

Hellenic Exchanges – Athens Stock Exchange S.A.

**Ημερήσιο Δελτίο
Συναλλακτικής Δραστηριότητας**

Daily Official List
of Trading Activity



Friday, 4 August, 2017

Year: 138 Trading Day No: 149



ATHEXGROUP
Athens Exchange Group

Disclaimer:

Hellenic Exchanges-Athens Stock Exchange S.A endeavours to ensure that the data and other material ("Information") presented on the Daily Official List are accurate and complete, but it is not liable for any errors or omissions of data or /and for the accuracy, credibility, updating and completeness of the aforesaid information nor it has any liability arising directly or indirectly from the use of the above Information.

The Company is not liable for the accuracy of the data included in listed companies' announcements. Only the sender of such an announcement is fully and solely liable for any infringement of third party's rights from the content of such announcement, All contents of the Daily Official List are provided only for information purposes and do not constitute investment advice or solicitation to invest in securities or other products listed for trading on the Exchange.

You acknowledge and agree that the Company is the owner of any property rights related to any Information appearing on the Daily Official List including intellectual property rights copyright, trademarks, etc.

The above data are a property of the Hellenic Exchanges-Athens Exchange and are copyright protected. Users are forbidden to reproduce, modify, copy, sale, transmit or redistribute, by all reproduction means and methods, part or the whole of the above data, without reference to their source.

The commercial exploitation of these data is, also, forbidden by third parties. Hellenic Exchanges-Athens Exchange does not carry any responsibility, direct or indirect, derived from usage or accidental alteration of the above data when used by third parties.

Hellenic Exchanges – Athens Stock Exchange S.A.

110 Athinon Ave.,10442 Athens, Tel: (210) 33.66.800, Fax: (210) 32.13.938

www.helex.gr

Thessalonica Stock Exchange Center (T.S.E.C)

16-18 Katouni Str., Thessalonica 546 25 Tel: (2310) 567.667, Fax: (2310) 530.545

Athex Members Guarantee Fund

14-16 Fidiou Str., Athens 106 78, Tel: (210) 33.04.682, Fax: (210) 33.04.155

Hellenic Republic Capital Market Commission

1 Kolokotroni Str. & 1 Stadiou Str., Athens 10562 Tel: (210) 33.77.100 Fax: (210) 33.77.173

Table of Contents

Section 1: Statistical Figures of Securities, Derivatives and Lending

Summary of Markets

Athex Indices

Analytic Figures for Athex Market's Boards and Categories

Trading Details by Athex Sectors and Financial Instruments (ETFs)

Top 10 best & worst performing Shares

Derivatives Summary

Section 2: Analytic Figures of Shares Transactions

Analytic Figures of Shares Transactions

Shares' Notes

Section 3: Figures of Securities Transactions

Securities Blocks Details

Shares Rights Details

Stock Borrowing

Shares Forced Sales

Forced Sales Registered Shares

Exchange Traded Funds (ETFs) Characteristics

Section 5: Bonds traded in Fixed Income Assets Market

Convertible Corporate Bonds - Regulated Market

Non Convertible Corporate Bonds - Regulated Market

Government Bonds

Treasury Bills & Zero Coupon Government Bonds

Government Bonds Traded with the Open Outcry Method

State Banks Bonds

Section 6: Additional Infos

Athex & ATHEXClear Members List

List of Stocks under Market Making operations

Section 7: Derivatives Market Analytic Figures

Index Futures

Stock Futures

Index Options

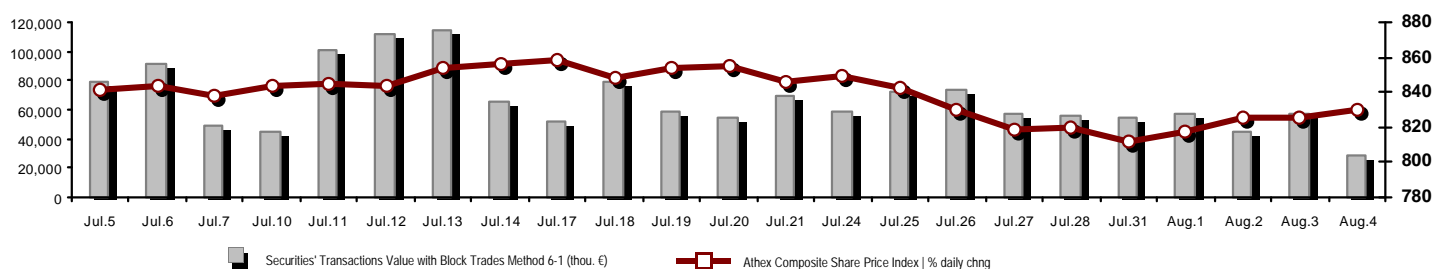
Stock Options

Stock Lending Analytic Figures

Appendix A: Sectors codification for listed companies

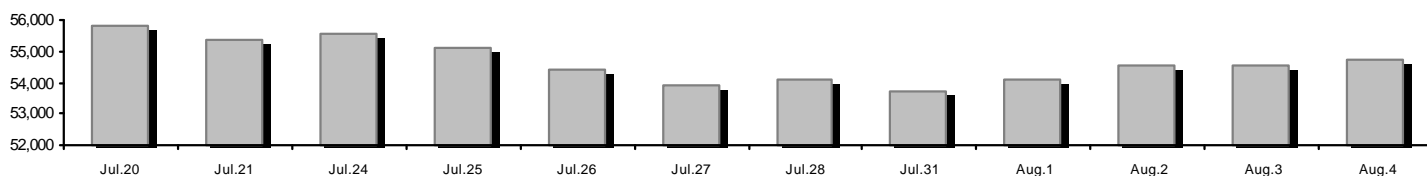
Summary of Markets

Athex Composite Share Price Index vs Shares and Derivatives Transactions Value

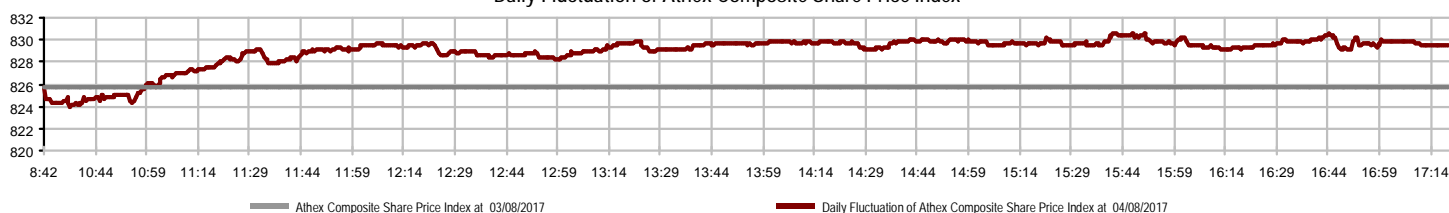


Athex Capitalisation (mill. €) **: 54,729.01	Derivatives Total Open Interest: 509,438
Daily change: mill. € %: 195.94 0.36%	in Index Futures % daily chng: 6,867 -5.66%
Yearly Avg Capitalisation: mill. € % chng prev year Avg: 48,695.65 18.33%	in Stock Futures % daily chng: 497,903 0.25%
Athex Composite Share Price Index % daily chng: 829.50 0.45%	in Index Options % daily chng: 2,360 -1.05%
Athex Composite Share Price Index Capitalisation (mill. €): 50,468.00	in Stock Options % daily chng: 2,308 0.09%
Daily change (mill. €): 195.28	
Securities' Transactions Value with Block Trades Method 6-1 (28,398.16	Derivatives Contracts Volume: 20,973
Daily change: %: -29,232.48 -50.72%	Daily change: pieces %: -12,778 -37.86%
YtD Avg Trans. Value: thou. € % chng prev year Avg: 60,790.59 0.68%	YtD Avg Derivatives Contracts % chng prev year Avg: 78,839 26.89%
Blocks Transactions Value of Method 6-1 (thou. €): 1,343.61	Derivatives Trades Number: 1,344
Blocks Transactions Value of Method 6-2 & 6-3 (thou. €): 0.00	Daily change: number %: 68 5.33%
Bonds Transactions Value (thou.€): 533.23	YtD Avg Derivatives Trades number % chng prev year Avg: 2,547 -1.85%
Securities' Transactions Volume with Block Trades Method 6-1 (th 22,253.74	Lending Total Open Interest: 857,030
Daily change: thou. pieces %: -9,589.90 -30.12%	Daily change: pieces %: 40,950 5.02%
YtD Avg Volume: % chng prev year Avg: 84,284.46 -12.42%	Lending Volume (Multilateral/Bilateral): 41,306
Blocks Transactions Volume of Method 6-1 (thou. Pieces): 381.00	Daily change: pieces %: -74,794
Blocks Transactions Volume of Method 6-2 & 6-3 (thou. Pieces): 0.00	Multilateral Lending: 40,950
Bonds Transactions Volume: 528,030.00	Bilateral Lending: 356
Securities' Trades Number with Block Trades Method 6-1: 9,811	Lending Trades Number: 12
Daily change: number %: -5,108 -34.24%	Daily change: %: 5
YtD Avg Derivatives Trades number % chng prev year Avg: 17,648 -6.46%	Multilateral Lending Trades Number: 11
Number of Blocks Method 6-1: 3	Bilateral Lending Trades Number: 1
Number of Blocks Method 6-2 & 6-3: 0	
Number of Bonds Transactions: 30	

Athex Capitalisation (mill. €) **



Daily Fluctuation of Athex Composite Share Price Index



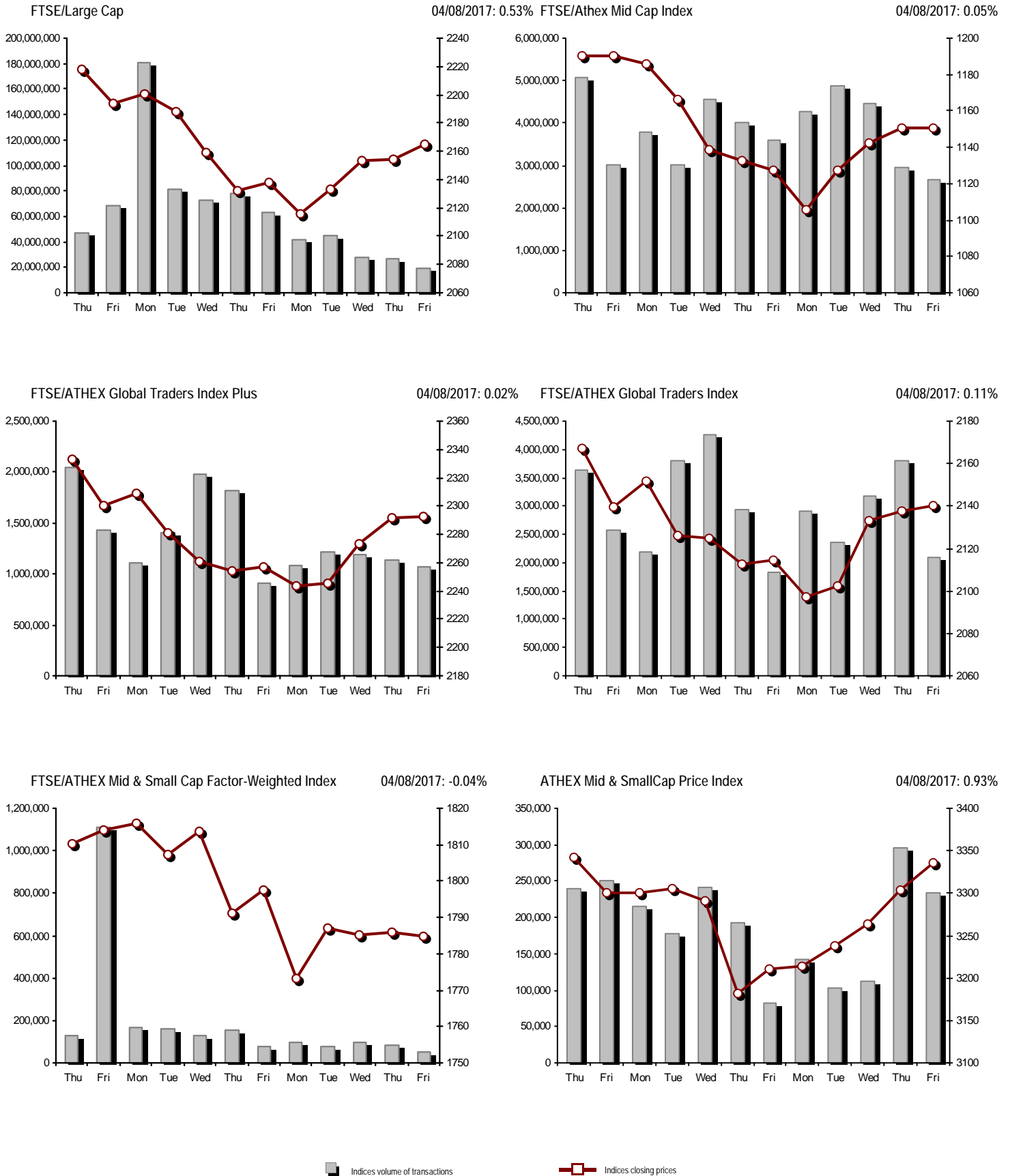
Athex Indices

Index name	04/08/2017	03/08/2017	pts.	%	Min	Max	Year min	Year max	Year change
Athex Composite Share Price Index	829.50 #	825.80	3.70	0.45%	823.87	830.60	602.43	859.78	28.88% #
FTSE/Athex Large Cap	2,165.31 #	2,153.90	11.41	0.53%	2,150.08	2,166.39	1,610.77	2,232.65	24.38% #
FTSE/Athex Mid Cap Index	1,150.79 #	1,150.27	0.52	0.05%	1,148.82	1,163.11	753.69	1,205.24	52.69% #
FTSE/ATHEX-CSE Banking Index	811.16 #	803.93	7.23	0.90%	798.31	812.37	503.69	867.45	27.90% #
FTSE/ATHEX Global Traders Index Plus	2,292.44 #	2,291.92	0.52	0.02%	2,283.19	2,300.89	1,470.95	2,349.47	51.47% #
FTSE/ATHEX Global Traders Index	2,140.08 #	2,137.83	2.25	0.11%	2,131.06	2,142.57	1,591.53	2,184.91	30.20% #
FTSE/ATHEX Mid & Small Cap Factor-Weighted Ind	1,784.99 €	1,785.75	-0.76	-0.04%	1,783.59	1,795.78	1,304.24	1,829.47	33.14% #
ATHEX Mid & SmallCap Price Index	3,335.16 #	3,304.30	30.86	0.93%	3,281.37	3,367.74	1,675.92	3,396.09	99.00% #
FTSE/Athex Market Index	533.91 #	531.15	2.76	0.52%	530.24	534.26	396.30	550.39	25.01% #
FTSE Med Index	4,379.40 €	4,578.96	-199.56	-4.36%			4,379.40	4,897.79	-4.72% €
Athex Composite Index Total Return Index	1,280.74 #	1,275.04	5.70	0.45%	1,272.05	1,282.44	918.99	1,327.35	30.44% #
FTSE/Athex Large Cap Total Return	3,173.09 #	3,156.37	16.72	0.53%			2,349.55	3,263.22	26.22% #
FTSE/ATHEX Large Cap Net Total Return	924.42 #	919.55	4.87	0.53%	917.92	924.89	678.89	953.15	25.99% #
FTSE/Athex Mid Cap Total Return	1,405.48 #	1,404.85	0.63	0.04%			949.72	1,457.66	52.77% #
FTSE/ATHEX-CSE Banking Total Return Index	832.75 #	825.33	7.42	0.90%			527.29	881.88	27.91% #
Hellenic Mid & Small Cap Index	1,025.66 #	1,023.68	1.98	0.19%	1,019.38	1,028.51	766.60	1,064.17	30.37% #
FTSE/Athex Banks	1,071.73 #	1,062.19	9.54	0.90%	1,054.76	1,073.34	665.50	1,146.11	27.90% #
FTSE/Athex Financial Services	1,151.26 #	1,134.58	16.68	1.47%	1,134.58	1,162.72	942.14	1,294.25	8.95% #
FTSE/Athex Industrial Goods & Services	2,121.93 #	2,091.36	30.57	1.46%	2,081.97	2,134.80	1,432.54	2,242.95	45.84% #
FTSE/Athex Retail	3,025.38 #	2,983.17	42.21	1.41%	2,983.17	3,025.38	2,529.24	3,212.65	7.67% #
FTSE/ATHEX Real Estate	3,339.35 #	3,320.30	19.05	0.57%	3,316.09	3,379.62	2,518.43	3,545.33	26.35% #
FTSE/Athex Personal & Household Goods	7,816.91 #	7,800.02	16.89	0.22%	7,763.37	7,838.45	6,663.96	8,561.96	2.18% #
FTSE/Athex Food & Beverage	9,601.53 #	9,463.48	138.05	1.46%	9,463.48	9,601.53	7,597.15	10,246.89	24.56% #
FTSE/Athex Basic Resources	3,642.49 €	3,686.59	-44.10	-1.20%	3,642.49	3,699.82	2,665.91	3,867.39	34.63% #
FTSE/Athex Construction & Materials	2,912.69 #	2,883.56	29.13	1.01%	2,872.35	2,920.30	2,130.43	3,016.71	29.17% #
FTSE/Athex Oil & Gas	4,633.29 €	4,683.81	-50.52	-1.08%	4,616.65	4,683.81	2,926.97	4,832.96	54.52% #
FTSE/Athex Chemicals	11,774.90 ~	11,774.90	0.00	0.00%	11,612.48	12,180.93	9,947.76	12,180.93	16.47% #
FTSE/Athex Travel & Leisure	1,748.78 €	1,761.33	-12.55	-0.71%	1,748.78	1,764.32	1,424.34	1,816.39	19.25% #
FTSE/Athex Technology	880.76 #	875.04	5.72	0.65%	873.72	883.87	607.65	923.54	37.87% #
FTSE/Athex Telecommunications	3,022.32 €	3,027.83	-5.51	-0.18%	3,019.57	3,038.84	2,292.89	3,069.12	22.96% #
FTSE/Athex Utilities	2,212.63 €	2,215.34	-2.71	-0.12%	2,210.54	2,233.92	1,380.52	2,554.99	45.88% #
FTSE/Athex Health Care	161.44 #	160.06	1.38	0.86%	154.54	162.82	144.88	186.27	10.03% #
Athex All Share Index	193.73 #	193.03	0.70	0.36%	193.73	193.73	148.93	199.18	21.76% #
Hellenic Corporate Bond Index	114.74 #	114.64	0.10	0.08%			108.78	114.74	4.88% #
Hellenic Corporate Bond Price Index	99.73 #	99.66	0.07	0.07%			96.19	99.73	2.04% #

Note 1: FTSE/Med 100, Greece & Turkey 30 Rt., Hellenic Corporate Bond Price Index and Hellenic Corporate Bond Index closing prices refer to the previous trading day of 02/08/2017.

Note 2: The Hellenic Mid & Small Cap Index is a Customized index calculated by the Athens Exchange.

Athex Indices



Analytic Figures for Athex Market's Boards and Categories

	Total Traded Securities	Main Market	Low Dispersion	Other Categories (*)	Exchange Traded Funds (ETFs)	Warrants
Totals	128	103	3	20	0	2
Gain / Lose / Same:	60 / 39 / 29	54 / 32 / 17	1 / 0 / 2	5 / 7 / 8	0 / 0 / 0	0 / 0 / 2
Athex Capitalisation (mill. €) **	54,729.01	51,655.78	2,891.47	181.77		
Daily Average Trans/ons Value(thou.€)	60,790.59	60,533.55	272.92	15.31	51.65	5.71
Transactions Value	28,398.16	28,383.98	1.99	12.00	0.00	0.19
Main Board:	27,054.55	27,040.37	1.99	12.00	0.00	0.19
Blocks Board 6_2_3:	1,343.61	1,343.61	0.00	0.00	0.00	0.00
Forced Sales Board:	0.00	0.00	0.00	0.00	0.00	0.00
Special Terms Board:	0.00	0.00	0.00	0.00	0.00	0.00
Daily Average Transactions Volume	84,284,463	81,235,268	61,591	151,919	2,897	3,683,510
Transactions Volume	22,253,742	22,019,443	1,581	92,670	0	140,048
Main Board:	21,872,742	21,638,443	1,581	92,670	0	140,048
Blocks Board 6_2_3:	381,000	381,000	0	0	0	0
Forced Sales Board:	0	0	0	0	0	0
Special Terms Board:	0	0	0	0	0	0
Daily Average Number of Trades	17,648	17,474	56	87	2	29
Number of Trades	9,811	9,712	8	68	0	23
Main Board:	9,808	9,709	8	68	0	23
Blocks Board 6_2_3:	3	3	0	0	0	0
Forced Sales Board:	0	0	0	0	0	0
Special Terms Board:	0	0	0	0	0	0

(*) Summarised Transactions figures for Under Deletion and Under Supervision Categories. (**) The Market Capitalization of the Companies that belong in the Under Supervision Status is not included.

Trading Details by Athex Sectors and Financial Instruments (ETFs)

Code	Sectors	Gain / Lose / Same	Number of Trades	Transactions Volume	Transactions Value	% of Total Trans. Value
8300	- Banks	4 / 0 / 4	2,518	17,158,065	11,587,851.70	40.80%
1700	- Basic Resources	3 / 4 / 0	444	152,558	852,311.91	3.00%
1300	- Chemicals	0 / 0 / 2	72	18,168	45,953.71	0.16%
2300	- Construction & Materials	9 / 4 / 2	1,070	498,936	1,685,182.59	5.93%
12000	- Financial Instruments	0 / 0 / 0	---	---	---	---
8700	- Financial Services	2 / 1 / 1	653	1,792,996	757,481.14	2.67%
3500	- Food & Beverage	5 / 3 / 4	172	82,375	1,067,017.98	3.76%
4500	- Health Care	3 / 1 / 1	175	153,524	76,796.18	0.27%
2700	- Industrial Goods & Services	8 / 5 / 3	533	362,616	708,461.07	2.49%
8500	- Insurance	0 / 0 / 1	4	739	2,771.40	0.01%
5500	- Media	1 / 1 / 1	18	10,182	1,320.05	0.00%
500	- Oil & Gas	0 / 3 / 0	964	359,796	3,611,259.12	12.72%
3700	- Personal & Household Goods	6 / 3 / 4	561	389,403	2,337,040.41	8.23%
8600	- Real Estate	4 / 3 / 0	303	46,974	254,126.56	0.89%
5300	- Retail	3 / 1 / 0	310	31,007	623,465.15	2.20%
9500	- Technology	6 / 3 / 4	333	296,392	187,829.15	0.66%
6500	- Telecommunications	0 / 1 / 0	318	204,235	2,244,709.10	7.90%
5700	- Travel & Leisure	2 / 4 / 2	818	442,973	1,660,766.09	5.85%
7500	- Utilities	4 / 2 / 0	545	252,803	693,816.12	2.44%

Top 10 best & worst performing Shares

Main Market

With positive Price change	Closing price	change	With negative Price change	Closing price	change
PAPOUTSANIS (CR)	0.300	16.73% #	UNIBIOS (CR)	0.577	-6.63% €
IASO SA (CR)	0.840	7.42% #	HELLENIC PETROLEUM (CR)	7.59	-3.31% €
INTRACOM CONSTR. (CR)	3.21	3.55% #	MARFIN INVESTMENT GROUP (CR)	0.134	-2.19% €
QUALITY & RELIABILITY SA (CR)	0.246	3.36% #	PLAISIO COMPUTERS SA (CR)	4.48	-1.32% €
VIOHALCO SA/NV (CB)	2.92	2.82% #	MYTILINEOS HOLDINGS (CR)	8.26	-1.20% €
AUTOHELLAS SA (CR)	21.10	2.68% #	PPC (CR)	2.17	-0.91% €
FOURLIS (CR)	6.00	2.56% #	OPAP (CR)	9.90	-0.80% €
GEK TERNA (CR)	4.08	2.51% #	BRIQ PROPERTIES (CR)	1.81	-0.55% €
HELLENIC EXCHANGES-A.S.E. (CR)	5.33	2.30% #	AEGEAN AIRLINES (CR)	8.21	-0.36% €
INTRACOM HOLDINGS (CR)	0.650	1.56% #	P.P.A. S.A. (CR)	15.74	-0.32% €
With the highest Transactions Value	Value (thou. €)	change	With the highest Transactions Volume	Volume	change
NATIONAL BANK (CR)	4,137.85	0.82% #	NATIONAL BANK (CR)	11,214,854	0.82% #
ALPHA BANK (CR)	3,541.25	0.47% #	ATTICA BANK S.A. (CR)	2,318,267	0.00% -
PIRAEUS BANK (CR)	2,367.88	1.29% #	MARFIN INVESTMENT GROUP (CR)	1,693,863	-2.19% €
OTE (CR)	2,244.71	-0.18% €	ALPHA BANK (CR)	1,672,371	0.47% #
HELLENIC PETROLEUM (CR)	2,171.67	-3.31% €	EUROBANK ERGASIAS (CR)	1,309,317	1.46% #
MOTOR OIL (CR)	1,438.12	-0.10% €	PIRAEUS BANK (CR)	500,911	1.29% #
FOURLIS (CR)	1,409.17	2.56% #	INTRALOT (CR)	286,197	0.00% -
EUROBANK ERGASIAS (CR)	1,270.33	1.46% #	HELLENIC PETROLEUM (CR)	284,563	-3.31% €
OPAP (CR)	1,148.43	-0.80% €	FOURLIS (CR)	240,324	2.56% #
CC HBC AG (CR)	1,001.99	1.46% #	OTE (CR)	204,235	-0.18% €

Note: Stocks that are not included in the "Low Dispersion" and "Under Supervision" categories, and the transactions value is more than 10,000 €.

Derivatives Summary

	Number of Trades	Volume	Open Interest
Index Futures	202	892	6,867
FTSE/Athex Large Cap	202	892	6,867
Stock Futures	970	13,541	368,143
ADMIE (IPTO) HOLDING S.A. (CR)	4	26	4,880
ALPHA BANK (CR)	54	1,545	47,778
CC HBC AG (CR)	1	1	68
CENERGY HOLDINGS (CB)	2	14	7,042
ELLAKTOR (CR)	22	103	9,769
EUROBANK ERGASIAS (CR)	65	1,286	36,190
EYDAP S.A. (CR)	36	235	1,810
FOLLI FOLLIE (CR)	40	54	1,939
FOURLIS (CR)	3	10	209
GEK TERNA (CR)	77	283	7,803
GRIVALIA PROPERTIES (CR)	0	0	268
HELLENIC EXCHANGES-A.S.E. (CR)	25	78	3,337
HELLENIC PETROLEUM (CR)	219	601	4,241
INTRALOT (CR)	66	439	6,144
JUMBO SA (CR)	2	3	1,103
LAMDA DEVELOPMENT SA (CR)	12	27	1,984
MARFIN INVESTMENT GROUP (CR)	53	1,426	96,674
MOTOR OIL (CR)	9	12	354
MYTILINEOS HOLDINGS (CR)	28	71	8,741
NATIONAL BANK (CR)	145	7,025	100,961
OPAP (CR)	17	25	2,557
OTE (CR)	18	67	5,868
P.P.A. S.A. (CR)	5	9	1,033
PPC (CR)	23	77	3,060
TERNA ENERGY (CR)	1	1	4,124
TITAN CEMENT (CR)	10	15	184
VIOHALCO SA/NV (CB)	33	108	10,022
Index Options	21	69	2,360
FTSE/Athex Large Cap	21	69	2,360
Stock Options	3	6	2,308
ALPHA BANK (CR)	0	0	120
NATIONAL BANK (CR)	0	0	250
OPAP (CR)	0	0	85
OTE (CR)	3	6	93
PPC (CR)	0	0	1,760
Total Derivatives Traded	1,196	14,508	379,678

Shares' Notes

Code	Note text
()	- Adjusted dividends.
*	- Last adjusted closing price.
[1]	- Net dividends.
[2]	- The "Date of Last Coupon" for New listings refers to the date company's stocks started to trade in Athex
[3]	- The Company Market Value is referred to the number of outstanding shares
[4]	- Sectors codification can be found in Appendix A
[5]	- The Market Value refers to the total number of shares listed (including their several classes) in the exchange by the company.
[6]	- P/E greater than 100
[7]	- Last view of the Order Book before the end of the trading session
[8]	- All Blocks Methods' Transactions Value are included.
4446	- Transfer to the "Under Supervision" Category as of 20/10/2008.
4576	- Suspension of trading as of 14/7/2009.
4690	- Transfer to Surveillance category as of 4/4/2006.
4726	- Suspension of trading as of 1/3/2011.
4750	- Transfer to the "Under Surveillance Category" from 8/4/2011.
4795	- The final gross (pre-tax) dividend is € 0.30 per share and subject to withholding tax on the full dividend amount, i.e. 0,45 per share, for those shareholders liable to withholding tax, in accordance with the applicable tax law provisions.
4814	- Transfer to the Low Dispersion Category as of 30/5/2011.
4815	- Transfer to the Low Dispersion Category as of 30/5/2011.
4817	- Transfer to the Low Dispersion Category as of 30/5/2011.
4823	- Transfer to the Low Dispersion category as of 4/4/2006.
4827	- Transfer to the Low Dispersion category as of 5/5/2010.
4865	- Suspension of trading as of 2/4/2012.
4882	- Transfer to the Surveillance Category as of 10/4/2012.
4887	- Transfer to the Surveillance Category as of 10/4/2012.
4888	- Transfer to the Surveillance Category as of 10/4/2012.
4912	- Transfer to the Surveillance Category as of 31/7/2012.
4913	- Suspension of trading as of 30/8/2012.
4914	- Suspension of trading as of 31/8/2012.
4918	- Suspension of trading as of 31/8/2012.
4937	- Transfer to the UNDER DELETION category as of 30/11/2012.
4938	- Transfer to the UNDER DELETION category as of 30/11/2012.
4939	- Suspension of trading as of 30/11/2012.
4955	- Transfer to the Surveillance Category as from 5/4/2013.
4956	- Transfer to the Surveillance Category as from 5/4/2013.
4957	- Transfer to the Surveillance Category as from 5/4/2013.
4958	- Transfer to the Surveillance Category as from 5/4/2013.
4959	- Transfer to the Surveillance Category as from 5/4/2013.
4977	- Transfer to the "Under Surveillance Category" from 11/6/2013.
4982	- Suspension of trading as of 1/12/2011.
4983	- Transfer to the Surveillance Category as of 5/4/2013.
4985	- Transfer to the "Under Surveillance Category" from 8/4/2011.
4997	- Transfer to the Under Supervision Category as of 21/12/2009. - The 6,870,053 new (CB) shares, resulting from the recent share capital increase through a rights issue, are not yet admitted to trading on the ATHEX.
5002	- Suspension of trading as of 30/08/2013.
5003	- Suspension of trading as of 30/08/2013.
5004	- Suspension of trading as of 30/08/2013.
5007	- Transfer to the Surveillance category, as of 11/10/2013.
5031	- The 612,300 new (CR) shares, resulting from the recent share capital increase through a rights issue, are not yet admitted to trading on the ATHEX.
5036	- The company's share is under suspension of trading as of 2/4/2012. During suspension, the company proceeded and concluded a share reverse split, according to which - after the conclusion of the corporate action - the total number of the company's shares, as well as, the last closing price of 30/03/2012 were adjusted.
5046	- Transfer to the Low Dispersion category as of 8/4/2011.
5049	- Under suspension of trading as of 1/4/2014.

Shares' Notes

Code	Note text
5057	- Transfer to the Surveillance Category as of 29/12/2011.
5058	- Transfer to the Surveillance Category as of 29/12/2011.
5062	- Transfer to the UNDER DELETION category as of 4/6/2014.
5080	- Suspension of trading as of 6/9/2011.
5087	- Suspension of trading as of 1/4/2015.
5089	- Transfer to the Surveillance Category as of 8/4/2015.
5092	- Transfer to the UNDER DELETION category as of 8/4/2015.
5093	- Transfer to the Surveillance Category as of 8/4/2015.
5094	- Transfer to the Surveillance Category as of 8/4/2015.
5095	- Transfer to the Surveillance Category as from 9/4/2015.
5098	- Suspension of trading as of 2/6/2015.
5099	- Suspension of trading as of 3/6/2015.
5101	- Suspension of trading as of 1/9/2015.
5104	- Transfer to the "Low Dispersion" Category as of 31/10/2014. Change of the company name from "MIG REAL ESTATE R.E.I.C." to "NBG PANGAEA R.E.I.C." as of 30/12/2015.
5109	- Suspension of trading as of 01/03/2016.
5110	- Suspension of trading as of 08/03/2016.
5111	- Transfer to the Under Deletion Category as of 15/04/2016.
5112	- Transfer to the Surveillance Category as of 15/04/2016.
5113	- Transfer to the Surveillance Category as of 15/04/2016.
5114	- Transfer to the Surveillance Category as of 15/04/2016.
5115	- Transfer to the Surveillance Category as of 15/04/2016.
5116	- Transfer to the Low Dispersion Category as of 20/4/2016.
5118	- Transfer to the Surveillance Category as of 25/11/2011. Issue of a Convertible Bond Loan in progress through a rights issue. Rights' trading period on ATHEX: 22/09/2016 - 03/10/2016, pre-emption rights' subscription period: 22/09/2016 - 06/10/2016.
5123	- Transfer to the Surveillance Category as of 10/4/2014.
5124	- The 30,874,635 new (CR) shares, resulting from the recent share capital increase through a rights issue, are not yet admitted to trading on the ATHEX.
5127	- Transfer to the Low Dispersion Category as of 03/03/2017.
5129	- Suspension of trading as of 04/04/2017.
5130	- Suspension of trading as of 18/04/2017.
5135	- Suspension of trading as of 28/04/2017.
5136	- Suspension of trading as of 02/05/2017.
5137	- Suspension of trading as of 02/05/2017.
5140	- Transfer to the Surveillance Category as of 10/05/2017.
5141	- Transfer to the Surveillance Category as of 10/05/2017.
5142	- Transfer to the Under Deletion Category as of 10/05/2017.
5143	- Transfer to the Under Deletion Category as of 10/05/2017.
5144	- Transfer to the Under Deletion Category as of 10/05/2017.
5145	- Transfer to the Under Deletion Category as of 10/05/2017.
5146	- Transfer to the Surveillance Category as of 10/4/2012. The 77,573,688 new (CR) shares, resulting from the recent share capital increase through a rights issue, are not yet admitted to trading on the ATHEX.

Securities Blocks Details

Securities	Block Volume	Price	Block Trade Value	Time of approval	Note
MOTOR OIL (CR)	22,000	19.39	426,470.00	11:24:44	20
PIRAEUS BANK (CR)	59,000	4.77	281,135.00	12:03:56	20
ALPHA BANK (CR)	300,000	2.12	636,000.00	17:11:53	20

Blocks Notes

- 9 - Method 6-1 / Special Fees
- 10 - Method 6-1 / Special Fees, SDS
- 14 - Method 6-3 / Settlement, Incomplete Buy and Sell
- 18 - Method 6-2 / SPOT 1
- 19 - Method 6-2 / SPOT 2
- 20 - Method 6-1 and Method 6-1 Same Day Settlement
- 21 - Other Pre-agreed

Shares Rights Details

Occured date	Exercise from	Exercise until	Trading until	Rights	Price min	Price max	Closing price	Last Bid	Last Ask	Volume	Trades	Transactions Value
--------------	---------------	----------------	---------------	--------	-----------	-----------	---------------	----------	----------	--------	--------	--------------------

No Rights Transactions.

Shares Forced Sales

Securities	Transaction s Volume	Number of Trades	Transactions Value	Note
------------	-------------------------	---------------------	-----------------------	------

No Forced Transactions.

Forced Sales Notes

- 1 - Normal Forced Sale.
- 2 - Forced Sales of Fixed Registered Shares.
- 3 - Forced Sales of Remaining Stock Fractions.

Forced Sales Registered Shares

Securities	Start Date	End Date	Initial Volume	Remaining Volume	Date	Avg price (day)	Avg price (period)	Number of Trades	Transactions Volume	Transactions Value
------------	------------	----------	----------------	------------------	------	-----------------	--------------------	------------------	---------------------	--------------------

No Fixed Registered Shares Forced Sales.

Forced Sales Notes

According to Decision 1/380/04.05.2008 of the Hellenic Republic Capital Market Commission, the certificated registered shares that have not been deposited to the issuer for dematerialisation, will be auctioned in the Athens Exchange by the supervising issuer. Forced sales procedure is held according to Article 99A of the Athens Exchange Rulebook. The average price of the period is calculated by dividing the Total transactions value by the Total volume and includes all the transactions made until the current date.

Exchange Traded Funds (ETFs) Characteristics

	Transactions Date (T)	Creation / Redemption	Units (T-1)	New Units (T-1)	Redemptio n Units (T-	Units (T) [1]	Fund Assets [2]	Net Unit Price	Dividen d per	Dividend Date
ALPHA ETF FTSE Athex Large Cap	04/08/2017	5,000	619,082	---	---	619,082	13,391,070.00	21.6305	0.37	30/06/2016

ETFs Notes

[1] - Units (T) = Units (T-1) + New Units (T-1) - Redemption Units (T-1)

[2] - The Creation / Redemption Units of T-1 are included.

Convertible Corporate Bonds - Regulated Market

Num Listed Bonds	Nominal price	Issue price	Today's Rate	Exp. Date	Duration (years)	Note	Coupon		Trading	Corporate Bonds	Price min	Price max	Closing price	Previous closing price/date		Volume	Transactions Value	Last order			ear min	Year max
							Common	Preferred						Price	Buy / Sell			Date				
233,723,142	0.30	0.30	1.00	11/10/2025	9	---	4	---	1	FORTHNET S.A. (Convertible)	---	---	---	---	---	---	---	0.2000	B	10/05/2017	100.0000	100.0000
1,774,359	13.76	9.77	0.00	21/10/2025	18	---	26	---	1	NIREUS S.A. (Convertible)	---	---	---	75.0000	03/08/2017	---	---	60.5000	B	04/08/2017	75.0000	99.0000

Corporate Bonds Notes

Transactions Volume = (Pieces) * (Nominal Price). Transactions Value = (Pieces) * (Nominal Price) * (price %) + (Accrued interest).

The price of a Bond is stated as a percentage (%) of Bond's Nominal Price.

Nominal Price in Euros (€), except if it is noted differently.

Non Convertible Corporate Bonds - Regulated Market

Num Listed Bonds	Nominal price	Issue price	Today's Rate	Exp. Date	Duration (years)	Note	Coupon		Trading	Corporate Bonds	Accrued Int.	Yield.T.Mat	Price min	Price max	Closing price	Previous closing price/date	Volume	Transactions Value	Last order		ear min	Year max		
							Common	Preferred											Price	Buy / Sell			Date	
60,000	1,000.00	1,000.00	3.85	21/07/2022	5	---	1	---	1	TERNA ENERGY FINANCE S.A. (Non Convertible)	1.9250	3.7990	100.0000	100.2000	100.1902	100.1700	03/08/2017	66,000	66,252.55	100.0300	B	34/08/2017	100.0000	100.3900
300,000	1,000.00	1,000.00	3.10	27/06/2022	5	---	1	---	1	MYTILINEOS HOLDINGS S.A. (Non Convertible)	3.6167	3.0320	100.2200	100.3500	100.2502	100.2000	03/08/2017	359,000	361,196.63	100.2400	B	34/08/2017	100.0100	100.6400
50,000	1,000.00	1,000.00	4.25	20/06/2022	5	---	1	---	1	SYSTEMS SUNLIGHT S.A. (Non Convertible)	5.7847	4.1410	100.3500	100.3600	100.3555	100.3500	03/08/2017	20,000	20,186.79	100.1500	B	34/08/2017	100.0000	101.3500
200,000	1,000.00	1,000.00	3.50	21/03/2022	5	---	1	---	1	O.P.A.P. S.A. (Non Convertible)	13.6111	2.9980	101.7700	102.0000	101.9025	101.7600	03/08/2017	59,000	60,925.56	101.7700	B	34/08/2017	100.2800	102.1000
40,000,000	1.00	1.00	5.00	04/10/2021	5	---	4	---	1	HOUSEMARKET S.A. (Non Convertible)	0.0049	4.2190	102.1000	102.2000	102.1646	102.1500	03/08/2017	24,030	24,666.95	101.8000	B	34/08/2017	100.1895	102.7000

Corporate Bonds Notes

Transactions Volume = (Pieces) * (Nominal Price). Transactions Value = (Pieces) * (Nominal Price) * (price %) + (Accrued interest).

The price of a Bond is stated as a percentage (%) of Bond's Nominal Price.

Nominal Price in Euros (€), except if it is noted differently.

Government Bonds

Number Listed Bonds	Nominal price	Today's Rate	Accrued Interest Calc	Exp. Date [1]	Duration (years)	Note	Coupons Date	Curr. coupon value	Trading Unit	Government Bonds	Price min	Price max	Closing price	Previous closing price/date	Volume	Transactions Value	Price	Last order Buy / Sell	Date
3,000,000	1,000.00	4.38	Actual/Actual	01/08/2022	5	---	01/08	4.38	1	GGB-FXD-010822-05Y-4.375-1.000	---	---	---	---	---	---	93.0000	B	01/08/2017
1,792,455,803	1.00	3.00	Actual/Actual	24/02/2023	11	---	24/02	3.00	1	GGB-FXD-240223-11Y-2.000-1.00	---	---	---	10.0000 22/06/2015	---	---	---	---	---
1,771,485,249	1.00	3.00	Actual/Actual	24/02/2024	12	---	24/02	3.00	1	GGB-FXD-240224-12Y-2.000-1.00	---	---	---	10.0000 22/06/2015	---	---	---	---	---
1,744,316,583	1.00	3.00	Actual/Actual	24/02/2025	13	---	24/02	3.00	1	GGB-FXD-240225-13Y-2.000-1.00	---	---	---	10.0000 22/06/2015	---	---	---	---	---
1,498,761,836	1.00	3.00	Actual/Actual	24/02/2026	14	---	24/02	3.00	1	GGB-FXD-240226-14Y-2.000-1.00	---	---	---	10.0000 22/06/2015	---	---	---	---	---
1,469,952,920	1.00	3.00	Actual/Actual	24/02/2027	15	---	24/02	3.00	1	GGB-FXD-240227-15Y-2.000-1.00	---	---	---	10.0000 22/06/2015	---	---	---	---	---
1,525,434,082	1.00	3.00	Actual/Actual	24/02/2028	16	---	24/02	3.00	1	GGB-FXD-240228-16Y-2.000-1.00	---	---	---	10.0000 22/06/2015	---	---	---	---	---
1,503,860,546	1.00	3.00	Actual/Actual	24/02/2029	17	---	24/02	3.00	1	GGB-FXD-240229-17Y-2.000-1.00	---	---	---	10.0000 22/06/2015	---	---	---	---	---
1,435,418,132	1.00	3.00	Actual/Actual	24/02/2030	18	---	24/02	3.00	1	GGB-FXD-240230-18Y-2.000-1.00	---	---	---	10.0000 22/06/2015	---	---	---	---	---
1,368,045,727	1.00	3.00	Actual/Actual	24/02/2031	19	---	24/02	3.00	1	GGB-FXD-240231-19Y-2.000-1.00	---	---	---	10.0000 22/06/2015	---	---	---	---	---
1,373,758,194	1.00	3.00	Actual/Actual	24/02/2032	20	---	24/02	3.00	1	GGB-FXD-240232-20Y-2.000-1.00	---	---	---	10.0000 22/06/2015	---	---	---	---	---
1,452,639,893	1.00	3.00	Actual/Actual	24/02/2033	21	---	24/02	3.00	1	GGB-FXD-240233-21Y-2.000-1.00	---	---	---	10.0000 22/06/2015	---	---	---	---	---
1,410,344,954	1.00	3.00	Actual/Actual	24/02/2034	22	---	24/02	3.00	1	GGB-FXD-240234-22Y-2.000-1.00	---	---	---	10.0000 22/06/2015	---	---	---	---	---
1,444,202,190	1.00	3.00	Actual/Actual	24/02/2035	23	---	24/02	3.00	1	GGB-FXD-240235-23Y-2.000-1.00	---	---	---	10.0000 22/06/2015	---	---	---	---	---
1,505,138,031	1.00	3.00	Actual/Actual	24/02/2036	24	---	24/02	3.00	1	GGB-FXD-240236-24Y-2.000-1.00	---	---	---	10.0000 22/06/2015	---	---	---	---	---
1,396,254,095	1.00	3.00	Actual/Actual	24/02/2037	25	---	24/02	3.00	1	GGB-FXD-240237-25Y-2.000-1.00	---	---	---	10.0000 22/06/2015	---	---	---	---	---
1,382,167,704	1.00	3.00	Actual/Actual	24/02/2038	26	---	24/02	3.00	1	GGB-FXD-240238-26Y-2.000-1.00	---	---	---	10.0000 22/06/2015	---	---	---	---	---
1,337,331,257	1.00	3.00	Actual/Actual	24/02/2039	27	---	24/02	3.00	1	GGB-FXD-240239-27Y-2.000-1.00	---	---	---	10.0000 22/06/2015	---	---	---	---	---
1,371,908,706	1.00	3.00	Actual/Actual	24/02/2040	28	---	24/02	3.00	1	GGB-FXD-240240-28Y-2.000-1.00	---	---	---	10.0000 22/06/2015	---	---	---	---	---
1,360,659,778	1.00	3.00	Actual/Actual	24/02/2041	29	---	24/02	3.00	1	GGB-FXD-240241-29Y-2.000-1.00	---	---	---	10.0000 22/06/2015	---	---	---	---	---
1,432,747,403	1.00	3.00	Actual/Actual	24/02/2042	30	---	24/02	3.00	1	GGB-FXD-240242-30Y-2.000-1.00	---	---	---	10.0000 22/06/2015	---	---	---	---	---
742,153	1,000.00	0.93	FLR Actual/360	10/08/2019	5	---	10/02 - 10/08	---	1	GGB-FLT-100819-05Y-0.934-1.000	---	---	---	---	---	---	---	---	---
4,030,827	1,000.00	4.75	Actual/Actual	17/04/2019	5	---	17/04	4.75	1	GGB-FXD-170419-05Y-4.750-1.000	---	---	---	---	---	---	---	---	---

Government Bonds Notes

Transactions Volume = (Pieces) * (Nominal Price). Transactions Value = (Pieces) * (Nominal Price) * (price %) + (Accrued interest).

The Value of current coupon for the issues with NV 0.01 euro refers to NV 100 euros

FLR: Floating Interest Rate.

[1] - The Expiration Date of the interest bearing period and the Date for coupon payment.

Bonds in Circulation	Currency / Min nominal traded Value	Coupons Payment Date	Current Coupon Value	Note	Coupon	Trading Unit	Issue Date	Duration (years)	Today's Interest	A.I.C in days	Bonds	Last price of previous days		Last Outcry in Cash (euro)			Trades in Pieces	Life min	Life Max
												Price	05/02/1996	Buy / Sell	Date				
Corporate Bonds in Foreign Currency and Euro																			
103,746	GBP / 10	01/12	0.25	---	58	1	01/12/1930	98	2.5	360	National Mortgage Bank	2.27	05/02/1996	2.27	S	05/02/1996	---	2.27	2.27
0	GBP / 10	01/12	0.25	---	60	1	01/12/1928	100	2.5	360	National Mortgage Bank	---	---	---	---	---	---	---	---

Government Bonds Notes

A.I.C: Accrued Interest Calculation base.

FLR: Floating Interest Rate.

The minimum tradeable Nominal Value for all Demeterialised Government Titles is 100 Euros.

(μτφρ-0)

Athex & ATHEXClear Members List

Member Name	Stock Market			Derivatives Market		ATHEXClear Member				
	Address	Phone	Fax	Market Member	Remote Member	Market Maker	Proprietary	Market Maker	General Clearing	Direct Clearing
A. SARRIS SECURITIES S.A.				a						
6, DRAGATSANIOU ATHINA	+30 2103367700	210-3312324								
ALPHA FINANCE INVESTMENT SERVICES S.A.				a		a	a	a		a
5, MERLIN ATHINA	+30 2103677400	210-3331193								
ALPHA BANK A.E.									a	
40, STADIOU STR ATHINA	(210)-3260000	(210)-3264116								
	(210)-3265546	(210)-3265811								
103, AVE. ATHINON ATHINA	+30 2103436820	210-3436270								
ARGUS STOCKBROKERS LTD				a	a		a			
25, DIMOSTHENI SEVERI AVE NICOSIA	+357 22717000	0035722717070								
ATLANTIC SECURITIES LIMITED				a	a					
37, PRODROMOU NICOSIA	+357 22445400	00357 22661914								
ATLAS SECURITIES S.A.				a			a			
, 125 MICHALAKOPOULOU & 14-16 VERVENON ATHINA	+30 2103363300	210-3238925								
ATTICA BANK S.A.									a	
54, AKADIMIAS STR. ATHINA	(210)-3390757	(210)-3646090								
23, OMIROU ATHINA	+30 2103669261	210-3669265								
23, OMIROU STR. ATHINA	(210)-3669000	(210)-3669410								
AXIA VENTURES GROUP LTD				a	a					
, KRANIDIOTI 10, OFFICE 102 NICOSIA	+357 227242000	357 22742001								
AXON SECURITIES S.A.				a			a			
48, STADIOU ATHINA	+30 2103363800	210-3243903								
BANK OF AMERICA MERRILL LYNCH				a	a					
2, KING EDWARD STREET LONDON	+44 20276281000									
BETA SECURITIES S.A.				a		a	a			a
29, ALEXANDRAS AVEN. & VRAILA ATHINA	+30 2106478900	210-6410139								
BNP PARIBAS SECURITIES SERVICES S.A.									a	
2, LAMPSAKOU ATHINA	+30 2107468500	210-7468579-581								
CAPITAL SECURITIES S.A.				a			a			
58, MITROPOLEOS ATHINA	+30 2103369700	+30 210 3369820								
CFS SECURITIES-INVESTMENT SERVICES S.A.				a						
3, PAPARRIGOPOULOU ATHINA	+30 2103360800	+30 210-3360980								
CITIGROUP GLOBAL MARKET LTD				a	a					
1, CITIGROUP CENTER, CANADA SQ., CANARY WHARF LONDON	+44 02079864000									
CREDIT SUISSE SECURITIES (EUROPE) LIMITED				a	a					
, ONE CABOT SQUARE LONDON	+44 2078888888									
CYCLOS SECURITIES S.A.				a			a			a
39, PANEPISTIMIOU ATHINA	+30 2103364300	+30 210-3239122								
D.A. TSEKOURAS SEC. S.A.				a						
33, STADIOU ATHINA	+30 2103245100	210-3211997								
DEUTSCHE BANK S.A.				a	a		a			
1, GREAT WINCHESTER STREET LONDON	+44 20 754 54209	00441133361437								
DYNAMIC SECURITIES S.A.				a			a			a
8, OMIROU ATHINA	+30 2103677700	210-3677777								
EL. PETROPOULAKIS SECURITIES S.A.				a			a			
9, ARISTEIDOU ATHINA	+30 2103213928	+30 210-3216810								
EUROBANK ERGASIAS S.A.									a	
8, OTHONOS ATHINA	+30 2103337000	210-3245916								
8, OTHONOS STR. ATHINA	(210)-3337969	(210)-3245916								
	(210)-3337000	(210)-3233866								
EUROBANK SECURITIES INVESTMENT FIRM S.A				a		a	a	a		a
, FILELLINON 10 & XENOFONTOS 13 ATHINA	+30 2103720000	210-3720001								
EUROCORP SECURITIES S.A.				a			a			a
14, SQ.FILIKIS ETAIRIAS ATHINA	+30 2107263500	210-7263666								
EUOTRUST BROKERAGE S.A.				a						
113, SEVASTOUPOLEOS ATHINA	+30 2103363100	+30 210-3238334								
EUROXX SECURITIES S.A.				a		a	a	a		a
7, PALAIOLOGOU CHALANDRI	(210)-6879400	(210)-6879401								
7, PALEOLOGOU CHALANDRI	+30 2106879400	210-6879401								
G. A. PERVANAS SECURITIES-INVESTMENT SERVICES CO S.A.				a						
7-9, SOFOKLEOUS ATHINA	+30 2103727200	210-3210-291								
GLOBAL CAPITAL SECURITIES AND FINANCIAL SERVICES LTD				a	a					
50, AVE. ARCHIEPISKOPOU MAKARIOU NICOSIA	+357 22710710	357 22339332								

Athex & ATHEXClear Members List

Member Name	Stock Market			Derivatives Market		ATHEXClear Member				
	Address	Phone	Fax	Market Member	Remote Member	Market Maker	Proprietary	Market Maker	General Clearing	Direct Clearing
GUARDIAN TRUST SECURITIES S.A				a			a			
31, ERMOU ATHINA	+30 2103378700	210-3220498								
HELLENIC BANK (INVESTMENTS) LTD					a					
, AVE. KYRIAKOU MATSI 31 - PO BOX 24747 NICOSIA	+357 22500100	357 22500110								
HELLENICAMERICAN SEC. S.A.				a		a	a			a
27, ANDREA PAPANDEOU ATHINA	+30 2103311100	+30 210-3215968								
HSBC BANK PLC									a	
109-111, AVE. MESOGION ATHINA	+30 2106960000	210-6928000								
INDEX SECURITIES S.A.				a						
6, DRAGATSANIOU ATHINA	+30 2103213920	+30 210-3213216								
INVESTMENT BANK OF GREECE S.A.				a		a	a	a	a	
32, EGIALIAS & PARADISOU MAROUSI	+30 2108173111	+30 210-6896325								
J. CHR. MAVRIKIS SECURITIES S.A.				a						
5, SOFOKLEOUS ATHINA	+30 2103216730	210-3217767								
KAPPA SECURITIES S.A.				a			a			
15, VALAORITOU ATHINA	+30 2103678600	+30 210-3641002								
KARAMANOF SECURITIES-INV. SERVICES S.A.				a			a			
2, SQ. AGION THEODORON ATHINA	+30 2103212947	+30 210-3217088								
LAIKI FINANCIAL SERVICES LTD					a					
26, AVE. VYRONOS NICOSIA	357 22367367	357 22718567								
LEON DEPOLAS SECURITIES S.A.				a		a	a			
1, CHRISTOU LADA ATHINA	+30 2103213276	+30 210-3211618								
MAGNA TRUST SECURITIES S.A				a						
12-14, KARAGIORGI SERBIAS ATHINA	+30 2103800820	210-3220910								
MEGA EQUITY SECURITIES & FINANCIAL SERVICES PUBLIC LTD				a	a		a			
42-44, AVE. GRIVA DIGENI NICOSIA	+357 22711711	357 22711811								
MERIT SECURITIES S.A				a		a	a			a
3, GEORGIOU SOURI ATHINA	2103671800	210-3671830								
MIDAS BROKERAGE S.A.				a		a				
5, SOFOKLEOUS ATHINA	+30 2141008800	+30 210-3253205								
N. CHRYSOCHOIDIS STOCK BROKERAGE I.S.S.A.				a			a			a
7-9, SOFOKLEOUS ATHINA	+30 2103213913	+30 210-3216115								
NATIONAL BANK OF GREECE S.A.				a		a	a		a	
86, AIOLOU STR. ATHINA	(210)-3341000	(210)-3228187								
68, AKADIMIAS STR. ATHINA	(210)-3328817	(210)-3328678								
NATIONAL SECURITIES S.A				a		a	a	a		
66, KIFISIAS AVE, BUILDING A ATHINA	+30 2107720000	+30 210-7720002								
NUNTIUS SECURITIES S.A				a						
6, DRAGATSANIOU ATHINA	+30 2103350599	+30210-3254846								
ONE PLUS CAPITAL LIMITED				a	a					
, 75 PRODOMOU AVENUE, ONEWORLD PARKVIEW HOUSE, 3RD FLOOR, NICOSIA	+357 22873760									
PANTELAKIS SECURITIES S.A.				a			a	a		
57, ETHNIKIS ANTISTATIS B CHALANDRI	+30 2106965000	210-6929550								
PEGASUS SECURITIES S.A				a			a			
17, VALAORITOU & AMERIKIS ATHINA	+30 2103670700	+30 210-3670760								
PIRAEUS BANK S.A.				a			a		a	
4, AMERIKIS STR. ATHINA	(210)-3335000	(210)-3335079								
4, AMERIKIS STR ATHINA	(210)-3335918	(210)-3254207								
4, AMERIKIS ATHINA	+30 2103335000	210-3335079								
PIRAEUS SECURITIES S.A.				a		a	a	a		a
5, KORAI ATHINA	+30 2103354100	210-3354170								
PRELIUM SECURITIES-INVESTMENT SERVICES S.A.				a			a			
342, KIFISIAS ATHINA	+30 2103677000	+30 210-6926403								
PROCHOICE SECURITIES LTD				a	a					
57, SPYROU KYPRIANOY NICOSIA	+357-24-661192	+357-24-662464								
SHARELINK SECURITIES-FINANCIAL SERVICES LTD				a	a		a			
6, THEOTOKI MEGARO ELLINA NICOSIA	+357 22554200	+357 22750852								
SOCIETE GENERALE S.A.				a	a		a			
, 17 COUR VALMY 92987 PUTEAUX - LA DEFENSE PARIS	+33 157290504	+33142138697								
SOLIDUS SECURITIES S.A				a			a			a
64, LOUIZIS RIANCOUR ATHINA	+30 2106900600	210-6985421								
ST. EM. LAVRENTAKIS SECURITIES S.A.				a			a			
7-9, SOFOKLEOUS ATHINA	+30 2103213336	+30 210-3246572								

Athex & ATHEXCclear Members List

Member Name			Stock Market			Derivatives Market		ATHEXCclear Member	
Address	Phone	Fax	Market Member	Remote Member	Market Maker	Proprietary	Market Maker	General Clearing	Direct Clearing
THE CYPRUS INVESTMENT & SECURITIES CORPORATION LTD			a	a					
154, LIMASSOL AVENUE, STROVOLOS NICOSIA	+357 22121700	357 22338800							
UBS LIMITED			a	a					
1, FINSBURY AVENUE LONDON	+44 2075687135								

List of Stocks under Market Making operations

Securities	Stock Category
Market Maker	Start Market Making
ADMIE (IPTO) HOLDING S.A. (CR)	Main Market
PIRAEUS SECURITIES S.A.	29/06/2017
ALPHA BANK (CR)	Main Market
ALPHA FINANCE INVESTMENT SERVICES S.A.	29/02/2016
EUROBANK SECURITIES INVESTMENT FIRM S.A	24/10/2012
LEON DEPOLAS SECURITIES S.A.	04/01/2016
MERIT SECURITIES S.A	03/09/2013
MIDAS BROKERAGE S.A.	11/01/2006
NATIONAL SECURITIES S.A	15/01/2013
PIRAEUS SECURITIES S.A.	28/05/2013
ALUMIL (CR)	Main Market
BETA SECURITIES S.A.	18/07/2013
ATTICA BANK S.A. (CR)	Main Market
BETA SECURITIES S.A.	02/06/2014
EUROXX SECURITIES S.A.	22/01/2016
BYTE COMPUTER SA (CR)	Main Market
MERIT SECURITIES S.A	04/08/2013
CC HBC AG (CR)	Main Market
EUROBANK SECURITIES INVESTMENT FIRM S.A	23/10/2013
NATIONAL SECURITIES S.A	29/04/2013
PIRAEUS SECURITIES S.A.	04/05/2015
CENERGY HOLDINGS (CB)	Main Market
ALPHA FINANCE INVESTMENT SERVICES S.A.	02/01/2017
EUROBANK SECURITIES INVESTMENT FIRM S.A	02/01/2017
ELASTRON (CR)	Main Market
LEON DEPOLAS SECURITIES S.A.	20/02/2017
ELLAKTOR (CR)	Main Market
EUROBANK SECURITIES INVESTMENT FIRM S.A	01/06/2013
NATIONAL SECURITIES S.A	25/06/2013
ELTON SA (CR)	Main Market
BETA SECURITIES S.A.	03/09/2013
EUROBANK ERGASIAS (CR)	Main Market
ALPHA FINANCE INVESTMENT SERVICES S.A.	08/01/2013
EUROBANK SECURITIES INVESTMENT FIRM S.A	01/06/2013
HELLENICAMERICAN SEC. S.A.	25/07/2014
MIDAS BROKERAGE S.A.	07/01/2016
NATIONAL SECURITIES S.A	01/01/2017
PIRAEUS SECURITIES S.A.	28/09/2013
FOLLI FOLLIE (CR)	Main Market
NATIONAL SECURITIES S.A	17/02/2014
PIRAEUS SECURITIES S.A.	04/05/2015
FOURLIS (CR)	Main Market
EUROBANK SECURITIES INVESTMENT FIRM S.A	01/12/2016
EUROXX SECURITIES S.A.	01/12/2016
PIRAEUS SECURITIES S.A.	06/03/2017
GEK TERNA (CR)	Main Market
HELLENICAMERICAN SEC. S.A.	07/09/2015
GR. SARANTIS SA (CR)	Main Market
ALPHA FINANCE INVESTMENT SERVICES S.A.	19/06/2017
BETA SECURITIES S.A.	14/05/2013
EUROBANK SECURITIES INVESTMENT FIRM S.A	24/10/2016
HELLENIC EXCHANGES-A.S.E. (CR)	Main Market
EUROBANK SECURITIES INVESTMENT FIRM S.A	01/06/2013
HELLENICAMERICAN SEC. S.A.	01/09/2014
NATIONAL SECURITIES S.A	25/06/2013
PIRAEUS SECURITIES S.A.	04/05/2015
HELLENIC PETROLEUM (CR)	Main Market
HELLENICAMERICAN SEC. S.A.	14/09/2015
PIRAEUS SECURITIES S.A.	20/03/2017
HYGEIA SA (CR)	Main Market
HELLENICAMERICAN SEC. S.A.	18/04/2016
INTERCONTINENTAL (CR)	Main Market
EUROXX SECURITIES S.A.	20/02/2017
INTRACOM HOLDINGS (CR)	Main Market
HELLENICAMERICAN SEC. S.A.	07/09/2015

List of Stocks under Market Making operations

Securities	Market Maker	Start Market Making	Stock Category
INTRALOT (CR)			Main Market
	ALPHA FINANCE INVESTMENT SERVICES S.A.	03/07/2017	
	BETA SECURITIES S.A.	10/04/2017	
	EUROXX SECURITIES S.A.	12/06/2017	
	PIRAEUS SECURITIES S.A.	28/09/2013	
J & P - AVAX SA (CR)			Main Market
	EUROBANK SECURITIES INVESTMENT FIRM S.A	14/12/2015	
JUMBO SA (CR)			Main Market
	MIDAS BROKERAGE S.A.	27/07/2016	
	PIRAEUS SECURITIES S.A.	06/03/2017	
KLOUKINAS - LAPPAS SA (CR)			Main Market
	BETA SECURITIES S.A.	22/09/2014	
KRI-KRI S.A. (CR)			Main Market
	LEON DEPOLAS SECURITIES S.A.	16/01/2017	
LAMDA DEVELOPMENT SA (CR)			Main Market
	EUROBANK SECURITIES INVESTMENT FIRM S.A	08/12/2014	
	PIRAEUS SECURITIES S.A.	29/06/2017	
LAMPSA HOTEL SA (CR)			Main Market
	LEON DEPOLAS SECURITIES S.A.	16/01/2017	
MARFIN INVESTMENT GROUP (CR)			Main Market
	HELLENICAMERICAN SEC. S.A.	25/07/2014	
	LEON DEPOLAS SECURITIES S.A.	20/02/2017	
	PIRAEUS SECURITIES S.A.	02/02/2013	
MLS MULTIMEDIA SA (CR)			Main Market
	HELLENICAMERICAN SEC. S.A.	07/12/2015	
MOTOR OIL (CR)			Main Market
	EUROBANK SECURITIES INVESTMENT FIRM S.A	23/10/2012	
	HELLENICAMERICAN SEC. S.A.	01/09/2014	
	NATIONAL SECURITIES S.A	17/02/2014	
	PIRAEUS SECURITIES S.A.	04/05/2015	
MYTILINEOS HOLDINGS (CR)			Main Market
	NATIONAL SECURITIES S.A	25/06/2013	
	PIRAEUS SECURITIES S.A.	04/05/2015	
NATIONAL BANK (CR)			Main Market
	ALPHA FINANCE INVESTMENT SERVICES S.A.	08/01/2013	
	EUROBANK SECURITIES INVESTMENT FIRM S.A	24/10/2012	
	HELLENICAMERICAN SEC. S.A.	25/07/2014	
	LEON DEPOLAS SECURITIES S.A.	20/04/2015	
	MERIT SECURITIES S.A	03/09/2013	
	MIDAS BROKERAGE S.A.	07/01/2016	
	NATIONAL SECURITIES S.A	28/02/2013	
	PIRAEUS SECURITIES S.A.	08/09/2013	
OPAP (CR)			Main Market
	ALPHA FINANCE INVESTMENT SERVICES S.A.	08/01/2013	
	EUROBANK SECURITIES INVESTMENT FIRM S.A	24/10/2012	
	HELLENICAMERICAN SEC. S.A.	25/07/2014	
	MERIT SECURITIES S.A	20/03/2017	
	MIDAS BROKERAGE S.A.	04/04/2016	
	NATIONAL SECURITIES S.A	15/01/2013	
	PIRAEUS SECURITIES S.A.	04/05/2015	
OTE (CR)			Main Market
	ALPHA FINANCE INVESTMENT SERVICES S.A.	08/01/2013	
	EUROBANK SECURITIES INVESTMENT FIRM S.A	24/10/2012	
	HELLENICAMERICAN SEC. S.A.	25/07/2014	
	MERIT SECURITIES S.A	20/03/2017	
	MIDAS BROKERAGE S.A.	01/10/2015	
	NATIONAL SECURITIES S.A	01/12/2012	
	PIRAEUS SECURITIES S.A.	08/09/2013	
PAPOUTSANIS (CR)			Main Market
	BETA SECURITIES S.A.	25/11/2013	
PETROPOULOS PETROS (CR)			Main Market
	BETA SECURITIES S.A.	28/05/2013	
PIRAEUS BANK (CR)			Main Market
	EUROBANK SECURITIES INVESTMENT FIRM S.A	23/10/2012	
	EUROXX SECURITIES S.A.	15/02/2016	
	MERIT SECURITIES S.A	16/09/2013	
	MIDAS BROKERAGE S.A.	11/01/2016	
	NATIONAL SECURITIES S.A	02/06/2013	
	PIRAEUS SECURITIES S.A.	16/02/2013	

List of Stocks under Market Making operations

Securities	Market Maker	Start Market Making	Stock Category
PLAISIO COMPUTERS SA (CR)			
	BETA SECURITIES S.A.	05/05/2014	Main Market
	EUROBANK SECURITIES INVESTMENT FIRM S.A	02/03/2015	
PPC (CR)			
	ALPHA FINANCE INVESTMENT SERVICES S.A.	08/01/2013	
	EUROBANK SECURITIES INVESTMENT FIRM S.A	23/10/2012	
	MIDAS BROKERAGE S.A.	04/04/2016	
	NATIONAL SECURITIES S.A	26/03/2013	
	PIRAEUS SECURITIES S.A.	28/09/2013	
QUALITY & RELIABILITY SA (CR)			
	BETA SECURITIES S.A.	20/08/2014	Main Market
S.KANAKIS SA (CR)			
	BETA SECURITIES S.A.	01/10/2013	Main Market
TITAN CEMENT (CR)			
	EUROBANK SECURITIES INVESTMENT FIRM S.A	23/10/2012	
	NATIONAL SECURITIES S.A	17/02/2014	
	PIRAEUS SECURITIES S.A.	04/05/2015	
VIOHALCO SA/NV (CB)			
	ALPHA FINANCE INVESTMENT SERVICES S.A.	17/02/2014	
	EUROBANK SECURITIES INVESTMENT FIRM S.A	01/01/2017	
	MERIT SECURITIES S.A	17/03/2014	

Underlying Asset				Derivatives Market														
Price max	Price min	Closing price	change	Delivery Month	Open price	Price max	Price min	Last price	Closing price	Last Bid	Last Ask	Settlement price	Life high	Life low	Trades	Volume	Open Interest	
FTSE/Athex Large Cap				(Trade Unit: 1 Index Point x 2E, Cash Settlement)														
2,166.39	2,150.08	2,165.31	0.53%	August 2017	2,150.25	2,165.00	2,150.00	2,159.75	2,159.75	---	---	2,164.50	2,238.00	---	179	731	6,151	
				September 2017	2,160.00	2,164.00	2,160.00	2,164.00	2,164.00	---	---	2,164.00	---	2,234.00	---	23	161	716
				October 2017	---	---	---	---	2,163.25	---	---	---	---	---	---	---	---	
				December 2017	---	---	---	---	2,170.00	---	---	---	---	---	---	---	---	
				March 2018	---	---	---	---	2,180.75	---	---	---	---	---	---	---	---	
				June 2018	---	---	---	---	2,191.75	---	---	---	---	---	---	---	---	

Underlying Asset				Derivatives Market													
Price max	Price min	Closing price	change	Delivery Month	Open price	Price max	Price min	Last price	Closing price	Last Bid	Last Ask	Settlement price	Life high	Life low	Trades	Volume	Open Interest
(Contract Size: 100 Securities, Physical Delivery)																	
2.12	2.10	2.11	0.48%	September 2017	2.12	2.12	2.11	2.11	2.11	---	---	2.10	2.35	2.03	4	26	4,880
				December 2017	---	---	---	---	2.12	---	---	---	---	---	---	---	---
				March 2018	---	---	---	---	2.13	---	---	---	---	---	---	---	---
				June 2018	---	---	---	---	2.14	---	---	---	---	---	---	---	---
(Contract Size: 100 Securities, Physical Delivery)																	
2.13	2.10	2.12	0.47%	September 2017	2.11	2.13	2.11	2.12	2.12	---	---	2.14	2.31	---	54	1,545	47,775
				December 2017	---	---	---	---	2.13	---	---	2.16	2.13	---	---	---	3
				March 2018	---	---	---	---	2.14	---	---	---	---	---	---	---	---
				June 2018	---	---	---	---	2.15	---	---	---	---	---	---	---	---
(Contract Size: 100 Securities, Physical Delivery)																	
25.75	25.38	25.75	1.46%	September 2017	25.70	25.70	25.70	25.70	25.70	---	---	25.57	26.83	---	1	1	68
				December 2017	---	---	---	---	25.57	---	---	---	---	---	---	---	---
				March 2018	---	---	---	---	25.70	---	---	---	---	---	---	---	---
				June 2018	---	---	---	---	25.83	---	---	---	---	---	---	---	---
(Contract Size: 100 Securities, Physical Delivery)																	
1.20	1.15	1.18	0.00%	September 2017	1.15	1.18	1.15	1.18	1.18	---	---	1.19	1.20	---	2	14	7,042
				December 2017	---	---	---	---	1.19	---	---	---	---	---	---	---	---
				March 2018	---	---	---	---	1.19	---	---	---	---	---	---	---	---
				June 2018	---	---	---	---	1.20	---	---	---	---	---	---	---	---
(Contract Size: 100 Securities, Physical Delivery)																	
1.71	1.65	1.69	0.60%	September 2017	1.68	1.71	1.66	1.71	1.71	---	---	1.70	1.85	---	22	103	9,689
				December 2017	---	---	---	---	1.69	---	---	1.74	1.78	---	---	---	80
				March 2018	---	---	---	---	1.70	---	---	---	---	---	---	---	---
				June 2018	---	---	---	---	1.71	---	---	---	---	---	---	---	---
(Contract Size: 100 Securities, Physical Delivery)																	
0.974	0.952	0.973	1.46%	September 2017	0.958	0.972	0.953	0.972	0.972	---	---	0.971	1.05	---	65	1,286	36,187
				December 2017	---	---	---	---	0.966	---	---	0.985	0.946	---	---	---	3
				March 2018	---	---	---	---	0.971	---	---	---	---	---	---	---	---
				June 2018	---	---	---	---	0.976	---	---	---	---	---	---	---	---
(Contract Size: 100 Securities, Physical Delivery)																	
6.38	6.23	6.33	0.32%	September 2017	6.26	6.35	6.26	6.33	6.33	---	---	6.32	6.58	---	36	235	1,810
				December 2017	---	---	---	---	6.36	---	---	6.35	6.58	---	---	---	---
				March 2018	---	---	---	---	6.39	---	---	---	---	---	---	---	---
				June 2018	---	---	---	---	6.42	---	---	---	---	---	---	---	---
(Contract Size: 100 Securities, Physical Delivery)																	
20.69	20.40	20.69	1.42%	September 2017	20.40	20.60	20.36	20.36	20.36	---	---	20.55	22.02	---	40	54	1,939
				December 2017	---	---	---	---	20.55	---	---	---	---	---	---	---	---
				March 2018	---	---	---	---	20.66	---	---	---	---	---	---	---	---
				June 2018	---	---	---	---	20.76	---	---	---	---	---	---	---	---

Underlying Asset				Derivatives Market													
Price max	Price min	Closing price	change	Delivery Month	Open price	Price max	Price min	Last price	Closing price	Last Bid	Last Ask	Settlement price	Life high	Life low	Trades	Volume	Open Interest
FOURLIS (CR)				(Contract Size: 102 Securities, Physical Delivery)													
6.00	5.77	6.00	2.56%	September 2017	5.80	5.95	5.80	5.95	5.95	---	---	5.94	5.95	---	3	10	209
				December 2017	---	---	---	---	5.89	---	---	---	---	---	---	---	---
				March 2018	---	---	---	---	5.92	---	---	---	---	---	---	---	---
				June 2018	---	---	---	---	5.95	---	---	---	---	---	---	---	---
GEK TERNA (CR)				(Contract Size: 100 Securities, Physical Delivery)													
4.09	3.97	4.08	2.51%	September 2017	4.01	4.08	4.00	4.08	4.08	---	---	4.08	4.12	---	76	271	7,803
				December 2017	4.03	4.03	4.03	4.03	4.03	---	---	4.08	4.04	---	1	12	---
				March 2018	---	---	---	---	4.03	---	---	---	---	---	---	---	---
				June 2018	---	---	---	---	4.05	---	---	---	---	---	---	---	---
GRIVALIA PROPERTIES (CR)				(Contract Size: 100 Securities, Physical Delivery)													
9.15	8.98	9.03	0.44%	September 2017	---	---	---	---	9.01	---	---	9.07	9.72	---	---	---	268
				December 2017	---	---	---	---	9.06	---	---	---	---	---	---	---	---
				March 2018	---	---	---	---	9.10	---	---	---	---	---	---	---	---
				June 2018	---	---	---	---	9.15	---	---	---	---	---	---	---	---
HELLENIC EXCHANGES-A.S.E. (CR)				(Contract Size: 104 Securities, Physical Delivery)													
5.36	5.27	5.33	2.30%	September 2017	5.27	5.35	5.27	5.35	5.35	---	---	5.39	5.97	5.20	25	78	3,337
				December 2017	---	---	---	---	5.25	---	---	---	---	---	---	---	---
				March 2018	---	---	---	---	5.28	---	---	---	---	---	---	---	---
				June 2018	---	---	---	---	5.30	---	---	---	---	---	---	---	---
HELLENIC PETROLEUM (CR)				(Contract Size: 100 Securities, Physical Delivery)													
7.69	7.59	7.59	-3.31%	September 2017	7.80	7.80	7.60	7.60	7.60	---	---	7.62	8.35	---	219	601	4,240
				December 2017	---	---	---	---	7.91	---	---	7.62	7.80	---	---	---	1
				March 2018	---	---	---	---	7.95	---	---	---	---	---	---	---	---
				June 2018	---	---	---	---	7.99	---	---	---	---	---	---	---	---
INTRALOT (CR)				(Contract Size: 100 Securities, Physical Delivery)													
1.28	1.25	1.25	0.00%	September 2017	1.26	1.26	1.25	1.26	1.26	---	---	1.25	1.38	---	57	274	5,814
				December 2017	1.28	1.29	1.28	1.29	1.29	---	---	1.28	1.29	---	9	165	330
				March 2018	---	---	---	---	1.27	---	---	---	---	---	---	---	---
				June 2018	---	---	---	---	1.27	---	---	---	---	---	---	---	---
JUMBO SA (CR)				(Contract Size: 100 Securities, Physical Delivery)													
14.55	14.38	14.44	-0.14%	September 2017	14.38	14.48	14.38	14.48	14.48	---	---	14.53	16.64	---	2	3	1,103
				December 2017	---	---	---	---	14.57	---	---	14.46	16.00	---	---	---	---
				March 2018	---	---	---	---	14.64	---	---	---	---	---	---	---	---
				June 2018	---	---	---	---	14.71	---	---	---	---	---	---	---	---
LAMDA DEVELOPMENT SA (CR)				(Contract Size: 100 Securities, Physical Delivery)													
6.83	6.65	6.72	0.75%	September 2017	6.67	6.81	6.67	6.78	6.78	---	---	6.72	7.16	6.49	12	27	1,978
				December 2017	---	---	---	---	6.72	---	---	6.74	7.01	---	---	---	6
				March 2018	---	---	---	---	6.75	---	---	---	---	---	---	---	---
				June 2018	---	---	---	---	6.79	---	---	---	---	---	---	---	---

Underlying Asset				Derivatives Market														
Price max	Price min	Closing price	change	Delivery Month	Open price	Price max	Price min	Last price	Closing price	Last Bid	Last Ask	Settlement price	Life high	Life low	Trades	Volume	Open Interest	
MARFIN INVESTMENT GROUP (CR) (Contract Size: 100 Securities, Physical Delivery)																		
0.138	0.134	0.134	-2.19%	September 2017	0.140	0.140	0.134	0.134	0.134	---	---	0.136	0.208	---	52	1,176	96,674	
				December 2017	0.140	0.140	0.140	0.140	0.140	---	---	0.134	---	0.151	---	1	250	---
				March 2018	---	---	---	---	0.139	---	---	---	---	---	---	---	---	
				June 2018	---	---	---	---	0.139	---	---	---	---	---	---	---	---	
MOTOR OIL (CR) (Contract Size: 100 Securities, Physical Delivery)																		
19.50	19.31	19.42	-0.10%	September 2017	19.35	19.49	19.34	19.46	19.46	---	---	19.58	19.81	---	9	12	354	
				December 2017	---	---	---	---	19.58	---	---	---	---	---	---	---	---	
				March 2018	---	---	---	---	19.68	---	---	---	---	---	---	---	---	
				June 2018	---	---	---	---	19.78	---	---	---	---	---	---	---	---	
MYTILINEOS HOLDINGS (CR) (Contract Size: 100 Securities, Physical Delivery)																		
8.39	8.26	8.26	-1.20%	September 2017	8.32	8.40	8.27	8.27	8.27	---	---	8.26	8.78	---	28	71	8,733	
				December 2017	---	---	---	---	8.42	---	---	8.33	---	8.44	---	---	8	
				March 2018	---	---	---	---	8.46	---	---	---	---	---	---	---	---	
				June 2018	---	---	---	---	8.51	---	---	---	---	---	---	---	---	
NATIONAL BANK (CR) (Contract Size: 100 Securities, Physical Delivery)																		
0.371	0.364	0.370	0.82%	September 2017	0.367	0.370	0.364	0.370	0.370	---	---	0.369	0.377	---	145	7,025	100,961	
				December 2017	---	---	---	---	0.370	---	---	---	---	---	---	---	---	
				March 2018	---	---	---	---	0.372	---	---	---	---	---	---	---	---	
				June 2018	---	---	---	---	0.373	---	---	---	---	---	---	---	---	
OPAP (CR) (Contract Size: 100 Securities, Physical Delivery)																		
10.00	9.90	9.90	-0.80%	September 2017	9.98	9.99	9.95	9.99	9.99	---	---	9.98	10.25	---	17	25	2,557	
				December 2017	---	---	---	---	10.05	---	---	---	---	---	---	---	---	
				March 2018	---	---	---	---	10.10	---	---	---	---	---	---	---	---	
				June 2018	---	---	---	---	10.16	---	---	---	---	---	---	---	---	
OTE (CR) (Contract Size: 100 Securities, Physical Delivery)																		
11.04	10.97	10.98	-0.18%	September 2017	11.03	11.03	10.96	10.96	10.96	---	---	11.02	11.14	---	18	67	5,868	
				December 2017	---	---	---	---	11.08	---	---	10.88	---	9.85	---	---	---	
				March 2018	---	---	---	---	11.14	---	---	---	---	---	---	---	---	
				June 2018	---	---	---	---	11.19	---	---	---	---	---	---	---	---	
P.P.A. S.A. (CR) (Contract Size: 100 Securities, Physical Delivery)																		
15.77	15.60	15.74	-0.32%	September 2017	15.76	15.78	15.63	15.63	15.63	---	---	15.66	16.74	---	5	9	1,033	
				December 2017	---	---	---	---	15.91	---	---	---	---	---	---	---	---	
				March 2018	---	---	---	---	15.99	---	---	---	---	---	---	---	---	
				June 2018	---	---	---	---	16.07	---	---	---	---	---	---	---	---	
PPC (CR) (Contract Size: 100 Securities, Physical Delivery)																		
2.21	2.17	2.17	-0.91%	September 2017	2.19	2.22	2.18	2.18	2.18	---	---	2.19	4.72	---	23	77	3,050	
				December 2017	---	---	---	---	2.21	---	---	2.20	---	2.25	---	---	10	
				March 2018	---	---	---	---	2.22	---	---	---	---	---	---	---	---	
				June 2018	---	---	---	---	2.23	---	---	---	---	---	---	---	---	

Underlying Asset				Derivatives Market													
Price max	Price min	Closing price	change	Delivery Month	Open price	Price max	Price min	Last price	Closing price	Last Bid	Last Ask	Settlement price	Life high	Life low	Trades	Volume	Open Interest
TERNA ENERGY (CR)				(Contract Size: 100 Securities, Physical Delivery)													
3.99	3.93	3.97	0.51%	September 2017	3.95	3.95	3.95	3.95	3.95	---	---	3.98	4.20	---	1	1	4,124
				December 2017	---	---	---	---	3.98	---	---	4.00	---	3.51	---	---	---
				March 2018	---	---	---	---	4.00	---	---	---	---	---	---	---	---
				June 2018	---	---	---	---	4.02	---	---	---	---	---	---	---	---
TITAN CEMENT (CR)				(Contract Size: 104 Securities, Physical Delivery)													
24.86	24.55	24.78	0.73%	September 2017	24.55	24.87	24.55	24.66	24.66	---	---	24.69	26.10	---	10	15	184
				December 2017	---	---	---	---	24.78	---	---	24.50	---	24.60	---	---	---
				March 2018	---	---	---	---	24.91	---	---	---	---	---	---	---	---
				June 2018	---	---	---	---	25.03	---	---	---	---	---	---	---	---
VIOHALCO SA/NV (CB)				(Contract Size: 100 Securities, Physical Delivery)													
2.95	2.83	2.92	2.82%	September 2017	2.91	2.94	2.88	2.88	2.88	---	---	2.94	3.19	---	33	108	10,019
				December 2017	---	---	---	---	2.86	---	---	2.93	---	3.06	---	---	3
				March 2018	---	---	---	---	2.88	---	---	---	---	---	---	---	---
				June 2018	---	---	---	---	2.89	---	---	---	---	---	---	---	---

FTSE/Athex Large Cap

(Trade Unit: 1 Index Point x 2€ - Exercise Style: European, Cash Settlement)

Call Options														Put Options																							
August 2017							September 2017							Other Months		August 2017							September 2017							Other Months		Exerise Price					
Open price	Price max	Price min	Last price	Closing price	Volume	Open Interest	Open price	Price max	Price min	Last price	Closing price	Volume	Open Interest	Volume	Open Interest	Open price	Price max	Price min	Last price	Closing price	Volume	Open Interest	Open price	Price max	Price min	Last price	Closing price	Volume	Open Interest	Volume	Open Interest						
1,350	-	-	-	-	-	-	0.00	0.00	0.00	-	805.00	-	-	-	-	-	-	-	-	-	-	-	0.00	0.00	0.00	-	0.01	-	-	-	-	1,350					
1,375	-	-	-	-	-	-	0.00	0.00	0.00	-	780.00	-	-	-	-	-	-	-	-	-	-	-	0.00	0.00	0.00	-	0.01	-	-	-	-	1,375					
1,400	-	-	-	-	-	-	0.00	0.00	0.00	-	755.00	-	-	-	-	-	-	-	-	-	-	-	0.00	0.00	0.00	-	0.01	-	-	-	-	1,400					
1,425	-	-	-	-	-	-	0.00	0.00	0.00	-	730.00	-	-	-	-	-	-	-	-	-	-	-	0.00	0.00	0.00	-	0.01	-	-	-	-	1,425					
1,450	-	-	-	-	-	-	0.00	0.00	0.00	-	705.00	-	-	-	-	-	-	-	-	-	-	-	0.00	0.00	0.00	-	0.01	-	-	-	-	1,450					
1,475	-	-	-	-	-	-	0.00	0.00	0.00	-	680.00	-	-	-	-	-	-	-	-	-	-	-	0.00	0.00	0.00	-	0.01	-	-	-	-	1,475					
1,500	-	-	-	-	-	-	0.00	0.00	0.00	-	655.00	-	-	-	-	-	-	-	-	-	-	-	0.00	0.00	0.00	-	0.01	-	-	-	-	1,500					
1,525	-	-	-	-	-	-	0.00	0.00	0.00	-	630.00	-	-	-	-	-	-	-	-	-	-	-	0.00	0.00	0.00	-	0.01	-	-	-	-	1,525					
1,550	-	-	-	-	-	-	0.00	0.00	0.00	-	605.00	-	-	-	-	-	-	-	-	-	-	-	0.00	0.00	0.00	-	0.01	-	-	-	-	1,550					
1,575	-	-	-	-	-	-	0.00	0.00	0.00	-	580.00	-	-	-	-	-	-	-	-	-	-	-	0.00	0.00	0.00	-	0.01	-	-	-	-	1,575					
1,600	-	-	-	-	-	-	564.00	564.00	564.00	564.00	564.00	1	5	-	-	-	-	-	-	-	-	-	0.00	0.00	0.00	-	0.01	-	-	-	-	1,600					
1,625	-	-	-	-	-	-	0.00	0.00	0.00	-	530.00	-	-	-	-	-	-	-	-	-	-	-	0.00	0.00	0.00	-	0.01	-	-	-	-	1,625					
1,650	-	-	-	-	-	-	0.00	0.00	0.00	-	506.00	-	-	-	-	-	-	-	-	-	-	-	0.00	0.00	0.00	-	0.01	-	-	-	-	1,650					
1,675	-	-	-	-	-	-	0.00	0.00	0.00	-	481.00	-	20	-	-	-	-	-	-	-	-	-	0.00	0.00	0.00	-	0.01	-	-	-	-	1,675					
1,700	-	-	-	-	-	-	0.00	0.00	0.00	-	456.00	-	-	-	-	-	-	-	-	-	-	-	0.00	0.00	0.00	-	0.01	-	-	-	-	1,700					
1,725	-	-	-	-	-	-	0.00	0.00	0.00	-	431.00	-	-	-	-	-	-	-	-	-	-	-	0.00	0.00	0.00	-	0.01	-	-	-	-	1,725					
1,750	-	-	-	-	-	-	0.00	0.00	0.00	-	406.00	-	-	-	-	-	-	-	-	-	-	-	0.00	0.00	0.00	-	0.01	-	-	-	-	1,750					
1,775	-	-	-	-	-	-	0.00	0.00	0.00	-	381.00	-	-	-	-	-	-	-	-	-	-	-	0.00	0.00	0.00	-	0.03	-	-	-	-	1,775					
1,800	-	-	-	-	-	-	0.00	0.00	0.00	-	356.00	-	-	-	-	-	-	-	-	-	-	-	0.00	0.00	0.00	-	0.07	-	-	-	-	1,800					
1,825	-	-	-	-	-	-	0.00	0.00	0.00	-	331.00	-	-	-	-	-	-	-	-	-	-	-	0.00	0.00	0.00	-	0.14	-	-	-	-	1,825					
1,850	-	-	-	-	-	-	0.00	0.00	0.00	-	306.00	-	-	-	-	-	-	-	-	-	-	-	0.00	0.00	0.00	-	0.29	-	-	-	-	1,850					
1,875	-	-	-	-	-	-	0.00	0.00	0.00	-	282.00	-	-	-	-	-	-	-	-	-	-	-	0.00	0.00	0.00	-	0.55	-	-	-	-	1,875					
1,900	0.00	0.00	0.00	-	256.00	-	-	0.00	0.00	0.00	-	257.00	-	-	-	-	-	-	-	-	-	-	0.00	0.00	0.00	-	1.00	-	-	-	-	1,900					
1,925	0.00	0.00	0.00	-	231.00	-	-	0.00	0.00	0.00	-	233.00	-	-	-	-	-	-	-	-	-	-	0.00	0.00	0.00	-	1.70	-	-	-	-	1,925					
1,950	0.00	0.00	0.00	-	206.00	-	-	0.00	0.00	0.00	-	209.00	-	15	-	-	-	-	-	-	-	-	0.00	0.00	0.00	-	2.90	-	-	-	-	1,950					
1,975	0.00	0.00	0.00	-	181.00	-	-	0.00	0.00	0.00	-	186.00	-	-	-	-	-	-	-	-	-	-	0.00	0.00	0.00	-	4.60	-	-	-	-	1,975					
2,000	0.00	0.00	0.00	-	156.00	-	-	0.00	0.00	0.00	-	164.00	-	2	-	-	-	-	-	-	-	-	0.00	0.00	0.00	-	7.20	-	-	-	-	2,000					
2,050	0.00	0.00	0.00	-	108.00	-	-	0.00	0.00	0.00	-	122.00	-	-	-	-	-	-	-	-	-	-	0.00	0.00	0.00	-	15.50	-	-	-	-	2,050					
2,100	0.00	0.00	0.00	-	65.50	-	2	0.00	0.00	0.00	-	86.00	-	-	-	-	-	-	-	-	-	-	9.00	0.00	9.00	9.00	9.00	3	190	26.00	26.00	26.00	26.00	10	150	2,100	
2,150	0.00	0.00	0.00	-	32.50	-	52	0.00	0.00	0.00	-	57.00	-	205	-	-	-	-	-	-	-	-	25.00	0.00	25.00	25.00	25.00	5	220	0.00	0.00	0.00	-	50.50	-	40	2,150
2,200	15.00	16.00	13.00	13.25	13.25	26	293	36.75	37.25	36.75	37.25	37.25	24	98	-	-	-	-	-	-	-	-	0.00	16.00	0.00	-	56.50	-	46	0.00	0.00	0.00	-	78.50	-	-	2,200
2,250	0.00	0.00	0.00	-	3.80	-	509	0.00	0.00	0.00	-	20.50	-	170	-	-	-	-	-	-	-	-	0.00	0.00	0.00	-	97.50	-	-	-	-	-	-	-	2,250		
2,300	0.00	0.00	0.00	-	0.85	-	64	0.00	0.00	0.00	-	11.00	-	200	-	-	-	-	-	-	-	-	0.00	0.00	0.00	-	144.00	-	-	-	-	-	20	-	2,300		
2,350	0.00	0.00	0.00	-	0.14	-	20	0.00	0.00	0.00	-	5.50	-	-	-	-	-	-	-	-	-	-	0.00	0.00	0.00	-	194.00	-	-	-	-	-	-	-	2,350		
2,400	0.00	0.00	0.00	-	0.02	-	-	0.00	0.00	0.00	-	2.50	-	-	-	-	-	-	-	-	-	-	0.00	0.00	0.00	-	244.00	-	-	-	-	-	-	-	2,400		
2,450	0.00	0.00	0.00	-	0.01	-	-	0.00	0.00	0.00	-	1.10	-	-	-	-	-	-	-	-	-	-	0.00	0.00	0.00	-	294.00	-	-	-	-	-	-	-	2,450		

FTSE/Athex Large Cap

(Trade Unit: 1 Index Point x 2€ - Exercise Style: European, Cash Settlement)

Exercise Price	Call Options														Put Options										Exercise Price									
	August 2017							September 2017							Other Months		August 2017					September 2017					Other Months							
	Open price	Price max	Price min	Last price	Closing price	Volume	Open Interest	Open price	Price max	Price min	Last price	Closing price	Volume	Open Interest	Volume	Open Interest	Open price	Price max	Price min	Last price	Closing price	Volume	Open Interest	Open price		Price max	Price min	Last price	Closing price	Volume	Open Interest	Volume	Open Interest	
2,500	0.00	0.00	0.00	-	0.01	-	-	0.00	0.00	0.00	-	0.44	-	-			0.00	0.00	0.00	-	343.00	-	-	0.00	0.00	0.00	-	343.00	-	-			2,500	
Totals:						26	940						25	715	0	0						8	495						10	210	0	0		
Number of Trades:							10						5		0								4								2		0	

ALPHA BANK (CR)

(Contract Size: 100 Securities, Exercise Style: American, Physical Delivery)

Call Options																Put Options																		
Exercise Price	August 2017							September 2017							Other Months		August 2017							September 2017							Other Months		Exercise Price	
	Open price	Price max	Price min	Last price	Closing price	Volume	Open Interest	Open price	Price max	Price min	Last price	Closing price	Volume	Open Interest	Volume	Open Interest	Open price	Price max	Price min	Last price	Closing price	Volume	Open Interest	Open price	Price max	Price min	Last price	Closing price	Volume	Open Interest	Volume	Open Interest		
1.000						-	-	0.000	0.000	0.000		1.11	-	-																				0.010
1.100						-	-	0.000	0.000	0.000		1.01	-	-																				0.011
1.200						-	-	0.000	0.000	0.000		0.913	-	-																				0.012
1.300						-	-	0.000	0.000	0.000		0.813	-	-																				0.013
1.400						-	-	0.000	0.000	0.000		0.713	-	-																				0.014
1.500	0.000	0.000	0.000		0.611	-	-	0.000	0.000	0.000		0.614	-	-			0.000	0.000	0.000		0.001	-	-	0.000	0.000	0.000		0.001	-	-			0.015	
1.600	0.000	0.000	0.000		0.511	-	-	0.000	0.000	0.000		0.515	-	-			0.000	0.000	0.000		0.001	-	-	0.000	0.000	0.000		0.001	-	-			0.016	
1.700	0.000	0.000	0.000		0.412	-	-	0.000	0.000	0.000		0.418	-	-			0.000	0.000	0.000		0.001	-	-	0.000	0.000	0.000		0.004	-	-			0.017	
1.800	0.000	0.000	0.000		0.315	-	-	0.000	0.000	0.000		0.326	-	-			0.000	0.000	0.000		0.004	-	-	0.000	0.000	0.000		0.012	-	-			0.018	
1.900	0.000	0.000	0.000		0.225	-	-	0.000	0.000	0.000		0.243	-	-			0.000	0.000	0.000		0.013	-	-	0.000	0.000	0.000		0.028	-	-			0.019	
2.000	0.000	0.000	0.000		0.147	-	10	0.000	0.000	0.000		0.172	-	-			0.000	0.000	0.000		0.035	-	-	0.000	0.000	0.000		0.057	-	-			0.020	
2.200	0.000	0.000	0.000		0.047	-	-	0.000	0.000	0.000		0.072	-	-			0.000	0.000	0.000		0.135	-	-	0.000	0.000	0.000		0.157	-	-			0.022	
2.400	0.000	0.000	0.000		0.009	-	10	0.000	0.000	0.000		0.024	-	100			0.000	0.000	0.000		0.298	-	-	0.000	0.000	0.000		0.310	-	-			0.024	
2.600	0.000	0.000	0.000		0.001	-	-	0.000	0.000	0.000		0.006	-	-			0.000	0.000	0.000		0.490	-	-	0.000	0.000	0.000		0.493	-	-			0.026	
2.800	0.000	0.000	0.000		0.002	-	-	0.000	0.000	0.000		0.001	-	-			0.000	0.000	0.000		0.690	-	-	0.000	0.000	0.000		0.690	-	-			0.028	
3.000	0.000	0.000	0.000		0.001	-	-	0.000	0.000	0.000		0.001	-	-			0.000	0.000	0.000		0.890	-	-	0.000	0.000	0.000		0.890	-	-			0.030	
3.200	0.000	0.000	0.000		0.001	-	-	0.000	0.000	0.000		0.001	-	-			0.000	0.000	0.000		1.09	-	-	0.000	0.000	0.000		1.09	-	-			0.032	
Totals:						0	20						0	100	0	0						0	0					0	0	0	0			
Number of Trades:						0							0		0							0.00						0		0				

NATIONAL BANK (CR)

(Contract Size: 100 Securities, Exercise Style: American, Physical Delivery)

Exercise Price	Call Options														Put Options																		
	August 2017							September 2017							Other Months		August 2017							September 2017							Other Months		Exercise Price
	Open price	Price max	Price min	Last price	Closing price	Volume	Open Interest	Open price	Price max	Price min	Last price	Closing price	Volume	Open Interest	Volume	Open Interest	Open price	Price max	Price min	Last price	Closing price	Volume	Open Interest	Open price	Price max	Price min	Last price	Closing price	Volume	Open Interest	Volume	Open Interest	
0.050	0.000	0.000	0.000	0.317	-	-	0.000	0.000	0.000	0.317	-	-				0.000	0.000	0.000	0.001	-	-	0.000	0.000	0.000	0.001	-	-				0.001		
0.100	0.000	0.000	0.000	0.267	-	-	0.000	0.000	0.000	0.267	-	-				0.000	0.000	0.000	0.001	-	-	0.000	0.000	0.000	0.001	-	-				0.001		
0.150	0.000	0.000	0.000	0.217	-	-	0.000	0.000	0.000	0.217	-	-				0.000	0.000	0.000	0.001	-	-	0.000	0.000	0.000	0.001	-	-				0.002		
0.200	0.000	0.000	0.000	0.169	-	-	0.000	0.000	0.000	0.169	-	-				0.000	0.000	0.000	0.001	-	-	0.000	0.000	0.000	0.001	-	-				0.002		
0.250	0.000	0.000	0.000	0.124	-	-	0.000	0.000	0.000	0.124	-	-				0.000	0.000	0.000	0.007	-	-	0.000	0.000	0.000	0.007	-	-				0.003		
0.300	0.000	0.000	0.000	0.086	-	-	0.000	0.000	0.000	0.087	-	-				0.000	0.000	0.000	0.019	-	-	0.000	0.000	0.000	0.019	-	-				0.003		
0.350	0.000	0.000	0.000	0.058	-	-	0.000	0.000	0.000	0.058	-	-				0.000	0.000	0.000	0.041	-	-	0.000	0.000	0.000	0.041	-	-				0.004		
0.400	0.000	0.000	0.000	0.037	-	-	0.000	0.000	0.000	0.038	-	-				0.000	0.000	0.000	0.070	-	-	0.000	0.000	0.000	0.070	-	-				0.004		
0.450	0.000	0.000	0.000	0.023	-	-	0.000	0.000	0.000	0.024	-	-				0.000	0.000	0.000	0.106	-	-	0.000	0.000	0.000	0.106	-	-				0.005		
0.500	0.000	0.000	0.000	0.014	-	-	0.000	0.000	0.000	0.015	-	-				0.000	0.000	0.000	0.147	-	-	0.000	0.000	0.000	0.147	-	-				0.005		
0.550	0.000	0.000	0.000	0.009	-	-	0.000	0.000	0.000	0.009	-	-				0.000	0.000	0.000	0.191	-	-	0.000	0.000	0.000	0.191	-	-				0.006		
0.600	0.000	0.000	0.000	0.005	-	-	0.000	0.000	0.000	0.005	-	-				0.000	0.000	0.000	0.238	-	-	0.000	0.000	0.000	0.237	-	-				0.006		
Totals:						0	0				0	0		0	0				0	0			0	250		0	0		0	0			
Number of Trades:						0					0			0			0.00						0						0				

OPAP (CR)

(Contract Size: 100 Securities, Exercise Style: American, Physical Delivery)

Call Options																Put Options																			
August 2017								September 2017								Other Months				August 2017								September 2017				Other Months			
Exercise Price	Open price	Price max	Price min	Last price	Closing price	Volume	Open Interest	Open price	Price max	Price min	Last price	Closing price	Volume	Open Interest	Volume	Open Interest	Open price	Price max	Price min	Last price	Closing price	Volume	Open Interest	Open price	Price max	Price min	Last price	Closing price	Volume	Open Interest	Volume	Open Interest	Exercise Price		
5.200						-	-	0.000	0.000	0.000		4.79	-	-									-	-	0.000	0.000	0.000		0.046	-	-			0.052	
5.600						-	-	0.000	0.000	0.000		4.39	-	-									-	-	0.000	0.000	0.000		0.001	-	-			0.056	
6.000						-	-	0.000	0.000	0.000		3.99	-	-									-	-	0.000	0.000	0.000		0.001	-	-			0.060	
6.400						-	-	0.000	0.000	0.000		3.60	-	-									-	-	0.000	0.000	0.000		0.001	-	-			0.064	
6.800						-	-	0.000	0.000	0.000		3.20	-	-									-	-	0.000	0.000	0.000		0.001	-	-			0.068	
7.200	0.000	0.000	0.000		2.79	-	-	0.000	0.000	0.000		2.80	-	-			0.000	0.000	0.000		0.001	-	-	0.000	0.000	0.000		0.001	-	-			0.072		
7.600	0.000	0.000	0.000		2.39	-	-	0.000	0.000	0.000		2.40	-	-			0.000	0.000	0.000		0.001	-	-	0.000	0.000	0.000		0.001	-	-			0.076		
8.000	0.000	0.000	0.000		1.99	-	-	0.000	0.000	0.000		2.00	-	-			0.000	0.000	0.000		0.001	-	-	0.000	0.000	0.000		0.001	-	-			0.080		
8.400	0.000	0.000	0.000		1.59	-	-	0.000	0.000	0.000		1.61	-	-			0.000	0.000	0.000		0.001	-	-	0.000	0.000	0.000		0.005	-	-			0.084		
8.800	0.000	0.000	0.000		1.19	-	-	0.000	0.000	0.000		1.22	-	-			0.000	0.000	0.000		0.001	-	-	0.000	0.000	0.000		0.021	-	-			0.088		
9.200	0.000	0.000	0.000		0.801	-	-	0.000	0.000	0.000		0.870	-	-			0.000	0.000	0.000		0.013	-	50	0.000	0.000	0.000		0.068	-	-			0.092		
9.600	0.000	0.000	0.000		0.456	-	-	0.000	0.000	0.000		0.568	-	-			0.000	0.000	0.000		0.068	-	-	0.000	0.000	0.000		0.166	-	-			0.096		
10.000	0.000	0.000	0.000		0.204	-	-	0.000	0.000	0.000		0.335	-	-			0.000	0.000	0.000		0.216	-	-	0.000	0.000	0.000		0.333	-	-			0.100		
11.000	0.000	0.000	0.000		0.007	-	30	0.000	0.000	0.000		0.056	-	-			0.000	0.000	0.000		1.02	-	-	0.000	0.000	0.000		1.06	-	-			0.110		
12.000	0.000	0.000	0.000		0.001	-	-	0.000	0.000	0.000		0.005	-	-			0.000	0.000	0.000		2.02	-	-	0.000	0.000	0.000		2.02	-	-			0.120		
13.000	0.000	0.000	0.000		0.001	-	-	0.000	0.000	0.000		0.001	-	-			0.000	0.000	0.000		3.02	-	-	0.000	0.000	0.000		3.02	-	-			0.130		
14.000	0.000	0.000	0.000		0.001	-	-	0.000	0.000	0.000		0.001	-	-			0.000	0.000	0.000		4.02	-	-	0.000	0.000	0.000		4.02	-	-			0.140		
15.000	0.000	0.000	0.000		0.001	-	-	0.000	0.000	0.000		0.001	-	-			0.000	0.000	0.000		5.02	-	-	0.000	0.000	0.000		5.02	-	-			0.150		
Totals:						0	30						0	0	0							0	50									0	5	0	0
Number of Trades:						0							0	0	0							0.00									0	0			

OTE (CR)

(Contract Size: 100 Securities, Exercise Style: American, Physical Delivery)

Call Options														Put Options																			
August 2017							September 2017							Other Months		August 2017							September 2017							Other Months		Exercise Price	
Open price	Price max	Price min	Last price	Closing price	Volume	Open Interest	Open price	Price max	Price min	Last price	Closing price	Volume	Open Interest	Volume	Open Interest	Open price	Price max	Price min	Last price	Closing price	Volume	Open Interest	Open price	Price max	Price min	Last price	Closing price	Volume	Open Interest	Volume	Open Interest		
5.600					-	-	0.000	0.000	0.000		5.41	-	-										0.000	0.000	0.000		0.001	-	-			0.056	
6.000					-	-	0.000	0.000	0.000		5.01	-	-										0.000	0.000	0.000		0.001	-	-			0.060	
6.400					-	-	0.000	0.000	0.000		4.62	-	-										0.000	0.000	0.000		0.001	-	-			0.064	
6.800					-	-	0.000	0.000	0.000		4.22	-	-										0.000	0.000	0.000		0.001	-	-			0.068	
7.200					-	-	0.000	0.000	0.000		3.82	-	-										0.000	0.000	0.000		0.001	-	-			0.072	
7.600	0.000	0.000	0.000		3.41	-	-	0.000	0.000	0.000		3.42	-	-			0.000	0.000	0.000		0.001	-	-	0.000	0.000	0.000		0.001	-	-			0.076
8.000	0.000	0.000	0.000		3.01	-	-	0.000	0.000	0.000		3.02	-	-			0.000	0.000	0.000		0.001	-	-	0.000	0.000	0.000		0.001	-	-			0.080
8.400	0.000	0.000	0.000		2.61	-	-	0.000	0.000	0.000		2.62	-	-			0.000	0.000	0.000		0.001	-	-	0.000	0.000	0.000		0.001	-	-			0.084
8.800	0.000	0.000	0.000		2.21	-	-	0.000	0.000	0.000		2.22	-	-			0.000	0.000	0.000		0.001	-	-	0.000	0.000	0.000		0.001	-	-			0.088
9.200	0.000	0.000	0.000		1.81	-	-	0.000	0.000	0.000		1.83	-	-			0.000	0.000	0.000		0.001	-	-	0.000	0.000	0.000		0.004	-	-			0.092
9.600	0.000	0.000	0.000		1.41	-	-	0.000	0.000	0.000		1.44	-	-			0.000	0.000	0.000		0.002	-	-	0.000	0.000	0.000		0.016	-	-			0.096
10.000	0.000	0.000	0.000		1.02	-	-	1.05	1.05	1.05	1.05	1.05	2	49			0.000	0.000	0.000		0.012	-	-	0.000	0.000	0.000		0.049	-	-			0.100
11.000	0.000	0.000	0.000		0.256	-	2	0.310	0.310	0.310	0.310	0.310	2	2			0.180	0.180	0.180	0.180	0.180	2	27	0.000	0.000	0.000		0.348	-	-			0.110
12.000	0.000	0.000	0.000		0.020	-	-	0.000	0.000	0.000		0.075	-	-			0.000	0.000	0.000		1.01	-	-	0.000	0.000	0.000		1.05	-	-			0.120
13.000	0.000	0.000	0.000		0.001	-	-	0.000	0.000	0.000		0.008	-	-			0.000	0.000	0.000		2.00	-	-	0.000	0.000	0.000		2.00	-	-			0.130
14.000	0.000	0.000	0.000		0.001	-	-	0.000	0.000	0.000		0.001	-	-			0.000	0.000	0.000		3.00	-	-	0.000	0.000	0.000		3.00	-	-			0.140
15.000	0.000	0.000	0.000		0.001	-	-	0.000	0.000	0.000		0.001	-	-			0.000	0.000	0.000		4.00	-	-	0.000	0.000	0.000		4.00	-	-			0.150
16.000	0.000	0.000	0.000		0.001	-	-	0.000	0.000	0.000		0.001	-	-			0.000	0.000	0.000		5.00	-	-	0.000	0.000	0.000		5.00	-	-			0.160
Totals:					0	2						4	51	0	0						0	27					0	13	0	0			
Number of Trades:					0							2		0							1.00						0		0				

PIRAEUS BANK (CR)

(Contract Size: 100 Securities, Exercise Style: American, Physical Delivery)

Exercise Price	Call Options														Put Options																	
	August 2017						September 2017						Other Months		August 2017						September 2017						Other Months		Exercise Price			
	Open price	Price max	Price min	Last price	Closing price	Volume	Open Interest	Open price	Price max	Price min	Last price	Closing price	Volume	Open Interest	Volume	Open Interest	Open price	Price max	Price min	Last price	Closing price	Volume	Open Interest	Open price	Price max	Price min	Last price	Closing price		Volume	Open Interest	Volume
0.050	0.000	0.000	0.000		4.60	-	-	0.000	0.000	0.000		4.60	-	-			0.000	0.000	0.000		0.001	-	-	0.000	0.000	0.000		0.001		-	-	0.001
0.100	0.000	0.000	0.000		4.55	-	-	0.000	0.000	0.000		4.55	-	-			0.000	0.000	0.000		0.001	-	-	0.000	0.000	0.000		0.001	-	-	0.001	0.001
0.150	0.000	0.000	0.000		4.50	-	-	0.000	0.000	0.000		4.50	-	-			0.000	0.000	0.000		0.004	-	-	0.000	0.000	0.000		0.007	-	-	0.002	0.002
0.200	0.000	0.000	0.000		4.45	-	-	0.000	0.000	0.000		4.45	-	-			0.000	0.000	0.000		0.019	-	-	0.000	0.000	0.000		0.023	-	-	0.002	0.002
0.250	0.000	0.000	0.000		4.40	-	-	0.000	0.000	0.000		4.40	-	-			0.000	0.000	0.000		0.046	-	-	0.000	0.000	0.000		0.051	-	-	0.003	0.003
0.300	0.000	0.000	0.000		4.35	-	-	0.000	0.000	0.000		4.35	-	-			0.000	0.000	0.000		0.083	-	-	0.000	0.000	0.000		0.087	-	-	0.003	0.003
0.350	0.000	0.000	0.000		4.30	-	-	0.000	0.000	0.000		4.30	-	-			0.000	0.000	0.000		0.126	-	-	0.000	0.000	0.000		0.129	-	-	0.004	0.004
0.400	0.000	0.000	0.000		4.25	-	-	0.000	0.000	0.000		4.25	-	-			0.000	0.000	0.000		0.172	-	-	0.000	0.000	0.000		0.174	-	-	0.004	0.004
0.450	0.000	0.000	0.000		4.20	-	-	0.000	0.000	0.000		4.20	-	-			0.000	0.000	0.000		0.220	-	-	0.000	0.000	0.000		0.221	-	-	0.005	0.005
0.500	0.000	0.000	0.000		4.15	-	-	0.000	0.000	0.000		4.15	-	-			0.000	0.000	0.000		0.269	-	-	0.000	0.000	0.000		0.269	-	-	0.005	0.005
3.400	0.000	0.000	0.000		1.25	-	-	0.000	0.000	0.000		1.26	-	-			0.000	0.000	0.000		0.134	-	-	0.000	0.000	0.000		0.003	-	-	0.034	0.034
3.600	0.000	0.000	0.000		1.05	-	-	0.000	0.000	0.000		1.07	-	-			0.000	0.000	0.000		0.187	-	-	0.000	0.000	0.000		0.008	-	-	0.036	0.036
3.800	0.000	0.000	0.000		0.854	-	-	0.000	0.000	0.000		0.880	-	-			0.000	0.000	0.000		0.001	-	-	0.000	0.000	0.000		0.021	-	-	0.038	0.038
4.000	0.000	0.000	0.000		0.657	-	-	0.000	0.000	0.000		0.706	-	-			0.000	0.000	0.000		0.004	-	-	0.000	0.000	0.000		0.046	-	-	0.040	0.040
4.400	0.000	0.000	0.000		0.305	-	-	0.000	0.000	0.000		0.412	-	-			0.000	0.000	0.000		0.052	-	-	0.000	0.000	0.000		0.151	-	-	0.044	0.044
4.800	0.000	0.000	0.000		0.089	-	-	0.000	0.000	0.000		0.208	-	-			0.000	0.000	0.000		0.235	-	-	0.000	0.000	0.000		0.348	-	-	0.048	0.048
5.200	0.000	0.000	0.000		0.014	-	-	0.000	0.000	0.000		0.092	-	-			0.000	0.000	0.000		0.561	-	-	0.000	0.000	0.000		0.632	-	-	0.052	0.052
5.600	0.000	0.000	0.000		0.001	-	-	0.000	0.000	0.000		0.036	-	-			0.000	0.000	0.000		0.950	-	-	0.000	0.000	0.000		0.977	-	-	0.056	0.056
6.000	0.000	0.000	0.000		0.239	-	-	0.000	0.000	0.000		0.012	-	-			0.000	0.000	0.000		1.35	-	-	0.000	0.000	0.000		1.36	-	-	0.060	0.060
6.400	0.000	0.000	0.000		0.176	-	-	0.000	0.000	0.000		0.004	-	-			0.000	0.000	0.000		1.75	-	-	0.000	0.000	0.000		1.75	-	-	0.064	0.064
6.800	0.000	0.000	0.000		0.127	-	-	0.000	0.000	0.000		0.001	-	-			0.000	0.000	0.000		2.15	-	-	0.000	0.000	0.000		2.15	-	-	0.068	0.068
Totals:						0	0					0	0	0	0						0	0						0	0	0	0	
Number of Trades:						0						0		0							0.00							0		0		

PPC (CR)

(Contract Size: 100 Securities, Exercise Style: American, Physical Delivery)

Call Options																Put Options															
Exercise Price	August 2017						September 2017						Other Months		August 2017						September 2017						Other Months		Exercise Price		
	Open price	Price max	Price min	Last price	Closing price	Volume	Open Interest	Open price	Price max	Price min	Last price	Closing price	Volume	Open Interest	Volume	Open Interest	Open price	Price max	Price min	Last price	Closing price	Volume	Open Interest	Open price	Price max	Price min	Last price	Closing price		Volume	Open Interest
1.500	0.000	0.000	0.000	0.691	-	-	0.000	0.000	0.000	0.694	-	-				0.000	0.000	0.000	0.001	-	-	0.000	0.000	0.000	0.001	-	-				0.015
1.600	0.000	0.000	0.000	0.591	-	-	0.000	0.000	0.000	0.595	-	-				0.000	0.000	0.000	0.001	-	-	0.000	0.000	0.000	0.001	-	-				0.016
1.700	0.000	0.000	0.000	0.492	-	-	0.000	0.000	0.000	0.497	-	-				0.000	0.000	0.000	0.001	-	-	0.000	0.000	0.000	0.003	-	-				0.017
1.800	0.000	0.000	0.000	0.394	-	-	0.000	0.000	0.000	0.403	-	-				0.000	0.000	0.000	0.002	-	-	0.000	0.000	0.000	0.008	-	-				0.018
1.900	0.000	0.000	0.000	0.299	-	-	0.000	0.000	0.000	0.315	-	-				0.000	0.000	0.000	0.008	-	-	0.000	0.000	0.000	0.021	-	-				0.019
2.000	0.000	0.000	0.000	0.214	-	10	0.000	0.000	0.000	0.237	-	-				0.000	0.000	0.000	0.022	-	-	0.000	0.000	0.000	0.042	-	-				0.020
2.200	0.000	0.000	0.000	0.086	-	260	0.000	0.000	0.000	0.116	-	330				0.000	0.000	0.000	0.094	-	-	0.000	0.000	0.000	0.122	-	-				0.022
2.400	0.000	0.000	0.000	0.024	-	620	0.000	0.000	0.000	0.048	-	100				0.000	0.000	0.000	0.233	-	-	0.000	0.000	0.000	0.254	-	-				0.024
2.600	0.000	0.000	0.000	0.005	-	150	0.000	0.000	0.000	0.017	-	200				0.000	0.000	0.000	0.414	-	-	0.000	0.000	0.000	0.423	-	-				0.026
2.800	0.000	0.000	0.000	0.001	-	-	0.000	0.000	0.000	0.005	-	-				0.000	0.000	0.000	0.610	-	-	0.000	0.000	0.000	0.612	-	-				0.028
3.000	0.000	0.000	0.000	0.001	-	-	0.000	0.000	0.000	0.001	-	-				0.000	0.000	0.000	0.810	-	-	0.000	0.000	0.000	0.810	-	-				0.030
3.200	0.000	0.000	0.000	0.001	-	-	0.000	0.000	0.000	0.001	-	-				0.000	0.000	0.000	1.01	-	-	0.000	0.000	0.000	1.01	-	-				0.032
3.400	0.000	0.000	0.000	0.001	-	-	0.000	0.000	0.000	0.003	-	-				0.000	0.000	0.000	1.21	-	-	0.000	0.000	0.000	1.21	-	-				0.034
3.600	0.000	0.000	0.000	0.001	-	-	0.000	0.000	0.000	0.001	-	-				0.000	0.000	0.000	1.41	-	-	0.000	0.000	0.000	1.41	-	-				0.036
3.800	0.000	0.000	0.000	0.001	-	-	0.000	0.000	0.000	0.001	-	-				0.000	0.000	0.000	1.61	-	-	0.000	0.000	0.000	1.61	-	-				0.038
4.000	0.000	0.000	0.000	0.001	-	-	0.000	0.000	0.000	0.001	-	-				0.000	0.000	0.000	1.81	-	-	0.000	0.000	0.000	1.81	-	-				0.040
4.400	0.000	0.000	0.000	0.001	-	-	0.000	0.000	0.000	0.001	-	-				0.000	0.000	0.000	2.21	-	-	0.000	0.000	0.000	2.21	-	-				0.044
4.800	0.000	0.000	0.000	0.001	-	-	0.000	0.000	0.000	0.001	-	-				0.000	0.000	0.000	2.61	-	-	0.000	0.000	0.000	2.61	-	-				0.048
5.200	0.000	0.000	0.000	0.001	-	-	0.000	0.000	0.000	0.001	-	-				0.000	0.000	0.000	3.01	-	-	0.000	0.000	0.000	3.01	-	-				0.052
5.600	0.000	0.000	0.000	0.001	-	-	0.000	0.000	0.000	0.001	-	-				0.000	0.000	0.000	3.41	-	-	0.000	0.000	0.000	3.41	-	-				0.056
6.000	0.000	0.000	0.000	0.001	-	-	0.000	0.000	0.000	0.001	-	-				0.000	0.000	0.000	3.81	-	-	0.000	0.000	0.000	3.81	-	-				0.060
6.400	0.000	0.000	0.000	0.001	-	-	0.000	0.000	0.000	0.001	-	-				0.000	0.000	0.000	4.21	-	-	0.000	0.000	0.000	4.21	-	-				0.064
6.800	0.000	0.000	0.000	0.001	-	-	0.000	0.000	0.000	0.001	-	-				0.000	0.000	0.000	4.61	-	-	0.000	0.000	0.000	4.61	-	-				0.068
Totals:					0	1,040					0	630	0	0					0	0						0	90	0	0		
Number of Trades:					0						0		0							0.00							0		0		

Lending Products	Underlying Title	Multilateral Transactions[1]					Bilateral Transactions[2]		Stock Borrowing through OTC (volume)[3]
		Open Interest[5]	Volume(Offered)	Average Weighted	Transactions volume	Average Weighted	Transactions Volume	Average Weighted	Transactions Volume
ADMIEBOR	ADMIE (IPTO) HOLDING S.A. (CR)	---	16,000	5.31%	---	---	---	---	---
AEGNBOR	AEGEAN AIRLINES (CR)	500	10,314	5.31%	---	---	---	---	11,701
ALPHABOR	ALPHA BANK (CR)	30,001	41,980	5.31%	---	---	---	---	13,923,582
ALMYBOR	ALUMIL (CR)	---	---	---	---	---	---	---	---
EEEBOR	CC HBC AG (CR)	2,287	959	5.31%	---	---	---	---	70,546
CENERBOR	CENERGY HOLDINGS (CB)	101	1,919	5.31%	---	---	---	---	---
ELLAKTORBOR	ELLAKTOR (CR)	24,200	44,238	5.31%	---	---	---	---	---
EUROBBOR	EUROBANK ERGASIAS (CR)	61,655	257,784	3.31%	---	---	---	---	10,242,637
EYDAPBOR	EYDAP S.A. (CR)	1,200	2,295	5.31%	---	---	---	---	17,780
FFGRPBOR	FOLLI FOLLIE (CR)	2,415	85,723	5.31%	800	2.81%	---	---	590,666
FOYRKBOR	FOURLIS (CR)	1,500	4,478	5.31%	---	---	---	---	4,650
GEKTERNABOR	GEK TERNA (CR)	150	26,520	5.31%	---	---	---	---	129
SARBOR	GR. SARANTIS SA (CR)	270	13	5.38%	---	---	356	3.00%	195
EUPROBOR	GRIVALIA PROPERTIES (CR)	400	96,463	5.31%	---	---	---	---	10,533
EXAEBOR	HELLENIC EXCHANGES-A.S.E. (CR)	900	482,428	5.31%	---	---	---	---	100,365
ELPEBOR	HELLENIC PETROLEUM (CR)	1,000	109,315	5.31%	---	---	---	---	42,606
INLOTBOR	INTRALOT (CR)	---	55,997	5.31%	---	---	---	---	803
BELABOR	JUMBO SA (CR)	3,124	169,667	5.31%	---	---	---	---	65,006
LAMDABOR	LAMDA DEVELOPMENT SA (CR)	14	100	5.32%	---	---	---	---	---
MIGBOR	MARFIN INVESTMENT GROUP (CR)	100,000	164,843	5.31%	---	---	---	---	744,474
MOHBOR	MOTOR OIL (CR)	2,019	61,290	5.31%	1,000	2.96%	---	---	47,206
MYTILBOR	MYTILINEOS HOLDINGS (CR)	566	189,252	5.31%	---	---	---	---	4,165
ETEBOR	NATIONAL BANK (CR)	559,000	600,934	4.24%	32,000	2.65%	---	---	18,132,212
OPAPBOR	OPAP (CR)	6,500	172,526	5.31%	1,500	2.79%	---	---	814,784
HTOBOR	OTE (CR)	54,781	71,967	3.31%	5,500	2.65%	---	---	355,094
PPABOR	P.P.A. S.A. (CR)	368	903	5.31%	---	---	---	---	2,901
PLAISBOR	PLAISIO COMPUTERS SA (CR)	---	---	---	---	---	---	---	---
PPCBOR	PPC (CR)	2,000	114,004	5.31%	---	---	---	---	476,658
QUALBOR	QUALITY & RELIABILITY SA (CR)	---	---	---	---	---	---	---	---
TENERGYBOR	TERNA ENERGY (CR)	1,000	30,316	5.31%	---	---	---	---	---
TITKBOR	TITAN CEMENT (CR)	579	213,464	3.31%	150	2.65%	---	---	16,704

Stock Lending Notes

[1] - Multilateral contracts Lending or Borrowing as per Methods 8-1, 8-2 and 8-3-3 (According to ATHEX BoD Resolution No.17)

[2] - Bilateral Contracts Lending or Borrowing as per Methods 8-3-1 and 8-3-2 (According to ATHEX BoD Resolution No.20)

[3] - The information concerning OTC Stock Borrowing Transactions is based on the statements of the Dematerialised Securities System (DSS) operators involved and refers to volumes that have been registered up until the previous working day.

[4] - Average Price (Volume weighted)

[5] - The Data concerning Open Interest before the start of trading session

Lending Products	Underlying Title	Open Interest[5]	Multilateral Transactions[1]				Bilateral Transactions[2]		Stock Borrowing through OTC (volume)[3]
			Volume(Offered)	Average Weighted	Transactions volume	Average Weighted	Transactions Volume	Average Weighted	Transactions Volume
VIOBOR	VIOHALCO SA/NV (CB)	500	57,578	5.31%	---	---	---	---	---

Stock Lending Notes

[1] - Multilateral contracts Lending or Borrowing as per Methods 8-1, 8-2 and 8-3-3 (According to ATHEX BoD Resolution No.17)

[2] - Bilateral Contracts Lending or Borrowing as per Methods 8-3-1 and 8-3-2 (According to ATHEX BoD Resolution No.20)

[3] - The information concerning OTC Stock Borrowing Transactions is based on the statements of the Dematerialised Securities System (DSS) operators involved and refers to volumes that have been registered up until the previous working day.

[4] - Average Price (Volume weighted)

[5] - The Data concerning Open Interest before the start of trading session

Sectors codification for listed companies

533	-	Exploration & Production	537	-	Integrated Oil & Gas
1353	-	Commodity Chemicals	1357	-	Specialty Chemicals
1753	-	Aluminum	1755	-	Nonferrous Metals
1757	-	Steel	1775	-	General Mining
2353	-	Building Materials & Fixtures	2357	-	Heavy Construction
2723	-	Containers & Packaging	2727	-	Diversified Industrials
2733	-	Electrical Components & Equipment	2753	-	Commercial Vehicles & Trucks
2757	-	Industrial Machinery	2773	-	Marine Transportation
2777	-	Transportation Services	2791	-	Business Support Services
2797	-	Industrial Suppliers	3535	-	Distillers & Vintners
3537	-	Soft Drinks	3573	-	Farming Fishing & Plantations
3577	-	Food Products	3722	-	Durable Household Products
3726	-	Furnishings	3728	-	Home Construction
3747	-	Toys	3763	-	Clothing & Accessories
3765	-	Footwear	3767	-	Personal Products
3785	-	Tobacco	4533	-	Health Care Providers
4535	-	Medical Equipment	4577	-	Pharmaceuticals
5337	-	Food Retailers & Wholesalers	5371	-	Apparel Retailers
5373	-	Broadline Retailers	5375	-	Home Improvement Retailers
5379	-	Specialty Retailers	5553	-	Broadcasting & Entertainment
5555	-	Media Agencies	5557	-	Publishing
5751	-	Airlines	5752	-	Gambling
5753	-	Hotels	5755	-	Recreational Services
5757	-	Restaurants & Bars	5759	-	Travel & Tourism
6535	-	Fixed Line Telecommunications	6575	-	Mobile Telecommunications
7535	-	Conventional Electricity	7537	-	Alternative Electricity
7577	-	Water	8355	-	Banks
8534	-	Insurance Brokers	8536	-	Property & Casualty Insurance
8633	-	Real Estate Holding & Development	8637	-	Real Estate Services
8671	-	Industrial & Office REITs	8674	-	Diversified REITs
8675	-	Specialty REITs	8775	-	Specialty Finance
8777	-	Investment Services	8985	-	Equity Investment Instruments
9533	-	Computer Services	9535	-	Internet
9537	-	Software	9572	-	Computer Hardware
9574	-	Electronic Office Equipment	9578	-	Telecommunications Equipment
12003	-	ETF			



ATHEXGROUP

Όμιλος Χρηματιστηρίου Αθηνών

Λεωφ. Αθηνών 110 104 42 Αθήνα

110, Athinon Ave. GR 104 42 Athens

tel. (+30)210-33.66.800, fax (+30)210-33.66.101

www.athexgroup.gr