

Hellenic Exchanges – Athens Stock Exchange S.A.

**Ημερήσιο Δελτίο
Συναλλακτικής Δραστηριότητας**

Daily Official List
of Trading Activity



Friday, 23 June, 2017

Year: 138 Trading Day No: 119



ATHEXGROUP
Athens Exchange Group

Disclaimer:

Hellenic Exchanges-Athens Stock Exchange S.A endeavours to ensure that the data and other material ("Information") presented on the Daily Official List are accurate and complete, but it is not liable for any errors or omissions of data or /and for the accuracy, credibility, updating and completeness of the aforesaid information nor it has any liability arising directly or indirectly from the use of the above Information.

The Company is not liable for the accuracy of the data included in listed companies' announcements. Only the sender of such an announcement is fully and solely liable for any infringement of third party's rights from the content of such announcement, All contents of the Daily Official List are provided only for information purposes and do not constitute investment advice or solicitation to invest in securities or other products listed for trading on the Exchange.

You acknowledge and agree that the Company is the owner of any property rights related to any Information appearing on the Daily Official List including intellectual property rights copyright, trademarks, etc.

The above data are a property of the Hellenic Exchanges-Athens Exchange and are copyright protected. Users are forbidden to reproduce, modify, copy, sale, transmit or redistribute, by all reproduction means and methods, part or the whole of the above data, without reference to their source.

The commercial exploitation of these data is, also, forbidden by third parties. Hellenic Exchanges-Athens Exchange does not carry any responsibility, direct or indirect, derived from usage or accidental alteration of the above data when used by third parties.

Hellenic Exchanges – Athens Stock Exchange S.A.

110 Athinon Ave.,10442 Athens, Tel: (210) 33.66.800, Fax: (210) 32.13.938

www.helex.gr

Thessalonica Stock Exchange Center (T.S.E.C)

16-18 Katouni Str., Thessalonica 546 25 Tel: (2310) 567.667, Fax: (2310) 530.545

Athex Members Guarantee Fund

14-16 Fidiou Str., Athens 106 78, Tel: (210) 33.04.682, Fax: (210) 33.04.155

Hellenic Republic Capital Market Commission

1 Kolokotroni Str. & 1 Stadiou Str., Athens 10562 Tel: (210) 33.77.100 Fax: (210) 33.77.173

Table of Contents

Section 1: Statistical Figures of Securities, Derivatives and Lending

Summary of Markets

Athex Indices

Analytic Figures for Athex Market's Boards and Categories

Trading Details by Athex Sectors and Financial Instruments (ETFs)

Top 10 best & worst performing Shares

Derivatives Summary

Section 2: Analytic Figures of Shares Transactions

Analytic Figures of Shares Transactions

Shares' Notes

Section 3: Figures of Securities Transactions

Securities Blocks Details

Shares Rights Details

Stock Borrowing

Shares Forced Sales

Forced Sales Registered Shares

Exchange Traded Funds (ETFs) Characteristics

Section 5: Bonds traded in Fixed Income Assets Market

Convertible Corporate Bonds - Regulated Market

Non Convertible Corporate Bonds - Regulated Market

Government Bonds

Treasury Bills & Zero Coupon Government Bonds

Government Bonds Traded with the Open Outcry Method

State Banks Bonds

Section 6: Additional Infos

Athex & ATHEXClear Members List

List of Stocks under Market Making operations

Section 7: Derivatives Market Analytic Figures

Index Futures

Stock Futures

Index Options

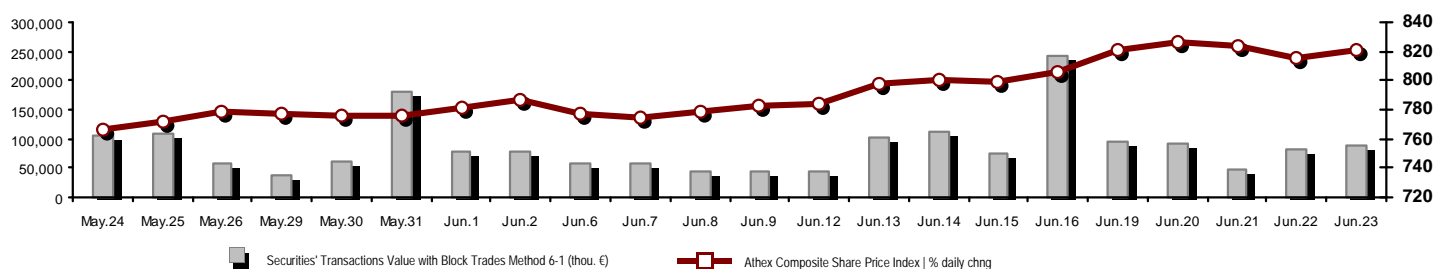
Stock Options

Stock Lending Analytic Figures

Appendix A: Sectors codification for listed companies

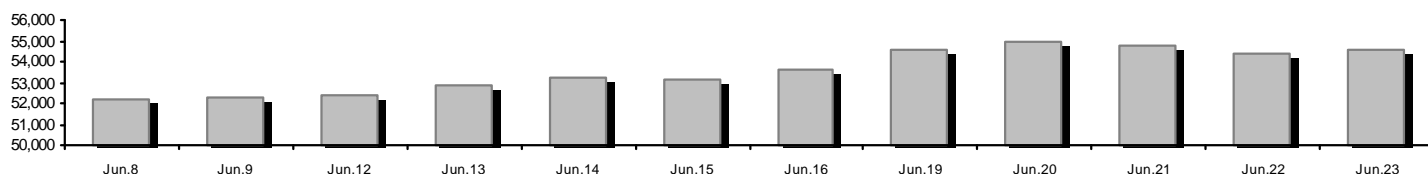
Summary of Markets

Athex Composite Share Price Index vs Shares and Derivatives Transactions Value

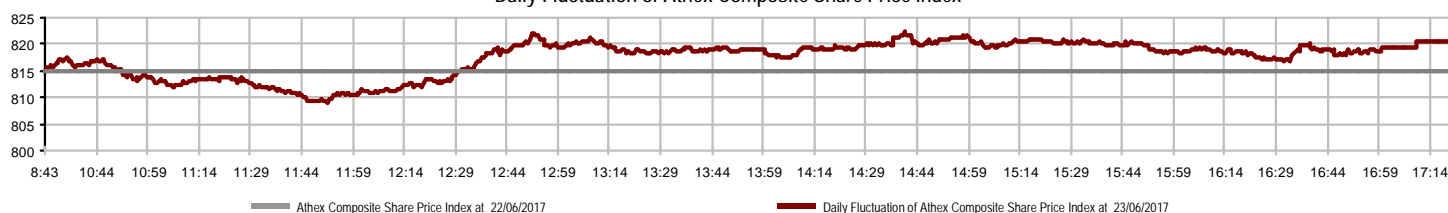


Athex Capitalisation (mill. €) **: 54,532.11	Derivatives Total Open Interest: 579,688
Daily change: mill. € %: 181.98 0.33%	in Index Futures % daily chng: 5,954 3.21%
Yearly Avg Capitalisation: mill. € % chng prev year Avg: 47,136.98 14.55%	in Stock Futures % daily chng: 570,019 3.41%
Athex Composite Share Price Index % daily chng: 820.52 0.70%	in Index Options % daily chng: 1,935 3.59%
Athex Composite Share Price Index Capitalisation (mill. €): 50,508.84	in Stock Options % daily chng: 1,780 0.85%
Daily change (mill. €): 350.68	
Securities' Transactions Value with Block Trades Method 6-1 (thou. €): 87,348.14	Derivatives Contracts Volume: 74,927
Daily change: %: 4,159.99 5.00%	Daily change: pieces %: -17,840 -19.23%
YtD Avg Trans. Value: thou. € % chng prev year Avg: 58,482.44 -3.14%	YtD Avg Derivatives Contracts % chng prev year Avg: 84,021 35.23%
Blocks Transactions Value of Method 6-1 (thou. €): 4,896.78	Derivatives Trades Number: 2,924
Blocks Transactions Value of Method 6-2 & 6-3 (thou. €): 0.00	Daily change: number %: -356 -10.85%
Bonds Transactions Value (thou.€): 350.50	YtD Avg Derivatives Trades number % chng prev year Avg: 2,650 2.14%
Securities' Transactions Volume with Block Trades Method 6-1 (thou. Pieces): 94,930.45	Lending Total Open Interest: 784,004
Daily change: thou. pieces %: -12,246.60 -11.43%	Daily change: pieces %: -5,424 -0.69%
YtD Avg Volume: % chng prev year Avg: 86,122.95 -10.51%	Lending Volume (Multilateral/Bilateral): 30,300
Blocks Transactions Volume of Method 6-1 (thou. Pieces): 842.76	Daily change: pieces %: 28,300 93.00%
Blocks Transactions Volume of Method 6-2 & 6-3 (thou. Pieces): 0.00	Multilateral Lending: 0
Bonds Transactions Volume: 344,700.00	Bilateral Lending: 30,300
Securities' Trades Number with Block Trades Method 6-1: 23,451	Lending Trades Number: 2
Daily change: number %: -1,856 -7.33%	Daily change: %: 0 0.00%
YtD Avg Derivatives Trades number % chng prev year Avg: 17,666 -6.36%	Multilateral Lending Trades Number: 0
Number of Blocks Method 6-1: 7	Bilateral Lending Trades Number: 2
Number of Blocks Method 6-2 & 6-3: 0	
Number of Bonds Transactions: 25	

Athex Capitalisation (mill. €) **



Daily Fluctuation of Athex Composite Share Price Index



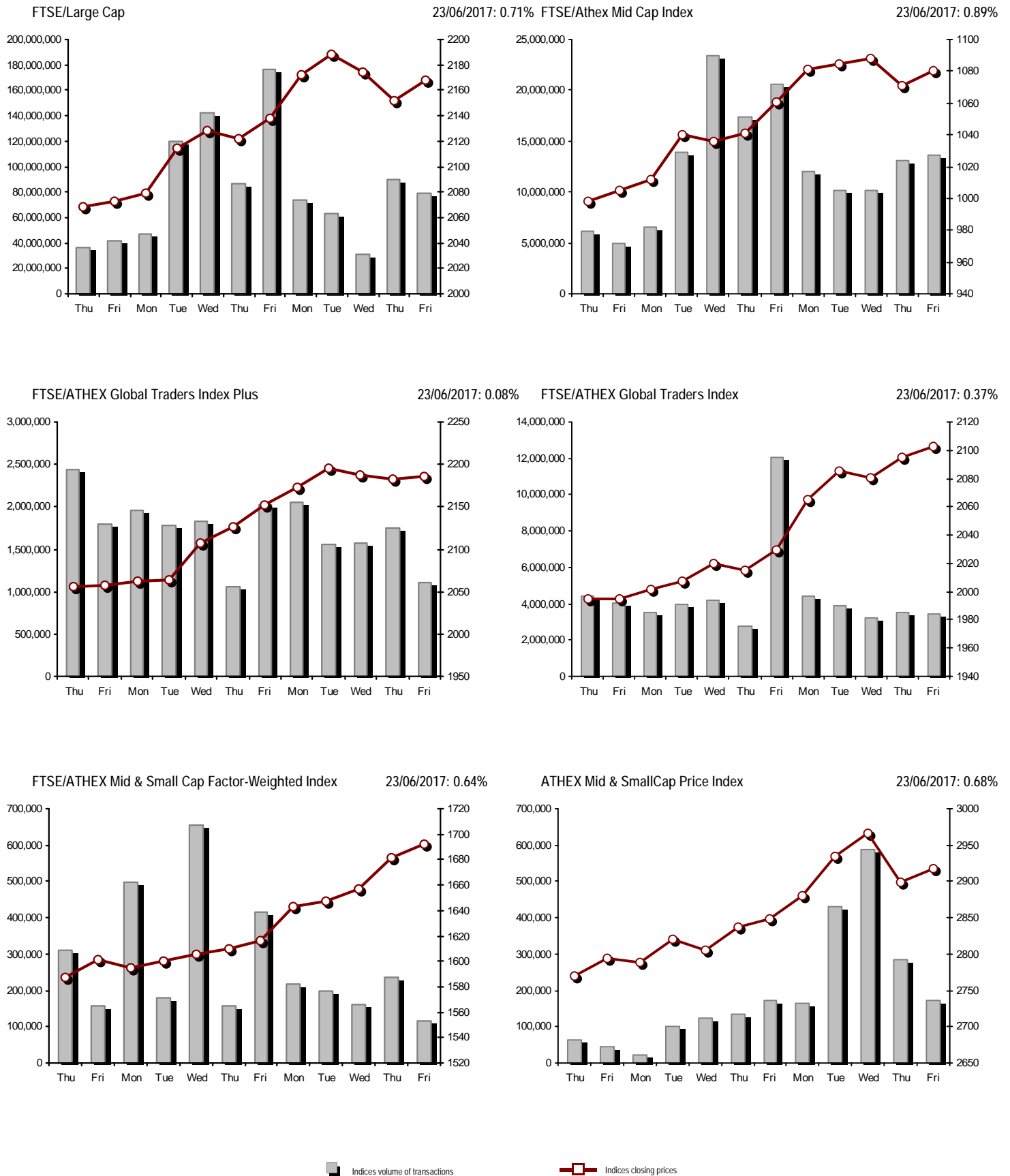
Athex Indices

Index name	23/06/2017	22/06/2017	pts.	%	Min	Max	Year min	Year max	Year change
Athex Composite Share Price Index	820.52 #	814.81	5.71	0.70%	809.13	822.52	602.43	828.32	27.48% #
FTSE/Athex Large Cap	2,167.57 #	2,152.36	15.21	0.71%	2,136.83	2,173.12	1,610.77	2,190.74	24.51% #
FTSE/Athex Mid Cap Index	1,080.30 #	1,070.74	9.56	0.89%	1,061.66	1,084.31	753.69	1,107.98	43.33% #
FTSE/ATHEX-CSE Banking Index	774.77 #	762.19	12.58	1.65%	749.74	780.04	503.69	836.16	22.16% #
FTSE/ATHEX Global Traders Index Plus	2,185.17 #	2,183.39	1.78	0.08%	2,171.97	2,193.41	1,470.95	2,207.18	44.38% #
FTSE/ATHEX Global Traders Index	2,102.36 #	2,094.67	7.69	0.37%	2,084.75	2,107.59	1,591.53	2,107.59	27.91% #
FTSE/ATHEX Mid & Small Cap Factor-Weighted Ind	1,692.66 #	1,681.88	10.78	0.64%	1,681.15	1,698.05	1,304.24	1,698.05	26.25% #
Greece & Turkey 30 Price Index	529.51 #	529.42	0.09	0.02%	527.61	529.93	407.85	530.85	19.61% #
ATHEX Mid & SmallCap Price Index	2,918.34 #	2,898.62	19.72	0.68%	2,869.51	2,967.30	1,675.92	3,005.73	74.13% #
FTSE/Athex Market Index	533.66 #	529.89	3.77	0.71%	526.09	534.99	396.30	539.29	24.95% #
FTSE Med Index	4,811.96 €	4,842.31	-30.35	-0.63%			4,400.91	4,856.00	4.69% #
Athex Composite Index Total Return Index	1,260.27 #	1,251.50	8.77	0.70%	1,242.78	1,263.35	918.99	1,272.25	28.36% #
FTSE/Athex Large Cap Total Return	3,159.73 #	3,132.84	26.89	0.86%			2,349.55	3,184.82	25.69% #
FTSE/ATHEX Large Cap Net Total Return	919.64 #	913.18	6.46	0.71%	906.60	921.99	678.89	929.47	25.34% #
FTSE/Athex Mid Cap Total Return	1,319.38 #	1,307.71	11.67	0.89%			949.72	1,328.82	43.41% #
FTSE/ATHEX-CSE Banking Total Return Index	795.35 #	782.44	12.91	1.65%			527.29	834.42	22.17% #
Greece & Turkey 30 Total Return Index	987.21 #	684.54	302.67	44.22%			521.62	987.21	75.74% #
Hellenic Mid & Small Cap Index	1,010.86 #	1,005.45	5.41	0.54%	999.36	1,012.21	766.60	1,017.74	28.49% #
FTSE/Athex Banks	1,023.66 #	1,007.04	16.62	1.65%	990.59	1,030.62	665.50	1,104.77	22.16% #
FTSE/Athex Financial Services	1,216.27 #	1,210.38	5.89	0.49%	1,196.50	1,222.86	942.14	1,243.78	15.11% #
FTSE/Athex Industrial Goods & Services	2,000.91 €	2,003.92	-3.01	-0.15%	1,995.31	2,034.99	1,432.54	2,066.45	37.53% #
FTSE/Athex Retail	3,024.02 €	3,035.61	-11.59	-0.38%	3,001.05	3,058.79	2,529.24	3,172.14	7.62% #
FTSE/ATHEX Real Estate	3,344.86 #	3,264.68	80.18	2.46%	3,249.75	3,357.62	2,518.43	3,368.52	26.56% #
FTSE/Athex Personal & Household Goods	8,377.34 #	8,361.64	15.70	0.19%	8,353.28	8,447.49	6,663.96	8,561.96	9.51% #
FTSE/Athex Food & Beverage	10,211.67 #	10,100.26	111.41	1.10%	10,036.96	10,211.67	7,597.15	10,246.89	32.48% #
FTSE/Athex Basic Resources	3,673.33 €	3,677.73	-4.40	-0.12%	3,611.74	3,708.52	2,665.91	3,708.52	35.77% #
FTSE/Athex Construction & Materials	2,851.99 #	2,834.40	17.59	0.62%	2,817.29	2,866.99	2,130.43	2,913.10	26.48% #
FTSE/Athex Oil & Gas	4,623.61 €	4,631.75	-8.14	-0.18%	4,476.27	4,648.21	2,926.97	4,671.66	54.20% #
FTSE/Athex Chemicals	10,556.80 #	10,516.20	40.60	0.39%	10,353.79	10,638.01	9,947.76	10,638.01	4.42% #
FTSE/Athex Travel & Leisure	1,727.39 €	1,755.55	-28.16	-1.60%	1,727.39	1,762.97	1,424.34	1,765.73	17.79% #
FTSE/Athex Technology	706.14 #	706.07	0.07	0.01%	703.03	719.26	607.65	727.77	10.53% #
FTSE/Athex Telecommunications	2,972.78 #	2,942.50	30.28	1.03%	2,925.98	2,992.04	2,292.89	2,992.04	20.94% #
FTSE/Athex Utilities	2,387.46 €	2,407.67	-20.21	-0.84%	2,387.46	2,469.77	1,380.52	2,554.99	57.41% #
FTSE/Athex Health Care	148.10 €	148.56	-0.46	-0.31%	147.18	150.40	146.72	156.84	0.94% #
Athex All Share Index	195.48 #	193.99	1.49	0.77%	195.48	195.48	148.93	196.07	22.86% #
Hellenic Corporate Bond Index	113.03 #	113.01	0.02	0.02%			108.78	113.15	3.31% #
Hellenic Corporate Bond Price Index	98.73 #	98.72	0.01	0.01%			96.19	99.34	1.02% #

Note 1: FTSE/Med 100, Greece & Turkey 30 Rt., Hellenic Corporate Bond Price Index and Hellenic Corporate Bond Index closing prices refer to the previous trading day of 21/06/2017.

Note 2: The Hellenic Mid & Small Cap Index is a Customized index calculated by the Athens Exchange.

Athex Indices



Analytic Figures for Athex Market's Boards and Categories

	Total Traded Securities	Main Market	Low Dispersion	Other Categories (*)	Exchange Traded Funds (ETFs)	Warrants
Totals	129	106	7	13	0	3
Gain / Lose / Same:	62 / 45 / 22	50 / 38 / 18	3 / 3 / 1	8 / 4 / 1	0 / 0 / 0	1 / 0 / 2
Athex Capitalisation (mill. €) **	54,532.11	51,589.58	2,769.01	173.52		
Daily Average Trans/ons Value(thou.€)	58,482.44	58,170.81	335.55	15.23	53.10	4.77
Transactions Value	87,348.14	87,326.21	7.09	12.48	0.00	2.36
Main Board:	82,451.36	82,429.43	7.09	12.48	0.00	2.36
Blocks Board 6_2_3:	4,896.78	4,896.78	0.00	0.00	0.00	0.00
Forced Sales Board:	0.00	0.00	0.00	0.00	0.00	0.00
Special Terms Board:	0.00	0.00	0.00	0.00	0.00	0.00
Daily Average Transactions Volume	86,122,953	83,072,141	71,682	147,011	3,095	2,894,861
Transactions Volume	94,930,452	93,068,518	5,463	133,880	0	1,722,591
Main Board:	94,087,693	92,225,759	5,463	133,880	0	1,722,591
Blocks Board 6_2_3:	842,759	842,759	0	0	0	0
Forced Sales Board:	0	0	0	0	0	0
Special Terms Board:	0	0	0	0	0	0
Daily Average Number of Trades	17,666	17,487	61	85	3	30
Number of Trades	23,451	23,324	19	78	0	30
Main Board:	23,444	23,317	19	78	0	30
Blocks Board 6_2_3:	7	7	0	0	0	0
Forced Sales Board:	0	0	0	0	0	0
Special Terms Board:	0	0	0	0	0	0

(*) Summarised Transactions figures for Under Deletion and Under Supervision Categories. (**) The Market Capitalization of the Companies that belong in the Under Supervision Status is not included.

Trading Details by Athex Sectors and Financial Instruments (ETFs)

Code	Sectors	Gain / Lose / Same	Number of Trades	Transactions Volume	Transactions Value	% of Total Trans. Value
8300	- Banks	5 / 1 / 3	9,555	82,022,323	39,070,196.32	44.73%
1700	- Basic Resources	4 / 4 / 0	651	205,835	1,184,040.15	1.36%
1300	- Chemicals	2 / 0 / 1	62	9,286	18,717.37	0.02%
2300	- Construction & Materials	7 / 4 / 2	965	560,716	1,606,300.61	1.84%
12000	- Financial Instruments	0 / 0 / 0	---	---	---	---
8700	- Financial Services	1 / 2 / 0	803	5,263,629	1,630,850.65	1.87%
3500	- Food & Beverage	5 / 7 / 1	355	256,094	1,613,937.50	1.85%
4500	- Health Care	3 / 2 / 0	114	90,762	49,868.15	0.06%
2700	- Industrial Goods & Services	7 / 7 / 3	1,113	645,503	1,489,272.64	1.70%
8500	- Insurance	1 / 0 / 0	22	4,608	14,739.64	0.02%
5500	- Media	1 / 0 / 1	7	88	7.04	0.00%
500	- Oil & Gas	1 / 2 / 0	2,017	561,354	6,988,568.14	8.00%
3700	- Personal & Household Goods	8 / 2 / 4	911	437,603	5,217,613.79	5.97%
8600	- Real Estate	5 / 3 / 0	530	112,885	667,343.76	0.76%
5300	- Retail	1 / 2 / 2	494	88,871	1,343,325.23	1.54%
9500	- Technology	4 / 2 / 2	178	106,806	107,688.86	0.12%
6500	- Telecommunications	1 / 0 / 0	1,451	1,184,716	12,775,324.16	14.63%
5700	- Travel & Leisure	4 / 4 / 2	1,300	884,650	7,535,511.47	8.63%
7500	- Utilities	2 / 3 / 1	2,923	2,494,723	6,034,835.98	6.91%

Top 10 best & worst performing Shares

Main Market

With positive Price change	Closing price	change	With negative Price change	Closing price	change
ATTICA BANK S.A. (CR)	0.118	8.26% #	OPAP (CR)	9.80	-2.00% ☒
LAMDA DEVELOPMENT SA (CR)	6.18	5.64% #	ADMIE (IPTO) HOLDING S.A. (CR)	2.30	-1.71% ☒
ALPHA BANK (CR)	2.15	3.36% #	HALKOR SA (CB)	0.629	-1.41% ☒
AUTOHELLAS SA (CR)	19.00	3.26% #	J & P - AVAX SA (CR)	0.424	-1.39% ☒
EKTER SA (CR)	0.628	2.95% #	VIOHALCO SA/NV (CB)	2.43	-1.22% ☒
PIRAEUS BANK (CR)	0.216	2.86% #	MARFIN INVESTMENT GROUP (CR)	0.170	-1.16% ☒
EUROPEAN RELIANCE INSUR. (CR)	3.26	2.84% #	MOTOR OIL (CR)	19.20	-1.03% ☒
P.P.A. S.A. (CR)	15.48	2.52% #	THESSALONIKA WATER & SEWERAGE	4.57	-0.87% ☒
ATHENS MEDICAL CENTER SA (CR)	1.34	2.29% #	INTRALOT (CR)	1.16	-0.86% ☒
IASO SA (CR)	0.860	2.26% #	EUROBANK ERGASIAS (CR)	0.933	-0.74% ☒
With the highest Transactions Value	Value (thou. €)	change	With the highest Transactions Volume	Volume	change
ALPHA BANK (CR)	16,414.19	3.36% #	PIRAEUS BANK (CR)	31,822,378	2.86% #
OTE (CR)	12,775.32	1.03% #	NATIONAL BANK (CR)	26,430,768	0.00% -
NATIONAL BANK (CR)	8,668.23	0.00% -	ALPHA BANK (CR)	7,743,202	3.36% #
PIRAEUS BANK (CR)	6,758.18	2.86% #	ATTICA BANK S.A. (CR)	7,504,320	8.26% #
OPAP (CR)	6,627.95	-2.00% ☒	EUROBANK ERGASIAS (CR)	6,796,838	-0.74% ☒
EUROBANK ERGASIAS (CR)	6,347.25	-0.74% ☒	MARFIN INVESTMENT GROUP (CR)	5,109,721	-1.16% ☒
JUMBO SA (CR)	4,570.92	0.19% #	ADMIE (IPTO) HOLDING S.A. (CR)	1,504,121	-1.71% ☒
MOTOR OIL (CR)	4,543.10	-1.03% ☒	OTE (CR)	1,184,716	1.03% #
ADMIE (IPTO) HOLDING S.A. (CR)	3,535.73	-1.71% ☒	OPAP (CR)	670,122	-2.00% ☒
HELLENIC PETROLEUM (CR)	2,445.26	1.84% #	PPC (CR)	583,707	0.00% -

Note: Stocks that are not included in the "Low Dispersion" and "Under Supervision" categories, and the transactions value is more than 10,000 €.

Derivatives Summary

	Number of Trades	Volume	Open Interest
Index Futures	276	2,136	5,954
FTSE/Athex Large Cap	276	2,136	5,954
Stock Futures	2,588	72,437	570,019
ALPHA BANK (CR)	268	7,459	30,932
CC HBC AG (CR)	2	2	115
CENERGY HOLDINGS (CB)	61	486	6,777
ELLAKTOR (CR)	15	128	5,685
EUROBANK ERGASIAS (CR)	428	8,688	36,864
EYDAP S.A. (CR)	36	117	1,057
FOLLI FOLLIE (CR)	24	47	1,686
FOURLIS (CR)	2	2	158
GEK TERNA (CR)	8	34	7,719
GRIVALIA PROPERTIES (CR)	17	35	114
HELLENIC EXCHANGES-A.S.E. (CR)	31	340	1,396
HELLENIC PETROLEUM (CR)	266	787	4,637
INTRALOT (CR)	66	234	5,270
JUMBO SA (CR)	2	2	362
MARFIN INVESTMENT GROUP (CR)	81	2,656	81,354
METKA (CR)	4	8	96
MOTOR OIL (CR)	117	386	334
MYTILINEOS HOLDINGS (CR)	67	321	9,799
NATIONAL BANK (CR)	309	19,398	132,292
OPAP (CR)	62	241	1,712
OTE (CR)	212	1,135	7,257
P.P.A. S.A. (CR)	6	8	964
PIRAEUS BANK (CR)	375	29,279	220,028
TERNA ENERGY (CR)	17	31	4,428
TITAN CEMENT (CR)	3	17	115
VIOHALCO SA/NV (CB)	109	596	8,868
Index Options	55	294	1,935
FTSE/Athex Large Cap	55	294	1,935
Stock Options	5	60	1,780
ALPHA BANK (CR)	0	0	550
NATIONAL BANK (CR)	0	0	450
OPAP (CR)	1	30	169
OTE (CR)	4	30	281
PIRAEUS BANK (CR)	0	0	330
Total Derivatives Traded	2,924	74,927	579,688

Number of Outstanding Securities	Nominal Value	Dividends [1] 2014 2015 2016	Date of Last Coupon Dividend [2]	Date of Last Coupon Right	Note	Shares	Closing price	% change	Previous closing price/date	Open price	Price min	Price max	Last price	Avg price	Last Bid [7]	Last Ask [7]	P/E after	Year	Volume	Trades	Transactions Value[8]	Company Mkt Value (thou. €)	Year low	Year high	Sector[4]	
215,246,452	0.300	---	---	---	25/06/2001	24/09/2001	4446	ALTEC SA (CR)	0.012	---	0.012	30/11/2015	---	---	---	---	---	---	---	---	---	---	2,582.96	0.012	0.012	9533
20,255,805	0.300	---	---	---	22/08/2006	02/08/2010	5136	AXON HOLDING SA (CR)	0.058	---	0.058	28/04/2017	---	---	---	---	---	---	---	---	---	---	1,174.84	0.007	0.066	4533
13,555,100	1.00	---	---	---	08/07/2005	08/07/2005	4576	MICROLAND COMPUTERS SA (CR)	0.640	---	0.640	14/07/2009	---	---	---	---	---	---	---	---	---	---	8,675.26	0.640	0.640	5379
40,946,303	0.360	---	---	---	18/07/2005	27/11/2007	5089	PC SYSTEMS SA (CR)	0.006	---	0.006	31/03/2016	---	---	---	---	---	---	---	---	---	---	245.68	0.006	0.006	9533
33,301,715	0.320	---	---	---	27/06/2003	08/07/2009	5135	AEGEK (CR)	0.035	---	0.035	27/04/2017	---	---	---	---	---	---	---	---	---	---	1,165.56	0.031	0.056	2357
5,000,000	0.400	---	---	---	03/06/2009	01/09/2014	5087	ALCO HELLAS SA (CR)	0.180	---	0.180	31/03/2015	---	---	---	---	---	---	---	---	---	---	900.00	0.180	0.180	1753
14,870,100	0.300	---	---	---	15/05/2008	26/09/2011	5130	ALPHA GRISSIN S.A. (CR)	0.014	---	0.014	13/04/2017	---	---	---	---	---	---	---	---	---	---	208.18	0.014	0.031	9533
81,122,516	3.00	---	---	---	23/06/2003	04/11/2008	5131	ASTIR PALACE SA (CR)	5.48	---	5.48	20/04/2017	---	---	---	---	---	---	---	---	---	---	444,551.39	5.34	5.48	5753
81,644,555	0.300	---	---	---	01/07/2008	02/09/2002	5098	ATTI - KAT SA (CR)	0.012	---	0.012	29/05/2015	---	---	---	---	---	---	---	---	---	---	979.73	0.012	0.012	2357
20,121,710	1.21	---	---	---	27/07/1992	12/03/2003	5002	BALKAN R.E. (CR)	0.190	---	0.190	29/08/2013	---	---	---	---	---	---	---	---	---	---	3,823.12	0.190	0.190	8633
33,930,000	0.300	---	---	---	03/07/2006	30/05/2001	4865	BABIS VOVOS SA (CR)	0.304	---	0.304	30/03/2012	---	---	---	---	---	---	---	---	---	---	10,314.72	0.304	0.304	8633
6,000,000	0.600	---	---	---	13/06/2008	08/04/2004	5137	EUROBROKERS S.A. (CR)	0.007	---	0.007	28/04/2017	---	---	---	---	---	---	---	---	---	---	42.00	0.007	0.010	8534
7,847,611	1.20	---	---	---	01/08/2007	28/09/2011	4939	EDRASIS - C. PSALLIDAS SA (CR)	0.150	---	0.150	29/11/2012	---	---	---	---	---	---	---	---	---	---	1,177.14	0.150	0.150	2357
36,748,909	0.730	---	---	---	15/12/2005	13/12/2006	5109	HEL. SUGAR INDUSTRY SA (CB)	0.075	---	0.075	29/02/2016	---	---	---	---	---	---	---	---	---	---	2,756.17	0.075	0.075	3577
30,390,000	0.310	---	---	---	18/08/2008	29/12/2006	5099	HELLENIC FISHFARMING SA (CR)	0.070	---	0.070	02/06/2015	---	---	---	---	---	---	---	---	---	---	2,127.30	0.070	0.070	3573
13,692,227	1.47	---	---	---	07/07/2006	08/10/1999	5049	HELLENIC FABRICS SA (CR)	0.117	---	0.117	31/03/2014	---	---	---	---	---	---	---	---	---	---	1,601.99	0.117	0.117	3763
13,404,440	8.63	---	---	---	02/04/2001	06/03/1992	4822	IONIAN HOTELS SA (CR)	10.02	---	10.02	22/06/2017	---	---	---	---114870@10.02	---	---	---	---	---	---	134,312.49	9.30	10.02	5753
24,619,524	0.500	---	---	---	10/10/1986	30/12/2002	4914	KERAMIA-ALLATINI (CR)	0.088	---	0.088	30/08/2012	---	---	---	---	---	---	---	---	---	---	2,166.52	0.088	0.088	8633
23,286,253	0.990	0.2406	---	---	14/08/2015	15/09/2014	5128	KYRIAKIDIS MARBLES SA (CR)	4.50	---	4.50	22/06/2017	---	---	---	---10380@4.50	---	---	---	---	---	---	104,788.14	3.04	4.90	2353
66,937,526	0.700	---	---	---	13/08/2010	21/05/2003	5003	MICHANIKI SA (CR)	0.100	---	0.100	29/08/2013	---	---	---	---	---	---	---	---	---	---	9,186.78	0.100	0.100	2357
25,968,987	0.700	---	---	---	13/08/2010	21/05/2003	5004	MICHANIKI SA (PR)	0.096	---	0.096	29/08/2013	---	---	---	---	---	---	---	---	---	---	9,186.78	0.096	0.096	2357
255,459,600	0.300	---	---	---	26/06/2000	03/12/2010	5101	NEL SA (CR)	0.070	---	0.070	31/08/2015	---	---	---	---	---	---	---	---	---	---	17,882.17	0.070	0.070	5759
23,463,874	0.800	---	---	---	23/05/2003	21/12/1999	4918	NEORION SA (CR)	0.125	---	0.125	30/08/2012	---	---	---	---	---	---	---	---	---	---	2,932.98	0.125	0.125	2753
41,068,800	0.420	(0.03)	0.1205	---	19/08/2016	17/02/2016	5129	CRETE PLASTICS SA (CR)	5.33	---	5.33	03/04/2017	---	---	---	---900@4.80	---	---	---	---	---	---	218,896.70	4.77	5.35	1357
144,688,060	0.600	---	---	---	21/04/2008	10/03/2010	4982	T BANK (CR)	0.048	---	0.052	# 29/11/2011	---	---	---	---	---	---	---	---	---	---	6,945.03	0.048	0.048	8355
284,465,964	3.70	---	---	---	20/06/2008	15/06/2009	4913	TT HELLENIC POSTBANK (CR)	0.168	---	0.239	# 29/08/2012	---	---	---	---	---	---	---	---	---	---	47,790.28	0.168	0.168	8355
13,920,000	0.320	---	---	---	19/11/2001	01/08/2000	4726	TEXAPRET SA (CR)	0.080	---	0.080	28/02/2011	---	---	---	---	---	---	---	---	---	---	1,113.60	0.080	0.080	3763
100,793,572	0.300	---	---	---	16/07/2009	11/02/2016	5110	TELETIPOS SA (CR)	0.060	---	0.060	07/03/2016	---	---	---	---	5@0.048	---	---	---	---	---	6,047.61	0.060	0.060	5553
510,840	1.00	---	---	---	15/07/2008	21/11/2013	5036	TROPEA HOLDING (CR)	2.00	---	0.020	# 30/03/2012	---	---	---	---	---	---	---	---	---	---	1,021.68	2.00	2.00	3722

Shares' Notes

Code	Note text
()	- Adjusted dividends.
*	- Last adjusted closing price.
[1]	- Net dividends.
[2]	- The "Date of Last Coupon" for New listings refers to the date company's stocks started to trade in Athex
[3]	- The Company Market Value is referred to the number of outstanding shares
[4]	- Sectors codification can be found in Appendix A
[5]	- The Market Value refers to the total number of shares listed (including their several classes) in the exchange by the company.
[6]	- P/E greater than 100
[7]	- Last view of the Order Book before the end of the trading session
[8]	- All Blocks Methods' Transactions Value are included.
4446	- Transfer to the "Under Supervision" Category as of 20/10/2008.
4576	- Suspension of trading as of 14/7/2009.
4690	- Transfer to Surveillance category as of 4/4/2006.
4726	- Suspension of trading as of 1/3/2011.
4750	- Transfer to the "Under Surveillance Category" from 8/4/2011.
4795	- The final gross (pre-tax) dividend is € 0.30 per share and subject to withholding tax on the full dividend amount, i.e. 0,45 per share, for those shareholders liable to withholding tax, in accordance with the applicable tax law provisions.
4814	- Transfer to the Low Dispersion Category as of 30/5/2011.
4815	- Transfer to the Low Dispersion Category as of 30/5/2011.
4817	- Transfer to the Low Dispersion Category as of 30/5/2011.
4822	- Transfer to the Low Dispersion category as of 30/5/2011.
4823	- Transfer to the Low Dispersion category as of 4/4/2006.
4827	- Transfer to the Low Dispersion category as of 5/5/2010.
4865	- Suspension of trading as of 2/4/2012.
4882	- Transfer to the Surveillance Category as of 10/4/2012.
4887	- Transfer to the Surveillance Category as of 10/4/2012.
4888	- Transfer to the Surveillance Category as of 10/4/2012.
4912	- Transfer to the Surveillance Category as of 31/7/2012.
4913	- Suspension of trading as of 30/8/2012.
4914	- Suspension of trading as of 31/8/2012.
4918	- Suspension of trading as of 31/8/2012.
4937	- Transfer to the UNDER DELETION category as of 30/11/2012.
4938	- Transfer to the UNDER DELETION category as of 30/11/2012.
4939	- Suspension of trading as of 30/11/2012.
4955	- Transfer to the Surveillance Category as from 5/4/2013.
4956	- Transfer to the Surveillance Category as from 5/4/2013.
4957	- Transfer to the Surveillance Category as from 5/4/2013.
4958	- Transfer to the Surveillance Category as from 5/4/2013.
4959	- Transfer to the Surveillance Category as from 5/4/2013.
4977	- Transfer to the "Under Surveillance Category" from 11/6/2013.
4982	- Suspension of trading as of 1/12/2011.
4983	- Transfer to the Surveillance Category as of 5/4/2013.
4985	- Transfer to the "Under Surveillance Category" from 8/4/2011.
4997	- Transfer to the Under Supervision Category as of 21/12/2009. - The 6,870,053 new (CB) shares, resulting from the recent share capital increase through a rights issue, are not yet admitted to trading on the ATHEX.
5002	- Suspension of trading as of 30/08/2013.
5003	- Suspension of trading as of 30/08/2013.
5004	- Suspension of trading as of 30/08/2013.
5007	- Transfer to the Surveillance category, as of 11/10/2013.
5031	- The 612,300 new (CR) shares, resulting from the recent share capital increase through a rights issue, are not yet admitted to trading on the ATHEX.
5036	- The company's share is under suspension of trading as of 2/4/2012. During suspension, the company proceeded and concluded a share reverse split, according to which - after the conclusion of the corporate action - the total number of the company's shares, as well as, the last closing price of 30/03/2012 were adjusted.
5046	- Transfer to the Low Dispersion category as of 8/4/2011.

Shares' Notes

Code	Note text
5049	- Under suspension of trading as of 1/4/2014.
5057	- Transfer to the Surveillance Category as of 29/12/2011.
5058	- Transfer to the Surveillance Category as of 29/12/2011.
5062	- Transfer to the UNDER DELETION category as of 4/6/2014.
5080	- Suspension of trading as of 6/9/2011.
5087	- Suspension of trading as of 1/4/2015.
5089	- Transfer to the Surveillance Category as of 8/4/2015.
5092	- Transfer to the UNDER DELETION category as of 8/4/2015.
5093	- Transfer to the Surveillance Category as of 8/4/2015.
5094	- Transfer to the Surveillance Category as of 8/4/2015.
5095	- Transfer to the Surveillance Category as from 9/4/2015.
5098	- Suspension of trading as of 2/6/2015.
5099	- Suspension of trading as of 3/6/2015.
5101	- Suspension of trading as of 1/9/2015.
5104	- Transfer to the "Low Dispersion" Category as of 31/10/2014. Change of the company name from "MIG REAL ESTATE R.E.I.C." to "NBG PANGAEA R.E.I.C." as of 30/12/2015.
5109	- Suspension of trading as of 01/03/2016.
5110	- Suspension of trading as of 08/03/2016.
5111	- Transfer to the Under Deletion Category as of 15/04/2016.
5112	- Transfer to the Surveillance Category as of 15/04/2016.
5113	- Transfer to the Surveillance Category as of 15/04/2016.
5114	- Transfer to the Surveillance Category as of 15/04/2016.
5115	- Transfer to the Surveillance Category as of 15/04/2016.
5116	- Transfer to the Low Dispersion Category as of 20/4/2016.
5118	- Transfer to the Surveillance Category as of 25/11/2011. Issue of a Convertible Bond Loan in progress through a rights issue. Rights' trading period on ATHEX: 22/09/2016 - 03/10/2016, pre-emption rights' subscription period: 22/09/2016 - 06/10/2016.
5123	- Transfer to the Surveillance Category as of 10/4/2014.
5124	- The 30,874,635 new (CR) shares, resulting from the recent share capital increase through a rights issue, are not yet admitted to trading on the ATHEX.
5127	- Transfer to the Low Dispersion Category as of 03/03/2017.
5128	- Transfer to the Low Dispersion Category as of 24/03/2017.
5129	- Suspension of trading as of 04/04/2017.
5130	- Suspension of trading as of 18/04/2017.
5131	- Suspension of trading as of 21/04/2017.
5135	- Suspension of trading as of 28/04/2017.
5136	- Suspension of trading as of 02/05/2017.
5137	- Suspension of trading as of 02/05/2017.
5140	- Transfer to the Surveillance Category as of 10/05/2017.
5141	- Transfer to the Surveillance Category as of 10/05/2017.
5142	- Transfer to the Under Deletion Category as of 10/05/2017.
5143	- Transfer to the Under Deletion Category as of 10/05/2017.
5144	- Transfer to the Under Deletion Category as of 10/05/2017.
5145	- Transfer to the Under Deletion Category as of 10/05/2017.
5146	- Transfer to the Surveillance Category as of 10/4/2012. The 77,573,688 new (CR) shares, resulting from the recent share capital increase through a rights issue, are not yet admitted to trading on the ATHEX.

Securities Blocks Details

Securities	Block Volume	Price	Block Trade Value	Time of approval	Note
FOURLIS (CR)	45,055	5.88	264,923.40	11:57:38	20
ALPHA BANK (CR)	557,000	2.12	1,178,055.00	13:57:25	20
MOTOR OIL (CR)	22,708	19.27	437,583.16	15:45:08	20
OTE (CR)	100,000	10.81	1,081,000.00	15:57:36	20
FOLLI FOLLIE (CR)	15,000	20.70	310,500.00	16:29:07	20
OTE (CR)	42,000	10.80	453,600.00	17:17:44	20
MOTOR OIL (CR)	60,996	19.20	1,171,123.20	17:19:10	20

Blocks Notes

- 9 - Method 6-1 / Special Fees
- 10 - Method 6-1 / Special Fees, SDS
- 14 - Method 6-3 / Settlement, Incomplete Buy and Sell
- 18 - Method 6-2 / SPOT 1
- 19 - Method 6-2 / SPOT 2
- 20 - Method 6-1 and Method 6-1 Same Day Settlement
- 21 - Other Pre-agreed

Shares Rights Details

Occured date	Exercise from	Exercise until	Trading until	Rights	Price min	Price max	Closing price	Last Bid	Last Ask	Volume	Trades	Transactions Value
--------------	---------------	----------------	---------------	--------	-----------	-----------	---------------	----------	----------	--------	--------	--------------------

No Rights Transactions.

Shares Forced Sales

Securities	Transaction s Volume	Number of Trades	Transactions Value	Note
------------	-------------------------	---------------------	-----------------------	------

No Forced Transactions.

Forced Sales Notes

- 1 - Normal Forced Sale.
- 2 - Forced Sales of Fixed Registered Shares.
- 3 - Forced Sales of Remaining Stock Fractions.

Forced Sales Registered Shares

Securities	Start Date	End Date	Initial Volume	Remaining Volume	Date	Avg price (day)	Avg price (period)	Number of Trades	Transactions Volume	Transactions Value
------------	------------	----------	----------------	------------------	------	-----------------	--------------------	------------------	---------------------	--------------------

No Fixed Registered Shares Forced Sales.

Forced Sales Notes

According to Decision 1/380/04.05.2008 of the Hellenic Republic Capital Market Commission, the certificated registered shares that have not been deposited to the issuer for dematerialisation, will be auctioned in the Athens Exchange by the supervising issuer. Forced sales procedure is held according to Article 99A of the Athens Exchange Rulebook. The average price of the period is calculated by dividing the Total transactions value by the Total volume and includes all the transactions made until the current date.

Exchange Traded Funds (ETFs) Characteristics

	Transactions Date (T)	Creation / Redemption	Units (T-1)	New Units (T-1)	Redemptio n Units (T-	Units (T) [1]	Fund Assets [2]	Net Unit Price	Dividen d per	Dividend Date
ALPHA ETF FTSE Athex Large Cap	23/06/2017	5,000	619,082	---	---	619,082	13,310,480.00	21.5003	0.37	30/06/2016

ETFs Notes

[1] - Units (T) = Units (T-1) + New Units (T-1) - Redemption Units (T-1)

[2] - The Creation / Redemption Units of T-1 are included.

Convertible Corporate Bonds - Regulated Market

Num Listed Bonds	Nominal price	Issue price	Today's Rate	Exp. Date	Duration (years)	Note	Coupon		Trading	Corporate Bonds	Price min	Price max	Closing price	Previous closing price/date	Volume	Transactions Value	Last order		ear min	Year max	
							Common	Preferred									Price	Buy / Sell			Date
233,748,933	0.30	0.30	1.00	11/10/2025	9	---	3	---	1	FORTHNET S.A. (Convertible)	---	---	---	---	---	---	0.2000	B	10/05/2017	100.0000	100.0000
1,774,359	13.76	9.77	0.00	21/10/2025	18	---	26	---	1	NIREUS S.A. (Convertible)	---	---	---	89.1000 20/06/2017	---	---	10.0150	B	23/06/2017	89.1000	99.0000
212,237,880	1.00	1.00	6.30	29/07/2020	7	---	16	---	1	MARFIN INVESTMENT GROUP S.A. SERIES B (Convert.)	---	---	---	0.9000 10/04/2017	---	---	1.0100	B	23/06/2017	0.8500	0.9000
163,009,139	1.00	1.00	7.00	29/07/2019	6	---	16	---	1	MARFIN INVESTMENT GROUP S.A. SERIES A (Convert.)	---	---	---	1.0000 23/08/2013	---	---	1.0100	B	23/06/2017	1.0000	1.0000

Corporate Bonds Notes

Transactions Volume = (Pieces) * (Nominal Price). Transactions Value = (Pieces) * (Nominal Price) * (price %) + (Accrued interest).

The price of a Bond is stated as a percentage (%) of Bond's Nominal Price.

Nominal Price in Euros (€), except if it is noted differently.

Non Convertible Corporate Bonds - Regulated Market

Num Listed Bonds	Nominal price	Issue price	Today's Rate	Exp. Date	Duration (years)	Note	Coupon		Trading	Corporate Bonds	Accrued Int.	Yield.T.Mat	Price min	Price max	Closing price	Previous closing price/date	Volume	Transactions Value	Last order			ear min	Year max	
							Common	Preferred											Price	Buy / Sell	Date			
50,000	1,000.00	1,000.00	4.25	20/06/2022	5	---	1	---	1	SYSTEMS SUNLIGHT S.A. (Non Convertible)	0.8264	4.0820	100.7000	100.8500	100.7000	100.5500	22/06/2017	165,000	166,403.26	100.5000	B	23/06/2017	100.0100	101.3500
200,000	1,000.00	1,000.00	3.50	21/03/2022	5	---	1	---	1	O.P.A.P. S.A. (Non Convertible)	9.5278	3.1520	101.2000	101.3500	101.3350	101.2500	22/06/2017	109,000	111,445.53	101.3500	B	23/06/2017	100.2800	102.0000
40,000,000	1.00	1.00	5.00	04/10/2021	5	---	3	---	1	HOUSEMARKET S.A. (Non Convertible)	0.0117	4.4010	101.6000	101.6000	101.6000	101.6000	22/06/2017	70,700	72,656.06	101.2000	B	23/06/2017	100.1895	102.7000

Corporate Bonds Notes

Transactions Volume = (Pieces) * (Nominal Price). Transactions Value = (Pieces) * (Nominal Price) * (price %) + (Accrued interest).

The price of a Bond is stated as a percentage (%) of Bond's Nominal Price.

Nominal Price in Euros (€), except if it is noted differently.

Government Bonds

Number Listed Bonds	Nominal price	Today's Rate	Accrued Interest Calc	Exp. Date [1]	Duration (years)	Note	Coupons Date	Curr. coupon value	Trading Unit	Government Bonds	Price min	Price max	Closing price	Previous closing price/date	Volume	Transactions Value	Price	Last order Buy / Sell	Date
1,792,455,803	1.00	3.00	Actual/Actual	24/02/2023	11	---	24/02	3.00	1	GGB-FXD-240223-11Y-2.000-1.00	---	---	---	10.0000 22/06/2015	---	---	---	---	---
1,771,485,249	1.00	3.00	Actual/Actual	24/02/2024	12	---	24/02	3.00	1	GGB-FXD-240224-12Y-2.000-1.00	---	---	---	10.0000 22/06/2015	---	---	---	---	---
1,744,316,583	1.00	3.00	Actual/Actual	24/02/2025	13	---	24/02	3.00	1	GGB-FXD-240225-13Y-2.000-1.00	---	---	---	10.0000 22/06/2015	---	---	---	---	---
1,498,761,836	1.00	3.00	Actual/Actual	24/02/2026	14	---	24/02	3.00	1	GGB-FXD-240226-14Y-2.000-1.00	---	---	---	10.0000 22/06/2015	---	---	---	---	---
1,469,952,920	1.00	3.00	Actual/Actual	24/02/2027	15	---	24/02	3.00	1	GGB-FXD-240227-15Y-2.000-1.00	---	---	---	10.0000 22/06/2015	---	---	---	---	---
1,525,434,082	1.00	3.00	Actual/Actual	24/02/2028	16	---	24/02	3.00	1	GGB-FXD-240228-16Y-2.000-1.00	---	---	---	10.0000 22/06/2015	---	---	---	---	---
1,503,860,546	1.00	3.00	Actual/Actual	24/02/2029	17	---	24/02	3.00	1	GGB-FXD-240229-17Y-2.000-1.00	---	---	---	10.0000 22/06/2015	---	---	---	---	---
1,435,418,132	1.00	3.00	Actual/Actual	24/02/2030	18	---	24/02	3.00	1	GGB-FXD-240230-18Y-2.000-1.00	---	---	---	10.0000 22/06/2015	---	---	---	---	---
1,368,045,727	1.00	3.00	Actual/Actual	24/02/2031	19	---	24/02	3.00	1	GGB-FXD-240231-19Y-2.000-1.00	---	---	---	10.0000 22/06/2015	---	---	---	---	---
1,373,758,194	1.00	3.00	Actual/Actual	24/02/2032	20	---	24/02	3.00	1	GGB-FXD-240232-20Y-2.000-1.00	---	---	---	10.0000 22/06/2015	---	---	---	---	---
1,452,639,893	1.00	3.00	Actual/Actual	24/02/2033	21	---	24/02	3.00	1	GGB-FXD-240233-21Y-2.000-1.00	---	---	---	10.0000 22/06/2015	---	---	---	---	---
1,410,344,954	1.00	3.00	Actual/Actual	24/02/2034	22	---	24/02	3.00	1	GGB-FXD-240234-22Y-2.000-1.00	---	---	---	10.0000 22/06/2015	---	---	---	---	---
1,444,202,190	1.00	3.00	Actual/Actual	24/02/2035	23	---	24/02	3.00	1	GGB-FXD-240235-23Y-2.000-1.00	---	---	---	10.0000 22/06/2015	---	---	---	---	---
1,505,138,031	1.00	3.00	Actual/Actual	24/02/2036	24	---	24/02	3.00	1	GGB-FXD-240236-24Y-2.000-1.00	---	---	---	10.0000 22/06/2015	---	---	---	---	---
1,396,254,095	1.00	3.00	Actual/Actual	24/02/2037	25	---	24/02	3.00	1	GGB-FXD-240237-25Y-2.000-1.00	---	---	---	10.0000 22/06/2015	---	---	---	---	---
1,382,167,704	1.00	3.00	Actual/Actual	24/02/2038	26	---	24/02	3.00	1	GGB-FXD-240238-26Y-2.000-1.00	---	---	---	10.0000 22/06/2015	---	---	---	---	---
1,337,331,257	1.00	3.00	Actual/Actual	24/02/2039	27	---	24/02	3.00	1	GGB-FXD-240239-27Y-2.000-1.00	---	---	---	10.0000 22/06/2015	---	---	---	---	---
1,371,908,706	1.00	3.00	Actual/Actual	24/02/2040	28	---	24/02	3.00	1	GGB-FXD-240240-28Y-2.000-1.00	---	---	---	10.0000 22/06/2015	---	---	---	---	---
1,360,659,778	1.00	3.00	Actual/Actual	24/02/2041	29	---	24/02	3.00	1	GGB-FXD-240241-29Y-2.000-1.00	---	---	---	10.0000 22/06/2015	---	---	---	---	---
1,432,747,403	1.00	3.00	Actual/Actual	24/02/2042	30	---	24/02	3.00	1	GGB-FXD-240242-30Y-2.000-1.00	---	---	---	10.0000 22/06/2015	---	---	---	---	---
742,153	1,000.00	0.93	FLR Actual/360	10/08/2019	5	---	10/02 - 10/08	---	1	GGB-FLT-100819-05Y-0.934-1.000	---	---	---	---	---	---	---	---	---
4,030,827	1,000.00	4.75	Actual/Actual	17/04/2019	5	---	17/04	4.75	1	GGB-FXD-170419-05Y-4.750-1.000	---	---	---	---	---	---	---	---	---
2,089,066	1,000.00	3.38	Actual/Actual	17/07/2017	3	---	17/07	3.38	1	GGB-FXD-170717-03Y-3.375-1.000	---	---	---	---	---	---	---	---	---

Government Bonds Notes

Transactions Volume = (Pieces) * (Nominal Price). Transactions Value = (Pieces) * (Nominal Price) * (price %) + (Accrued interest).

The Value of current coupon for the issues with NV 0.01 euro refers to NV 100 euros

FLR: Floating Interest Rate.

[1] - The Expiration Date of the interest bearing period and the Date for coupon payment.

Bonds in Circulation	Currency / Min nominal traded Value	Coupons Payment Date	Current Coupon Value	Note	Coupon	Trading Unit	Issue Date	Duration (years)	Today's Interest	A.I.C in days	Bonds	Last price of previous days		Last Outcry in Cash (euro)			Trades in Pieces	Life min	Life Max
												Price	05/02/1996	Buy / Sell	Date				
Corporate Bonds in Foreign Currency and Euro																			
103,746	GBP / 10	01/12	0.25	---	58	1	01/12/1930	98	2.5	360	National Mortgage Bank	2.27	05/02/1996	2.27	S	05/02/1996	---	2.27	2.27
0	GBP / 10	01/12	0.25	---	60	1	01/12/1928	100	2.5	360	National Mortgage Bank	---	---	---	---	---	---	---	---

Government Bonds Notes

A.I.C: Accrued Interest Calculation base.

FLR: Floating Interest Rate.

The minimum tradeable Nominal Value for all Demeterialised Government Titles is 100 Euros.

(μτφρ-0)

Athex & ATHEXClear Members List

Member Name	Stock Market			Derivatives Market		ATHEXClear Member				
	Address	Phone	Fax	Market Member	Remote Member	Market Maker	Proprietary	Market Maker	General Clearing	Direct Clearing
A. SARRIS SECURITIES S.A.				a						
6, DRAGATSANIOU ATHINA	+30 2103367700	210-3312324								
ALPHA FINANCE INVESTMENT SERVICES S.A.				a		a	a	a		a
5, MERLIN ATHINA	+30 2103677400	210-33311193								
ALPHA BANK A.E.									a	
40, STADIOU STR ATHINA	(210)-3260000	(210)-3264116								
	(210)-3265546	(210)-3265811								
103, AVE. ATHINON ATHINA	+30 2103436820	210-3436270								
ARGUS STOCKBROKERS LTD				a	a		a			
25, DIMOSTHENI SEVERI AVE NICOSIA	+357 22717000	0035722717070								
ATLANTIC SECURITIES LIMITED				a	a					
37, PRODROMOU NICOSIA	+357 22445400	00357 22661914								
ATLAS SECURITIES S.A.				a			a			
, 125 MICHALAKOPOULOU & 14-16 VERVENON ATHINA	+30 2103363300	210-3238925								
ATTICA BANK S.A.									a	
54, AKADIMIAS STR. ATHINA	(210)-3390757	(210)-3646090								
23, OMIROU ATHINA	+30 2103669261	210-3669265								
23, OMIROU STR. ATHINA	(210)-3669000	(210)-3669410								
AXIA VENTURES GROUP LTD				a	a					
, KRANIDIOTI 10, OFFICE 102 NICOSIA	+357 22742000	357 22742001								
AXON SECURITIES S.A.				a			a			
48, STADIOU ATHINA	+30 2103363800	210-3243903								
BANK OF AMERICA MERRILL LYNCH				a	a					
2, KING EDWARD STREET LONDON	+44 20276281000									
BETA SECURITIES S.A.				a		a	a			a
29, ALEXANDRAS AVEN. & VRAILA ATHINA	+30 2106478900	210-6410139								
BNP PARIBAS SECURITIES SERVICES S.A.									a	
2, LAMPSAKOU ATHINA	+30 2107468500	210-7468579-581								
CAPITAL SECURITIES S.A.				a			a			
58, MITROPOLEOS ATHINA	+30 2103369700	+30 210 3369820								
CFS SECURITIES-INVESTMENT SERVICES S.A.				a						
3, PAPARRIGOPOULOU ATHINA	+30 2103360800	+30 210-3360980								
CITIGROUP GLOBAL MARKET LTD				a	a					
1, CITIGROUP CENTER, CANADA SQ., CANARY WHARF LONDON	+44 02079864000									
CREDIT SUISSE SECURITIES (EUROPE) LIMITED				a	a					
, ONE CABOT SQUARE LONDON	+44 2078888888									
CYCLOS SECURITIES S.A.				a			a			a
39, PANEPISTIMIOU ATHINA	+30 2103364300	+30 210-3239122								
D.A. TSEKOURAS SEC. S.A.				a						
33, STADIOU ATHINA	+30 2103245100	210-3211997								
DELTASTOCK AD										a
115, MEGAPARK OFFICE BUILDING, OFFICE AREA E, G TSARIGRADSKO BULVARA	+359 28115051	+359 28115049								
DEUTSCHE BANK S.A.				a	a		a			
1, GREAT WINCHESTER STREET LONDON	+44 20 754 54209	00441133361437								
DYNAMIC SECURITIES S.A.				a			a			a
8, OMIROU ATHINA	+30 2103677700	210-3677777								
EL. PETROPOULAKIS SECURITIES S.A.				a			a			
9, ARISTEIDOU ATHINA	+30 2103213928	+30 210-3216810								
ESTINVEST S.A.										a
9, TH REPUBLICII STREET FOCSANI	+40 237238900	+40 237237471								
EUROBANK ERGASIAS S.A.									a	
8, OTHONOS ATHINA	+30 2103337000	210-3245916								
8, OTHONOS STR. ATHINA	(210)-3337969	(210)-3245916								
	(210)-3337000	(210)-3233866								
EUROBANK SECURITIES INVESTMENT FIRM S.A				a		a	a	a		a
, FILELLINON 10 & XENOFONTOS 13 ATHINA	+30 2103720000	210-3720001								
EUROCORP SECURITIES S.A.				a			a			a
14, SQ.FILIKIS ETAIRIAS ATHINA	+30 2107263500	210-7263666								
EUOTRUST BROKERAGE S.A.				a						
113, SEVASTOUPOLEOS ATHINA	+30 2103363100	+30 210-3238334								
EUROXX SECURITIES S.A.				a		a	a	a		a
7, PALAIOLOGOU CHALANDRI	(210)-6879400	(210)-6879401								
7, PALEOLOGOU CHALANDRI	+30 2106879400	210-6879401								

Athex & ATHEXClear Members List

Member Name	Stock Market			Derivatives Market		ATHEXClear Member				
	Address	Phone	Fax	Market Member	Remote Member	Market Maker	Proprietary	Market Maker	General Clearing	Direct Clearing
G. A. PERVANAS SECURITIES-INVESTMENT SERVICES CO S.A.				a						
7-9, SOFOKLEOUS ATHINA	+30 2103727200	210-3210-291								
GLOBAL CAPITAL SECURITIES AND FINANCIAL SERVICES LTD				a	a					
50, AVE. ARCHIEPISKOPOU MAKARIOU NICOSIA	+357 22710710	357 22339332								
GUARDIAN TRUST SECURITIES S.A				a			a			
31, ERMOU ATHINA	+30 2103378700	210-3220498								
HELLENIC BANK (INVESTMENTS) LTD					a					
, AVE. KYRIAKOU MATSI 31 - PO BOX 24747 NICOSIA	+357 22500100	357 22500110								
HELLENICAMERICAN SEC. S.A.				a		a	a			a
27, ANDREA PAPANDEOU ATHINA	+30 2103311100	+30 210-3215968								
HSBC BANK PLC									a	
109-111, AVE. MESOGION ATHINA	+30 2106960000	210-6928000								
INDEX SECURITIES S.A.				a						
6, DRAGATSANIOU ATHINA	+30 2103213920	+30 210-3213216								
INTERFINBROK CORPORATION S.A.										a
1, STR.CALARASI NR. CONSTANTA	+40 241639071	0241-547829								
INVESTMENT BANK OF GREECE S.A.				a		a	a	a	a	
32 , EGIALIAS & PARADISOU MAROUSI	+30 2108173111	+30 210-6896325								
J. CHR. MAVRIKIS SECURITIES S.A.				a						
5, SOFOKLEOUS ATHINA	+30 2103216730	210-3217767								
KAPPA SECURITIES S.A.				a			a			
15, VALAORITOU ATHINA	+30 2103678600	+30 210-3641002								
KARAMANOF SECURITIES-INV. SERVICES S.A.				a			a			
2, SQ. AGION THEODORON ATHINA	+30 2103212947	+30 210-3217088								
LAIKI FINANCIAL SERVICES LTD					a					
26, AVE. VYRONOS NICOSIA	357 22367367	357 22718567								
LEON DEPOLAS SECURITIES S.A.				a		a	a			
1, CHRISTOU LADA ATHINA	+30 2103213276	+30 210-3211618								
MAGNA TRUST SECURITIES S.A				a						
12-14, KARAGIORGI SERBIAS ATHINA	+30 2103800820	210-3220910								
MEGA EQUITY SECURITIES & FINANCIAL SERVICES PUBLIC LTD				a	a		a			
42-44, AVE. GRIVA DIGENI NICOSIA	+357 22711711	357 22711811								
MERIT SECURITIES S.A				a		a	a			a
3, GEORGIU SOURI ATHINA	2103671800	210-3671830								
MIDAS BROKERAGE S.A.				a		a				
5, SOFOKLEOUS ATHINA	+30 2141008800	+30 210-3253205								
N. CHRYSOCHOIDIS STOCK BROKERAGE I.S.S.A.				a			a			a
7-9, SOFOKLEOUS ATHINA	+30 2103213913	+30 210-3216115								
NATIONAL BANK OF GREECE S.A.				a		a	a		a	
86, AIOLOU STR. ATHINA	(210)-3341000	(210)-3228187								
68, AKADIMIAS STR. ATHINA	(210)-3328817	(210)-3328678								
NATIONAL SECURITIES S.A				a		a	a	a		
66, KIFISIAS AVE , BUILDING A ATHINA	+30 2107720000	+30 210-7720002								
NUNTIUS SECURITIES S.A				a						
6, DRAGATSANIOU ATHINA	+30 2103350599	+30210-3254846								
ONE PLUS CAPITAL LIMITED				a	a					
, 75 PRODROMOU AVENUE, ONEWORLD PARKVIEW HOUSE, 3RD FLOOR, Nicosia	+357 22873760									
PANTELAKIS SECURITIES S.A.				a			a	a		
57, ETHNIKIS ANTISTASIS B CHALANDRI	+30 2106965000	210-6929550								
PEGASUS SECURITIES S.A				a			a			
17 , VALAORITOU & AMERIKIS ATHINA	+30 2103670700	+30 210-3670760								
PIRAEUS BANK S.A.				a			a		a	
4, AMERIKIS STR. ATHINA	(210)-3335000	(210)-3335079								
4, AMERIKIS STR ATHINA	(210)-3335918	(210)-3254207								
4, AMERIKIS ATHINA	+30 2103335000	210-3335079								
PIRAEUS SECURITIES S.A.				a		a	a	a		a
5, KORAI ATHINA	+30 2103354100	210-3354170								
PRELIUM SECURITIES-INVESTMENT SERVICES S.A.				a			a			
1 , DAVAKI & KIFISIAS AVE. ATHINA	+30 2103677000	+30 210-6926403								
PROCHOICE SECURITIES LTD				a	a					
57, SPYROU KYPRIANOY NICOSIA	+357-24-661192	+357-24-662464								
SHARELINK SECURITIES-FINANCIAL SERVICES LTD				a	a		a			
6 , THEOTOKI MEGARO ELLINA NICOSIA	+357 22554200	+357 22750852								

Athex & ATHEXCclear Members List

Member Name				Stock Market			Derivatives Market		ATHEXCclear Member	
	Address	Phone	Fax	Market Member	Remote Member	Market Maker	Proprietary	Market Maker	General Clearing	Direct Clearing
SOCIETE GENERALE S.A.										
, 17 COURS VALMY 92987 PUTEAUX - LA DEFENSE PARIS	+33 157290504	+33142138697	a	a		a				
SOLIDUS SECURITIES S.A										
64, LOUIZIS RIANCOUR ATHINA	+30 2106900600	210-6985421	a			a				a
SSIF VIENNA INVESTMENT TRUST S.A.										
, 4 SPLAIUL UNIRII, BUILDING B3 BUCHAREST	+40 212074880	004 021 207 48 98								a
ST. EM. LAVRENTAKIS SECURITIES S.A.										
7-9, SOFOKLEOUS ATHINA	+30 2103213336	+30 210-3246572	a			a				
THE CYPRUS INVESTMENT & SECURITIES CORPORATION LTD										
154, LIMASSOL AVENUE, STROVOLOS NICOSIA	+357 22121700	357 22338800	a	a						
UBS LIMITED										
1, FINSBURY AVENUE LONDON	+44 2075687135		a	a						

List of Stocks under Market Making operations

Securities	Stock Category
Market Maker	Start Market Making
ALPHA BANK (CR)	Main Market
ALPHA FINANCE INVESTMENT SERVICES S.A.	29/02/2016
EUROBANK SECURITIES INVESTMENT FIRM S.A	24/10/2012
LEON DEPOLAS SECURITIES S.A.	04/01/2016
MERIT SECURITIES S.A	03/09/2013
MIDAS BROKERAGE S.A.	11/01/2006
NATIONAL SECURITIES S.A	15/01/2013
PIRAEUS SECURITIES S.A.	28/05/2013
ALUMIL (CR)	Main Market
BETA SECURITIES S.A.	18/07/2013
ATTICA BANK S.A. (CR)	Main Market
BETA SECURITIES S.A.	02/06/2014
EUROXX SECURITIES S.A.	22/01/2016
BYTE COMPUTER SA (CR)	Main Market
MERIT SECURITIES S.A	04/08/2013
CC HBC AG (CR)	Main Market
EUROBANK SECURITIES INVESTMENT FIRM S.A	23/10/2013
NATIONAL SECURITIES S.A	29/04/2013
PIRAEUS SECURITIES S.A.	04/05/2015
CENERGY HOLDINGS (CB)	Main Market
ALPHA FINANCE INVESTMENT SERVICES S.A.	02/01/2017
EUROBANK SECURITIES INVESTMENT FIRM S.A	02/01/2017
ELASTRON (CR)	Main Market
LEON DEPOLAS SECURITIES S.A.	20/02/2017
ELLAKTOR (CR)	Main Market
EUROBANK SECURITIES INVESTMENT FIRM S.A	01/06/2013
NATIONAL SECURITIES S.A	25/06/2013
ELTON SA (CR)	Main Market
BETA SECURITIES S.A.	03/09/2013
EUROBANK ERGASIAS (CR)	Main Market
ALPHA FINANCE INVESTMENT SERVICES S.A.	08/01/2013
EUROBANK SECURITIES INVESTMENT FIRM S.A	01/06/2013
HELLENICAMERICAN SEC. S.A.	25/07/2014
MIDAS BROKERAGE S.A.	07/01/2016
PIRAEUS SECURITIES S.A.	28/09/2013
FOLLI FOLLIE (CR)	Main Market
NATIONAL SECURITIES S.A	17/02/2014
PIRAEUS SECURITIES S.A.	04/05/2015
FOURLIS (CR)	Main Market
EUROBANK SECURITIES INVESTMENT FIRM S.A	01/12/2016
EUROXX SECURITIES S.A.	01/12/2016
PIRAEUS SECURITIES S.A.	06/03/2017
GEK TERNA (CR)	Main Market
HELLENICAMERICAN SEC. S.A.	07/09/2015
GR. SARANTIS SA (CR)	Main Market
ALPHA FINANCE INVESTMENT SERVICES S.A.	19/06/2017
BETA SECURITIES S.A.	14/05/2013
EUROBANK SECURITIES INVESTMENT FIRM S.A	24/10/2016
HELLENIC EXCHANGES-A.S.E. (CR)	Main Market
EUROBANK SECURITIES INVESTMENT FIRM S.A	01/06/2013
HELLENICAMERICAN SEC. S.A.	01/09/2014
NATIONAL SECURITIES S.A	25/06/2013
PIRAEUS SECURITIES S.A.	04/05/2015
HELLENIC PETROLEUM (CR)	Main Market
HELLENICAMERICAN SEC. S.A.	14/09/2015
PIRAEUS SECURITIES S.A.	20/03/2017
HYGEIA SA (CR)	Main Market
HELLENICAMERICAN SEC. S.A.	18/04/2016
INTERCONTINENTAL (CR)	Main Market
EUROXX SECURITIES S.A.	20/02/2017
INTRACOM HOLDINGS (CR)	Main Market
HELLENICAMERICAN SEC. S.A.	07/09/2015
INTRALOT (CR)	Main Market
BETA SECURITIES S.A.	10/04/2017
EUROXX SECURITIES S.A.	12/06/2017
PIRAEUS SECURITIES S.A.	28/09/2013
J & P - AVAX SA (CR)	Main Market
EUROBANK SECURITIES INVESTMENT FIRM S.A	14/12/2015

List of Stocks under Market Making operations

Securities	Stock Category
Market Maker	Start Market Making
JUMBO SA (CR)	Main Market
MIDAS BROKERAGE S.A.	27/07/2016
PIRAEUS SECURITIES S.A.	06/03/2017
KLOUKINAS - LAPPAS SA (CR)	Main Market
BETA SECURITIES S.A.	22/09/2014
KRI-KRI S.A. (CR)	Main Market
LEON DEPOLAS SECURITIES S.A.	16/01/2017
LAMDA DEVELOPMENT SA (CR)	Main Market
EUROBANK SECURITIES INVESTMENT FIRM S.A	08/12/2014
LAMPSPA HOTEL SA (CR)	Main Market
LEON DEPOLAS SECURITIES S.A.	16/01/2017
MARFIN INVESTMENT GROUP (CR)	Main Market
HELLENICAMERICAN SEC. S.A.	25/07/2014
LEON DEPOLAS SECURITIES S.A.	20/02/2017
PIRAEUS SECURITIES S.A.	02/02/2013
MLS MULTIMEDIA SA (CR)	Main Market
HELLENICAMERICAN SEC. S.A.	07/12/2015
MOTOR OIL (CR)	Main Market
EUROBANK SECURITIES INVESTMENT FIRM S.A	23/10/2012
HELLENICAMERICAN SEC. S.A.	01/09/2014
NATIONAL SECURITIES S.A	17/02/2014
PIRAEUS SECURITIES S.A.	04/05/2015
MYTILINEOS HOLDINGS (CR)	Main Market
NATIONAL SECURITIES S.A	25/06/2013
PIRAEUS SECURITIES S.A.	04/05/2015
NATIONAL BANK (CR)	Main Market
ALPHA FINANCE INVESTMENT SERVICES S.A.	08/01/2013
EUROBANK SECURITIES INVESTMENT FIRM S.A	24/10/2012
HELLENICAMERICAN SEC. S.A.	25/07/2014
LEON DEPOLAS SECURITIES S.A.	20/04/2015
MERIT SECURITIES S.A	03/09/2013
MIDAS BROKERAGE S.A.	07/01/2016
NATIONAL SECURITIES S.A	28/02/2013
PIRAEUS SECURITIES S.A.	08/09/2013
OPAP (CR)	Main Market
ALPHA FINANCE INVESTMENT SERVICES S.A.	08/01/2013
EUROBANK SECURITIES INVESTMENT FIRM S.A	24/10/2012
HELLENICAMERICAN SEC. S.A.	25/07/2014
MERIT SECURITIES S.A	20/03/2017
MIDAS BROKERAGE S.A.	04/04/2016
NATIONAL SECURITIES S.A	15/01/2013
PIRAEUS SECURITIES S.A.	04/05/2015
OTE (CR)	Main Market
ALPHA FINANCE INVESTMENT SERVICES S.A.	08/01/2013
EUROBANK SECURITIES INVESTMENT FIRM S.A	24/10/2012
HELLENICAMERICAN SEC. S.A.	25/07/2014
MERIT SECURITIES S.A	20/03/2017
MIDAS BROKERAGE S.A.	01/10/2015
NATIONAL SECURITIES S.A	01/12/2012
PIRAEUS SECURITIES S.A.	08/09/2013
PAPOUTSANIS (CR)	Main Market
BETA SECURITIES S.A.	25/11/2013
PETROPOULOS PETROS (CR)	Main Market
BETA SECURITIES S.A.	28/05/2013
PIRAEUS BANK (CR)	Main Market
EUROBANK SECURITIES INVESTMENT FIRM S.A	23/10/2012
EUROXX SECURITIES S.A.	15/02/2016
HELLENICAMERICAN SEC. S.A.	25/07/2014
MERIT SECURITIES S.A	16/09/2013
MIDAS BROKERAGE S.A.	11/01/2016
NATIONAL SECURITIES S.A	02/06/2013
PIRAEUS SECURITIES S.A.	16/02/2013
PLAISIO COMPUTERS SA (CR)	Main Market
BETA SECURITIES S.A.	05/05/2014
EUROBANK SECURITIES INVESTMENT FIRM S.A	02/03/2015

List of Stocks under Market Making operations

Securities	Market Maker	Start Market Making	Stock Category
PPC (CR)			
	ALPHA FINANCE INVESTMENT SERVICES S.A.	08/01/2013	Main Market
	EUROBANK SECURITIES INVESTMENT FIRM S.A	23/10/2012	
	MIDAS BROKERAGE S.A.	04/04/2016	
	NATIONAL SECURITIES S.A	26/03/2013	
	PIRAEUS SECURITIES S.A.	28/09/2013	
QUALITY & RELIABILITY SA (CR)			
	BETA SECURITIES S.A.	20/08/2014	Main Market
S.KANAKIS SA (CR)			
	BETA SECURITIES S.A.	01/10/2013	Main Market
TITAN CEMENT (CR)			
	EUROBANK SECURITIES INVESTMENT FIRM S.A	23/10/2012	
	NATIONAL SECURITIES S.A	17/02/2014	
	PIRAEUS SECURITIES S.A.	04/05/2015	
VIOHALCO SA/NV (CB)			
	ALPHA FINANCE INVESTMENT SERVICES S.A.	17/02/2014	
	MERIT SECURITIES S.A	17/03/2014	

Underlying Asset				Derivatives Market														
Price max	Price min	Closing price	change	Delivery Month	Open price	Price max	Price min	Last price	Closing price	Last Bid	Last Ask	Settlement price	Life high	Life low	Trades	Volume	Open Interest	
FTSE/Athex Large Cap				(Trade Unit: 1 Index Point x 2E, Cash Settlement)														
2,173.12	2,136.83	2,167.57	0.71%	July 2017	2,147.00	2,164.50	2,130.00	2,158.00	2,158.00	---	---	2,151.00	2,193.25	---	238	1,541	5,341	
				August 2017	2,136.00	2,161.75	2,130.00	2,152.75	2,152.75	---	---	2,150.50	---	2,176.75	---	37	594	567
				September 2017	2,159.25	2,159.25	2,159.25	2,159.25	2,159.25	---	---	2,152.25	2,166.00	---	1	1	46	
				December 2017	---	---	---	---	2,173.50	---	---	---	---	---	---	---	---	
				March 2018	---	---	---	---	2,184.25	---	---	---	---	---	---	---	---	
				June 2018	---	---	---	---	2,195.25	---	---	---	---	---	---	---	---	

Underlying Asset				Derivatives Market													
Price max	Price min	Closing price	change	Delivery Month	Open price	Price max	Price min	Last price	Closing price	Last Bid	Last Ask	Settlement price	Life high	Life low	Trades	Volume	Open Interest
ALPHA BANK (CR)				(Contract Size: 100 Securities, Physical Delivery)													
2.16	2.06	2.15	3.36%	September 2017	2.08	2.16	2.07	2.16	2.16	---	---	2.15	2.30	---	268	7,459	30,932
				December 2017	---	---	---	---	2.10	---	---	---	---	---	---	---	---
				March 2018	---	---	---	---	2.11	---	---	---	---	---	---	---	---
				June 2018	---	---	---	---	2.12	---	---	---	---	---	---	---	---
CC HBC AG (CR)				(Contract Size: 100 Securities, Physical Delivery)													
27.40	26.93	27.40	1.11%	September 2017	26.60	26.70	26.60	26.70	26.70	---	---	27.21	26.83	---	2	2	115
				December 2017	---	---	---	---	27.36	---	---	---	---	---	---	---	---
				March 2018	---	---	---	---	27.50	---	---	---	---	---	---	---	---
				June 2018	---	---	---	---	27.64	---	---	---	---	---	---	---	---
CENERGY HOLDINGS (CB)				(Contract Size: 100 Securities, Physical Delivery)													
1.05	0.999	1.01	0.00%	September 2017	1.03	1.06	1.01	1.02	1.02	---	---	1.03	1.08	---	61	486	6,777
				December 2017	---	---	---	---	1.02	---	---	---	---	---	---	---	---
				March 2018	---	---	---	---	1.02	---	---	---	---	---	---	---	---
				June 2018	---	---	---	---	1.03	---	---	---	---	---	---	---	---
ELLAKTOR (CR)				(Contract Size: 100 Securities, Physical Delivery)													
1.40	1.35	1.35	0.00%	September 2017	1.38	1.40	1.36	1.36	1.36	---	---	1.35	1.54	---	15	128	5,685
				December 2017	---	---	---	---	1.36	---	---	---	---	---	---	---	---
				March 2018	---	---	---	---	1.37	---	---	---	---	---	---	---	---
				June 2018	---	---	---	---	1.38	---	---	---	---	---	---	---	---
EUROBANK ERGASIAS (CR)				(Contract Size: 100 Securities, Physical Delivery)													
0.954	0.909	0.933	-0.74%	September 2017	0.931	0.955	0.912	0.934	0.934	---	---	0.938	1.03	---	428	8,688	36,864
				December 2017	---	---	---	---	0.949	---	---	---	---	---	---	---	---
				March 2018	---	---	---	---	0.954	---	---	---	---	---	---	---	---
				June 2018	---	---	---	---	0.959	---	---	---	---	---	---	---	---
EYDAP S.A. (CR)				(Contract Size: 100 Securities, Physical Delivery)													
5.92	5.75	5.92	0.85%	September 2017	5.84	5.92	5.83	5.88	5.88	---	---	5.93	6.03	---	36	117	1,057
				December 2017	---	---	---	---	5.93	---	---	---	---	---	---	---	---
				March 2018	---	---	---	---	5.96	---	---	---	---	---	---	---	---
				June 2018	---	---	---	---	5.99	---	---	---	---	---	---	---	---
FOLLI FOLLIE (CR)				(Contract Size: 100 Securities, Physical Delivery)													
20.94	20.53	20.70	-0.38%	September 2017	20.91	21.00	20.65	20.65	20.65	---	---	20.69	21.60	---	24	47	1,686
				December 2017	---	---	---	---	20.98	---	---	---	---	---	---	---	---
				March 2018	---	---	---	---	21.09	---	---	---	---	---	---	---	---
				June 2018	---	---	---	---	21.19	---	---	---	---	---	---	---	---
FOURLIS (CR)				(Contract Size: 100 Securities, Physical Delivery)													
5.93	5.86	5.87	0.34%	September 2017	5.85	5.85	5.85	5.85	5.85	---	---	5.82	5.92	---	2	2	158
				December 2017	---	---	---	---	5.91	---	---	---	---	---	---	---	---
				March 2018	---	---	---	---	5.94	---	---	---	---	---	---	---	---
				June 2018	---	---	---	---	5.97	---	---	---	---	---	---	---	---

Underlying Asset				Derivatives Market													
Price max	Price min	Closing price	change	Delivery Month	Open price	Price max	Price min	Last price	Closing price	Last Bid	Last Ask	Settlement price	Life high	Life low	Trades	Volume	Open Interest
GEK TERNA (CR)																	
(Contract Size: 100 Securities, Physical Delivery)																	
3.89	3.77	3.86	1.05%	September 2017	3.82	3.85	3.80	3.85	3.85	---	---	3.85	3.97	---	8	34	7,719
				December 2017	---	---	---	---	3.86	---	---	---	---	---	---	---	---
				March 2018	---	---	---	---	3.88	---	---	---	---	---	---	---	---
				June 2018	---	---	---	---	3.90	---	---	---	---	---	---	---	---
GRIVALIA PROPERTIES (CR)																	
(Contract Size: 100 Securities, Physical Delivery)																	
9.69	9.42	9.59	0.52%	September 2017	9.47	9.63	9.45	9.55	9.55	---	---	9.67	9.64	---	17	35	114
				December 2017	---	---	---	---	9.63	---	---	---	---	---	---	---	---
				March 2018	---	---	---	---	9.68	---	---	---	---	---	---	---	---
				June 2018	---	---	---	---	9.73	---	---	---	---	---	---	---	---
HELLENIC EXCHANGES-A.S.E. (CR)																	
(Contract Size: 100 Securities, Physical Delivery)																	
5.68	5.52	5.65	0.89%	September 2017	5.59	5.68	5.54	5.67	5.67	---	---	5.66	5.77	---	31	340	1,396
				December 2017	---	---	---	---	5.65	---	---	---	---	---	---	---	---
				March 2018	---	---	---	---	5.68	---	---	---	---	---	---	---	---
				June 2018	---	---	---	---	5.71	---	---	---	---	---	---	---	---
HELLENIC PETROLEUM (CR)																	
(Contract Size: 100 Securities, Physical Delivery)																	
7.74	7.31	7.74	1.84%	September 2017	7.55	7.63	7.27	7.60	7.60	---	---	7.58	7.84	---	262	771	4,636
				December 2017	7.34	7.34	7.34	7.34	7.34	---	---	7.58	7.80	---	4	16	1
				March 2018	---	---	---	---	7.71	---	---	---	---	---	---	---	---
				June 2018	---	---	---	---	7.75	---	---	---	---	---	---	---	---
INTRALOT (CR)																	
(Contract Size: 100 Securities, Physical Delivery)																	
1.18	1.14	1.16	-0.86%	September 2017	1.17	1.17	1.14	1.15	1.15	---	---	1.16	1.22	---	66	234	5,270
				December 2017	---	---	---	---	1.18	---	---	---	---	---	---	---	---
				March 2018	---	---	---	---	1.19	---	---	---	---	---	---	---	---
				June 2018	---	---	---	---	1.19	---	---	---	---	---	---	---	---
JUMBO SA (CR)																	
(Contract Size: 100 Securities, Physical Delivery)																	
16.08	15.83	15.91	0.19%	September 2017	15.98	15.98	15.88	15.88	15.88	---	---	15.84	16.18	---	2	2	342
				December 2017	---	---	---	---	16.04	---	---	15.81	16.00	---	---	---	20
				March 2018	---	---	---	---	16.12	---	---	---	---	---	---	---	---
				June 2018	---	---	---	---	16.20	---	---	---	---	---	---	---	---
MARFIN INVESTMENT GROUP (CR)																	
(Contract Size: 100 Securities, Physical Delivery)																	
0.173	0.170	0.170	-1.16%	September 2017	0.178	0.179	0.172	0.172	0.172	---	---	0.172	0.208	---	81	2,656	81,354
				December 2017	---	---	---	---	0.174	---	---	---	---	---	---	---	---
				March 2018	---	---	---	---	0.175	---	---	---	---	---	---	---	---
				June 2018	---	---	---	---	0.175	---	---	---	---	---	---	---	---
METKA (CR)																	
(Contract Size: 100 Securities, Physical Delivery)																	
8.24	8.11	8.20	-0.61%	September 2017	8.24	8.24	8.16	8.16	8.16	---	---	8.22	8.28	---	4	8	96
				December 2017	---	---	---	---	8.33	---	---	---	---	---	---	---	---
				March 2018	---	---	---	---	8.37	---	---	---	---	---	---	---	---
				June 2018	---	---	---	---	8.41	---	---	---	---	---	---	---	---

Underlying Asset				Derivatives Market													
Price max	Price min	Closing price	change	Delivery Month	Open price	Price max	Price min	Last price	Closing price	Last Bid	Last Ask	Settlement price	Life high	Life low	Trades	Volume	Open Interest
MOTOR OIL (CR)																	
(Contract Size: 100 Securities, Physical Delivery)																	
19.39	18.70	19.20	-1.03%	September 2017	18.75	18.75	18.25	18.25	18.25	---	---	18.56	18.79	---	117	386	334
				December 2017	---	---	---	---	19.59	---	---	---	---	---	---	---	---
				March 2018	---	---	---	---	19.69	---	---	---	---	---	---	---	---
				June 2018	---	---	---	---	19.79	---	---	---	---	---	---	---	---
MYTILINEOS HOLDINGS (CR)																	
(Contract Size: 100 Securities, Physical Delivery)																	
8.43	8.21	8.35	-0.12%	September 2017	8.33	8.33	8.18	8.24	8.24	---	---	8.24	8.34	---	67	321	9,799
				December 2017	---	---	---	---	8.44	---	---	---	---	---	---	---	---
				March 2018	---	---	---	---	8.48	---	---	---	---	---	---	---	---
				June 2018	---	---	---	---	8.53	---	---	---	---	---	---	---	---
NATIONAL BANK (CR)																	
(Contract Size: 100 Securities, Physical Delivery)																	
0.333	0.321	0.327	0.00%	September 2017	0.330	0.334	0.323	0.327	0.327	---	---	0.328	0.358	---	309	19,398	132,292
				December 2017	---	---	---	---	0.330	---	---	---	---	---	---	---	---
				March 2018	---	---	---	---	0.332	---	---	---	---	---	---	---	---
				June 2018	---	---	---	---	0.334	---	---	---	---	---	---	---	---
OPAP (CR)																	
(Contract Size: 100 Securities, Physical Delivery)																	
10.04	9.80	9.80	-2.00%	September 2017	10.00	10.05	9.85	9.85	9.85	---	---	9.98	10.20	---	62	241	1,712
				December 2017	---	---	---	---	10.10	---	---	---	---	---	---	---	---
				March 2018	---	---	---	---	10.15	---	---	---	---	---	---	---	---
				June 2018	---	---	---	---	10.20	---	---	---	---	---	---	---	---
OTE (CR)																	
(Contract Size: 100 Securities, Physical Delivery)																	
10.87	10.63	10.80	1.03%	September 2017	10.57	10.78	10.52	10.70	10.70	---	---	10.65	10.78	---	212	1,135	7,257
				December 2017	---	---	---	---	10.79	---	---	10.51	9.85	---	---	---	---
				March 2018	---	---	---	---	10.85	---	---	---	---	---	---	---	---
				June 2018	---	---	---	---	10.90	---	---	---	---	---	---	---	---
P.P.A. S.A. (CR)																	
(Contract Size: 100 Securities, Physical Delivery)																	
15.48	15.10	15.48	2.52%	September 2017	15.26	15.41	15.26	15.41	15.41	---	---	15.49	15.41	---	6	8	964
				December 2017	---	---	---	---	15.25	---	---	---	---	---	---	---	---
				March 2018	---	---	---	---	15.32	---	---	---	---	---	---	---	---
				June 2018	---	---	---	---	15.40	---	---	---	---	---	---	---	---
PIRAEUS BANK (CR)																	
(Contract Size: 100 Securities, Physical Delivery)																	
0.217	0.206	0.216	2.86%	September 2017	0.211	0.217	0.207	0.214	0.214	---	---	0.215	0.242	---	375	29,279	220,028
				December 2017	---	---	---	---	0.212	---	---	0.215	0.233	---	---	---	---
				March 2018	---	---	---	---	0.213	---	---	---	---	---	---	---	---
				June 2018	---	---	---	---	0.214	---	---	---	---	---	---	---	---
TERNA ENERGY (CR)																	
(Contract Size: 100 Securities, Physical Delivery)																	
3.64	3.56	3.60	0.84%	September 2017	3.60	3.64	3.59	3.62	3.62	---	---	3.62	3.69	---	17	31	4,428
				December 2017	---	---	---	---	3.60	---	---	3.64	3.51	---	---	---	---
				March 2018	---	---	---	---	3.62	---	---	---	---	---	---	---	---
				June 2018	---	---	---	---	3.64	---	---	---	---	---	---	---	---

Underlying Asset				Derivatives Market													
Price max	Price min	Closing price	change	Delivery Month	Open price	Price max	Price min	Last price	Closing price	Last Bid	Last Ask	Settlement price	Life high	Life low	Trades	Volume	Open Interest
TITAN CEMENT (CR)				(Contract Size: 104 Securities, Physical Delivery)													
25.76	25.24	25.63	0.63%	September 2017	25.63	25.63	25.50	25.60	25.60	---	---	25.62	26.10	25.01	3	17	115
				December 2017	---	---	---	---	25.72	---	---	---	---	---	---	---	---
				March 2018	---	---	---	---	25.85	---	---	---	---	---	---	---	---
				June 2018	---	---	---	---	25.98	---	---	---	---	---	---	---	---
VIOHALCO SA/NV (CB)				(Contract Size: 100 Securities, Physical Delivery)													
2.56	2.42	2.43	-1.22%	September 2017	2.44	2.57	2.43	2.47	2.47	---	---	2.45	2.64	---	109	596	8,868
				December 2017	---	---	---	---	2.48	---	---	---	---	---	---	---	---
				March 2018	---	---	---	---	2.50	---	---	---	---	---	---	---	---
				June 2018	---	---	---	---	2.51	---	---	---	---	---	---	---	---

FTSE/Athex Large Cap

(Trade Unit: 1 Index Point x 2€ - Exercise Style: European, Cash Settlement)

Call Options																Put Options																	
Exercise Price	July 2017							August 2017							Other Months		July 2017							August 2017							Other Months		Exercise Price
	Open price	Price max	Price min	Last price	Closing price	Volume	Open Interest	Open price	Price max	Price min	Last price	Closing price	Volume	Open Interest	Volume	Open Interest	Open price	Price max	Price min	Last price	Closing price	Volume	Open Interest	Open price	Price max	Price min	Last price	Closing price	Volume	Open Interest	Volume	Open Interest	
1,350	-	-	-	-	-	-	-	-	-	-	-	-	-	-	-	-	-	-	-	-	-	-	-	-	-	-	-	-	-	-	-	1,350	
1,375	-	-	-	-	-	-	-	-	-	-	-	-	-	-	-	-	-	-	-	-	-	-	-	-	-	-	-	-	-	-	-	1,375	
1,400	-	-	-	-	-	-	-	-	-	-	-	-	-	-	-	-	-	-	-	-	-	-	-	-	-	-	-	-	-	-	-	1,400	
1,425	-	-	-	-	-	-	-	-	-	-	-	-	-	-	-	-	-	-	-	-	-	-	-	-	-	-	-	-	-	-	-	1,425	
1,450	-	-	-	-	-	-	-	-	-	-	-	-	-	-	-	-	-	-	-	-	-	-	-	-	-	-	-	-	-	-	-	1,450	
1,475	-	-	-	-	-	-	-	-	-	-	-	-	-	-	-	-	-	-	-	-	-	-	-	-	-	-	-	-	-	-	-	1,475	
1,500	-	-	-	-	-	-	-	-	-	-	-	-	-	-	-	-	-	-	-	-	-	-	-	-	-	-	-	-	-	-	-	1,500	
1,525	-	-	-	-	-	-	-	-	-	-	-	-	-	-	-	-	-	-	-	-	-	-	-	-	-	-	-	-	-	-	-	1,525	
1,550	-	-	-	-	-	-	-	-	-	-	-	-	-	-	-	-	-	-	-	-	-	-	-	-	-	-	-	-	-	-	-	1,550	
1,575	-	-	-	-	-	-	-	-	-	-	-	-	-	-	-	-	-	-	-	-	-	-	-	-	-	-	-	-	-	-	-	1,575	
1,600	-	-	-	-	-	-	-	-	-	-	-	-	-	-	-	-	-	-	-	-	-	-	-	-	-	-	-	-	-	-	-	1,600	
1,625	-	-	-	-	-	-	-	-	-	-	-	-	-	-	-	-	-	-	-	-	-	-	-	-	-	-	-	-	-	-	-	1,625	
1,650	-	-	-	-	-	-	-	-	-	-	-	-	-	-	-	-	-	-	-	-	-	-	-	-	-	-	-	-	-	-	-	1,650	
1,675	0.00	0.00	0.00	-	463.00	-	20	-	-	-	-	-	-	-	-	0.00	0.00	0.00	-	0.02	-	-	-	-	-	-	-	-	-	-	-	1,675	
1,700	0.00	0.00	0.00	-	438.00	-	-	-	-	-	-	-	-	-	-	0.00	0.00	0.00	-	0.01	-	-	-	-	-	-	-	-	-	-	-	1,700	
1,725	0.00	0.00	0.00	-	413.00	-	-	-	-	-	-	-	-	-	-	0.00	0.00	0.00	-	0.01	-	-	-	-	-	-	-	-	-	-	-	1,725	
1,750	0.00	0.00	0.00	-	388.00	-	-	-	-	-	-	-	-	-	-	0.00	0.00	0.00	-	0.01	-	-	-	-	-	-	-	-	-	-	-	1,750	
1,775	0.00	0.00	0.00	-	363.00	-	-	-	-	-	-	-	-	-	-	0.00	0.00	0.00	-	0.03	-	-	-	-	-	-	-	-	-	-	-	1,775	
1,800	0.00	0.00	0.00	-	339.00	-	-	-	-	-	-	-	-	-	-	0.00	0.00	0.00	-	0.06	-	-	-	-	-	-	-	-	-	-	-	1,800	
1,825	0.00	0.00	0.00	-	314.00	-	-	-	-	-	-	-	-	-	-	0.00	0.00	0.00	-	0.13	-	-	-	-	-	-	-	-	-	-	-	1,825	
1,850	0.00	0.00	0.00	-	289.00	-	-	-	-	-	-	-	-	-	-	0.00	0.00	0.00	-	0.27	-	-	-	-	-	-	-	-	-	-	-	1,850	
1,875	0.00	0.00	0.00	-	264.00	-	-	-	-	-	-	-	-	-	-	0.00	0.00	0.00	-	0.53	-	-	-	-	-	-	-	-	-	-	-	1,875	
1,900	0.00	0.00	0.00	-	240.00	-	10	0.00	0.00	0.00	-	244.00	-	-	-	0.00	0.00	0.00	-	1.00	-	8	0.00	0.00	0.00	-	5.30	-	-	-	-	1,900	
1,925	0.00	0.00	0.00	-	215.00	-	-	0.00	0.00	0.00	-	222.00	-	-	-	0.00	0.00	0.00	-	1.80	-	-	0.00	0.00	0.00	-	7.60	-	-	-	-	1,925	
1,950	0.00	0.00	0.00	-	192.00	-	17	0.00	0.00	0.00	-	200.00	-	-	-	0.00	0.00	0.00	-	3.00	-	-	0.00	0.00	0.00	-	10.50	-	-	-	-	1,950	
1,975	0.00	0.00	0.00	-	169.00	-	-	0.00	0.00	0.00	-	179.00	-	-	-	0.00	0.00	0.00	-	5.00	-	-	0.00	0.00	0.00	-	14.50	-	-	-	-	1,975	
2,000	0.00	0.00	0.00	-	147.00	-	70	0.00	0.00	0.00	-	159.00	-	-	-	0.00	0.00	0.00	-	7.80	-	195	0.00	0.00	0.00	-	19.25	-	1	-	-	2,000	
2,050	0.00	0.00	0.00	-	106.00	-	56	0.00	0.00	0.00	-	122.00	-	-	-	20.00	0.00	20.00	20.00	20.00	6	76	0.00	0.00	0.00	-	32.50	-	-	-	-	2,050	
2,100	0.00	0.00	0.00	-	72.00	-	31	0.00	0.00	0.00	-	90.50	-	-	-	25.00	0.00	24.50	30.00	30.00	65	82	0.00	0.00	0.00	-	51.00	-	20	-	-	2,100	
2,150	40.00	54.00	40.00	48.00	48.00	112	448	0.00	0.00	0.00	-	64.50	-	-	-	0.00	54.00	0.00	-	56.00	-	43	0.00	0.00	0.00	-	75.00	-	-	-	-	2,150	
2,200	22.00	30.00	21.75	30.00	30.00	70	320	0.00	0.00	0.00	-	44.50	-	20	-	0.00	30.00	0.00	-	87.00	-	40	0.00	0.00	0.00	-	105.00	-	-	-	-	2,200	
2,250	14.00	14.00	14.00	14.00	14.00	21	349	24.00	24.00	24.00	24.00	24.00	20	100	-	0.00	14.00	0.00	-	125.00	-	-	0.00	0.00	0.00	-	139.00	-	-	-	-	2,250	
2,300	0.00	0.00	0.00	-	6.90	-	-	0.00	0.00	0.00	-	18.75	-	-	-	0.00	0.00	0.00	-	168.00	-	-	0.00	0.00	0.00	-	178.00	-	-	-	-	2,300	
2,350	0.00	0.00	0.00	-	3.10	-	1	0.00	0.00	0.00	-	11.50	-	-	-	0.00	0.00	0.00	-	214.00	-	-	0.00	0.00	0.00	-	221.00	-	-	-	-	2,350	
2,400	0.00	0.00	0.00	-	1.30	-	-	0.00	0.00	0.00	-	6.70	-	-	-	0.00	0.00	0.00	-	262.00	-	-	0.00	0.00	0.00	-	266.00	-	-	-	-	2,400	
2,450	0.00	0.00	0.00	-	0.50	-	-	0.00	0.00	0.00	-	3.80	-	-	-	0.00	0.00	0.00	-	311.00	-	-	0.00	0.00	0.00	-	313.00	-	-	-	-	2,450	

FTSE/Athex Large Cap

(Trade Unit: 1 Index Point x 2€ - Exercise Style: European, Cash Settlement)

	Call Options														Put Options																					
	July 2017							August 2017							Other Months		July 2017							August 2017							Other Months					
Exercise Price	Open price	Price max	Price min	Last price	Closing price	Volume	Open Interest	Open price	Price max	Price min	Last price	Closing price	Volume	Open Interest	Volume	Open Interest	Open price	Price max	Price min	Last price	Closing price	Volume	Open Interest	Open price	Price max	Price min	Last price	Closing price	Volume	Open Interest	Volume	Open Interest	Exercise Price			
Totals:						203	1,322							20	120	0	28							71	444							0	21	0	0	
Number of Trades:						46								1		0								8								0		0	0	

ALPHA BANK (CR)

(Contract Size: 100 Securities, Exercise Style: American, Physical Delivery)

Exercise Price	Call Options														Put Options														Exercise Price					
	July 2017							August 2017							Other Months		July 2017							August 2017							Other Months			
	Open price	Price max	Price min	Last price	Closing price	Volume	Open Interest	Open price	Price max	Price min	Last price	Closing price	Volume	Open Interest	Volume	Open Interest	Open price	Price max	Price min	Last price	Closing price	Volume	Open Interest	Open price	Price max	Price min	Last price	Closing price		Volume	Open Interest	Volume	Open Interest	
1.000						-	-							-	-								-	-										0.010
1.100						-	-							-	-								-	-										0.011
1.200	0.000	0.000	0.000	0.882	-	-								-	-	0.000	0.000	0.000	0.001	-	-												0.012	
1.300	0.000	0.000	0.000	0.782	-	-								-	-	0.000	0.000	0.000	0.002	-	-												0.013	
1.400	0.000	0.000	0.000	0.682	-	-								-	-	0.000	0.000	0.000	0.001	-	-												0.014	
1.500	0.000	0.000	0.000	0.583	-	-	0.000	0.000	0.000	0.586	-	-				0.000	0.000	0.000	0.002	-	-	0.000	0.000	0.000	0.002	-	-						0.015	
1.600	0.000	0.000	0.000	0.483	-	-	0.000	0.000	0.000	0.490	-	-				0.000	0.000	0.000	0.001	-	-	0.000	0.000	0.000	0.005	-	-						0.016	
1.700	0.000	0.000	0.000	0.386	-	-	0.000	0.000	0.000	0.399	-	-				0.000	0.000	0.000	0.004	-	-	0.000	0.000	0.000	0.013	-	-						0.017	
1.800	0.000	0.000	0.000	0.295	-	-	0.000	0.000	0.000	0.314	-	-				0.000	0.000	0.000	0.012	-	-	0.000	0.000	0.000	0.028	-	-						0.018	
1.900	0.000	0.000	0.000	0.212	-	-	0.000	0.000	0.000	0.238	-	-				0.000	0.000	0.000	0.029	-	-	0.000	0.000	0.000	0.052	-	-						0.019	
2.000	0.000	0.000	0.000	0.143	-	40	0.000	0.000	0.000	0.175	-	-				0.000	0.000	0.000	0.060	-	-	0.000	0.000	0.000	0.089	-	-						0.020	
2.200	0.000	0.000	0.000	0.053	-	260	0.000	0.000	0.000	0.084	-	100				0.000	0.000	0.000	0.170	-	50	0.000	0.000	0.000	0.198	-	-						0.022	
2.400	0.000	0.000	0.000	0.015	-	100	0.000	0.000	0.000	0.035	-	-				0.000	0.000	0.000	0.332	-	-	0.000	0.000	0.000	0.349	-	-						0.024	
2.600	0.000	0.000	0.000	0.003	-	-	0.000	0.000	0.000	0.013	-	-				0.000	0.000	0.000	0.521	-	-	0.000	0.000	0.000	0.528	-	-						0.026	
2.800	0.000	0.000	0.000	0.002	-	-	0.000	0.000	0.000	0.004	-	-				0.000	0.000	0.000	0.720	-	-	0.000	0.000	0.000	0.721	-	-						0.028	
3.000	0.000	0.000	0.000	0.001	-	-	0.000	0.000	0.000	0.001	-	-				0.000	0.000	0.000	0.920	-	-	0.000	0.000	0.000	0.920	-	-						0.030	
3.200	0.000	0.000	0.000	0.003	-	-	0.000	0.000	0.000	0.001	-	-				0.000	0.000	0.000	1.12	-	-	0.000	0.000	0.000	1.12	-	-						0.032	
Totals:					0	400					0	100	0	0					0	50					0	0	0	0						
Number of Trades:					0						0		0						0.00						0		0							

NATIONAL BANK (CR)

(Contract Size: 100 Securities, Exercise Style: American, Physical Delivery)

Exercise Price	Call Options														Put Options																	
	July 2017						August 2017						Other Months		July 2017						August 2017						Other Months		Exercise Price			
	Open price	Price max	Price min	Last price	Closing price	Volume	Open Interest	Open price	Price max	Price min	Last price	Closing price	Volume	Open Interest	Volume	Open Interest	Open price	Price max	Price min	Last price	Closing price	Volume	Open Interest	Open price	Price max	Price min	Last price	Closing price		Volume	Open Interest	Volume
0.050	0.000	0.000	0.000	0.277	-	-	0.000	0.000	0.000	0.277	-	-				0.000	0.000	0.000	0.001	-	-	0.000	0.000	0.000	0.000	0.001	-	-				
0.100	0.000	0.000	0.000	0.227	-	-	0.000	0.000	0.000	0.227	-	-				0.000	0.000	0.000	0.001	-	-	0.000	0.000	0.000	0.000	0.001	-	-				0.001
0.150	0.000	0.000	0.000	0.178	-	-	0.000	0.000	0.000	0.178	-	-				0.000	0.000	0.000	0.001	-	-	0.000	0.000	0.000	0.000	0.001	-	-				0.002
0.200	0.000	0.000	0.000	0.130	-	-	0.000	0.000	0.000	0.131	-	-				0.000	0.000	0.000	0.003	-	-	0.000	0.000	0.000	0.000	0.003	-	-				0.002
0.250	0.000	0.000	0.000	0.089	-	-	0.000	0.000	0.000	0.091	-	-				0.000	0.000	0.000	0.012	-	-	0.000	0.000	0.000	0.000	0.013	-	-				0.003
0.300	0.000	0.000	0.000	0.058	-	200	0.000	0.000	0.000	0.059	-	-				0.000	0.000	0.000	0.030	-	-	0.000	0.000	0.000	0.000	0.031	-	-				0.003
0.350	0.000	0.000	0.000	0.036	-	-	0.000	0.000	0.000	0.037	-	-				0.000	0.000	0.000	0.058	-	-	0.000	0.000	0.000	0.000	0.059	-	-				0.004
0.400	0.000	0.000	0.000	0.021	-	-	0.000	0.000	0.000	0.022	-	-				0.000	0.000	0.000	0.094	-	-	0.000	0.000	0.000	0.000	0.094	-	-				0.004
0.450	0.000	0.000	0.000	0.013	-	-	0.000	0.000	0.000	0.014	-	-				0.000	0.000	0.000	0.135	-	-	0.000	0.000	0.000	0.000	0.135	-	-				0.005
0.500	0.000	0.000	0.000	0.007	-	-	0.000	0.000	0.000	0.008	-	-				0.000	0.000	0.000	0.180	-	-	0.000	0.000	0.000	0.000	0.180	-	-				0.005
0.550	0.000	0.000	0.000	0.004	-	-	0.000	0.000	0.000	0.005	-	-				0.000	0.000	0.000	0.227	-	-	0.000	0.000	0.000	0.000	0.227	-	-				0.006
0.600	0.000	0.000	0.000	0.002	-	-	0.000	0.000	0.000	0.003	-	-				0.000	0.000	0.000	0.275	-	-	0.000	0.000	0.000	0.000	0.275	-	-				0.006
Totals:						0	200							0	0	0	0							0	0	0	250					
Number of Trades:						0							0	0							0.00							0	0			

OPAP (CR)

(Contract Size: 100 Securities, Exercise Style: American, Physical Delivery)

Exercise Price	Call Options														Put Options														Exercise Price				
	July 2017							August 2017							Other Months		July 2017							August 2017							Other Months		
	Open price	Price max	Price min	Last price	Closing price	Volume	Open Interest	Open price	Price max	Price min	Last price	Closing price	Volume	Open Interest	Volume	Open Interest	Open price	Price max	Price min	Last price	Closing price	Volume	Open Interest	Open price	Price max	Price min	Last price	Closing price		Volume	Open Interest	Volume	Open Interest
5.200					-	-						-	-								-	-						-	-			0.052	
5.600					-	-						-	-								-	-						-	-			0.056	
6.000					-	-						-	-								-	-						-	-			0.060	
6.400					-	-						-	-								-	-						-	-			0.064	
6.800	0.000	0.000	0.000		3.21	-	-					-	-				0.000	0.000	0.000		0.001	-	-				-	-			0.068		
7.200	0.000	0.000	0.000		2.81	-	-	0.000	0.000	0.000		2.82	-	-			0.000	0.000	0.000		0.001	-	-	0.000	0.000	0.000	0.001	-	-			0.072	
7.600	0.000	0.000	0.000		2.41	-	-	0.000	0.000	0.000		2.42	-	-			0.000	0.000	0.000		0.002	-	-	0.000	0.000	0.000	0.001	-	-			0.076	
8.000	0.000	0.000	0.000		2.01	-	-	0.000	0.000	0.000		2.03	-	-			0.000	0.000	0.000		0.001	-	-	0.000	0.000	0.000	0.003	-	-			0.080	
8.400	0.000	0.000	0.000		1.61	-	-	0.000	0.000	0.000		1.64	-	-			0.000	0.000	0.000		0.001	-	-	0.000	0.000	0.000	0.012	-	-			0.084	
8.800	0.000	0.000	0.000		1.22	-	-	0.000	0.000	0.000		1.27	-	-			0.000	0.000	0.000		0.007	-	60	0.000	0.000	0.000	0.038	-	-			0.088	
9.200	0.000	0.000	0.000		0.847	-	-	0.000	0.000	0.000		0.923	-	-			0.000	0.000	0.000		0.032	-	-	0.000	0.000	0.000	0.095	-	-			0.092	
9.600	0.000	0.000	0.000		0.521	-	5	0.000	0.000	0.000		0.635	-	-			0.000	0.000	0.000		0.106	-	-	0.000	0.000	0.000	0.205	-	-			0.096	
10.000	0.000	0.000	0.000		0.276	-	24	0.000	0.000	0.000		0.402	-	-			0.000	0.000	0.000		0.261	-	-	0.000	0.000	0.000	0.373	-	-			0.100	
11.000	0.000	0.000	0.000		0.026	-	-	0.095	0.095	0.095	0.095	0.095	30	30			0.000	0.000	0.000		1.02	-	-	0.000	0.000	0.000	1.07	-	-			0.110	
12.000	0.000	0.000	0.000		0.001	-	-	0.000	0.000	0.000		0.014	-	-			0.000	0.000	0.000		2.00	-	-	0.000	0.000	0.000	2.00	-	-			0.120	
13.000	0.000	0.000	0.000		0.001	-	-	0.000	0.000	0.000		0.001	-	-			0.000	0.000	0.000		3.00	-	-	0.000	0.000	0.000	3.00	-	-			0.130	
14.000	0.000	0.000	0.000		0.001	-	-	0.000	0.000	0.000		0.001	-	-			0.000	0.000	0.000		4.00	-	-	0.000	0.000	0.000	4.00	-	-			0.140	
15.000	0.000	0.000	0.000		0.001	-	-	0.000	0.000	0.000		0.001	-	-			0.000	0.000	0.000		5.00	-	-	0.000	0.000	0.000	5.00	-	-			0.150	
Totals:					0		29					30		30		0		0			0		60			0		50		0	0		
Number of Trades:					0							1			0						0.00					0				0			

OTE (CR)

(Contract Size: 100 Securities, Exercise Style: American, Physical Delivery)

Exercise Price	Call Options														Put Options																				
	July 2017							August 2017							Other Months		July 2017							August 2017							Other Months		Exercise Price		
	Open price	Price max	Price min	Last price	Closing price	Volume	Open Interest	Open price	Price max	Price min	Last price	Closing price	Volume	Open Interest	Volume	Open Interest	Open price	Price max	Price min	Last price	Closing price	Volume	Open Interest	Open price	Price max	Price min	Last price	Closing price	Volume	Open Interest	Volume	Open Interest			
5.600						-	-							-	-								-	-											
6.000						-	-							-	-								-	-											0.060
6.400	0.000	0.000	0.000		4.30	-	-							-	-	0.000	0.000	0.000				0.001	-	-										0.064	
6.800	0.000	0.000	0.000		3.90	-	-							-	-	0.000	0.000	0.000				0.001	-	-										0.068	
7.200	0.000	0.000	0.000		3.50	-	-							-	-	0.000	0.000	0.000				0.001	-	-										0.072	
7.600	0.000	0.000	0.000		3.10	-	-	0.000	0.000	0.000			3.11	-	-	0.000	0.000	0.000				0.001	-	-	0.000	0.000	0.000	0.001	-	-			0.076		
8.000	0.000	0.000	0.000		2.70	-	-	0.000	0.000	0.000			2.72	-	-	0.000	0.000	0.000				0.001	-	-	0.000	0.000	0.000	0.001	-	-			0.080		
8.400	0.000	0.000	0.000		2.30	-	-	0.000	0.000	0.000			2.32	-	-	0.000	0.000	0.000				0.001	-	-	0.000	0.000	0.000	0.001	-	-			0.084		
8.800	0.000	0.000	0.000		1.90	-	-	0.000	0.000	0.000			1.92	-	-	0.000	0.000	0.000				0.001	-	-	0.000	0.000	0.000	0.004	-	-			0.088		
9.200	0.000	0.000	0.000		1.51	-	-	0.000	0.000	0.000			1.54	-	-	0.000	0.000	0.000				0.004	-	55	0.000	0.000	0.000	0.017	-	-			0.092		
9.600	0.000	0.000	0.000		1.12	-	-	0.000	0.000	0.000			1.17	-	-	0.000	0.000	0.000				0.019	-	68	0.000	0.000	0.000	0.049	-	-			0.096		
10.000	0.680	0.840	0.680	0.840	0.840	20	5	0.000	0.000	0.000			0.841	-	-	0.000	0.000	0.000				0.065	-	28	0.000	0.000	0.000	0.120	-	-			0.100		
11.000	0.000	0.000	0.000		0.182	-	19	0.000	0.000	0.000			0.269	-	50	0.495	0.495	0.495	0.495	0.495	0.495	5	5	0.000	0.000	0.000	0.548	-	-			0.110			
12.000	0.000	0.000	0.000		0.018	-	-	0.000	0.000	0.000			0.053	-	-	0.000	0.000	0.000				1.32	-	-	0.000	0.000	0.000	1.34	-	-			0.120		
13.000	0.000	0.000	0.000		0.001	-	-	0.000	0.000	0.000			0.006	-	-	0.000	0.000	0.000				2.31	-	-	0.000	0.000	0.000	2.31	-	-			0.130		
14.000	0.000	0.000	0.000		0.001	-	-	0.000	0.000	0.000			0.002	-	-	0.000	0.000	0.000				3.31	-	-	0.000	0.000	0.000	3.31	-	-			0.140		
15.000	0.000	0.000	0.000		0.001	-	-	0.000	0.000	0.000			0.001	-	-	0.000	0.000	0.000				4.31	-	-	0.000	0.000	0.000	4.31	-	-			0.150		
16.000	0.000	0.000	0.000		0.001	-	-	0.000	0.000	0.000			0.001	-	-	0.000	0.000	0.000				5.31	-	-	0.000	0.000	0.000	5.31	-	-			0.160		
Totals:						20	24						0	50	5	51						20	156				0	0	0	0					
Number of Trades:						2							0		1							1.00					0		0						

PIRAEUS BANK (CR)

(Contract Size: 100 Securities, Exercise Style: American, Physical Delivery)

Call Options																Put Options																	
Exercise Price	July 2017							August 2017							Other Months		July 2017							August 2017					Other Months		Exercise Price		
	Open price	Price max	Price min	Last price	Closing price	Volume	Open Interest	Open price	Price max	Price min	Last price	Closing price	Volume	Open Interest	Volume	Open Interest	Open price	Price max	Price min	Last price	Closing price	Volume	Open Interest	Open price	Price max	Price min	Last price	Closing price	Volume	Open Interest		Volume	Open Interest
0.050	0.000	0.000	0.000		0.160	-	-	0.000	0.000	0.000		0.160	-	-			0.000	0.000	0.000		0.005	-	-	0.000	0.000	0.000		0.001	-	-			0.001
0.100	0.000	0.000	0.000		0.111	-	-	0.000	0.000	0.000		0.114	-	-			0.000	0.000	0.000		0.001	-	-	0.000	0.000	0.000		0.003	-	-			0.001
0.150	0.000	0.000	0.000		0.070	-	-	0.000	0.000	0.000		0.077	-	-			0.000	0.000	0.000		0.010	-	-	0.000	0.000	0.000		0.016	-	-			0.002
0.200	0.000	0.000	0.000		0.041	-	330	0.000	0.000	0.000		0.051	-	-			0.000	0.000	0.000		0.031	-	-	0.000	0.000	0.000		0.040	-	-			0.002
0.250	0.000	0.000	0.000		0.023	-	-	0.000	0.000	0.000		0.033	-	-			0.000	0.000	0.000		0.063	-	-	0.000	0.000	0.000		0.072	-	-			0.003
0.300	0.000	0.000	0.000		0.013	-	-	0.000	0.000	0.000		0.022	-	-			0.000	0.000	0.000		0.102	-	-	0.000	0.000	0.000		0.111	-	-			0.003
0.350	0.000	0.000	0.000		0.007	-	-	0.000	0.000	0.000		0.015	-	-			0.000	0.000	0.000		0.147	-	-	0.000	0.000	0.000		0.154	-	-			0.004
0.400	0.000	0.000	0.000		0.004	-	-	0.000	0.000	0.000		0.010	-	-			0.000	0.000	0.000		0.193	-	-	0.000	0.000	0.000		0.199	-	-			0.004
0.450	0.000	0.000	0.000		0.002	-	-	0.000	0.000	0.000		0.007	-	-			0.000	0.000	0.000		0.242	-	-	0.000	0.000	0.000		0.246	-	-			0.005
0.500	0.000	0.000	0.000		0.001	-	-	0.000	0.000	0.000		0.005	-	-			0.000	0.000	0.000		0.291	-	-	0.000	0.000	0.000		0.294	-	-			0.005
Totals:						0	330							0	0	0	0							0	0	0	0			0	0		
Number of Trades:						0							0	0	0							0.00							0	0			

Lending Products	Underlying Title	Multilateral Transactions[1]					Bilateral Transactions[2]		Stock Borrowing through OTC (volume)[3]
		Open Interest[5]	Volume(Offered)	Average Weighted	Transactions volume	Average Weighted	Transactions Volume	Average Weighted	Transactions Volume
AEGBOR	AEGEAN AIRLINES (CR)	500	20,895	5.31%	---	---	---	---	11,701
ALPHABOR	ALPHA BANK (CR)	25,001	22,297	5.31%	---	---	---	---	11,954,591
ALMYBOR	ALUMIL (CR)	---	---	---	---	---	---	---	---
EEEBOR	CC HBC AG (CR)	2,177	8	5.34%	---	---	---	---	70,546
CENERBOR	CENERGY HOLDINGS (CB)	---	---	---	---	---	---	---	---
ELLAKTORBOR	ELLAKTOR (CR)	---	64,006	5.31%	---	---	---	---	---
EUROBBOR	EUROBANK ERGASIAS (CR)	10,855	13,636	5.31%	---	---	30,000	5.00%	8,886,046
EYDAPBOR	EYDAP S.A. (CR)	500	2,295	5.31%	---	---	---	---	17,880
FFGRPBOR	FOLLI FOLLIE (CR)	1,615	85,936	5.31%	---	---	---	---	582,380
FOYRKBOR	FOURLIS (CR)	---	4,878	5.31%	---	---	---	---	4,650
GEKTERNABOR	GEK TERNA (CR)	150	26,520	5.31%	---	---	---	---	129
SARBOR	GR. SARANTIS SA (CR)	270	13	5.38%	---	---	---	---	---
EUPROBOR	GRIVALIA PROPERTIES (CR)	2,650	96,113	5.31%	---	---	---	---	15,533
EXAEBOR	HELLENIC EXCHANGES-A.S.E. (CR)	4,400	401,077	5.31%	---	---	---	---	109,582
ELPEBOR	HELLENIC PETROLEUM (CR)	8,000	115,644	3.31%	---	---	---	---	48,025
INLOTBOR	INTRALOT (CR)	---	52,999	5.31%	---	---	---	---	803
BELABOR	JUMBO SA (CR)	19,124	115,775	3.31%	---	---	---	---	9,845
LAMDABOR	LAMDA DEVELOPMENT SA (CR)	14	100	5.32%	---	---	---	---	---
MIGBOR	MARFIN INVESTMENT GROUP (CR)	100,000	164,843	5.31%	---	---	---	---	744,474
METKKBOR	METKA (CR)	---	---	---	---	---	---	---	965
MOHBOR	MOTOR OIL (CR)	13,609	28,599	5.31%	---	---	---	---	101,206
MYTILBOR	MYTILINEOS HOLDINGS (CR)	149,200	1,108	5.31%	---	---	---	---	3,200
ETEBOR	NATIONAL BANK (CR)	350,000	492,668	5.31%	---	---	---	---	23,061,707
OPAPBOR	OPAP (CR)	32,700	47,038	5.31%	---	---	---	---	834,982
HTOBOR	OTE (CR)	6,281	58,466	5.31%	---	---	---	---	441,237
PPABOR	P.P.A. S.A. (CR)	368	1,377	5.31%	---	---	---	---	2,901
TPEIRBOR	PIRAEUS BANK (CR)	6,061	28,018	5.31%	---	---	---	---	10,415,654
PLAISBOR	PLAISIO COMPUTERS SA (CR)	---	---	---	---	---	---	---	---
PPCBOR	PPC (CR)	4,000	92,004	3.31%	---	---	---	---	476,658
QUALBOR	QUALITY & RELIABILITY SA (CR)	---	---	---	---	---	---	---	---
TENERGYBOR	TERNA ENERGY (CR)	1,000	26,030	5.31%	---	---	---	---	---

Stock Lending Notes

[1] - Multilateral contracts Lending or Borrowing as per Methods 8-1, 8-2 and 8-3-3 (According to ATHEX BoD Resolution No.17)

[2] - Bilateral Contracts Lending or Borrowing as per Methods 8-3-1 and 8-3-2 (According to ATHEX BoD Resolution No.20)

[3] - The information concerning OTC Stock Borrowing Transactions is based on the statements of the Dematerialised Securities System (DSS) operators involved and refers to volumes that have been registered up until the previous working day.

[4] - Average Price (Volume weighted)

[5] - The Data concerning Open Interest before the start of trading session

Lending Products	Underlying Title	Open Interest[5]	Multilateral Transactions[1]				Bilateral Transactions[2]		Stock Borrowing through OTC (volume)[3]
			Volume(Offered)	Average Weighted	Transactions volume	Average Weighted	Transactions Volume	Average Weighted	Transactions Volume
TITKBOR	TITAN CEMENT (CR)	11,029	208,714	5.31%	---	---	---	---	16,704
VIOBOR	VIOHALCO SA/NV (CB)	34,500	26,863	3.31%	---	---	300	0.01%	---

Stock Lending Notes

[1] - Multilateral contracts Lending or Borrowing as per Methods 8-1, 8-2 and 8-3-3 (According to ATHEX BoD Resolution No.17)

[2] - Bilateral Contracts Lending or Borrowing as per Methods 8-3-1 and 8-3-2 (According to ATHEX BoD Resolution No.20)

[3] - The information concerning OTC Stock Borrowing Transactions is based on the statements of the Dematerialised Securities System (DSS) operators involved and refers to volumes that have been registered up until the previous working day.

[4] - Average Price (Volume weighted)

[5] - The Data concerning Open Interest before the start of trading session

Sectors codification for listed companies

533	-	Exploration & Production	537	-	Integrated Oil & Gas
1353	-	Commodity Chemicals	1357	-	Specialty Chemicals
1753	-	Aluminum	1755	-	Nonferrous Metals
1757	-	Steel	1775	-	General Mining
2353	-	Building Materials & Fixtures	2357	-	Heavy Construction
2723	-	Containers & Packaging	2727	-	Diversified Industrials
2733	-	Electrical Components & Equipment	2753	-	Commercial Vehicles & Trucks
2757	-	Industrial Machinery	2773	-	Marine Transportation
2777	-	Transportation Services	2791	-	Business Support Services
2797	-	Industrial Suppliers	3535	-	Distillers & Vintners
3537	-	Soft Drinks	3573	-	Farming Fishing & Plantations
3577	-	Food Products	3722	-	Durable Household Products
3726	-	Furnishings	3728	-	Home Construction
3747	-	Toys	3763	-	Clothing & Accessories
3765	-	Footwear	3767	-	Personal Products
3785	-	Tobacco	4533	-	Health Care Providers
4535	-	Medical Equipment	4577	-	Pharmaceuticals
5337	-	Food Retailers & Wholesalers	5371	-	Apparel Retailers
5373	-	Broadline Retailers	5375	-	Home Improvement Retailers
5379	-	Specialty Retailers	5553	-	Broadcasting & Entertainment
5555	-	Media Agencies	5557	-	Publishing
5751	-	Airlines	5752	-	Gambling
5753	-	Hotels	5755	-	Recreational Services
5757	-	Restaurants & Bars	5759	-	Travel & Tourism
6535	-	Fixed Line Telecommunications	6575	-	Mobile Telecommunications
7535	-	Conventional Electricity	7537	-	Alternative Electricity
7577	-	Water	8355	-	Banks
8534	-	Insurance Brokers	8536	-	Property & Casualty Insurance
8633	-	Real Estate Holding & Development	8637	-	Real Estate Services
8671	-	Industrial & Office REITs	8674	-	Diversified REITs
8675	-	Specialty REITs	8775	-	Specialty Finance
8777	-	Investment Services	8985	-	Equity Investment Instruments
9533	-	Computer Services	9535	-	Internet
9537	-	Software	9572	-	Computer Hardware
9574	-	Electronic Office Equipment	9578	-	Telecommunications Equipment
12003	-	ETF			



ATHEXGROUP

Όμιλος Χρηματιστηρίου Αθηνών

Λεωφ. Αθηνών 110 104 42 Αθήνα

110, Athinon Ave. GR 104 42 Athens

tel. (+30)210-33.66.800, fax (+30)210-33.66.101

www.athexgroup.gr