

Hellenic Exchanges – Athens Stock Exchange S.A.

**Ημερήσιο Δελτίο
Συναλλακτικής Δραστηριότητας**

Daily Official List
of Trading Activity



Monday, 8 May, 2017

Year: 138 Trading Day No: 86



ATHEXGROUP
Athens Exchange Group

Disclaimer:

Hellenic Exchanges-Athens Stock Exchange S.A endeavours to ensure that the data and other material ("Information") presented on the Daily Official List are accurate and complete, but it is not liable for any errors or omissions of data or /and for the accuracy, credibility, updating and completeness of the aforesaid information nor it has any liability arising directly or indirectly from the use of the above Information.

The Company is not liable for the accuracy of the data included in listed companies' announcements. Only the sender of such an announcement is fully and solely liable for any infringement of third party's rights from the content of such announcement, All contents of the Daily Official List are provided only for information purposes and do not constitute investment advice or solicitation to invest in securities or other products listed for trading on the Exchange.

You acknowledge and agree that the Company is the owner of any property rights related to any Information appearing on the Daily Official List including intellectual property rights copyright, trademarks, etc.

The above data are a property of the Hellenic Exchanges-Athens Exchange and are copyright protected. Users are forbidden to reproduce, modify, copy, sale, transmit or redistribute, by all reproduction means and methods, part or the whole of the above data, without reference to their source.

The commercial exploitation of these data is, also, forbidden by third parties. Hellenic Exchanges-Athens Exchange does not carry any responsibility, direct or indirect, derived from usage or accidental alteration of the above data when used by third parties.

Hellenic Exchanges – Athens Stock Exchange S.A.

110 Athinon Ave., 10442 Athens, Tel: (210) 33.66.800, Fax: (210) 32.13.938

www.helex.gr

Thessalonica Stock Exchange Center (T.S.E.C)

16-18 Katouni Str., Thessalonica 546 25 Tel: (2310) 567.667, Fax: (2310) 530.545

Athex Members Guarantee Fund

14-16 Fidiou Str., Athens 106 78, Tel: (210) 33.04.682, Fax: (210) 33.04.155

Hellenic Republic Capital Market Commission

1 Kolokotroni Str. & 1 Stadiou Str., Athens 10562 Tel: (210) 33.77.100 Fax: (210) 33.77.173

Table of Contents

Section 1: Statistical Figures of Securities, Derivatives and Lending

Summary of Markets

Athex Indices

Analytic Figures for Athex Market's Boards and Categories

Trading Details by Athex Sectors and Financial Instruments (ETFs)

Top 10 best & worst performing Shares

Derivatives Summary

Section 2: Analytic Figures of Shares Transactions

Analytic Figures of Shares Transactions

Shares' Notes

Section 3: Figures of Securities Transactions

Securities Blocks Details

Shares Rights Details

Stock Borrowing

Shares Forced Sales

Forced Sales Registered Shares

Exchange Traded Funds (ETFs) Characteristics

Section 5: Bonds traded in Fixed Income Assets Market

Convertible Corporate Bonds - Regulated Market

Non Convertible Corporate Bonds - Regulated Market

Government Bonds

Treasury Bills & Zero Coupon Government Bonds

Government Bonds Traded with the Open Outcry Method

State Banks Bonds

Section 6: Additional Infos

Athex & ATHEXClear Members List

List of Stocks under Market Making operations

Section 7: Derivatives Market Analytic Figures

Index Futures

Stock Futures

Index Options

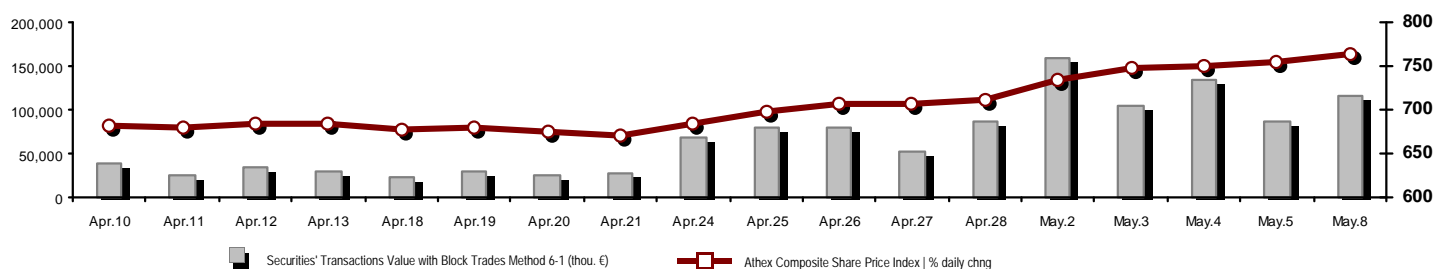
Stock Options

Stock Lending Analytic Figures

Appendix A: Sectors codification for listed companies

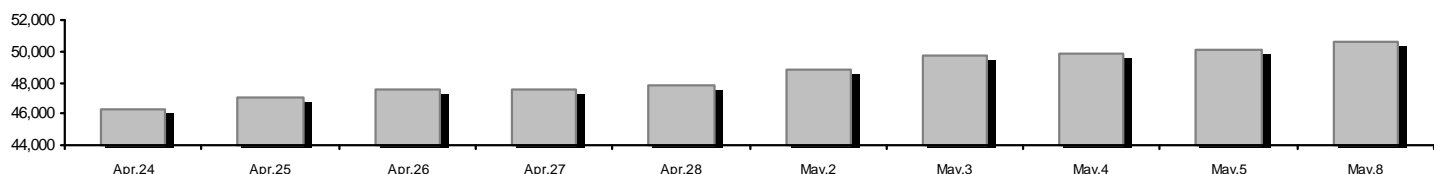
Summary of Markets

Athex Composite Share Price Index vs Shares and Derivatives Transactions Value

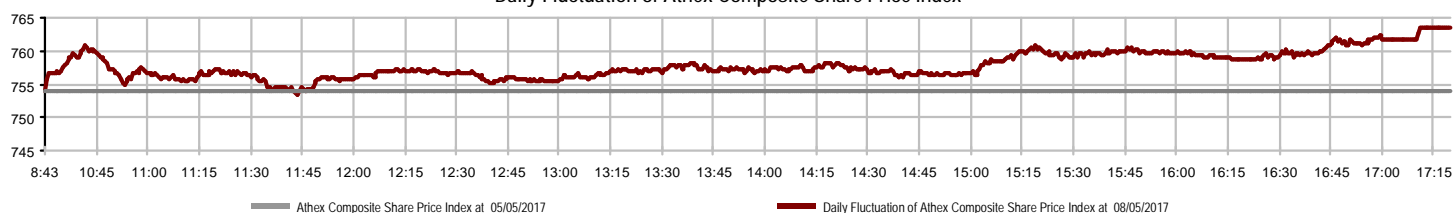


Athex Capitalisation (mill. €) **: 50,573.89	Derivatives Total Open Interest: 483,956
Daily change: mill. € %: 480.55 0.96%	in Index Futures % daily chng: 6,879 0.53%
Yearly Avg Capitalisation: mill. € % chng prev year Avg: 45,043.79 9.46%	in Stock Futures % daily chng: 473,421 0.13%
Athex Composite Share Price Index % daily chng: 763.42 1.25%	in Index Options % daily chng: 2,560 0.04%
Athex Composite Share Price Index Capitalisation (mill. €): 46,124.60	in Stock Options % daily chng: 1,096 0.46%
Daily change (mill. €): 470.63	
Securities' Transactions Value with Block Trades Method 6-1 (115,127.57	Derivatives Contracts Volume: 92,278
Daily change: %: 29,236.83 34.04%	Daily change: pieces %: 193 0.21%
YtD Avg Trans. Value: thou. € % chng prev year Avg: 46,476.19 -23.02%	YtD Avg Derivatives Contracts % chng prev year Avg: 71,478 15.04%
Blocks Transactions Value of Method 6-1 (thou. €): 3,433.51	Derivatives Trades Number: 2,897
Blocks Transactions Value of Method 6-2 & 6-3 (thou. €): 1,578.51	Daily change: number %: -508 -14.92%
Bonds Transactions Value (thou.€): 310.74	YtD Avg Derivatives Trades number % chng prev year Avg: 2,315 -10.79%
Securities' Transactions Volume with Block Trades Method 6-1 (th 163,180.42	Lending Total Open Interest: 935,834
Daily change: thou. pieces %: 32,941.71 25.29%	Daily change: pieces %: -616,350 -39.71%
YtD Avg Volume: % chng prev year Avg: 75,258.51 -21.80%	Lending Volume (Multilateral/Bilateral): 11,500
Blocks Transactions Volume of Method 6-1 (thou. Pieces): 2,790.47	Daily change: pieces %: -6,000 -10.00%
Blocks Transactions Volume of Method 6-2 & 6-3 (thou. Pieces): 2,910.00	Multilateral Lending: 11,500
Bonds Transactions Volume: 306,075.00	Bilateral Lending: 0
Securities' Trades Number with Block Trades Method 6-1: 21,856	Lending Trades Number: 2
Daily change: number %: -2,499 -10.26%	Daily change: %: -4 -16.67%
YtD Avg Derivatives Trades number % chng prev year Avg: 15,369 -18.54%	Multilateral Lending Trades Number: 2
Number of Blocks Method 6-1: 7	Bilateral Lending Trades Number: 0
Number of Blocks Method 6-2 & 6-3: 2	
Number of Bonds Transactions: 26	

Athex Capitalisation (mill. €) **



Daily Fluctuation of Athex Composite Share Price Index



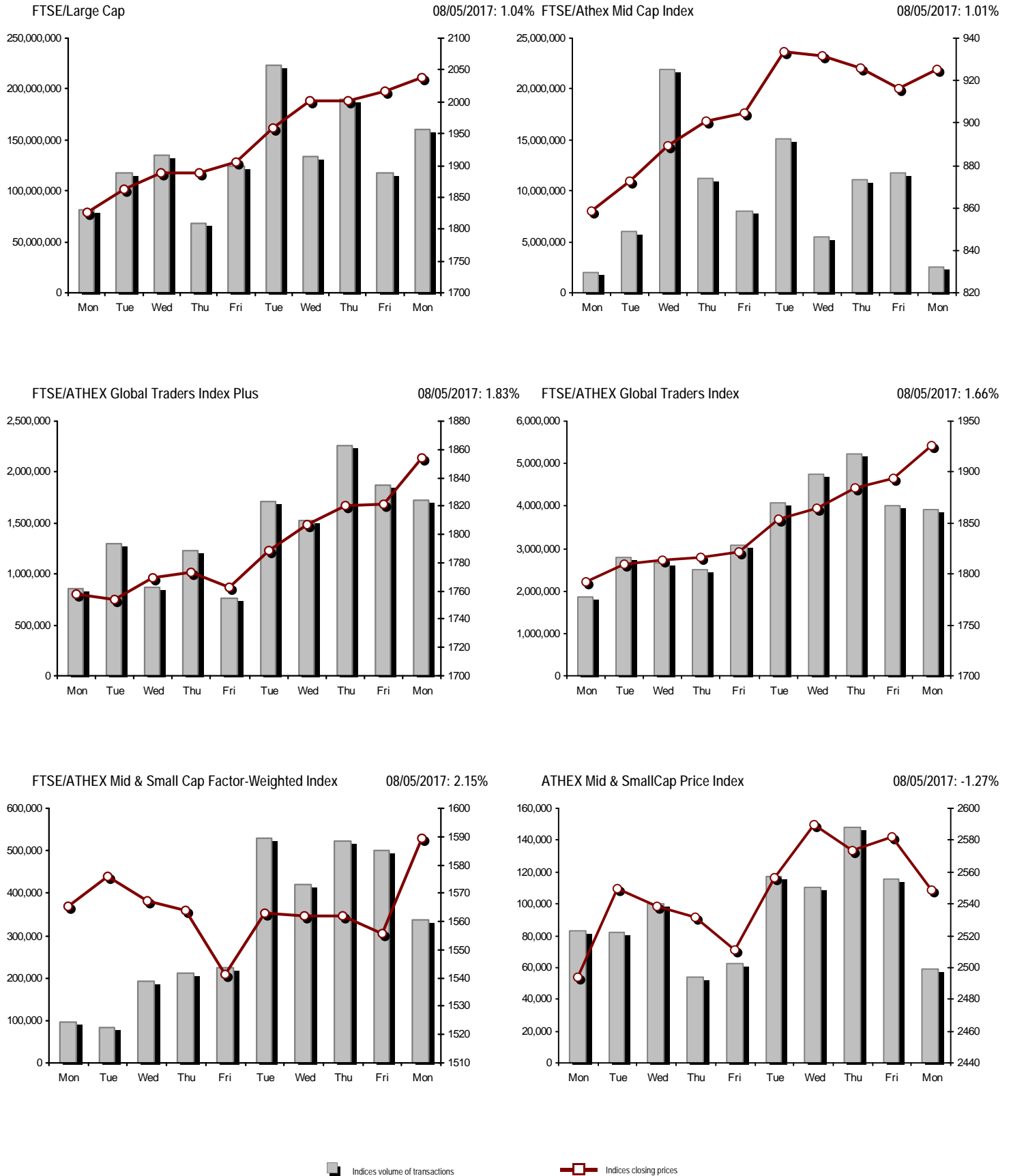
Athex Indices

Index name	08/05/2017	05/05/2017	pts.	%	Min	Max	Year min	Year max	Year change
Athex Composite Share Price Index	763.42 #	753.99	9.43	1.25%	753.50	763.42	602.43	763.42	18.61% #
FTSE/Athex Large Cap	2,038.30 #	2,017.24	21.06	1.04%	2,013.06	2,038.48	1,610.77	2,038.48	17.09% #
FTSE/Athex Mid Cap Index	925.45 #	916.18	9.27	1.01%	914.67	929.28	753.69	942.60	22.79% #
FTSE/ATHEX-CSE Banking Index	762.30 #	751.91	10.39	1.38%	751.91	770.61	503.69	775.22	20.20% #
FTSE/ATHEX Global Traders Index Plus	1,854.37 #	1,820.99	33.38	1.83%	1,817.69	1,854.86	1,470.95	1,854.86	22.52% #
FTSE/ATHEX Global Traders Index	1,925.68 #	1,894.22	31.46	1.66%	1,891.57	1,926.80	1,591.53	1,926.80	17.16% #
FTSE/ATHEX Mid & Small Cap Factor-Weighted Ind	1,589.19 #	1,555.67	33.52	2.15%	1,554.40	1,592.11	1,304.24	1,607.61	18.53% #
Greece & Turkey 30 Price Index	506.51 #	506.37	0.14	0.03%	505.98	510.64	407.85	513.57	14.41% #
ATHEX Mid & SmallCap Price Index	2,549.08 €	2,581.77	-32.69	-1.27%	2,547.65	2,643.99	1,675.92	2,643.99	52.10% #
FTSE/Athex Market Index	500.65 #	495.48	5.17	1.04%	494.64	500.69	396.30	500.69	17.22% #
FTSE Med Index	4,693.92 #	4,674.87	19.05	0.41%			4,400.91	4,817.51	2.12% #
Athex Composite Index Total Return Index	1,169.86 #	1,155.40	14.46	1.25%	1,154.64	1,169.86	918.99	1,169.86	19.15% #
FTSE/Athex Large Cap Total Return	2,963.55 #	2,932.64	30.91	1.05%			2,349.55	2,963.55	17.89% #
FTSE/ATHEX Large Cap Net Total Return	864.02 #	855.09	8.93	1.04%	853.32	864.09	678.89	864.09	17.76% #
FTSE/Athex Mid Cap Total Return	1,129.66 #	1,118.35	11.31	1.01%			949.72	1,139.19	22.79% #
FTSE/ATHEX-CSE Banking Total Return Index	782.56 #	771.89	10.67	1.38%			527.29	782.56	20.20% #
Greece & Turkey 30 Total Return Index	655.31 #	649.90	5.41	0.83%			521.62	658.54	16.65% #
Hellenic Mid & Small Cap Index	928.18 #	914.86	13.32	1.46%	912.49	928.46	766.60	928.46	17.98% #
FTSE/Athex Banks	1,007.18 #	993.45	13.73	1.38%	993.45	1,018.16	665.50	1,024.25	20.20% #
FTSE/Athex Financial Services	1,150.73 #	1,141.71	9.02	0.79%	1,134.43	1,157.68	942.14	1,177.46	8.90% #
FTSE/Athex Industrial Goods & Services	1,728.57 #	1,711.11	17.46	1.02%	1,711.11	1,744.76	1,432.54	1,744.76	18.81% #
FTSE/Athex Retail	3,141.46 €	3,170.68	-29.22	-0.92%	3,126.84	3,172.14	2,529.24	3,172.14	11.80% #
FTSE/ATHEX Real Estate	3,009.50 €	3,049.79	-40.29	-1.32%	2,954.03	3,049.79	2,518.43	3,049.79	13.87% #
FTSE/Athex Personal & Household Goods	8,288.10 #	8,203.70	84.40	1.03%	8,111.21	8,299.18	6,663.96	8,299.18	8.34% #
FTSE/Athex Food & Beverage	9,447.87 €	9,495.78	-47.91	-0.50%	9,391.70	9,496.51	7,597.15	9,548.13	22.57% #
FTSE/Athex Basic Resources	3,303.80 #	3,255.41	48.39	1.49%	3,255.41	3,316.99	2,665.91	3,316.99	22.11% #
FTSE/Athex Construction & Materials	2,637.02 #	2,582.65	54.37	2.11%	2,566.19	2,637.02	2,130.43	2,637.02	16.94% #
FTSE/Athex Oil & Gas	3,706.06 #	3,575.85	130.21	3.64%	3,560.21	3,706.06	2,926.97	3,768.33	23.60% #
FTSE/Athex Media	1,560.68 ~	1,560.68	0.00	0.00%	1,560.68	1,560.68	1,186.11	1,956.05	-11.76% €
FTSE/Athex Travel & Leisure	1,644.59 #	1,615.17	29.42	1.82%	1,610.91	1,644.59	1,424.34	1,644.59	12.14% #
FTSE/Athex Technology	675.16 #	674.56	0.60	0.09%	666.98	681.47	607.65	681.47	5.68% #
FTSE/Athex Telecommunications	2,656.23 #	2,631.46	24.77	0.94%	2,603.93	2,656.23	2,292.89	2,656.23	8.06% #
FTSE/Athex Utilities	1,965.61 #	1,892.81	72.80	3.85%	1,871.65	1,968.28	1,380.52	1,968.28	29.59% #
Athex All Share Index	180.90 #	179.20	1.69	0.95%	180.90	180.90	148.93	180.90	13.70% #
Hellenic Corporate Bond Index	112.69 €	112.71	-0.02	-0.01%			108.78	112.71	3.01% #
Hellenic Corporate Bond Price Index	99.02 €	99.05	-0.03	-0.03%			96.19	99.05	1.32% #

Note 1: FTSE/Med 100, Greece & Turkey 30 Rt., Hellenic Corporate Bond Price Index and Hellenic Corporate Bond Index closing prices refer to the previous trading day of 04/05/2017.

Note 2: The Hellenic Mid & Small Cap Index is a Customized index calculated by the Athens Exchange.

Athex Indices



Analytic Figures for Athex Market's Boards and Categories

	Total Traded Securities	Main Market	Low Dispersion	Other Categories (*)	Exchange Traded Funds (ETFs)	Warrants
Totals	123	106	6	8	1	2
Gain / Lose / Same:	68 / 28 / 27	61 / 23 / 22	2 / 2 / 2	4 / 3 / 1	1 / 0 / 0	0 / 0 / 2
Athex Capitalisation (mill. €) **	50,573.89	47,667.49	2,758.95	147.45		
Daily Average Trans/ons Value(thou.€)	46,476.19	46,057.38	431.66	14.33	19.40	4.06
Transactions Value	116,706.08	116,688.79	5.60	5.28	4.07	2.34
Main Board:	111,694.06	111,676.78	5.60	5.28	4.07	2.34
Blocks Board 6_2_3:	5,012.02	5,012.02	0.00	0.00	0.00	0.00
Forced Sales Board:	0.00	0.00	0.00	0.00	0.00	0.00
Special Terms Board:	0.00	0.00	0.00	0.00	0.00	0.00
Daily Average Transactions Volume	75,258,512	72,513,092	92,723	144,391	1,710	2,568,020
Transactions Volume	166,090,424	164,622,854	4,272	42,334	200	1,420,764
Main Board:	160,389,951	158,922,381	4,272	42,334	200	1,420,764
Blocks Board 6_2_3:	5,700,473	5,700,473	0	0	0	0
Forced Sales Board:	0	0	0	0	0	0
Special Terms Board:	0	0	0	0	0	0
Daily Average Number of Trades	15,369	15,180	71	85	3	31
Number of Trades	21,858	21,752	15	44	2	45
Main Board:	21,849	21,743	15	44	2	45
Blocks Board 6_2_3:	9	9	0	0	0	0
Forced Sales Board:	0	0	0	0	0	0
Special Terms Board:	0	0	0	0	0	0

(*) Summarised Transactions figures for Under Deletion and Under Supervision Categories. (**) The Market Capitalization of the Companies that belong in the Under Supervision Status is not included.

Trading Details by Athex Sectors and Financial Instruments (ETFs)

Code	Sectors	Gain / Lose / Same	Number of Trades	Transactions Volume	Transactions Value	% of Total Trans. Value
8300	- Banks	4 / 1 / 3	11,344	158,718,368	78,127,966.24	66.94%
1700	- Basic Resources	4 / 3 / 1	948	530,178	2,696,162.24	2.31%
1300	- Chemicals	2 / 0 / 1	70	69,399	169,410.50	0.15%
2300	- Construction & Materials	8 / 3 / 1	905	888,433	2,399,293.53	2.06%
12000	- Financial Instruments	1 / 0 / 0	2	200	4,072.10	0.00%
8700	- Financial Services	2 / 1 / 1	595	1,370,932	853,980.23	0.73%
3500	- Food & Beverage	5 / 2 / 4	308	212,885	1,746,415.34	1.50%
4500	- Health Care	3 / 0 / 1	118	199,522	68,215.14	0.06%
2700	- Industrial Goods & Services	8 / 5 / 4	1,044	540,603	1,668,020.73	1.43%
8500	- Insurance	1 / 0 / 0	18	817	2,236.56	0.00%
5500	- Media	0 / 0 / 2	4	8,008	600.28	0.00%
500	- Oil & Gas	3 / 0 / 0	1,088	358,326	3,579,538.63	3.07%
3700	- Personal & Household Goods	9 / 1 / 0	744	510,627	5,728,787.03	4.91%
8600	- Real Estate	2 / 5 / 0	357	64,061	370,210.99	0.32%
5300	- Retail	0 / 1 / 4	562	112,031	2,217,265.47	1.90%
9500	- Technology	6 / 3 / 1	265	112,203	106,382.86	0.09%
6500	- Telecommunications	1 / 0 / 0	904	783,471	7,505,165.97	6.43%
5700	- Travel & Leisure	7 / 2 / 2	1,535	1,050,970	7,408,206.46	6.35%
7500	- Utilities	2 / 1 / 2	1,047	559,390	2,054,152.11	1.76%

Top 10 best & worst performing Shares

Main Market

With positive Price change	Closing price	change	With negative Price change	Closing price	change
HALKOR SA (CB)	0.627	17.42% #	INTRACOM CONSTR. (CR)	0.613	-2.85% €
ELINOIL S.A. (CR)	1.27	9.48% #	BANK OF GREECE (CR)	11.57	-1.78% €
PPC (CR)	3.89	4.85% #	LAMDA DEVELOPMENT SA (CR)	4.74	-1.66% €
MOTOR OIL (CR)	16.00	4.51% #	J & P - AVAX SA (CR)	0.459	-1.29% €
PAPOUTSANIS (CR)	0.189	4.42% #	P.P.A. S.A. (CR)	13.00	-1.22% €
HYGEIA SA (CR)	0.308	4.05% #	GRIVALIA PROPERTIES (CR)	9.44	-1.15% €
GEK TERNA (CR)	3.20	3.90% #	FOLLI FOLLIE (CR)	21.50	-0.92% €
AUTOHELLAS SA (CR)	16.44	3.66% #	MLS MULTIMEDIA SA (CR)	4.35	-0.69% €
TERNA ENERGY (CR)	3.27	2.83% #	MARFIN INVESTMENT GROUP (CR)	0.174	-0.57% €
VIOHALCO SA/NV (CB)	1.96	2.62% #	CC HBC AG (CR)	25.35	-0.51% €
With the highest Transactions Value	Value (thou. €)	change	With the highest Transactions Volume	Volume	change
ALPHA BANK (CR)	29,498.32	0.92% #	NATIONAL BANK (CR)	71,259,704	2.56% #
NATIONAL BANK (CR)	22,609.17	2.56% #	PIRAEUS BANK (CR)	56,448,978	0.44% #
EUROBANK ERGASIAS (CR)	13,026.80	1.81% #	EUROBANK ERGASIAS (CR)	15,402,198	1.81% #
PIRAEUS BANK (CR)	12,847.95	0.44% #	ALPHA BANK (CR)	13,364,828	0.92% #
OTE (CR)	7,505.17	0.94% #	MARFIN INVESTMENT GROUP (CR)	1,248,379	-0.57% €
OPAP (CR)	6,264.44	1.76% #	ATTICA BANK S.A. (CR)	813,156	0.00% -
JUMBO SA (CR)	5,114.49	0.94% #	OTE (CR)	783,471	0.94% #
MYTILINEOS HOLDINGS (CR)	2,577.51	1.49% #	OPAP (CR)	688,663	1.76% #
MOTOR OIL (CR)	2,525.47	4.51% #	PPC (CR)	460,455	4.85% #
FOLLI FOLLIE (CR)	2,205.72	-0.92% €	GEK TERNA (CR)	451,612	3.90% #

Note: Stocks that are not included in the "Low Dispersion" and "Under Supervision" categories, and the transactions value is more than 10,000 €.

Derivatives Summary

	Number of Trades	Volume	Open Interest
Index Futures	377	1,741	6,879
FTSE/Athex Large Cap	377	1,741	6,879
Stock Futures	2,475	90,421	473,421
ALPHA BANK (CR)	214	4,502	20,358
CC HBC AG (CR)	4	4	259
CENERGY HOLDINGS (CB)	23	143	2,723
ELLAKTOR (CR)	69	810	5,167
EUROBANK ERGASIAS (CR)	380	9,797	49,655
EYDAP S.A. (CR)	11	48	308
FOLLI FOLLIE (CR)	32	84	783
FOURLIS (CR)	7	37	192
GEK TERNA (CR)	61	513	10,065
GRIVALIA PROPERTIES (CR)	9	31	73
HELLENIC EXCHANGES-A.S.E. (CR)	10	32	520
HELLENIC PETROLEUM (CR)	68	207	4,729
INTRALOT (CR)	7	25	3,390
JUMBO SA (CR)	12	40	521
MARFIN INVESTMENT GROUP (CR)	78	1,754	70,412
METKA (CR)	13	81	403
MOTOR OIL (CR)	47	90	345
MYTILINEOS HOLDINGS (CR)	115	805	10,208
NATIONAL BANK (CR)	363	26,541	77,298
OPAP (CR)	58	215	2,705
OTE (CR)	38	217	5,237
P.P.A. S.A. (CR)	13	21	614
PIRAEUS BANK (CR)	531	43,009	194,306
PPC (CR)	191	985	5,086
TERNA ENERGY (CR)	23	155	1,603
TITAN CEMENT (CR)	6	6	96
VIOHALCO SA/NV (CB)	92	269	6,365
Index Options	44	111	2,560
FTSE/Athex Large Cap	44	111	2,560
Stock Options	1	5	1,096
ALPHA BANK (CR)	0	0	120
NATIONAL BANK (CR)	0	0	250
OPAP (CR)	0	0	92
OTE (CR)	1	5	87
PIRAEUS BANK (CR)	0	0	0
PPC (CR)	0	0	547
Total Derivatives Traded	2,897	92,278	483,956

Number of Outstanding Securities	Nominal Value	Dividends [1] 2014 2015 2016	Date of Last Coupon Dividend [2] Right	Note	Shares	Closing price	% change	Previous closing price/date	Open price	Price min	Price max	Last price	Avg price	Last Bid [7]	Last Ask [7]	P/E after	Year	Volume	Trades	Transactions Value[8]	Company Mkt Value (thou. €)	Year low	Year high	Sector[4]
215,246,452	0.300	---	25/06/2001	24/09/2001	4446	ALTEC SA (CR)	0.012	---	0.012	30/11/2015	---	---	---	---	---	---	---	---	---	---	2,582.96	0.012	0.012	9533
20,255,805	0.300	---	22/08/2006	02/08/2010	5136	AXON HOLDING SA (CR)	0.058	---	0.058	28/04/2017	---	---	---	---	7751@0.058	---	---	---	---	---	1,174.84	0.007	0.066	4533
23,648,700	0.350	---	13/07/2011	31/03/2015	5132	KLEEMAN HELLAS SA (CR)	2.02	---	2.02	20/04/2017	---	---	---	---	---	---	---	---	---	---	47,770.37	1.92	2.04	2757
13,555,100	1.00	---	---	08/07/2005	4576	MICROLAND COMPUTERS SA (CR)	0.640	---	0.640	14/07/2009	---	---	---	---	---	---	---	---	---	---	8,675.26	0.640	0.640	5379
40,946,303	0.360	---	18/07/2005	27/11/2007	5089	PC SYSTEMS SA (CR)	0.006	---	0.006	31/03/2016	---	---	---	---	---	---	---	---	---	---	245.68	0.006	0.006	9533
33,301,715	0.320	---	27/06/2003	08/07/2009	5135	AEGEK (CR)	0.035	---	0.035	27/04/2017	---	---	---	---	---	---	---	---	---	---	1,165.56	0.031	0.056	2357
5,000,000	0.400	---	03/06/2009	01/09/2014	5087	ALCO HELLAS SA (CR)	0.180	---	0.180	31/03/2015	---	---	---	---	---	---	---	---	---	---	900.00	0.180	0.180	1753
14,870,100	0.300	---	15/05/2008	26/09/2011	5130	ALPHA GRISSIN S.A. (CR)	0.014	---	0.014	13/04/2017	---	---	---	---	---	---	---	---	---	---	208.18	0.014	0.031	9533
81,122,516	3.00	---	23/06/2003	04/11/2008	5131	ASTIR PALACE SA (CR)	5.48	---	5.48	20/04/2017	---	---	---	---	---	---	---	---	---	---	444,551.39	5.34	5.48	5753
81,644,555	0.300	---	01/07/2008	02/09/2002	5098	ATTI - KAT SA (CR)	0.012	---	0.012	29/05/2015	---	---	---	---	---	---	---	---	---	---	979.73	0.012	0.012	2357
20,121,710	1.21	---	27/07/1992	12/03/2003	5002	BALKAN R.E. (CR)	0.190	---	0.190	29/08/2013	---	---	---	---	---	---	---	---	---	---	3,823.12	0.190	0.190	8633
33,930,000	0.300	---	03/07/2006	30/05/2001	4865	BABIS VOVOS SA (CR)	0.304	---	0.304	30/03/2012	---	---	---	---	---	---	---	---	---	---	10,314.72	0.304	0.304	8633
6,000,000	0.600	---	13/06/2008	08/04/2004	5137	EUROBROKERS S.A. (CR)	0.007	---	0.007	28/04/2017	---	---	---	---	30000@0.008	---	---	---	---	---	42.00	0.007	0.010	8534
7,847,611	1.20	---	01/08/2007	28/09/2011	4939	EDRASIS - C. PSALLIDAS SA (CR)	0.150	---	0.150	29/11/2012	---	---	---	---	---	---	---	---	---	---	1,177.14	0.150	0.150	2357
36,748,909	0.730	---	15/12/2005	13/12/2006	5109	HEL. SUGAR INDUSTRY SA (CB)	0.075	---	0.075	29/02/2016	---	---	---	---	---	---	---	---	---	---	2,756.17	0.075	0.075	3577
30,390,000	0.310	---	18/08/2008	29/12/2006	5099	HELLENIC FISHFARMING SA (CR)	0.070	---	0.070	02/06/2015	---	---	---	---	---	---	---	---	---	---	2,127.30	0.070	0.070	3573
13,692,227	1.47	---	07/07/2006	08/10/1999	5049	HELLENIC FABRICS SA (CR)	0.117	---	0.117	31/03/2014	---	---	---	---	---	---	---	---	---	---	1,601.99	0.117	0.117	3763
24,619,524	0.500	---	10/10/1986	30/12/2002	4914	KERAMIA-ALLATINI (CR)	0.088	---	0.088	30/08/2012	---	---	---	---	---	---	---	---	---	---	2,166.52	0.088	0.088	8633
66,937,526	0.700	---	13/08/2010	21/05/2003	5003	MICHANIKI SA (CR)	0.100	---	0.100	29/08/2013	---	---	---	---	---	---	---	---	---	---	9,186.78	0.100	0.100	2357
25,968,987	0.700	---	13/08/2010	21/05/2003	5004	MICHANIKI SA (PR)	0.096	---	0.096	29/08/2013	---	---	---	---	---	---	---	---	---	---	9,186.78	0.096	0.096	2357
255,459,600	0.300	---	26/06/2000	03/12/2010	5101	NEL SA (CR)	0.070	---	0.070	31/08/2015	---	---	---	---	---	---	---	---	---	---	17,882.17	0.070	0.070	5759
23,463,874	0.800	---	23/05/2003	21/12/1999	4918	NEORION SA (CR)	0.125	---	0.125	30/08/2012	---	---	---	---	---	---	---	---	---	---	2,932.98	0.125	0.125	2753
41,068,800	0.420	(0.03)	0.1205	19/08/2016	17/02/2016	5129	CRETE PLASTICS SA (CR)	5.33	---	5.33	03/04/2017	---	---	---	900@4.80	---	---	---	---	---	218,896.70	4.77	5.35	1357
144,688,060	0.600	---	---	21/04/2008	10/03/2010	4982	T BANK (CR)	0.048	---	0.052	# 29/11/2011	---	---	---	---	---	---	---	---	---	6,945.03	0.048	0.048	8355
284,465,964	3.70	---	---	20/06/2008	15/06/2009	4913	TT HELLENIC POSTBANK (CR)	0.168	---	0.239	# 29/08/2012	---	---	---	---	---	---	---	---	---	47,790.28	0.168	0.168	8355
13,920,000	0.320	---	---	19/11/2001	01/08/2000	4726	TEXAPRET SA (CR)	0.080	---	0.080	28/02/2011	---	---	---	---	---	---	---	---	---	1,113.60	0.080	0.080	3763
100,793,572	0.300	---	---	16/07/2009	11/02/2016	5110	TELETIPOS SA (CR)	0.060	---	0.060	07/03/2016	---	---	---	---	5@0.048	---	---	---	---	6,047.61	0.060	0.060	5553
510,840	1.00	---	---	15/07/2008	21/11/2013	5036	TROPEA HOLDING (CR)	2.00	---	0.020	# 30/03/2012	---	---	---	---	---	---	---	---	---	1,021.68	2.00	2.00	3722

Shares' Notes

Code	Note text
()	- Adjusted dividends.
*	- Last adjusted closing price.
[1]	- Net dividends.
[2]	- The "Date of Last Coupon" for New listings refers to the date company's stocks started to trade in Athex
[3]	- The Company Market Value is referred to the number of outstanding shares
[4]	- Sectors codification can be found in Appendix A
[5]	- The Market Value refers to the total number of shares listed (including their several classes) in the exchange by the company.
[6]	- P/E greater than 100
[7]	- Last view of the Order Book before the end of the trading session
[8]	- All Blocks Methods' Transactions Value are included.
4446	- Transfer to the "Under Supervision" Category as of 20/10/2008.
4576	- Suspension of trading as of 14/7/2009.
4690	- Transfer to Surveillance category as of 4/4/2006.
4726	- Suspension of trading as of 1/3/2011.
4750	- Transfer to the "Under Surveillance Category" from 8/4/2011.
4795	- The final gross (pre-tax) dividend is € 0.30 per share and subject to withholding tax on the full dividend amount, i.e. 0,45 per share, for those shareholders liable to withholding tax, in accordance with the applicable tax law provisions.
4814	- Transfer to the Low Dispersion Category as of 30/5/2011.
4815	- Transfer to the Low Dispersion Category as of 30/5/2011.
4817	- Transfer to the Low Dispersion Category as of 30/5/2011.
4822	- Transfer to the Low Dispersion category as of 30/5/2011.
4823	- Transfer to the Low Dispersion category as of 4/4/2006.
4827	- Transfer to the Low Dispersion category as of 5/5/2010.
4865	- Suspension of trading as of 2/4/2012.
4882	- Transfer to the Surveillance Category as of 10/4/2012.
4887	- Transfer to the Surveillance Category as of 10/4/2012.
4888	- Transfer to the Surveillance Category as of 10/4/2012.
4912	- Transfer to the Surveillance Category as of 31/7/2012.
4913	- Suspension of trading as of 30/8/2012.
4914	- Suspension of trading as of 31/8/2012.
4918	- Suspension of trading as of 31/8/2012.
4937	- Transfer to the UNDER DELETION category as of 30/11/2012.
4938	- Transfer to the UNDER DELETION category as of 30/11/2012.
4939	- Suspension of trading as of 30/11/2012.
4955	- Transfer to the Surveillance Category as from 5/4/2013.
4956	- Transfer to the Surveillance Category as from 5/4/2013.
4957	- Transfer to the Surveillance Category as from 5/4/2013.
4958	- Transfer to the Surveillance Category as from 5/4/2013.
4959	- Transfer to the Surveillance Category as from 5/4/2013.
4977	- Transfer to the "Under Surveillance Category" from 11/6/2013.
4982	- Suspension of trading as of 1/12/2011.
4983	- Transfer to the Surveillance Category as of 5/4/2013.
4985	- Transfer to the "Under Surveillance Category" from 8/4/2011.
4997	- Transfer to the Under Supervision Category as of 21/12/2009. - The 6,870,053 new (CB) shares, resulting from the recent share capital increase through a rights issue, are not yet admitted to trading on the ATHEX.
5002	- Suspension of trading as of 30/08/2013.
5003	- Suspension of trading as of 30/08/2013.
5004	- Suspension of trading as of 30/08/2013.
5007	- Transfer to the Surveillance category, as of 11/10/2013.
5031	- The 612,300 new (CR) shares, resulting from the recent share capital increase through a rights issue, are not yet admitted to trading on the ATHEX.
5036	- The company's share is under suspension of trading as of 2/4/2012. During suspension, the company proceeded and concluded a share reverse split, according to which - after the conclusion of the corporate action - the total number of the company's shares, as well as, the last closing price of 30/03/2012 were adjusted.
5046	- Transfer to the Low Dispersion category as of 8/4/2011.

Shares' Notes

Code	Note text
5049	- Under suspension of trading as of 1/4/2014.
5057	- Transfer to the Surveillance Category as of 29/12/2011.
5058	- Transfer to the Surveillance Category as of 29/12/2011.
5062	- Transfer to the UNDER DELETION category as of 4/6/2014.
5080	- Suspension of trading as of 6/9/2011.
5087	- Suspension of trading as of 1/4/2015.
5089	- Transfer to the Surveillance Category as of 8/4/2015.
5092	- Transfer to the UNDER DELETION category as of 8/4/2015.
5093	- Transfer to the Surveillance Category as of 8/4/2015.
5094	- Transfer to the Surveillance Category as of 8/4/2015.
5095	- Transfer to the Surveillance Category as from 9/4/2015.
5097	- Transfer to the Surveillance Category as of 10/4/2012.
5098	- Suspension of trading as of 2/6/2015.
5099	- Suspension of trading as of 3/6/2015.
5101	- Suspension of trading as of 1/9/2015.
5104	- Transfer to the "Low Dispersion" Category as of 31/10/2014. Change of the company name from "MIG REAL ESTATE R.E.I.C." to "NBG PANGAEA R.E.I.C." as of 30/12/2015.
5109	- Suspension of trading as of 01/03/2016.
5110	- Suspension of trading as of 08/03/2016.
5111	- Transfer to the Under Deletion Category as of 15/04/2016.
5112	- Transfer to the Surveillance Category as of 15/04/2016.
5113	- Transfer to the Surveillance Category as of 15/04/2016.
5114	- Transfer to the Surveillance Category as of 15/04/2016.
5115	- Transfer to the Surveillance Category as of 15/04/2016.
5116	- Transfer to the Low Dispersion Category as of 20/4/2016.
5118	- Transfer to the Surveillance Category as of 25/11/2011. Issue of a Convertible Bond Loan in progress through a rights issue. Rights' trading period on ATHEX: 22/09/2016 - 03/10/2016, pre-emption rights' subscription period: 22/09/2016 - 06/10/2016.
5123	- Transfer to the Surveillance Category as of 10/4/2014.
5124	- The 30,874,635 new (CR) shares, resulting from the recent share capital increase through a rights issue, are not yet admitted to trading on the ATHEX.
5127	- Transfer to the Low Dispersion Category as of 03/03/2017.
5128	- Transfer to the Low Dispersion Category as of 24/03/2017.
5129	- Suspension of trading as of 04/04/2017.
5130	- Suspension of trading as of 18/04/2017.
5131	- Suspension of trading as of 21/04/2017.
5132	- Suspension of trading as of 21/04/2017.
5135	- Suspension of trading as of 28/04/2017.
5136	- Suspension of trading as of 02/05/2017.
5137	- Suspension of trading as of 02/05/2017.
5139	- Transfer to the Surveillance Category as of 10/4/2012. Share capital increase in progress through a rights issue. Rights' trading period on ATHEX: 04/05/2017 - 15/05/2017, pre-emption rights' subscription period: 04/05/2017 - 18/05/2017.

Securities Blocks Details

Securities	Block Volume	Price	Block Trade Value	Time of approval	Note
ALPHA BANK (CR)	385,000	2.11	812,427.00	11:00:59	14
NATIONAL BANK (CR)	2,525,000	0.303	766,085.00	11:02:10	14
OPAP (CR)	50,000	9.06	453,000.00	13:00:25	20
NATIONAL BANK (CR)	1,042,717	0.318	331,584.01	14:30:43	20
MOTOR OIL (CR)	46,880	15.37	720,512.78	16:32:50	20
OTE (CR)	35,000	9.60	336,000.00	17:02:01	20
OTE (CR)	74,234	9.60	712,646.40	17:02:51	20
OTE (CR)	41,642	9.60	399,763.20	17:03:53	20
NATIONAL BANK (CR)	1,500,000	0.320	480,000.00	17:17:37	20

Blocks Notes

- 9 - Method 6-1 / Special Fees
- 10 - Method 6-1 / Special Fees, SDS
- 14 - Method 6-3 / Settlement, Incomplete Buy and Sell
- 18 - Method 6-2 / SPOT 1
- 19 - Method 6-2 / SPOT 2
- 20 - Method 6-1 and Method 6-1 Same Day Settlement
- 21 - Other Pre-agreed

Shares Rights Details

Occured date	Exercise from	Exercise until	Trading until	Rights	Price min	Price max	Closing price	Last Bid	Last Ask	Volume	Trades	Transactions Value
27/04/2017	04/05/2017	18/05/2017	15/05/2017	P.G. NIKAS S.A. (CR)	---	---	0.003	---	---	---	---	---

Shares Forced Sales

Securities	Transaction s Volume	Number of Trades	Transactions Value	Note
------------	-------------------------	---------------------	-----------------------	------

No Forced Transactions.

Forced Sales Notes

- 1 - Normal Forced Sale.
- 2 - Forced Sales of Fixed Registered Shares.
- 3 - Forced Sales of Remaining Stock Fractions.

Forced Sales Registered Shares

Securities	Start Date	End Date	Initial Volume	Remaining Volume	Date	Avg price (day)	Avg price (period)	Number of Trades	Transactions Volume	Transactions Value
------------	------------	----------	----------------	------------------	------	-----------------	--------------------	------------------	---------------------	--------------------

No Fixed Registered Shares Forced Sales.

Forced Sales Notes

According to Decision 1/380/04.05.2008 of the Hellenic Republic Capital Market Commission, the certificated registered shares that have not been deposited to the issuer for dematerialisation, will be auctioned in the Athens Exchange by the supervising issuer. Forced sales procedure is held according to Article 99A of the Athens Exchange Rulebook. The average price of the period is calculated by dividing the Total transactions value by the Total volume and includes all the transactions made until the current date.

Exchange Traded Funds (ETFs) Characteristics

	Transactions Date (T)	Creation / Redemption	Units (T-1)	New Units (T-1)	Redemptio n Units (T-	Units (T) [1]	Fund Assets [2]	Net Unit Price	Dividen d per	Dividend Date
ALPHA ETF FTSE Athex Large Cap	08/05/2017	5,000	619,082	---	---	619,082	12,487,480.00	20.1710	0.37	30/06/2016

ETFs Notes

[1] - Units (T) = Units (T-1) + New Units (T-1) - Redemption Units (T-1)

[2] - The Creation / Redemption Units of T-1 are included.

Convertible Corporate Bonds - Regulated Market

Num Listed Bonds	Nominal price	Issue price	Today's Rate	Exp. Date	Duration (years)	Note	Coupon		Trading	Corporate Bonds	Price min	Price max	Closing price	Previous closing price/date	Volume	Transactions Value	Last order		ear min	Year max	
							Common	Preferred									Price	Buy / Sell			Date
233,748,933	0.30	0.30	1.00	11/10/2025	9	---	3	---	1	FORTHNET S.A. (Convertible)	---	---	---	---	---	---	0.1000	B	28/03/2017	100.0000	100.0000
1,774,359	13.76	9.77	0.00	21/10/2025	18	---	26	---	1	NIREUS S.A. (Convertible)	---	---	---	100.0000 12/07/2016	---	---	1.0000	S	08/05/2017	100.0000	100.0000
212,237,880	1.00	1.00	6.30	29/07/2020	7	---	16	---	1	MARFIN INVESTMENT GROUP S.A. SERIES B (Convert.)	---	---	---	0.9000 10/04/2017	---	---	0.3950	B	08/05/2017	0.8500	0.9000
163,009,139	1.00	1.00	7.00	29/07/2019	6	---	16	---	1	MARFIN INVESTMENT GROUP S.A. SERIES A (Convert.)	---	---	---	1.0000 23/08/2013	---	---	0.4000	B	08/05/2017	1.0000	1.0000

Corporate Bonds Notes

Transactions Volume = (Pieces) * (Nominal Price). Transactions Value = (Pieces) * (Nominal Price) * (price %) + (Accrued interest).

The price of a Bond is stated as a percentage (%) of Bond's Nominal Price.

Nominal Price in Euros (€), except if it is noted differently.

Non Convertible Corporate Bonds - Regulated Market

Num Listed Bonds	Nominal price	Issue price	Today's Rate	Exp. Date	Duration (years)	Note	Coupon		Trading	Corporate Bonds	Accrued Int.	Yield.T.Mat	Price min	Price max	Closing price	Previous closing price/date	Volume	Transactions Value	Last order		ear min	Year max		
							Common	Preferred											Price	Buy / Sell			Date	
200,000	1,000.00	1,000.00	3.50	21/03/2022	5	---	1	---	1	O.P.A.P. S.A. (Non Convertible)	4.8611	3.2570	100.8000	101.2000	100.9696	100.9700	05/05/2017	260,000	263,905.96	100.8500	B	08/05/2017	100.2800	101.4000
40,000,000	1.00	1.00	5.00	04/10/2021	5	---	3	---	1	HOUSEMARKET S.A. (Non Convertible)	0.0050	4.5530	100.8600	101.2500	101.1531	101.1530	05/05/2017	46,075	46,836.65	100.9000	B	08/05/2017	100.1895	102.7000

Corporate Bonds Notes

Transactions Volume = (Pieces) * (Nominal Price). Transactions Value = (Pieces) * (Nominal Price) * (price %) + (Accrued interest).

The price of a Bond is stated as a percentage (%) of Bond's Nominal Price.

Nominal Price in Euros (€), except if it is noted differently.

Government Bonds

Number Listed Bonds	Nominal price	Today's Rate	Accrued Interest Calc	Exp. Date [1]	Duration (years)	Note	Coupons Date	Curr. coupon value	Trading Unit	Government Bonds	Price min	Price max	Closing price	Previous closing price/date	Volume	Transactions Value	Price	Last order Buy / Sell	Date
1,792,455,803	1.00	3.00	Actual/Actual	24/02/2023	11	---	24/02	3.00	1	GGB-FXD-240223-11Y-2.000-1.00	---	---	---	10.0000 22/06/2015	---	---	---	---	---
1,771,485,249	1.00	3.00	Actual/Actual	24/02/2024	12	---	24/02	3.00	1	GGB-FXD-240224-12Y-2.000-1.00	---	---	---	10.0000 22/06/2015	---	---	---	---	---
1,744,316,583	1.00	3.00	Actual/Actual	24/02/2025	13	---	24/02	3.00	1	GGB-FXD-240225-13Y-2.000-1.00	---	---	---	10.0000 22/06/2015	---	---	---	---	---
1,498,761,836	1.00	3.00	Actual/Actual	24/02/2026	14	---	24/02	3.00	1	GGB-FXD-240226-14Y-2.000-1.00	---	---	---	10.0000 22/06/2015	---	---	---	---	---
1,469,952,920	1.00	3.00	Actual/Actual	24/02/2027	15	---	24/02	3.00	1	GGB-FXD-240227-15Y-2.000-1.00	---	---	---	10.0000 22/06/2015	---	---	---	---	---
1,525,434,082	1.00	3.00	Actual/Actual	24/02/2028	16	---	24/02	3.00	1	GGB-FXD-240228-16Y-2.000-1.00	---	---	---	10.0000 22/06/2015	---	---	---	---	---
1,503,860,546	1.00	3.00	Actual/Actual	24/02/2029	17	---	24/02	3.00	1	GGB-FXD-240229-17Y-2.000-1.00	---	---	---	10.0000 22/06/2015	---	---	---	---	---
1,435,418,132	1.00	3.00	Actual/Actual	24/02/2030	18	---	24/02	3.00	1	GGB-FXD-240230-18Y-2.000-1.00	---	---	---	10.0000 22/06/2015	---	---	---	---	---
1,368,045,727	1.00	3.00	Actual/Actual	24/02/2031	19	---	24/02	3.00	1	GGB-FXD-240231-19Y-2.000-1.00	---	---	---	10.0000 22/06/2015	---	---	---	---	---
1,373,758,194	1.00	3.00	Actual/Actual	24/02/2032	20	---	24/02	3.00	1	GGB-FXD-240232-20Y-2.000-1.00	---	---	---	10.0000 22/06/2015	---	---	---	---	---
1,452,639,893	1.00	3.00	Actual/Actual	24/02/2033	21	---	24/02	3.00	1	GGB-FXD-240233-21Y-2.000-1.00	---	---	---	10.0000 22/06/2015	---	---	---	---	---
1,410,344,954	1.00	3.00	Actual/Actual	24/02/2034	22	---	24/02	3.00	1	GGB-FXD-240234-22Y-2.000-1.00	---	---	---	10.0000 22/06/2015	---	---	---	---	---
1,444,202,190	1.00	3.00	Actual/Actual	24/02/2035	23	---	24/02	3.00	1	GGB-FXD-240235-23Y-2.000-1.00	---	---	---	10.0000 22/06/2015	---	---	---	---	---
1,505,138,031	1.00	3.00	Actual/Actual	24/02/2036	24	---	24/02	3.00	1	GGB-FXD-240236-24Y-2.000-1.00	---	---	---	10.0000 22/06/2015	---	---	---	---	---
1,396,254,095	1.00	3.00	Actual/Actual	24/02/2037	25	---	24/02	3.00	1	GGB-FXD-240237-25Y-2.000-1.00	---	---	---	10.0000 22/06/2015	---	---	---	---	---
1,382,167,704	1.00	3.00	Actual/Actual	24/02/2038	26	---	24/02	3.00	1	GGB-FXD-240238-26Y-2.000-1.00	---	---	---	10.0000 22/06/2015	---	---	---	---	---
1,337,331,257	1.00	3.00	Actual/Actual	24/02/2039	27	---	24/02	3.00	1	GGB-FXD-240239-27Y-2.000-1.00	---	---	---	10.0000 22/06/2015	---	---	---	---	---
1,371,908,706	1.00	3.00	Actual/Actual	24/02/2040	28	---	24/02	3.00	1	GGB-FXD-240240-28Y-2.000-1.00	---	---	---	10.0000 22/06/2015	---	---	---	---	---
1,360,659,778	1.00	3.00	Actual/Actual	24/02/2041	29	---	24/02	3.00	1	GGB-FXD-240241-29Y-2.000-1.00	---	---	---	10.0000 22/06/2015	---	---	---	---	---
1,432,747,403	1.00	3.00	Actual/Actual	24/02/2042	30	---	24/02	3.00	1	GGB-FXD-240242-30Y-2.000-1.00	---	---	---	10.0000 22/06/2015	---	---	---	---	---
742,153	1,000.00	0.93	FLR Actual/360	10/08/2019	5	---	10/02 - 10/08	---	1	GGB-FLT-100819-05Y-0.934-1.000	---	---	---	---	---	---	---	---	---
4,030,827	1,000.00	4.75	Actual/Actual	17/04/2019	5	---	17/04	4.75	1	GGB-FXD-170419-05Y-4.750-1.000	---	---	---	---	---	---	---	---	---
2,089,066	1,000.00	3.38	Actual/Actual	17/07/2017	3	---	17/07	3.38	1	GGB-FXD-170717-03Y-3.375-1.000	---	---	---	---	---	---	---	---	---

Government Bonds Notes

Transactions Volume = (Pieces) * (Nominal Price). Transactions Value = (Pieces) * (Nominal Price) * (price %) + (Accrued interest).

The Value of current coupon for the issues with NV 0.01 euro refers to NV 100 euros

FLR: Floating Interest Rate.

[1] - The Expiration Date of the interest bearing period and the Date for coupon payment.

Bonds in Circulation	Currency / Min nominal traded Value	Coupons Payment Date	Current Coupon Value	Note	Coupon	Trading Unit	Issue Date	Duration (years)	Today's Interest	A.I.C in days	Bonds	Last price of previous days		Last Outcry in Cash (euro)			Trades in Pieces	Life min	Life Max
												Price	Buy / Sell	Price	Buy / Sell	Date			
Corporate Bonds in Foreign Currency and Euro																			
103,746	GBP / 10	01/12	0.25	---	58	1	01/12/1930	98	2.5	360	National Mortgage Bank	2.27	05/02/1996	2.27	S	05/02/1996	---	2.27	2.27
0	GBP / 10	01/12	0.25	---	60	1	01/12/1928	100	2.5	360	National Mortgage Bank	---	---	---	---	---	---	---	---

Government Bonds Notes

A.I.C: Accrued Interest Calculation base.

FLR: Floating Interest Rate.

The minimum tradeable Nominal Value for all Demeterialised Government Titles is 100 Euros.

(μτφρ-0)

Athex & ATHEXClear Members List

Member Name	Stock Market			Derivatives Market		ATHEXClear Member				
	Address	Phone	Fax	Market Member	Remote Member	Market Maker	Proprietary	Market Maker	General Clearing	Direct Clearing
A. SARRIS SECURITIES S.A.				a						
6, DRAGATSANIOU ATHINA	+30 2103367700	210-3312324								
ALPHA FINANCE INVESTMENT SERVICES S.A.				a		a	a	a		a
5, MERLIN ATHINA	+30 2103677400	210-33311193								
ALPHA BANK A.E.									a	
40, STADIOU STR ATHINA	(210)-3260000	(210)-3264116								
	(210)-3265546	(210)-3265811								
103, AVE. ATHINON ATHINA	+30 2103436820	210-3436270								
ARGUS STOCKBROKERS LTD				a	a		a			
25, DIMOSTHENI SEVERI AVE NICOSIA	+357 22717000	0035722717070								
ATLANTIC SECURITIES LIMITED				a	a					
37, PRODROMOU NICOSIA	+357 22445400	00357 22661914								
ATLAS SECURITIES S.A.				a			a			
, 125 MICHALAKOPOULOU & 14-16 VERVENON ATHINA	+30 2103363300	210-3238925								
ATTICA BANK S.A.									a	
54, AKADIMIAS STR. ATHINA	(210)-3390757	(210)-3646090								
23, OMIROU ATHINA	+30 2103669261	210-3669265								
23, OMIROU STR. ATHINA	(210)-3669000	(210)-3669410								
AXIA VENTURES GROUP LTD				a	a					
, KRANIDIOTI 10, OFFICE 102 NICOSIA	+357 22742000	357 22742001								
AXON SECURITIES S.A.				a			a			
48, STADIOU ATHINA	+30 2103363800	210-3243903								
BANK OF AMERICA MERRILL LYNCH				a	a					
2, KING EDWARD STREET LONDON	+44 20276281000									
BETA SECURITIES S.A.				a		a	a			a
29, ALEXANDRAS AVEN. & VRAILA ATHINA	+30 2106478900	210-6410139								
BNP PARIBAS SECURITIES SERVICES S.A.									a	
2, LAMPSAKOU ATHINA	+30 2107468500	210-7468579-581								
CAPITAL SECURITIES S.A.				a			a			
58, MITROPOLEOS ATHINA	+30 2103369700	+30 210 3369820								
CFS SECURITIES-INVESTMENT SERVICES S.A.				a						
3, PAPARRIGOPOULOU ATHINA	+30 2103360800	+30 210-3360980								
CITIGROUP GLOBAL MARKET LTD				a	a					
1, CITIGROUP CENTER, CANADA SQ., CANARY WHARF LONDON	+44 02079864000									
CREDIT SUISSE SECURITIES (EUROPE) LIMITED				a	a					
, ONE CABOT SQUARE LONDON	+44 2078888888									
CYCLOS SECURITIES S.A.				a			a			a
39, PANEPISTIMIOU ATHINA	+30 2103364300	+30 210-3239122								
D.A. TSEKOURAS SEC. S.A.				a						
33, STADIOU ATHINA	+30 2103245100	210-3211997								
DELTASTOCK AD										a
115, MEGAPARK OFFICE BUILDING, OFFICE AREA E, G TSARIGRADSKO BULVARA	+359 28115051	+359 28115049								
DEUTSCHE BANK S.A.				a	a		a			
1, GREAT WINCHESTER STREET LONDON	+44 20 754 54209	00441133361437								
DYNAMIC SECURITIES S.A.				a			a			a
8, OMIROU ATHINA	+30 2103677700	210-3677777								
EL. PETROPOULAKIS SECURITIES S.A.				a			a			
9, ARISTEIDOU ATHINA	+30 2103213928	+30 210-3216810								
ESTINVEST S.A.										a
9, TH REPUBLICII STREET FOCSANI	+40 237238900	+40 237237471								
EUROBANK ERGASIAS S.A.									a	
8, OTHONOS ATHINA	+30 2103337000	210-3245916								
8, OTHONOS STR. ATHINA	(210)-3337969	(210)-3245916								
	(210)-3337000	(210)-3233866								
EUROBANK SECURITIES INVESTMENT FIRM S.A				a		a	a	a		a
, FILELLINON 10 & XENOFONTOS 13 ATHINA	+30 2103720000	210-3720001								
EUROCORP SECURITIES S.A.				a			a			a
14, SQ.FILIKIS ETAIRIAS ATHINA	+30 2107263500	210-7263666								
EUOTRUST BROKERAGE S.A.				a						
113, SEVASTOUPOLEOS ATHINA	+30 2103363100	+30 210-3238334								
EUROXX SECURITIES S.A.				a		a	a	a		a
7, PALAIOLOGOU CHALANDRI	(210)-6879400	(210)-6879401								
7, PALEOLOGOU CHALANDRI	+30 2106879400	210-6879401								

Athex & ATHEXClear Members List

Member Name	Stock Market			Derivatives Market		ATHEXClear Member				
	Address	Phone	Fax	Market Member	Remote Member	Market Maker	Proprietary	Market Maker	General Clearing	Direct Clearing
G. A. PERVASAS SECURITIES-INVESTMENT SERVICES CO S.A.				a						
7-9, SOFOKLEOUS ATHINA	+30 2103727200	210-3210-291								
GLOBAL CAPITAL SECURITIES AND FINANCIAL SERVICES LTD				a	a					
50, AVE. ARCHIEPISKOPOU MAKARIOU NICOSIA	+357 22710710	357 22339332								
GUARDIAN TRUST SECURITIES S.A				a			a			
31, ERMOU ATHINA	+30 2103378700	210-3220498								
HELLENIC BANK (INVESTMENTS) LTD					a					
, AVE. KYRIAKOU MATSI 31 - PO BOX 24747 NICOSIA	+357 22500100	357 22500110								
HELLENICAMERICAN SEC. S.A.				a		a	a			a
27, ANDREA PAPANDEOU ATHINA	+30 2103311100	+30 210-3215968								
HSBC BANK PLC									a	
109-111, AVE. MESOGION ATHINA	+30 2106960000	210-6928000								
INDEX SECURITIES S.A.				a						
6, DRAGATSANIOU ATHINA	+30 2103213920	+30 210-3213216								
INTERFINBROK CORPORATION S.A.										a
1, STR.CALARASI NR. CONSTANTA	+40 241639071	0241-547829								
INVESTMENT BANK OF GREECE S.A.				a		a	a	a	a	
32 , EGIALIAS & PARADISOU MAROUSI	+30 2108173111	+30 210-6896325								
J. CHR. MAVRIKIS SECURITIES S.A.				a						
5, SOFOKLEOUS ATHINA	+30 2103216730	210-3217767								
KAPPA SECURITIES S.A.				a			a			
15, VALAORITOU ATHINA	+30 2103678600	+30 210-3641002								
KARAMANOF SECURITIES-INV. SERVICES S.A.				a			a			
2, SQ. AGION THEODORON ATHINA	+30 2103212947	+30 210-3217088								
LAIKI FINANCIAL SERVICES LTD					a					
26, AVE. VYRONOS NICOSIA	357 22367367	357 22718567								
LEON DEPOLAS SECURITIES S.A.				a		a	a			
1, CHRISTOU LADA ATHINA	+30 2103213276	+30 210-3211618								
MAGNA TRUST SECURITIES S.A				a						
12-14, KARAGIORGI SERBIAS ATHINA	+30 2103800820	210-3220910								
MEGA EQUITY SECURITIES & FINANCIAL SERVICES PUBLIC LTD				a	a		a			
42-44, AVE. GRIVA DIGENI NICOSIA	+357 22711711	357 22711811								
MERIT SECURITIES S.A				a		a	a			a
3, GEORGIU SOURI ATHINA	2103671800	210-3671830								
MIDAS BROKERAGE S.A.				a		a				
5, SOFOKLEOUS ATHINA	+30 2141008800	+30 210-3253205								
N. CHRYSOCHOIDIS STOCK BROKERAGE I.S.S.A.				a			a			a
7-9, SOFOKLEOUS ATHINA	+30 2103213913	+30 210-3216115								
NATIONAL BANK OF GREECE S.A.				a		a	a		a	
86, AIOLOU STR. ATHINA	(210)-3341000	(210)-3228187								
68, AKADIMIAS STR. ATHINA	(210)-3328817	(210)-3328678								
NATIONAL SECURITIES S.A				a		a	a	a		
66, KIFISIAS AVE. , BUILDING A ATHINA	+30 2107720000	+30 210-7720002								
NUNTIUS SECURITIES S.A				a						
6, DRAGATSANIOU ATHINA	+30 2103350599	+30210-3254846								
ONE PLUS CAPITAL LIMITED				a	a					
, 75 PRODROMOU AVENUE, ONEWORLD PARKVIEW HOUSE, 3RD FLOOR, Nicosia	+357 22873760									
PANTELAKIS SECURITIES S.A.				a			a	a		
57, ETHNIKIS ANTISTASIS B CHALANDRI	+30 2106965000	210-6929550								
PEGASUS SECURITIES S.A				a			a			
17 , VALAORITOU & AMERIKIS ATHINA	+30 2103670700	+30 210-3670760								
PIRAEUS BANK S.A.				a			a		a	
4, AMERIKIS STR. ATHINA	(210)-3335000	(210)-3335079								
4, AMERIKIS STR ATHINA	(210)-3335918	(210)-3254207								
4, AMERIKIS ATHINA	+30 2103335000	210-3335079								
PIRAEUS SECURITIES S.A.				a		a	a	a		a
5, KORAI ATHINA	+30 2103354100	210-3354170								
PRELIUM SECURITIES-INVESTMENT SERVICES S.A.				a			a			
1 , DAVAKI & KIFISIAS AVE. ATHINA	+30 2103677000	+30 210-6926403								
PROCHOICE SECURITIES LTD				a	a					
57, SPYROU KYPRIANOY NICOSIA	+357-24-661192	+357-24-662464								
SHARELINK SECURITIES-FINANCIAL SERVICES LTD				a	a		a			
6 , THEOTOKI MEGARO ELLINA NICOSIA	+357 22554200	+357 22750852								

Athex & ATHEXCclear Members List

Member Name				Stock Market			Derivatives Market		ATHEXCclear Member	
	Address	Phone	Fax	Market Member	Remote Member	Market Maker	Proprietary	Market Maker	General Clearing	Direct Clearing
SOCIETE GENERALE S.A.										
, 17 COURS VALMY 92987 PUTEAUX - LA DEFENSE PARIS	+33 157290504	+33142138697	a	a		a				
SOLIDUS SECURITIES S.A										
64, LOUIZIS RIANCOUR ATHINA	+30 2106900600	210-6985421	a			a				a
SSIF VIENNA INVESTMENT TRUST S.A.										
, 4 SPLAIUL UNIRII, BUILDING B3 BUCHAREST	+40 212074880	004 021 207 48 98								a
ST. EM. LAVRENTAKIS SECURITIES S.A.										
7-9, SOFOKLEOUS ATHINA	+30 2103213336	+30 210-3246572	a			a				
THE CYPRUS INVESTMENT & SECURITIES CORPORATION LTD										
154, LIMASSOL AVENUE, STROVOLOS NICOSIA	+357 22121700	357 22338800	a	a						
UBS LIMITED										
1, FINSBURY AVENUE LONDON	+44 2075687135		a	a						

List of Stocks under Market Making operations

Securities	Stock Category
Market Maker	Start Market Making
ALPHA BANK (CR)	Main Market
ALPHA FINANCE INVESTMENT SERVICES S.A.	29/02/2016
EUROBANK SECURITIES INVESTMENT FIRM S.A	24/10/2012
LEON DEPOLAS SECURITIES S.A.	04/01/2016
MERIT SECURITIES S.A	03/09/2013
MIDAS BROKERAGE S.A.	11/01/2006
NATIONAL SECURITIES S.A	15/01/2013
PIRAEUS SECURITIES S.A.	28/05/2013
ALUMIL (CR)	Main Market
BETA SECURITIES S.A.	18/07/2013
ATTICA BANK S.A. (CR)	Main Market
BETA SECURITIES S.A.	02/06/2014
EUROBANK SECURITIES INVESTMENT FIRM S.A	25/07/2014
EUROXX SECURITIES S.A.	22/01/2016
BYTE COMPUTER SA (CR)	Main Market
MERIT SECURITIES S.A	04/08/2013
CC HBC AG (CR)	Main Market
EUROBANK SECURITIES INVESTMENT FIRM S.A	23/10/2013
NATIONAL SECURITIES S.A	29/04/2013
PIRAEUS SECURITIES S.A.	04/05/2015
CENERGY HOLDINGS (CB)	Main Market
ALPHA FINANCE INVESTMENT SERVICES S.A.	02/01/2017
EUROBANK SECURITIES INVESTMENT FIRM S.A	02/01/2017
ELASTRON (CR)	Main Market
LEON DEPOLAS SECURITIES S.A.	20/02/2017
ELLAKTOR (CR)	Main Market
EUROBANK SECURITIES INVESTMENT FIRM S.A	01/06/2013
NATIONAL SECURITIES S.A	25/06/2013
ELTON SA (CR)	Main Market
BETA SECURITIES S.A.	03/09/2013
EUROBANK ERGASIAS (CR)	Main Market
ALPHA FINANCE INVESTMENT SERVICES S.A.	08/01/2013
EUROBANK SECURITIES INVESTMENT FIRM S.A	01/06/2013
HELLENICAMERICAN SEC. S.A.	25/07/2014
MIDAS BROKERAGE S.A.	07/01/2016
PIRAEUS SECURITIES S.A.	28/09/2013
FOLLI FOLLIE (CR)	Main Market
NATIONAL SECURITIES S.A	17/02/2014
PIRAEUS SECURITIES S.A.	04/05/2015
FOURLIS (CR)	Main Market
EUROBANK SECURITIES INVESTMENT FIRM S.A	01/12/2016
EUROXX SECURITIES S.A.	01/12/2016
PIRAEUS SECURITIES S.A.	06/03/2017
GEK TERNA (CR)	Main Market
HELLENICAMERICAN SEC. S.A.	07/09/2015
GR. SARANTIS SA (CR)	Main Market
BETA SECURITIES S.A.	14/05/2013
EUROBANK SECURITIES INVESTMENT FIRM S.A	24/10/2016
HELLENIC EXCHANGES-A.S.E. (CR)	Main Market
EUROBANK SECURITIES INVESTMENT FIRM S.A	01/06/2013
HELLENICAMERICAN SEC. S.A.	01/09/2014
NATIONAL SECURITIES S.A	25/06/2013
PIRAEUS SECURITIES S.A.	04/05/2015
HELLENIC PETROLEUM (CR)	Main Market
HELLENICAMERICAN SEC. S.A.	14/09/2015
PIRAEUS SECURITIES S.A.	20/03/2017
HYGIEIA SA (CR)	Main Market
HELLENICAMERICAN SEC. S.A.	18/04/2016
INTERCONTINENTAL (CR)	Main Market
EUROXX SECURITIES S.A.	20/02/2017
INTRACOM HOLDINGS (CR)	Main Market
HELLENICAMERICAN SEC. S.A.	07/09/2015
INTRALOT (CR)	Main Market
BETA SECURITIES S.A.	10/04/2017
PIRAEUS SECURITIES S.A.	28/09/2013
J & P - AVAX SA (CR)	Main Market
EUROBANK SECURITIES INVESTMENT FIRM S.A	14/12/2015

List of Stocks under Market Making operations

Securities	Stock Category
Market Maker	Start Market Making
JUMBO SA (CR)	Main Market
MIDAS BROKERAGE S.A.	27/07/2016
PIRAEUS SECURITIES S.A.	06/03/2017
KLOUKINAS - LAPPAS SA (CR)	Main Market
BETA SECURITIES S.A.	22/09/2014
KRI-KRI S.A. (CR)	Main Market
LEON DEPOLAS SECURITIES S.A.	16/01/2017
LAMDA DEVELOPMENT SA (CR)	Main Market
EUROBANK SECURITIES INVESTMENT FIRM S.A	08/12/2014
LAMPSPA HOTEL SA (CR)	Main Market
LEON DEPOLAS SECURITIES S.A.	16/01/2017
MARFIN INVESTMENT GROUP (CR)	Main Market
HELLENICAMERICAN SEC. S.A.	25/07/2014
LEON DEPOLAS SECURITIES S.A.	20/02/2017
PIRAEUS SECURITIES S.A.	02/02/2013
MLS MULTIMEDIA SA (CR)	Main Market
HELLENICAMERICAN SEC. S.A.	07/12/2015
MOTOR OIL (CR)	Main Market
EUROBANK SECURITIES INVESTMENT FIRM S.A	23/10/2012
HELLENICAMERICAN SEC. S.A.	01/09/2014
NATIONAL SECURITIES S.A	17/02/2014
PIRAEUS SECURITIES S.A.	04/05/2015
MYTILINEOS HOLDINGS (CR)	Main Market
NATIONAL SECURITIES S.A	25/06/2013
PIRAEUS SECURITIES S.A.	04/05/2015
NATIONAL BANK (CR)	Main Market
ALPHA FINANCE INVESTMENT SERVICES S.A.	08/01/2013
EUROBANK SECURITIES INVESTMENT FIRM S.A	24/10/2012
HELLENICAMERICAN SEC. S.A.	25/07/2014
LEON DEPOLAS SECURITIES S.A.	20/04/2015
MERIT SECURITIES S.A	03/09/2013
MIDAS BROKERAGE S.A.	07/01/2016
NATIONAL SECURITIES S.A	28/02/2013
PIRAEUS SECURITIES S.A.	08/09/2013
OPAP (CR)	Main Market
ALPHA FINANCE INVESTMENT SERVICES S.A.	08/01/2013
EUROBANK SECURITIES INVESTMENT FIRM S.A	24/10/2012
HELLENICAMERICAN SEC. S.A.	25/07/2014
MERIT SECURITIES S.A	20/03/2017
MIDAS BROKERAGE S.A.	04/04/2016
NATIONAL SECURITIES S.A	15/01/2013
PIRAEUS SECURITIES S.A.	04/05/2015
OTE (CR)	Main Market
ALPHA FINANCE INVESTMENT SERVICES S.A.	08/01/2013
EUROBANK SECURITIES INVESTMENT FIRM S.A	24/10/2012
HELLENICAMERICAN SEC. S.A.	25/07/2014
MERIT SECURITIES S.A	20/03/2017
MIDAS BROKERAGE S.A.	01/10/2015
NATIONAL SECURITIES S.A	01/12/2012
PIRAEUS SECURITIES S.A.	08/09/2013
PAPOUTSANIS (CR)	Main Market
BETA SECURITIES S.A.	25/11/2013
PETROPOULOS PETROS (CR)	Main Market
BETA SECURITIES S.A.	28/05/2013
PIRAEUS BANK (CR)	Main Market
EUROBANK SECURITIES INVESTMENT FIRM S.A	23/10/2012
EUROXX SECURITIES S.A.	15/02/2016
HELLENICAMERICAN SEC. S.A.	25/07/2014
MERIT SECURITIES S.A	16/09/2013
MIDAS BROKERAGE S.A.	11/01/2016
NATIONAL SECURITIES S.A	02/06/2013
PIRAEUS SECURITIES S.A.	16/02/2013
PLAISIO COMPUTERS SA (CR)	Main Market
BETA SECURITIES S.A.	05/05/2014
EUROBANK SECURITIES INVESTMENT FIRM S.A	02/03/2015

List of Stocks under Market Making operations

Securities	Market Maker	Start Market Making	Stock Category
PPC (CR)			
	ALPHA FINANCE INVESTMENT SERVICES S.A.	08/01/2013	Main Market
	EUROBANK SECURITIES INVESTMENT FIRM S.A	23/10/2012	
	MIDAS BROKERAGE S.A.	04/04/2016	
	NATIONAL SECURITIES S.A	26/03/2013	
	PIRAEUS SECURITIES S.A.	28/09/2013	
QUALITY & RELIABILITY SA (CR)			
	BETA SECURITIES S.A.	20/08/2014	Main Market
S.KANAKIS SA (CR)			
	BETA SECURITIES S.A.	01/10/2013	Main Market
TITAN CEMENT (CR)			
	EUROBANK SECURITIES INVESTMENT FIRM S.A	23/10/2012	
	NATIONAL SECURITIES S.A	17/02/2014	
	PIRAEUS SECURITIES S.A.	04/05/2015	
VIOHALCO SA/NV (CB)			
	ALPHA FINANCE INVESTMENT SERVICES S.A.	17/02/2014	
	MERIT SECURITIES S.A	17/03/2014	

Underlying Asset				Derivatives Market														
Price max	Price min	Closing price	change	Delivery Month	Open price	Price max	Price min	Last price	Closing price	Last Bid	Last Ask	Settlement price	Life high	Life low	Trades	Volume	Open Interest	
FTSE/Athex Large Cap																		
2,038.48	2,013.06	2,038.30	1.04%	May 2017	2,020.00	2,038.00	2,010.00	2,037.75	2,037.75	---	---	2,032.75	2,038.00	---	272	1,245	6,274	
				June 2017	2,023.00	2,038.00	2,010.00	2,037.75	2,037.75	---	---	2,032.75	---	2,038.00	---	99	484	588
				July 2017	2,011.50	2,024.00	2,011.50	2,024.00	2,024.00	---	---	2,023.25	2,024.00	---	6	12	17	
				September 2017	---	---	---	---	2,032.25	---	---	---	---	---	---	---	---	
				December 2017	---	---	---	---	2,042.25	---	---	---	---	---	---	---	---	
				March 2018	---	---	---	---	2,052.50	---	---	---	---	---	---	---	---	

(Trade Unit: 1 Index Point x 2E, Cash Settlement)

Underlying Asset				Derivatives Market													
Price max	Price min	Closing price	change	Delivery Month	Open price	Price max	Price min	Last price	Closing price	Last Bid	Last Ask	Settlement price	Life high	Life low	Trades	Volume	Open Interest
ALPHA BANK (CR) (Contract Size: 100 Securities, Physical Delivery)																	
2.23	2.19	2.20	0.92%	June 2017	2.23	2.24	2.19	2.21	2.21	---	---	2.21	2.27	---	214	4,502	20,358
				September 2017	---	---	---	---	2.20	---	---	---	---	---	---	---	---
				December 2017	---	---	---	---	2.21	---	---	---	---	---	---	---	---
				March 2018	---	---	---	---	2.22	---	---	---	---	---	---	---	---
CC HBC AG (CR) (Contract Size: 100 Securities, Physical Delivery)																	
25.40	25.19	25.35	-0.51%	June 2017	25.24	25.32	25.24	25.31	25.31	---	---	25.41	25.59	---	4	4	259
				September 2017	---	---	---	---	25.67	---	---	---	---	---	---	---	---
				December 2017	---	---	---	---	25.80	---	---	---	---	---	---	---	---
				March 2018	---	---	---	---	25.93	---	---	---	---	---	---	---	---
CENERGY HOLDINGS (CB) (Contract Size: 100 Securities, Physical Delivery)																	
0.880	0.861	0.872	2.47%	June 2017	0.871	0.884	0.866	0.876	0.876	---	---	0.877	0.932	---	23	143	2,723
				September 2017	---	---	---	---	0.857	---	---	---	---	---	---	---	---
				December 2017	---	---	---	---	0.862	---	---	---	---	---	---	---	---
				March 2018	---	---	---	---	0.866	---	---	---	---	---	---	---	---
ELLAKTOR (CR) (Contract Size: 100 Securities, Physical Delivery)																	
1.40	1.37	1.40	1.45%	June 2017	1.40	1.41	1.38	1.40	1.40	---	---	1.39	1.53	---	69	810	5,037
				September 2017	---	---	---	---	1.39	---	---	1.39	1.36	---	---	---	130
				December 2017	---	---	---	---	1.40	---	---	---	---	---	---	---	---
				March 2018	---	---	---	---	1.40	---	---	---	---	---	---	---	---
EUROBANK ERGASIAS (CR) (Contract Size: 100 Securities, Physical Delivery)																	
0.858	0.837	0.845	1.81%	June 2017	0.837	0.858	0.837	0.845	0.845	---	---	0.843	0.903	---	380	9,797	49,651
				September 2017	---	---	---	---	0.836	---	---	0.842	0.827	---	---	---	4
				December 2017	---	---	---	---	0.840	---	---	---	---	---	---	---	---
				March 2018	---	---	---	---	0.845	---	---	---	---	---	---	---	---
EYDAP S.A. (CR) (Contract Size: 100 Securities, Physical Delivery)																	
5.57	5.48	5.56	0.00%	June 2017	5.47	5.58	5.47	5.56	5.56	---	---	5.56	5.58	---	11	48	308
				September 2017	---	---	---	---	5.60	---	---	---	---	---	---	---	---
				December 2017	---	---	---	---	5.63	---	---	---	---	---	---	---	---
				March 2018	---	---	---	---	5.66	---	---	---	---	---	---	---	---
FOLLI FOLLIE (CR) (Contract Size: 100 Securities, Physical Delivery)																	
21.71	21.40	21.50	-0.92%	June 2017	21.64	21.73	21.52	21.53	21.53	---	---	21.03	21.73	---	32	84	783
				September 2017	---	---	---	---	21.86	---	---	21.06	19.69	---	---	---	---
				December 2017	---	---	---	---	21.97	---	---	---	---	---	---	---	---
				March 2018	---	---	---	---	22.08	---	---	---	---	---	---	---	---
FOURLIS (CR) (Contract Size: 100 Securities, Physical Delivery)																	
5.23	5.04	5.18	1.57%	June 2017	5.13	5.18	5.08	5.08	5.08	---	---	5.24	5.18	---	7	37	192
				September 2017	---	---	---	---	5.14	---	---	---	---	---	---	---	---
				December 2017	---	---	---	---	5.16	---	---	---	---	---	---	---	---
				March 2018	---	---	---	---	5.19	---	---	---	---	---	---	---	---

Underlying Asset				Derivatives Market													
Price max	Price min	Closing price	change	Delivery Month	Open price	Price max	Price min	Last price	Closing price	Last Bid	Last Ask	Settlement price	Life high	Life low	Trades	Volume	Open Interest
GEK TERNA (CR) (Contract Size: 100 Securities, Physical Delivery)																	
3.21	3.04	3.20	3.90%	June 2017	3.10	3.21	3.06	3.20	3.20	---	---	3.20	3.21	---	61	513	10,065
				September 2017	---	---	---	---	3.10	---	---	3.22	---	2.41	---	---	---
				December 2017	---	---	---	---	3.12	---	---	---	---	---	---	---	---
				March 2018	---	---	---	---	3.13	---	---	---	---	---	---	---	---
GRIVALIA PROPERTIES (CR) (Contract Size: 100 Securities, Physical Delivery)																	
9.51	9.14	9.44	-1.15%	June 2017	9.37	9.38	9.23	9.38	9.38	---	---	9.51	9.38	---	9	31	73
				September 2017	---	---	---	---	9.62	---	---	---	---	---	---	---	---
				December 2017	---	---	---	---	9.67	---	---	---	---	---	---	---	---
				March 2018	---	---	---	---	9.72	---	---	---	---	---	---	---	---
HELLENIC EXCHANGES-A.S.E. (CR) (Contract Size: 100 Securities, Physical Delivery)																	
5.24	5.13	5.24	1.16%	June 2017	5.25	5.25	5.14	5.24	5.24	---	---	5.21	5.28	---	10	32	520
				September 2017	---	---	---	---	5.22	---	---	---	---	---	---	---	---
				December 2017	---	---	---	---	5.24	---	---	---	---	---	---	---	---
				March 2018	---	---	---	---	5.27	---	---	---	---	---	---	---	---
HELLENIC PETROLEUM (CR) (Contract Size: 100 Securities, Physical Delivery)																	
5.64	5.50	5.64	1.44%	June 2017	5.57	5.63	5.53	5.63	5.63	---	---	5.61	5.63	---	68	207	4,719
				September 2017	---	---	---	---	5.60	---	---	5.62	---	5.50	---	---	10
				December 2017	---	---	---	---	5.63	---	---	---	---	---	---	---	---
				March 2018	---	---	---	---	5.66	---	---	---	---	---	---	---	---
INTRALOT (CR) (Contract Size: 100 Securities, Physical Delivery)																	
1.21	1.16	1.20	2.56%	June 2017	1.18	1.20	1.18	1.19	1.19	---	---	1.22	1.33	---	7	25	3,390
				September 2017	---	---	---	---	1.18	---	---	---	---	---	---	---	---
				December 2017	---	---	---	---	1.18	---	---	---	---	---	---	---	---
				March 2018	---	---	---	---	1.19	---	---	---	---	---	---	---	---
JUMBO SA (CR) (Contract Size: 100 Securities, Physical Delivery)																	
16.10	15.65	16.05	0.94%	June 2017	15.71	16.02	15.71	16.00	16.00	---	---	15.88	16.02	---	12	40	521
				September 2017	---	---	---	---	16.02	---	---	15.88	---	14.29	---	---	---
				December 2017	---	---	---	---	16.10	---	---	---	---	---	---	---	---
				March 2018	---	---	---	---	16.18	---	---	---	---	---	---	---	---
MARFIN INVESTMENT GROUP (CR) (Contract Size: 100 Securities, Physical Delivery)																	
0.179	0.174	0.174	-0.57%	June 2017	0.180	0.180	0.175	0.176	0.176	---	---	0.175	0.183	---	78	1,754	70,412
				September 2017	---	---	---	---	0.176	---	---	0.173	---	0.176	---	---	---
				December 2017	---	---	---	---	0.177	---	---	---	---	---	---	---	---
				March 2018	---	---	---	---	0.178	---	---	---	---	---	---	---	---
METKA (CR) (Contract Size: 100 Securities, Physical Delivery)																	
7.54	7.35	7.45	1.36%	June 2017	7.20	7.45	7.20	7.45	7.45	---	---	7.40	7.45	---	13	81	403
				September 2017	---	---	---	---	7.40	---	---	---	---	---	---	---	---
				December 2017	---	---	---	---	7.44	---	---	---	---	---	---	---	---
				March 2018	---	---	---	---	7.48	---	---	---	---	---	---	---	---

Underlying Asset				Derivatives Market													
Price max	Price min	Closing price	change	Delivery Month	Open price	Price max	Price min	Last price	Closing price	Last Bid	Last Ask	Settlement price	Life high	Life low	Trades	Volume	Open Interest
(Contract Size: 100 Securities, Physical Delivery)																	
16.00	15.26	16.00	4.51%	June 2017	15.39	16.05	15.27	16.05	16.05	---	---	16.10	16.73	---	47	90	345
				September 2017	---	---	---	---	15.42	---	---	---	---	---	---	---	---
				December 2017	---	---	---	---	15.50	---	---	---	---	---	---	---	---
				March 2018	---	---	---	---	15.58	---	---	---	---	---	---	---	---
(Contract Size: 100 Securities, Physical Delivery)																	
7.54	7.40	7.51	1.49%	June 2017	7.41	7.52	7.39	7.49	7.49	---	---	7.51	7.52	---	115	805	10,178
				September 2017	---	---	---	---	7.45	---	---	7.53	7.16	---	---	---	30
				December 2017	---	---	---	---	7.49	---	---	---	---	---	---	---	---
				March 2018	---	---	---	---	7.53	---	---	---	---	---	---	---	---
(Contract Size: 100 Securities, Physical Delivery)																	
0.322	0.309	0.320	2.56%	June 2017	0.313	0.321	0.310	0.319	0.319	---	---	0.320	0.321	---	363	26,541	77,298
				September 2017	---	---	---	---	0.314	---	---	---	---	---	---	---	---
				December 2017	---	---	---	---	0.316	---	---	---	---	---	---	---	---
				March 2018	---	---	---	---	0.317	---	---	---	---	---	---	---	---
(Contract Size: 100 Securities, Physical Delivery)																	
9.24	9.05	9.24	1.76%	June 2017	9.13	9.24	9.05	9.21	9.21	---	---	9.18	9.24	---	58	215	2,695
				September 2017	---	---	---	---	9.15	---	---	9.19	8.48	---	---	---	10
				December 2017	---	---	---	---	9.19	---	---	---	---	---	---	---	---
				March 2018	---	---	---	---	9.24	---	---	---	---	---	---	---	---
(Contract Size: 100 Securities, Physical Delivery)																	
9.65	9.46	9.65	0.94%	June 2017	9.55	9.66	9.50	9.64	9.64	---	---	9.64	9.66	---	38	217	5,237
				September 2017	---	---	---	---	9.63	---	---	9.49	8.80	---	---	---	---
				December 2017	---	---	---	---	9.68	---	---	---	---	---	---	---	---
				March 2018	---	---	---	---	9.73	---	---	---	---	---	---	---	---
(Contract Size: 100 Securities, Physical Delivery)																	
13.16	13.00	13.00	-1.22%	June 2017	13.20	13.22	13.00	13.00	13.00	---	---	13.02	13.36	---	13	21	614
				September 2017	---	---	---	---	13.26	---	---	---	---	---	---	---	---
				December 2017	---	---	---	---	13.32	---	---	---	---	---	---	---	---
				March 2018	---	---	---	---	13.39	---	---	---	---	---	---	---	---
(Contract Size: 100 Securities, Physical Delivery)																	
0.232	0.224	0.226	0.44%	June 2017	0.226	0.233	0.224	0.226	0.226	---	---	0.226	0.233	---	531	43,009	194,306
				September 2017	---	---	---	---	0.227	---	---	---	---	---	---	---	---
				December 2017	---	---	---	---	0.228	---	---	---	---	---	---	---	---
				March 2018	---	---	---	---	0.229	---	---	---	---	---	---	---	---
(Contract Size: 100 Securities, Physical Delivery)																	
3.89	3.66	3.89	4.85%	June 2017	3.75	3.89	3.66	3.88	3.88	---	---	3.84	3.89	---	191	985	5,036
				September 2017	---	---	---	---	3.74	---	---	3.83	3.65	---	---	---	50
				December 2017	---	---	---	---	3.76	---	---	---	---	---	---	---	---
				March 2018	---	---	---	---	3.77	---	---	---	---	---	---	---	---

Underlying Asset				Derivatives Market													
Price max	Price min	Closing price	change	Delivery Month	Open price	Price max	Price min	Last price	Closing price	Last Bid	Last Ask	Settlement price	Life high	Life low	Trades	Volume	Open Interest
TERNA ENERGY (CR)				(Contract Size: 102 Securities, Physical Delivery)													
3.33	3.15	3.27	2.83%	June 2017	3.15	3.31	3.15	3.26	3.26	---	---	3.24	3.31	---	23	155	1,603
				September 2017	---	---	---	---	3.20	---	---	---	---	---	---	---	---
				December 2017	---	---	---	---	3.22	---	---	---	---	---	---	---	---
				March 2018	---	---	---	---	3.24	---	---	---	---	---	---	---	---
TITAN CEMENT (CR)				(Contract Size: 100 Securities, Physical Delivery)													
24.85	24.25	24.85	1.84%	June 2017	24.34	24.68	24.34	24.68	24.68	---	---	24.77	24.68	---	6	6	96
				September 2017	---	---	---	---	24.58	---	---	---	---	---	---	---	---
				December 2017	---	---	---	---	24.70	---	---	---	---	---	---	---	---
				March 2018	---	---	---	---	24.83	---	---	---	---	---	---	---	---
VIOHALCO SA/NV (CB)				(Contract Size: 100 Securities, Physical Delivery)													
1.98	1.93	1.96	2.62%	June 2017	1.95	1.99	1.94	1.96	1.96	---	---	1.98	2.00	---	92	269	6,365
				September 2017	---	---	---	---	1.92	---	---	---	---	---	---	---	---
				December 2017	---	---	---	---	1.93	---	---	---	---	---	---	---	---
				March 2018	---	---	---	---	1.94	---	---	---	---	---	---	---	---

FTSE/Athex Large Cap

(Trade Unit: 1 Index Point x 2€ - Excercise Style: European, Cash Settlement)

Exerise Price	Call Options														Put Options														Exerise Price										
	May 2017							June 2017							Other Months		May 2017							June 2017							Other Months								
	Open price	Price max	Price min	Last price	Closing price	Volume	Open Interest	Open price	Price max	Price min	Last price	Closing price	Volume	Open Interest	Volume	Open Interest	Open price	Price max	Price min	Last price	Closing price	Volume	Open Interest	Open price	Price max	Price min	Last price	Closing price		Volume	Open Interest	Volume	Open Interest						
1,250	-	-	-	-	-	-	-	0.00	0.00	0.00	-	758.00	-	-	-	-	-	-	-	-	-	-	-	0.00	0.00	0.00	-	0.01	-	-	-	-	1,250						
1,275	-	-	-	-	-	-	-	0.00	0.00	0.00	-	733.00	-	-	-	-	-	-	-	-	-	-	-	0.00	0.00	0.00	-	0.01	-	-	-	-	1,275						
1,300	-	-	-	-	-	-	-	0.00	0.00	0.00	-	708.00	-	-	-	-	-	-	-	-	-	-	-	0.00	0.00	0.00	-	0.01	-	-	-	-	1,300						
1,325	-	-	-	-	-	-	-	0.00	0.00	0.00	-	683.00	-	-	-	-	-	-	-	-	-	-	-	0.00	0.00	0.00	-	0.01	-	-	-	-	1,325						
1,350	-	-	-	-	-	-	-	0.00	0.00	0.00	-	658.00	-	-	-	-	-	-	-	-	-	-	-	0.00	0.00	0.00	-	0.01	-	-	-	-	1,350						
1,375	-	-	-	-	-	-	-	0.00	0.00	0.00	-	633.00	-	-	-	-	-	-	-	-	-	-	-	0.00	0.00	0.00	-	0.02	-	-	-	-	1,375						
1,400	-	-	-	-	-	-	-	0.00	0.00	0.00	-	608.00	-	-	-	-	-	-	-	-	-	-	-	0.00	0.00	0.00	-	0.04	-	-	-	-	1,400						
1,425	-	-	-	-	-	-	-	0.00	0.00	0.00	-	583.00	-	-	-	-	-	-	-	-	-	-	-	0.00	0.00	0.00	-	0.01	-	-	-	-	1,425						
1,450	-	-	-	-	-	-	-	0.00	0.00	0.00	-	558.00	-	-	-	-	-	-	-	-	-	-	-	0.00	0.00	0.00	-	0.01	-	-	-	-	1,450						
1,475	-	-	-	-	-	-	-	0.00	0.00	0.00	-	533.00	-	-	-	-	-	-	-	-	-	-	-	0.00	0.00	0.00	-	0.01	-	-	-	-	1,475						
1,500	-	-	-	-	-	-	-	0.00	0.00	0.00	-	508.00	-	-	-	-	-	-	-	-	-	-	-	0.00	0.00	0.00	-	0.01	-	-	-	-	1,500						
1,525	-	-	-	-	-	-	-	0.00	0.00	0.00	-	483.00	-	-	-	-	-	-	-	-	-	-	-	0.00	0.00	0.00	-	0.02	-	-	-	-	1,525						
1,550	-	-	-	-	-	-	-	0.00	0.00	0.00	-	458.00	-	-	-	-	-	-	-	-	-	-	-	0.00	0.00	0.00	-	0.05	-	-	-	-	1,550						
1,575	0.00	0.00	0.00	-	433.00	-	-	0.00	0.00	0.00	-	433.00	-	-	-	-	-	-	-	-	-	-	-	0.00	0.00	0.00	-	0.01	-	-	-	-	1,575						
1,600	0.00	0.00	0.00	-	408.00	-	-	0.00	0.00	0.00	-	409.00	-	9	-	-	-	-	-	-	-	-	-	0.00	0.00	0.00	-	0.01	-	20	-	-	1,600						
1,625	0.00	0.00	0.00	-	383.00	-	20	0.00	0.00	0.00	-	384.00	-	-	-	-	-	-	-	-	-	-	-	0.00	0.00	0.00	-	0.01	-	-	-	-	1,625						
1,650	0.00	0.00	0.00	-	358.00	-	24	0.00	0.00	0.00	-	359.00	-	4	-	-	-	-	-	-	-	-	-	0.00	0.00	0.00	-	0.01	-	-	-	-	1,650						
1,675	0.00	0.00	0.00	-	333.00	-	20	0.00	0.00	0.00	-	334.00	-	-	-	-	-	-	-	-	-	-	-	0.00	0.00	0.00	-	0.03	-	-	-	-	1,675						
1,700	320.00	320.00	320.00	320.00	320.00	10	70	0.00	0.00	0.00	-	309.00	-	-	-	-	-	-	-	-	-	-	-	0.00	320.00	0.00	-	0.01	-	24	-	-	1,700						
1,725	0.00	0.00	0.00	-	283.00	-	42	0.00	0.00	0.00	-	284.00	-	-	-	-	-	-	-	-	-	-	-	0.00	0.00	0.00	-	0.01	-	40	-	-	1,725						
1,750	0.00	0.00	0.00	-	258.00	-	26	0.00	0.00	0.00	-	259.00	-	-	-	-	-	-	-	-	-	-	-	0.00	0.00	0.00	-	0.01	-	45	-	-	1,750						
1,775	257.00	257.00	257.00	257.00	257.00	1	2	0.00	0.00	0.00	-	235.00	-	-	-	-	-	-	-	-	-	-	-	0.00	257.00	0.00	-	0.01	-	85	-	20	-	1,775					
1,800	0.00	0.00	0.00	-	208.00	-	82	0.00	0.00	0.00	-	210.00	-	-	-	-	-	-	-	-	-	-	-	0.00	0.00	0.00	-	0.02	-	185	-	40	-	1,800					
1,825	0.00	0.00	0.00	-	183.00	-	69	0.00	0.00	0.00	-	187.00	-	20	-	-	-	-	-	-	-	-	-	0.00	0.00	0.00	-	0.06	-	44	-	22	-	1,825					
1,850	0.00	0.00	0.00	-	158.00	-	158	200.00	200.00	200.00	200.00	200.00	3	21	-	-	-	-	-	-	-	-	-	0.00	0.00	0.00	-	0.22	-	26	-	2	-	1,850					
1,875	140.00	152.00	140.00	152.00	152.00	2	45	0.00	0.00	0.00	-	141.00	-	20	-	-	-	-	-	-	-	-	-	0.00	152.00	0.00	-	0.65	-	259	-	23	-	1,875					
1,900	125.00	125.00	125.00	125.00	125.00	5	97	0.00	0.00	0.00	-	120.00	-	20	-	-	-	-	-	-	-	-	-	0.00	125.00	0.00	-	1.70	-	34	-	9	-	1,900					
1,925	0.00	0.00	0.00	-	87.00	-	36	0.00	0.00	0.00	-	100.00	-	26	-	-	-	-	-	-	-	-	-	0.00	0.00	0.00	-	3.80	-	36	-	55	-	1,925					
1,950	75.00	81.00	75.00	81.00	81.00	15	48	0.00	0.00	0.00	-	82.00	-	18	-	-	-	-	-	-	-	-	-	6.00	81.00	6.00	6.00	6.00	1	85	20.00	21.00	19.00	19.00	19.00	7	12	-	1,950
1,975	0.00	0.00	0.00	-	47.50	-	84	0.00	0.00	0.00	-	66.00	-	-	-	-	-	-	-	-	-	-	-	14.00	0.00	6.50	6.50	6.50	7	78	0.00	0.00	0.00	-	31.75	-	22	-	1,975
2,000	38.00	44.00	37.00	44.00	44.00	17	31	0.00	0.00	0.00	-	52.00	-	61	-	-	-	-	-	-	-	-	-	16.00	44.00	10.00	10.00	10.00	37	28	39.00	39.00	37.00	37.00	37.00	5	6	-	2,000
2,050	15.00	15.00	15.00	15.00	15.00	1	10	0.00	0.00	0.00	-	30.25	-	73	-	-	-	-	-	-	-	-	-	0.00	15.00	0.00	-	54.00	-	-	-	-	71.00	-	-	-	-	2,050	
2,100	0.00	0.00	0.00	-	3.50	-	-	0.00	0.00	0.00	-	16.00	-	40	-	-	-	-	-	-	-	-	-	0.00	0.00	0.00	-	95.00	-	-	-	-	106.00	-	-	-	-	2,100	
2,150	0.00	0.00	0.00	-	0.72	-	-	0.00	0.00	0.00	-	7.80	-	-	-	-	-	-	-	-	-	-	-	0.00	0.00	0.00	-	142.00	-	-	-	-	148.00	-	-	-	-	2,150	
2,200	0.00	0.00	0.00	-	0.11	-	-	0.00	0.00	0.00	-	3.40	-	-	-	-	-	-	-	-	-	-	-	0.00	0.00	0.00	-	192.00	-	-	-	-	193.00	-	-	-	-	2,200	
2,250	0.00	0.00	0.00	-	0.01	-	-	0.00	0.00	0.00	-	1.40	-	-	-	-	-	-	-	-	-	-	-	0.00	0.00	0.00	-	242.00	-	-	-	-	241.00	-	-	-	-	2,250	

FTSE/Athex Large Cap

(Trade Unit: 1 Index Point x 2€ - Exercise Style: European, Cash Settlement)

	Call Options														Put Options																					
	May 2017							June 2017							Other Months		May 2017							June 2017							Other Months					
Exercise Price	Open price	Price max	Price min	Last price	Closing price	Volume	Open Interest	Open price	Price max	Price min	Last price	Closing price	Volume	Open Interest	Volume	Open Interest	Open price	Price max	Price min	Last price	Closing price	Volume	Open Interest	Open price	Price max	Price min	Last price	Closing price	Volume	Open Interest	Volume	Open Interest	Exercise Price			
Totals:						51	864							3	312	0	115							45	1,038							12	231	0	0	
Number of Trades:						18								2		0								17								7		0		

ALPHA BANK (CR)

(Contract Size: 100 Securities, Exercise Style: American, Physical Delivery)

Call Options																Put Options																									
Exercise Price	May 2017							June 2017							Other Months		May 2017							June 2017							Other Months		Exercise Price								
	Open price	Price max	Price min	Last price	Closing price	Volume	Open Interest	Open price	Price max	Price min	Last price	Closing price	Volume	Open Interest	Volume	Open Interest	Open price	Price max	Price min	Last price	Closing price	Volume	Open Interest	Open price	Price max	Price min	Last price	Closing price	Volume	Open Interest	Volume	Open Interest									
0.950						-	-	0.000	0.000	0.000		1.23	-	-									-	-	0.000	0.000	0.000		0.002	-	-									0.010	
1.000						-	-	0.000	0.000	0.000		1.18	-	-									-	-	0.000	0.000	0.000		0.001	-	-									0.010	
1.100	0.000	0.000	0.000		1.08	-	-	0.000	0.000	0.000		1.08	-	-									0.003	-	-	0.000	0.000	0.000		0.001	-	-									0.011
1.200	0.000	0.000	0.000		0.981	-	-	0.000	0.000	0.000		0.983	-	-									0.001	-	-	0.000	0.000	0.000		0.002	-	-									0.012
1.300	0.000	0.000	0.000		0.881	-	-	0.000	0.000	0.000		0.883	-	-									0.001	-	-	0.000	0.000	0.000		0.001	-	-									0.013
1.400	0.000	0.000	0.000		0.781	-	-	0.000	0.000	0.000		0.783	-	-									0.001	-	-	0.000	0.000	0.000		0.001	-	-									0.014
1.500	0.000	0.000	0.000		0.681	-	-	0.000	0.000	0.000		0.684	-	-									0.002	-	-	0.000	0.000	0.000		0.001	-	-									0.015
1.600	0.000	0.000	0.000		0.581	-	-	0.000	0.000	0.000		0.585	-	-									0.001	-	-	0.000	0.000	0.000		0.001	-	-									0.016
1.700	0.000	0.000	0.000		0.481	-	60	0.000	0.000	0.000		0.488	-	-									0.001	-	-	0.000	0.000	0.000		0.004	-	-									0.017
1.800	0.000	0.000	0.000		0.383	-	-	0.000	0.000	0.000		0.394	-	-									0.001	-	-	0.000	0.000	0.000		0.010	-	-									0.018
1.900	0.000	0.000	0.000		0.287	-	-	0.000	0.000	0.000		0.308	-	-									0.005	-	-	0.000	0.000	0.000		0.023	-	-									0.019
2.000	0.000	0.000	0.000		0.199	-	-	0.000	0.000	0.000		0.230	-	-									0.017	-	-	0.000	0.000	0.000		0.046	-	-									0.020
2.200	0.000	0.000	0.000		0.071	-	-	0.000	0.000	0.000		0.113	-	60									0.090	-	-	0.000	0.000	0.000		0.129	-	-									0.022
2.400	0.000	0.000	0.000		0.016	-	-	0.000	0.000	0.000		0.047	-	-									0.235	-	-	0.000	0.000	0.000		0.262	-	-									0.024
2.600	0.000	0.000	0.000		0.002	-	-	0.000	0.000	0.000		0.016	-	-									0.421	-	-	0.000	0.000	0.000		0.432	-	-									0.026
2.800	0.000	0.000	0.000		0.001	-	-	0.000	0.000	0.000		0.005	-	-									0.620	-	-	0.000	0.000	0.000		0.622	-	-									0.028
3.000	0.000	0.000	0.000		0.001	-	-	0.000	0.000	0.000		0.001	-	-									0.820	-	-	0.000	0.000	0.000		0.820	-	-									0.030
3.200	0.000	0.000	0.000		0.001	-	-	0.000	0.000	0.000		0.001	-	-									1.02	-	-	0.000	0.000	0.000		1.02	-	-									0.032
3.400						-	-	0.000	0.000	0.000		0.001	-	-									-	-	0.000	0.000	0.000		1.22	-	-									0.034	
Totals:						0	60						0	60	0	0							0	0							0	0	0	0							
Number of Trades:						0						0											0.00								0			0							

NATIONAL BANK (CR)

(Contract Size: 100 Securities, Exercise Style: American, Physical Delivery)

Call Options															Put Options																		
Exercise Price	May 2017							June 2017							Other Months		May 2017							June 2017					Other Months		Exercise Price		
	Open price	Price max	Price min	Last price	Closing price	Volume	Open Interest	Open price	Price max	Price min	Last price	Closing price	Volume	Open Interest	Volume	Open Interest	Open price	Price max	Price min	Last price	Closing price	Volume	Open Interest	Open price	Price max	Price min	Last price	Closing price	Volume	Open Interest		Volume	Open Interest
0.050	0.000	0.000	0.000		0.262	-	-	0.000	0.000	0.000		0.262	-	-			0.000	0.000	0.000		0.001	-	-	0.000	0.000	0.000		0.001	-	-			0.001
0.100	0.000	0.000	0.000		0.212	-	-	0.000	0.000	0.000		0.212	-	-			0.000	0.000	0.000		0.001	-	-	0.000	0.000	0.000		0.001	-	-			0.001
0.150	0.000	0.000	0.000		0.162	-	-	0.000	0.000	0.000		0.162	-	-			0.000	0.000	0.000		0.001	-	-	0.000	0.000	0.000		0.001	-	-			0.002
0.200	0.000	0.000	0.000		0.113	-	-	0.000	0.000	0.000		0.114	-	-			0.000	0.000	0.000		0.001	-	-	0.000	0.000	0.000		0.002	-	-			0.002
0.250	0.000	0.000	0.000		0.070	-	-	0.000	0.000	0.000		0.073	-	-			0.000	0.000	0.000		0.008	-	-	0.000	0.000	0.000		0.010	-	-			0.003
0.300	0.000	0.000	0.000		0.039	-	-	0.000	0.000	0.000		0.042	-	-			0.000	0.000	0.000		0.026	-	-	0.000	0.000	0.000		0.029	-	-			0.003
0.350	0.000	0.000	0.000		0.019	-	-	0.000	0.000	0.000		0.022	-	-			0.000	0.000	0.000		0.057	-	-	0.000	0.000	0.000		0.060	-	-			0.004
0.400	0.000	0.000	0.000		0.009	-	-	0.000	0.000	0.000		0.011	-	-			0.000	0.000	0.000		0.096	-	-	0.000	0.000	0.000		0.098	-	-			0.004
0.450	0.000	0.000	0.000		0.004	-	-	0.000	0.000	0.000		0.005	-	-			0.000	0.000	0.000		0.141	-	-	0.000	0.000	0.000		0.143	-	-			0.005
0.500	0.000	0.000	0.000		0.001	-	-	0.000	0.000	0.000		0.002	-	-			0.000	0.000	0.000		0.189	-	-	0.000	0.000	0.000		0.190	-	-			0.005
0.550	0.000	0.000	0.000		0.001	-	-	0.000	0.000	0.000		0.001	-	-			0.000	0.000	0.000		0.238	-	-	0.000	0.000	0.000		0.239	-	-			0.006
Totals:						0	0							0	0	0	0							0	0			0	250	0	0		
Number of Trades:						0							0	0							0.00							0	0				

OPAP (CR)

(Contract Size: 100 Securities, Exercise Style: American, Physical Delivery)

Exercise Price	Call Options														Put Options																			
	May 2017							June 2017							Other Months		May 2017							June 2017							Other Months		Exercise Price	
	Open price	Price max	Price min	Last price	Closing price	Volume	Open Interest	Open price	Price max	Price min	Last price	Closing price	Volume	Open Interest	Volume	Open Interest	Open price	Price max	Price min	Last price	Closing price	Volume	Open Interest	Open price	Price max	Price min	Last price	Closing price	Volume	Open Interest	Volume	Open Interest		
4.000						-	-	0.000	0.000	0.000		5.09	-	-									-	-	0.000	0.000	0.000		0.001	-	-			
4.400						-	-	0.000	0.000	0.000		4.69	-	-									-	-	0.000	0.000	0.000		0.001	-	-			0.044
4.800						-	-	0.000	0.000	0.000		4.29	-	-									-	-	0.000	0.000	0.000		0.001	-	-			0.048
5.200						-	-	0.000	0.000	0.000		3.89	-	-									-	-	0.000	0.000	0.000		0.001	-	-			0.052
5.600						-	-	0.000	0.000	0.000		3.49	-	-									-	-	0.000	0.000	0.000		0.004	-	-			0.056
6.000	0.000	0.000	0.000		3.08	-	-	0.000	0.000	0.000		3.09	-	-			0.000	0.000	0.000		0.001	-	-	0.000	0.000	0.000		0.012	-	-			0.060	
6.400	0.000	0.000	0.000		2.68	-	-	0.000	0.000	0.000		2.69	-	-			0.000	0.000	0.000		0.001	-	-	0.000	0.000	0.000		0.029	-	-			0.064	
6.800	0.000	0.000	0.000		2.29	-	-	0.000	0.000	0.000		2.30	-	-			0.000	0.000	0.000		0.002	-	-	0.000	0.000	0.000		0.001	-	-			0.068	
7.200	0.000	0.000	0.000		1.89	-	-	0.000	0.000	0.000		1.90	-	-			0.000	0.000	0.000		0.001	-	-	0.000	0.000	0.000		0.001	-	-			0.072	
7.600	0.000	0.000	0.000		1.49	-	-	0.000	0.000	0.000		1.50	-	-			0.000	0.000	0.000		0.004	-	-	0.000	0.000	0.000		0.002	-	-			0.076	
8.000	0.000	0.000	0.000		1.09	-	-	0.000	0.000	0.000		1.11	-	-			0.000	0.000	0.000		0.001	-	5	0.000	0.000	0.000		0.012	-	-			0.080	
8.400	0.000	0.000	0.000		0.693	-	-	0.000	0.000	0.000		0.751	-	15			0.000	0.000	0.000		0.007	-	21	0.000	0.000	0.000		0.051	-	-			0.084	
8.800	0.000	0.000	0.000		0.345	-	-	0.000	0.000	0.000		0.450	-	-			0.000	0.000	0.000		0.059	-	-	0.000	0.000	0.000		0.150	-	-			0.088	
9.200	0.000	0.000	0.000		0.115	-	-	0.000	0.000	0.000		0.233	-	-			0.000	0.000	0.000		0.229	-	-	0.000	0.000	0.000		0.334	-	-			0.092	
9.600	0.000	0.000	0.000		0.024	-	-	0.000	0.000	0.000		0.103	-	-			0.000	0.000	0.000		0.539	-	-	0.000	0.000	0.000		0.605	-	-			0.096	
10.000	0.000	0.000	0.000		0.003	-	-	0.000	0.000	0.000		0.039	-	-			0.000	0.000	0.000		0.920	-	-	0.000	0.000	0.000		0.943	-	-			0.100	
11.000	0.000	0.000	0.000		0.004	-	-	0.000	0.000	0.000		0.001	-	-			0.000	0.000	0.000		1.92	-	-	0.000	0.000	0.000		1.92	-	-			0.110	
12.000	0.000	0.000	0.000		0.001	-	-	0.000	0.000	0.000		0.001	-	-			0.000	0.000	0.000		2.92	-	-	0.000	0.000	0.000		2.92	-	-			0.120	
13.000	0.000	0.000	0.000		0.001	-	-	0.000	0.000	0.000		0.032	-	-			0.000	0.000	0.000		3.92	-	-	0.000	0.000	0.000		3.92	-	-			0.130	
Totals:						0	0					0	15	0	0						0	26					0	27	0	24				
Number of Trades:						0						0		0							0.00						0		0					

OTE (CR)

(Contract Size: 100 Securities, Exercise Style: American, Physical Delivery)

Exercise Price	Call Options														Put Options														Exercise Price					
	May 2017							June 2017							Other Months		May 2017							June 2017							Other Months			
	Open price	Price max	Price min	Last price	Closing price	Volume	Open Interest	Open price	Price max	Price min	Last price	Closing price	Volume	Open Interest	Volume	Open Interest	Open price	Price max	Price min	Last price	Closing price	Volume	Open Interest	Open price	Price max	Price min	Last price	Closing price		Volume	Open Interest	Volume	Open Interest	
5.600						-	-	0.000	0.000	0.000		3.97	-	-									-	-	0.000	0.000	0.000		0.001	-	-			0.056
6.000						-	-	0.000	0.000	0.000		3.57	-	-									-	-	0.000	0.000	0.000		0.001	-	-			0.060
6.400	0.000	0.000	0.000		3.16	-	-	0.000	0.000	0.000		3.17	-	-			0.000	0.000	0.000		0.001	-	-	0.000	0.000	0.000		0.001	-	-			0.064	
6.800	0.000	0.000	0.000		2.77	-	-	0.000	0.000	0.000		2.78	-	-			0.000	0.000	0.000		0.001	-	-	0.000	0.000	0.000		0.001	-	-			0.068	
7.200	0.000	0.000	0.000		2.37	-	-	0.000	0.000	0.000		2.38	-	-			0.000	0.000	0.000		0.002	-	-	0.000	0.000	0.000		0.001	-	-			0.072	
7.600	0.000	0.000	0.000		1.97	-	-	0.000	0.000	0.000		1.98	-	-			0.000	0.000	0.000		0.001	-	-	0.000	0.000	0.000		0.001	-	-			0.076	
8.000	0.000	0.000	0.000		1.57	-	-	0.000	0.000	0.000		1.58	-	-			0.000	0.000	0.000		0.001	-	-	0.000	0.000	0.000		0.004	-	-			0.080	
8.400	0.000	0.000	0.000		1.17	-	-	0.000	0.000	0.000		1.20	-	-			0.000	0.000	0.000		0.001	-	2	0.000	0.000	0.000		0.019	-	-			0.084	
8.800	0.000	0.000	0.000		0.774	-	-	0.000	0.000	0.000		0.843	-	-			0.000	0.000	0.000		0.007	-	-	0.000	0.000	0.000		0.063	-	-			0.088	
9.200	0.000	0.000	0.000		0.421	-	2	0.000	0.000	0.000		0.541	-	76			0.000	0.000	0.000		0.054	-	-	0.000	0.000	0.000		0.160	-	-			0.092	
9.600	0.000	0.000	0.000		0.170	-	-	0.315	0.315	0.315	0.315	0.315	5	7			0.000	0.000	0.000		0.203	-	-	0.000	0.000	0.000		0.330	-	-			0.096	
10.000	0.000	0.000	0.000		0.047	-	-	0.000	0.000	0.000		0.159	-	-			0.000	0.000	0.000		0.481	-	-	0.000	0.000	0.000		0.579	-	-			0.100	
11.000	0.000	0.000	0.000		0.001	-	-	0.000	0.000	0.000		0.017	-	-			0.000	0.000	0.000		1.44	-	-	0.000	0.000	0.000		1.45	-	-			0.110	
12.000	0.000	0.000	0.000		0.001	-	-	0.000	0.000	0.000		0.001	-	-			0.000	0.000	0.000		2.44	-	-	0.000	0.000	0.000		2.44	-	-			0.120	
13.000	0.000	0.000	0.000		0.001	-	-	0.000	0.000	0.000		0.001	-	-			0.000	0.000	0.000		3.44	-	-	0.000	0.000	0.000		3.44	-	-			0.130	
14.000	0.000	0.000	0.000		0.001	-	-	0.000	0.000	0.000		0.001	-	-			0.000	0.000	0.000		4.44	-	-	0.000	0.000	0.000		4.44	-	-			0.140	
Totals:						0	2						5	83	0	0						0	2					0	0	0	0			
Number of Trades:						0							1		0							0.00						0		0				

PIRAEUS BANK (CR)

(Contract Size: 100 Securities, Exercise Style: American, Physical Delivery)

Call Options																Put Options																	
Exercise Price	May 2017						June 2017						Other Months		May 2017						June 2017					Other Months		Exercise Price					
	Open price	Price max	Price min	Last price	Closing price	Volume	Open Interest	Open price	Price max	Price min	Last price	Closing price	Volume	Open Interest	Volume	Open Interest	Open price	Price max	Price min	Last price	Closing price	Volume	Open Interest	Open price	Price max	Price min	Last price		Closing price	Volume	Open Interest	Volume	Open Interest
0.050	0.000	0.000	0.000		0.175	-	-	0.000	0.000	0.000		0.175	-	-			0.000	0.000	0.000		0.005	-	-	0.000	0.000	0.000		0.002	-	-			0.001
0.100	0.000	0.000	0.000		0.126	-	-	0.000	0.000	0.000		0.125	-	-			0.000	0.000	0.000		0.001	-	-	0.000	0.000	0.000		0.014	-	-			0.001
0.150	0.000	0.000	0.000		0.082	-	-	0.000	0.000	0.000		0.078	-	-			0.000	0.000	0.000		0.006	-	-	0.000	0.000	0.000		0.003	-	-			0.002
0.200	0.000	0.000	0.000		0.048	-	-	0.000	0.000	0.000		0.042	-	-			0.000	0.000	0.000		0.023	-	-	0.000	0.000	0.000		0.016	-	-			0.002
0.250	0.000	0.000	0.000		0.027	-	-	0.000	0.000	0.000		0.020	-	-			0.000	0.000	0.000		0.052	-	-	0.000	0.000	0.000		0.044	-	-			0.003
0.300	0.000	0.000	0.000		0.015	-	-	0.000	0.000	0.000		0.008	-	-			0.000	0.000	0.000		0.090	-	-	0.000	0.000	0.000		0.083	-	-			0.003
0.350	0.000	0.000	0.000		0.008	-	-	0.000	0.000	0.000		0.003	-	-			0.000	0.000	0.000		0.133	-	-	0.000	0.000	0.000		0.128	-	-			0.004
0.400	0.000	0.000	0.000		0.004	-	-	0.000	0.000	0.000		0.001	-	-			0.000	0.000	0.000		0.179	-	-	0.000	0.000	0.000		0.176	-	-			0.004
0.450	0.000	0.000	0.000		0.002	-	-	0.000	0.000	0.000		0.001	-	-			0.000	0.000	0.000		0.227	-	-	0.000	0.000	0.000		0.225	-	-			0.005
0.500						-	-	0.000	0.000	0.000		0.010	-	-								-	-	0.000	0.000	0.000		0.275	-	-			0.005
Totals:						0	0							0	0	0	0							0	0	0	0						
Number of Trades:						0							0							0.00							0	0					

PPC (CR)

(Contract Size: 100 Securities, Exercise Style: American, Physical Delivery)

Exercise Price	Call Options														Put Options																																																			
	May 2017							June 2017							Other Months		May 2017							June 2017							Other Months		Exercise Price																																	
	Open price	Price max	Price min	Last price	Closing price	Volume	Open Interest	Open price	Price max	Price min	Last price	Closing price	Volume	Open Interest	Volume	Open Interest	Open price	Price max	Price min	Last price	Closing price	Volume	Open Interest	Open price	Price max	Price min	Last price	Closing price	Volume	Open Interest	Volume	Open Interest																																		
1.700						-	-	0.000	0.000	0.000		2.01	-	-																				0.000	0.000	0.000		0.001	-	-	0.000	0.000	0.000		0.001	-	-																	0.017		
1.800	0.000	0.000	0.000		1.91	-	-	0.000	0.000	0.000		1.91	-	-																						0.000	0.000	0.000		0.001	-	-	0.000	0.000	0.000		0.001	-	-																	0.018
1.900	0.000	0.000	0.000		1.81	-	-	0.000	0.000	0.000		1.81	-	-																						0.000	0.000	0.000		0.001	-	-	0.000	0.000	0.000		0.001	-	-																	0.019
2.000	0.000	0.000	0.000		1.71	-	-	0.000	0.000	0.000		1.71	-	-																						0.000	0.000	0.000		0.001	-	-	0.000	0.000	0.000		0.001	-	-																	0.020
2.200	0.000	0.000	0.000		1.51	-	-	0.000	0.000	0.000		1.52	-	-																						0.000	0.000	0.000		0.001	-	-	0.000	0.000	0.000		0.002	-	-																	0.022
2.400	0.000	0.000	0.000		1.31	-	-	0.000	0.000	0.000		1.32	-	-																						0.000	0.000	0.000		0.001	-	-	0.000	0.000	0.000		0.001	-	-																	0.024
2.600	0.000	0.000	0.000		1.11	-	-	0.000	0.000	0.000		1.12	-	-																						0.000	0.000	0.000		0.001	-	-	0.000	0.000	0.000		0.001	-	-																	0.026
2.800	0.000	0.000	0.000		0.912	-	22	0.000	0.000	0.000		0.917	-	-																						0.000	0.000	0.000		0.001	-	-	0.000	0.000	0.000		0.001	-	-																	0.028
3.000	0.000	0.000	0.000		0.712	-	-	0.000	0.000	0.000		0.721	-	-																						0.000	0.000	0.000		0.007	-	-	0.000	0.000	0.000		0.004	-	-																	0.030
3.200	0.000	0.000	0.000		0.513	-	-	0.000	0.000	0.000		0.533	-	-																						0.000	0.000	0.000		0.001	-	-	0.000	0.000	0.000		0.016	-	-																	0.032
3.400	0.000	0.000	0.000		0.322	-	-	0.000	0.000	0.000		0.365	-	-																						0.000	0.000	0.000		0.009	-	-	0.000	0.000	0.000		0.047	-	-																	0.034
3.600	0.000	0.000	0.000		0.161	-	-	0.000	0.000	0.000		0.227	-	180																						0.000	0.000	0.000		0.048	-	-	0.000	0.000	0.000		0.109	-	-																	0.036
3.800	0.000	0.000	0.000		0.059	-	-	0.000	0.000	0.000		0.129	-	45																						0.000	0.000	0.000		0.147	-	-	0.000	0.000	0.000		0.211	-	-																	0.038
4.000	0.000	0.000	0.000		0.015	-	-	0.000	0.000	0.000		0.066	-	280																						0.000	0.000	0.000		0.303	-	-	0.000	0.000	0.000		0.348	-	-																	0.040
4.400	0.000	0.000	0.000		0.002	-	-	0.000	0.000	0.000		0.013	-	-																						0.000	0.000	0.000		0.690	-	-	0.000	0.000	0.000		0.697	-	-																	0.044
4.800	0.000	0.000	0.000		0.001	-	-	0.000	0.000	0.000		0.002	-	-																						0.000	0.000	0.000		1.09	-	-	0.000	0.000	0.000		1.09	-	-																	0.048
5.200	0.000	0.000	0.000		0.001	-	-	0.000	0.000	0.000		0.001	-	-																						0.000	0.000	0.000		1.49	-	-	0.000	0.000	0.000		1.49	-	-																	0.052
5.600	0.000	0.000	0.000		0.001	-	-	0.000	0.000	0.000		0.001	-	-																						0.000	0.000	0.000		1.89	-	-	0.000	0.000	0.000		1.89	-	-																	0.056
Totals:						0	22						0	505	0	0																																																		
Number of Trades:							0							0		0																																																		

Lending Products	Underlying Title	Multilateral Transactions[1]					Bilateral Transactions[2]		Stock Borrowing through OTC (volume)[3]
		Open Interest[5]	Volume(Offered)	Average Weighted	Transactions volume	Average Weighted	Transactions Volume	Average Weighted	Transactions Volume
AEGBOR	AEGEAN AIRLINES (CR)	100	15,239	5.31%	---	---	---	---	11,701
ALPHABOR	ALPHA BANK (CR)	57,128	32,184	3.31%	---	---	---	---	1,929,215
ALMYBOR	ALUMIL (CR)	---	---	---	---	---	---	---	---
EEEBOR	CC HBC AG (CR)	2,215	10	9.50%	---	---	---	---	70,546
CENERBOR	CENERGY HOLDINGS (CB)	---	2,678	5.31%	---	---	---	---	---
ELLAKTORBOR	ELLAKTOR (CR)	---	62,008	5.31%	---	---	---	---	---
EUROBBOR	EUROBANK ERGASIAS (CR)	121,355	2,204	5.31%	---	---	---	---	4,102,397
EYDAPBOR	EYDAP S.A. (CR)	1,683	2,501	5.31%	---	---	---	---	17,780
FFGRPBOR	FOLLI FOLLIE (CR)	12,865	75,345	3.31%	10,000	2.65%	---	---	582,380
FOYRKBOR	FOURLIS (CR)	---	4,878	5.31%	---	---	---	---	4,650
GEKTERNABOR	GEK TERNA (CR)	150	23,800	5.31%	---	---	---	---	---
SARBOR	GR. SARANTIS SA (CR)	270	13	7.65%	---	---	---	---	---
EUPROBOR	GRIVALIA PROPERTIES (CR)	550	100,486	5.31%	---	---	---	---	36,889
EXAEBOR	HELLENIC EXCHANGES-A.S.E. (CR)	4,600	464,179	3.31%	---	---	---	---	100,365
ELPEBOR	HELLENIC PETROLEUM (CR)	300	121,602	5.31%	---	---	---	---	42,606
INLOTBOR	INTRALOT (CR)	---	59,698	5.31%	---	---	---	---	803
BELABOR	JUMBO SA (CR)	24,325	138,311	3.31%	1,500	2.65%	---	---	122,365
LAMDABOR	LAMDA DEVELOPMENT SA (CR)	14	100	5.32%	---	---	---	---	10,377
MIGBOR	MARFIN INVESTMENT GROUP (CR)	100,000	164,845	3.31%	---	---	---	---	744,474
METKKBOR	METKA (CR)	3,743	14,758	5.31%	---	---	---	---	965
MOHBOR	MOTOR OIL (CR)	15,409	13,400	5.31%	---	---	---	---	101,206
MYTILBOR	MYTILINEOS HOLDINGS (CR)	3,164	72,865	5.31%	---	---	---	---	3,200
ETEBOR	NATIONAL BANK (CR)	546,000	4,865	5.31%	---	---	---	---	11,420,166
OPAPBOR	OPAP (CR)	3,600	100,176	3.31%	---	---	---	---	835,517
HTOBOR	OTE (CR)	6,281	55,939	3.31%	---	---	---	---	336,094
PPABOR	P.P.A. S.A. (CR)	368	1,377	5.31%	---	---	---	---	2,901
TPEIRBOR	PIRAEUS BANK (CR)	6,061	53,546	3.31%	---	---	---	---	6,841,654
PLAISBOR	PLAISIO COMPUTERS SA (CR)	---	---	---	---	---	---	---	---
PPCBOR	PPC (CR)	18,250	102,818	3.31%	---	---	---	---	472,638
QUALBOR	QUALITY & RELIABILITY SA (CR)	---	---	---	---	---	---	---	---
TENERGYBOR	TERNA ENERGY (CR)	1,000	24,516	5.31%	---	---	---	---	---

Stock Lending Notes

[1] - Multilateral contracts Lending or Borrowing as per Methods 8-1, 8-2 and 8-3-3 (According to ATHEX BoD Resolution No.17)

[2] - Bilateral Contracts Lending or Borrowing as per Methods 8-3-1 and 8-3-2 (According to ATHEX BoD Resolution No.20)

[3] - The information concerning OTC Stock Borrowing Transactions is based on the statements of the Dematerialised Securities System (DSS) operators involved and refers to volumes that have been registered up until the previous working day.

[4] - Average Price (Volume weighted)

[5] - The Data concerning Open Interest before the start of trading session

Lending Products	Underlying Title	Open Interest[5]	Multilateral Transactions[1]				Bilateral Transactions[2]		Stock Borrowing through OTC (volume)[3]
			Volume(Offered)	Average Weighted	Transactions volume	Average Weighted	Transactions Volume	Average Weighte	Transactions Volume
TITKBOR	TITAN CEMENT (CR)	5,903	214,341	3.31%	---	---	---	---	16,704
VIOBOR	VIOHALCO SA/NV (CB)	500	38,301	5.31%	---	---	---	---	---

Stock Lending Notes

[1] - Multilateral contracts Lending or Borrowing as per Methods 8-1, 8-2 and 8-3-3 (According to ATHEX BoD Resolution No.17)

[2] - Bilateral Contracts Lending or Borrowing as per Methods 8-3-1 and 8-3-2 (According to ATHEX BoD Resolution No.20)

[3] - The information concerning OTC Stock Borrowing Transactions is based on the statements of the Dematerialised Securities System (DSS) operators involved and refers to volumes that have been registered up until the previous working day.

[4] - Average Price (Volume weighted)

[5] - The Data concerning Open Interest before the start of trading session

Sectors codification for listed companies

533	-	Exploration & Production	537	-	Integrated Oil & Gas
1353	-	Commodity Chemicals	1357	-	Specialty Chemicals
1753	-	Aluminum	1755	-	Nonferrous Metals
1757	-	Steel	1775	-	General Mining
2353	-	Building Materials & Fixtures	2357	-	Heavy Construction
2723	-	Containers & Packaging	2727	-	Diversified Industrials
2733	-	Electrical Components & Equipment	2753	-	Commercial Vehicles & Trucks
2757	-	Industrial Machinery	2773	-	Marine Transportation
2777	-	Transportation Services	2791	-	Business Support Services
2797	-	Industrial Suppliers	3535	-	Distillers & Vintners
3537	-	Soft Drinks	3573	-	Farming Fishing & Plantations
3577	-	Food Products	3722	-	Durable Household Products
3726	-	Furnishings	3728	-	Home Construction
3747	-	Toys	3763	-	Clothing & Accessories
3765	-	Footwear	3767	-	Personal Products
3785	-	Tobacco	4533	-	Health Care Providers
4535	-	Medical Equipment	4577	-	Pharmaceuticals
5337	-	Food Retailers & Wholesalers	5371	-	Apparel Retailers
5373	-	Broadline Retailers	5375	-	Home Improvement Retailers
5379	-	Specialty Retailers	5553	-	Broadcasting & Entertainment
5555	-	Media Agencies	5557	-	Publishing
5751	-	Airlines	5752	-	Gambling
5753	-	Hotels	5755	-	Recreational Services
5757	-	Restaurants & Bars	5759	-	Travel & Tourism
6535	-	Fixed Line Telecommunications	6575	-	Mobile Telecommunications
7535	-	Conventional Electricity	7537	-	Alternative Electricity
7577	-	Water	8355	-	Banks
8534	-	Insurance Brokers	8536	-	Property & Casualty Insurance
8633	-	Real Estate Holding & Development	8637	-	Real Estate Services
8671	-	Industrial & Office REITs	8674	-	Diversified REITs
8675	-	Specialty REITs	8775	-	Specialty Finance
8777	-	Investment Services	8985	-	Equity Investment Instruments
9533	-	Computer Services	9535	-	Internet
9537	-	Software	9572	-	Computer Hardware
9574	-	Electronic Office Equipment	9578	-	Telecommunications Equipment
12003	-	ETF			



ATHEXGROUP

Όμιλος Χρηματιστηρίου Αθηνών

Λεωφ. Αθηνών 110 104 42 Αθήνα

110, Athinon Ave. GR 104 42 Athens

tel. (+30)210-33.66.800, fax (+30)210-33.66.101

www.athexgroup.gr