



ATHEXGROUP
Athens Exchange Group

Hellenic Exchanges – Athens Stock Exchange S.A.



2016

δελτιο ημερησιων συναλλαγων

daily official list

Wednesday, 20 July, 2016

Year: 137 Trading Day No: 135



Disclaimer:

Hellenic Exchanges-Athens Stock Exchange S.A endeavours to ensure that the data and other material ("Information") presented on the Daily Official List are accurate and complete, but it is not liable for any errors or omissions of data or /and for the accuracy, credibility, updating and completeness of the aforesaid information nor it has any liability arising directly or indirectly from the use of the above Information.

The Company is not liable for the accuracy of the data included in listed companies' announcements. Only the sender of such an announcement is fully and solely liable for any infringement of third party's rights from the content of such announcement. All contents of the Daily Official List are provided only for information purposes and do not constitute investment advice or solicitation to invest in securities or other products listed for trading on the Exchange.

You acknowledge and agree that the Company is the owner of any property rights related to any Information appearing on the Daily Official List including intellectual property rights copyright, trademarks, etc.

The above data are a property of the Hellenic Exchanges-Athens Exchange and are copyright protected. Users are forbidden to reproduce, modify, copy, sale, transmit or redistribute, by all reproduction means and methods, part or the whole of the above data, without reference to their source.

The commercial exploitation of these data is, also, forbidden by third parties. Hellenic Exchanges-Athens Exchange does not carry any responsibility, direct or indirect, derived from usage or accidental alteration of the above data when used by third parties.

Hellenic Exchanges – Athens Stock Exchange S.A.

110 Athinon Ave., 10442 Athens, Tel: (210) 33.66.800, Fax: (210) 32.13.938

www.helex.gr

Thessalonica Stock Exchange Center (T.S.E.C)

16-18 Katouni Str., Thessalonica 546 25 Tel: (2310) 567.667, Fax: (2310) 530.545

Athex Members Guarantee Fund

14-16 Fidiou Str., Athens 106 78, Tel: (210) 33.04.682, Fax: (210) 33.04.155

Hellenic Republic Capital Market Commission

1 Kolokotroni Str. & 1 Stadiou Str., Athens 10562 Tel: (210) 33.77.100 Fax: (210) 33.77.173

Table of Contents

Section 1: Statistical Figures of Securities, Derivatives and Lending

Summary of Markets

Athex Indices

Analytic Figures for Athex Market's Boards and Categories

Trading Details by Athex Sectors and Financial Instruments (ETFs)

Top 10 best & worst performing Shares

Derivatives Summary

Section 2: Analytic Figures of Shares Transactions

Analytic Figures of Shares Transactions

Shares' Notes

Section 3: Figures of Securities Transactions

Securities Blocks Details

Shares Rights Details

Stock Borrowing

Shares Forced Sales

Forced Sales Registered Shares

Exchange Traded Funds (ETFs) Characteristics

Section 5: Bonds traded in Fixed Income Assets Market

Corporate Bonds

Government Bonds

Treasury Bills & Zero Coupon Government Bonds

Government Bonds Traded with the Open Outcry Method

State Banks Bonds

Section 6: Additional Infos

Athex & ATHEXClear Members List

List of Stocks under Market Making operations

Section 7: Derivatives Market Analytic Figures

Index Futures

Stock Futures

Index Options

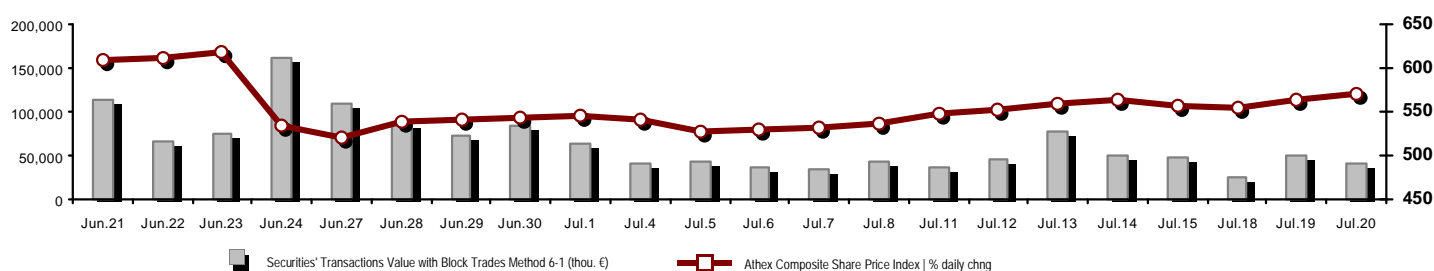
Stock Options

Stock Lending Analytic Figures

Appendix A: Sectors codification for listed companies

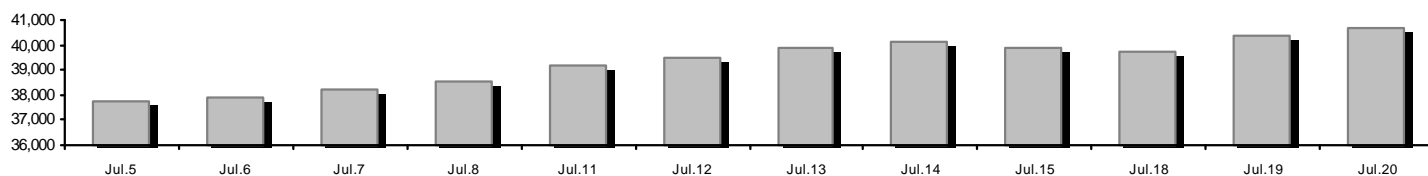
Summary of Markets

Athex Composite Share Price Index vs Shares and Derivatives Transactions Value

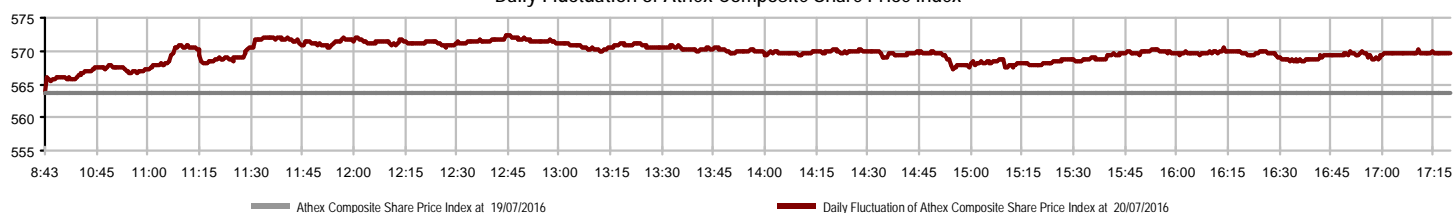


Athex Capitalisation (mill. €) **:	40,652.38	Derivatives Total Open Interest	248,069
Daily change: mill. € %	305.79 0.76%	in Index Futures % daily chng	5,472 4.83%
Yearly Avg Capitalisation: mill. € % chng prev year Avg	40,769.10 -6.61%	in Stock Futures % daily chng	240,845 0.39%
Athex Composite Share Price Index % daily chng	569.74 1.06%	in Index Options % daily chng	1,546 34.67%
Athex Composite Share Price Index Capitalisation (mill. €)	36,144.15	in Stock Options % daily chng	206 2.49%
Daily change (mill. €)	275.93		
Securities' Transactions Value with Block Trades Method 6-1 (41,296.06	Derivatives Contracts Volume:	44,732
Daily change: %	-7,606.33 -15.55%	Daily change: pieces %	4,063 9.99%
YtD Avg Trans. Value: thou. € % chng prev year Avg	72,713.90 -15.03%	YtD Avg Derivatives Contracts % chng prev year Avg	69,619 5.95%
Blocks Transactions Value of Method 6-1 (thou. €)	1,967.52	Derivatives Trades Number:	2,064
Blocks Transactions Value of Method 6-2 & 6-3 (thou. €)	0.00	Daily change: number %	266 14.79%
Bonds Transactions Value (thou.€)	0.00	YtD Avg Derivatives Trades number % chng prev year Avg	2,981 -8.77%
Securities' Transactions Volume with Block Trades Method 6-1 (th	69,384.04	Lending Total Open Interest	1,416,645
Daily change: thou. pieces %	16,171.75 30.39%	Daily change: pieces %	500 0.04%
YtD Avg Volume: % chng prev year Avg	123,343.43 -35.95%	Lending Volume (Multilateral/Bilateral)	500
Blocks Transactions Volume of Method 6-1 (thou. Pieces)	3,865.70	Daily change: pieces %	-4,928 -90.79%
Blocks Transactions Volume of Method 6-2 & 6-3 (thou. Pieces)	0.00	Multilateral Lending	500
Bonds Transactions Volume	0.00	Bilateral Lending	0
Securities' Trades Number with Block Trades Method 6-1	14,529	Lending Trades Number:	1
Daily change: number %	3,062 26.70%	Daily change: %	-17 -94.44%
YtD Avg Derivatives Trades number % chng prev year Avg	22,824 -15.44%	Multilateral Lending Trades Number	1
Number of Blocks Method 6-1	4	Bilateral Lending Trades Number	0
Number of Blocks Method 6-2 & 6-3	0		
Number of Bonds Transactions	0		

Athex Capitalisation (mill. €) **



Daily Fluctuation of Athex Composite Share Price Index



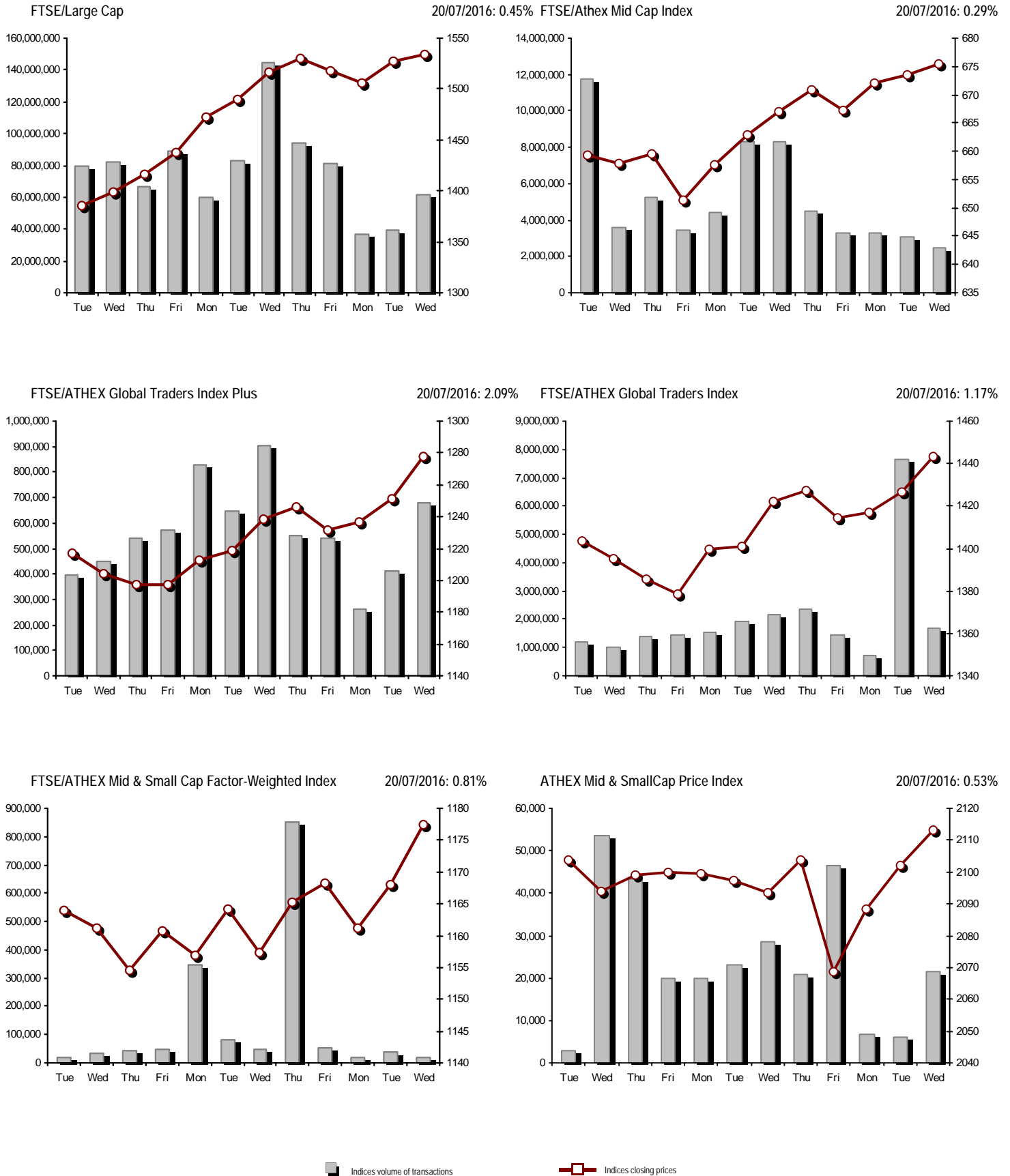
Athex Indices

Index name	20/07/2016	19/07/2016	pts.	%	Min	Max	Year min	Year max	Year change
Athex Composite Share Price Index	569.74 #	563.75	5.99	1.06%	563.75	572.28	420.82	658.99	-9.76% €
FTSE/Athex Large Cap	1,533.60 #	1,526.69	6.91	0.45%	1,526.69	1,552.77	1,075.20	1,868.90	-16.35% €
FTSE/Athex Mid Cap Index	675.46 #	673.54	1.92	0.29%	671.80	676.57	515.21	820.16	-17.27% €
FTSE/ATHEX-CSE Banking Index	553.54 €	555.98	-2.44	-0.44%	553.54	576.53	271.40	938.40	-37.94% €
FTSE/ATHEX Global Traders Index Plus	1,277.48 #	1,251.31	26.17	2.09%	1,251.31	1,278.37	1,031.55	1,388.54	0.23% #
FTSE/ATHEX Global Traders Index	1,443.12 #	1,426.50	16.62	1.17%	1,426.50	1,443.21	1,129.41	1,579.62	1.15% #
FTSE/ATHEX Mid & Small Cap Factor-Weighted Ind	1,177.45 #	1,167.95	9.50	0.81%	1,167.95	1,182.31	1,066.64	1,261.08	-6.22% €
Greece & Turkey 30 Price Index	447.10 €	453.83	-6.73	-1.48%	446.10	458.88	396.10	527.12	-3.69% €
ATHEX Mid & SmallCap Price Index	2,113.18 #	2,102.08	11.10	0.53%	2,098.49	2,121.52	1,848.24	2,213.61	-2.71% €
FTSE/Athex Market Index	376.28 #	374.60	1.68	0.45%	374.60	380.85	265.17	457.53	-16.37% €
FTSE Med Index	4,897.77 #	4,878.99	18.77	0.38%			4,396.47	5,530.53	-11.44% €
Athex Composite Index Total Return Index	863.86 #	854.78	9.08	1.06%	854.78	867.71	626.16	986.51	-8.04% €
FTSE/Athex Large Cap Total Return	2,156.61 #	2,146.89	9.72	0.45%			1,574.40	2,572.00	-14.72% €
FTSE/ATHEX Large Cap Net Total Return	643.38 #	640.48	2.90	0.45%	640.48	651.42	443.06	773.01	-14.84% €
FTSE/Athex Mid Cap Total Return	832.76 #	830.39	2.37	0.29%			669.55	1,008.35	-17.04% €
FTSE/ATHEX-CSE Banking Total Return Index	528.95 €	531.29	-2.34	-0.44%			318.40	895.04	-39.19% €
Greece & Turkey 30 Total Return Index	574.33 €	585.63	-11.30	-1.93%			0.00	660.49	-0.24% €
Hellenic Mid & Small Cap Index	705.17 #	695.03	10.14	1.46%	695.03	705.21	560.15	786.32	-1.45% €
FTSE/Athex Banks	731.36 €	734.59	-3.23	-0.44%	731.36	761.73	358.60	1,239.80	-37.94% €
FTSE/Athex Financial Services	920.63 #	907.46	13.17	1.45%	903.97	928.63	634.69	1,179.09	-5.47% €
FTSE/Athex Industrial Goods & Services	1,532.86 #	1,504.60	28.26	1.88%	1,504.60	1,535.15	1,369.56	1,844.00	-15.99% €
FTSE/Athex Retail	2,951.51 #	2,922.28	29.23	1.00%	2,890.14	2,957.35	1,826.41	3,004.11	16.84% #
FTSE/ATHEX Real Estate	2,501.53 €	2,510.10	-8.57	-0.34%	2,474.09	2,510.10	2,154.15	2,621.31	3.36% #
FTSE/Athex Personal & Household Goods	5,660.39 #	5,639.77	20.62	0.37%	5,620.66	5,675.52	4,433.32	6,333.20	11.79% #
FTSE/Athex Food & Beverage	6,990.09 #	6,934.15	55.94	0.81%	6,934.15	7,045.76	5,952.97	7,376.68	-5.24% €
FTSE/Athex Basic Resources	1,698.09 €	1,702.49	-4.40	-0.26%	1,698.09	1,724.49	1,200.24	1,997.24	3.88% #
FTSE/Athex Construction & Materials	2,050.18 #	1,967.80	82.38	4.19%	1,967.68	2,051.08	1,500.04	2,343.14	9.15% #
FTSE/Athex Oil & Gas	2,398.02 #	2,299.97	98.05	4.26%	2,299.97	2,404.37	1,860.37	2,657.42	-0.58% €
FTSE/Athex Chemicals	7,151.09 #	7,101.77	49.32	0.69%	7,052.46	7,151.09	6,190.46	7,375.62	4.97% #
FTSE/Athex Media	2,080.90 #	1,956.05	124.85	6.38%	1,956.05	2,080.90	1,373.39	2,247.37	40.84% #
FTSE/Athex Travel & Leisure	1,268.53 #	1,262.21	6.32	0.50%	1,247.79	1,268.53	982.74	1,426.44	-10.97% €
FTSE/Athex Technology	622.16 #	621.42	0.74	0.12%	617.63	627.67	489.05	639.30	8.77% #
FTSE/Athex Telecommunications	2,347.94 €	2,389.23	-41.29	-1.73%	2,339.68	2,414.00	1,802.93	2,669.99	-7.68% €
FTSE/Athex Utilities	1,483.86 #	1,479.07	4.79	0.32%	1,474.11	1,509.28	1,136.34	1,734.68	-11.44% €
Athex All Share Index	143.35 #	142.27	1.08	0.76%	143.35	143.35	113.39	165.22	-12.82% €
Hellenic Corporate Bond Index	104.65 #	104.62	0.03	0.03%			96.90	104.79	4.15% #
Hellenic Corporate Bond Price Index	95.67 #	95.66	0.01	0.01%			90.43	96.36	0.97% #

Note 1: FTSE/Med 100, Greece & Turkey 30 Rt., Hellenic Corporate Bond Price Index and Hellenic Corporate Bond Index closing prices refer to the previous trading day of 18/07/2016.

Note 2: The Hellenic Mid & Small Cap Index is a Customized index calculated by the Athens Exchange.

Athex Indices



Analytic Figures for Athex Market's Boards and Categories

	Total Traded Securities	Main Market	Low Dispersion	Other Categories (*)	Exchange Traded Funds (ETFs)	Warrants
Totals	109	88	4	11	3	3
Gain / Lose / Same:	58 / 30 / 21	50 / 25 / 13	2 / 1 / 1	4 / 2 / 5	2 / 1 / 0	0 / 1 / 2
Athex Capitalisation (mill. €) **	40,652.38	37,827.87	2,695.47	129.05		
Daily Average Trans/ons Value(thou.€)	72,713.90	72,581.19	144.19	11.37	21.00	15.07
Transactions Value	41,296.06	41,266.08	20.44	1.99	0.30	7.25
Main Board:	39,328.54	39,298.56	20.44	1.99	0.30	7.25
Blocks Board 6_2_3:	1,967.52	1,967.52	0.00	0.00	0.00	0.00
Forced Sales Board:	0.00	0.00	0.00	0.00	0.00	0.00
Special Terms Board:	0.00	0.00	0.00	0.00	0.00	0.00
Daily Average Transactions Volume	123,343,430	116,471,730	155,798	106,911	10,139	6,717,791
Transactions Volume	69,384,043	67,844,066	2,803	14,858	22	1,522,294
Main Board:	65,518,342	63,978,365	2,803	14,858	22	1,522,294
Blocks Board 6_2_3:	3,865,701	3,865,701	0	0	0	0
Forced Sales Board:	0	0	0	0	0	0
Special Terms Board:	0	0	0	0	0	0
Daily Average Number of Trades	22,824	22,651	34	59	4	77
Number of Trades	14,529	14,438	19	28	3	41
Main Board:	14,525	14,434	19	28	3	41
Blocks Board 6_2_3:	4	4	0	0	0	0
Forced Sales Board:	0	0	0	0	0	0
Special Terms Board:	0	0	0	0	0	0

(*) Summarised Transactions figures for Under Deletion and Under Supervision Categories. (**) The Market Capitalization of the Companies that belong in the Under Supervision Status is not included.

Trading Details by Athex Sectors and Financial Instruments (ETFs)

Code	Sectors	Gain / Lose / Same	Number of Trades	Transactions Volume	Transactions Value	% of Total Trans. Value
8300	- Banks	5 / 3 / 2	6,770	63,953,688	23,079,933.87	55.89%
1700	- Basic Resources	2 / 3 / 1	483	226,483	330,926.68	0.80%
1300	- Chemicals	1 / 0 / 2	14	7,989	15,059.83	0.04%
2300	- Construction & Materials	7 / 2 / 1	709	295,983	2,007,372.55	4.86%
12000	- Financial Instruments	2 / 1 / 0	3	22	300.40	0.00%
8700	- Financial Services	1 / 2 / 0	704	2,435,208	757,996.21	1.84%
3500	- Food & Beverage	2 / 6 / 0	196	83,050	662,304.97	1.60%
4500	- Health Care	1 / 2 / 3	68	166,156	76,332.61	0.18%
2700	- Industrial Goods & Services	6 / 2 / 4	447	136,999	276,549.62	0.67%
8500	- Insurance	0 / 0 / 0	---	---	---	---
5500	- Media	2 / 0 / 1	5	726	60.84	0.00%
500	- Oil & Gas	3 / 0 / 0	1,543	471,109	3,631,869.33	8.79%
3700	- Personal & Household Goods	8 / 4 / 2	708	286,933	2,177,915.80	5.27%
8600	- Real Estate	2 / 1 / 0	85	13,381	63,903.96	0.15%
5300	- Retail	1 / 0 / 1	285	31,828	623,123.39	1.51%
9500	- Technology	5 / 2 / 1	124	32,267	28,950.66	0.07%
6500	- Telecommunications	0 / 1 / 0	822	358,549	3,080,258.99	7.46%
5700	- Travel & Leisure	6 / 1 / 2	859	497,220	3,411,672.99	8.26%
7500	- Utilities	4 / 0 / 1	704	386,452	1,071,526.46	2.59%

Top 10 best & worst performing Shares

Main Market

With positive Price change			With negative Price change		
	Closing price	change		Closing price	change
FLEXOPACK SA (CR)	2.36	6.31% #	MARFIN INVESTMENT GROUP (CR)	0.132	-2.22% €
TITAN CEMENT (CR)	19.40	4.87% #	ALPHA BANK (CR)	1.76	-2.22% €
HELLENIC PETROLEUM (CR)	3.78	4.42% #	CORINTH PIPEWORKS (CR)	0.720	-2.17% €
MOTOR OIL (CR)	10.20	4.19% #	OTE (CR)	8.53	-1.73% €
BANK OF CYPRUS (CR)	0.153	4.08% #	PIRAEUS BANK (CR)	0.161	-1.23% €
GEK TERNA (CR)	1.92	3.78% #	GRIVALIA PROPERTIES (CR)	7.38	-0.94% €
ATTICA BANK S.A. (CR)	0.086	3.61% #	IASO SA (CR)	0.464	-0.86% €
NATIONAL BANK (CR)	0.203	3.57% #	TITAN CEMENT CO. (PR)	12.94	-0.38% €
P.P.A. S.A. (CR)	13.16	3.46% #	HELLENIC CABLES SA (CR)	0.556	-0.36% €
THESSALONIKA WATER & SEWERAGE	3.20	3.23% #	MYTILINEOS HOLDINGS (CR)	3.86	-0.26% €

With the highest Transactions Value			With the highest Transactions Volume		
	Value (thou. €)	change		Volume	change
ALPHA BANK (CR)	9,980.18	-2.22% €	PIRAEUS BANK (CR)	28,248,155	-1.23% €
PIRAEUS BANK (CR)	4,598.39	-1.23% €	NATIONAL BANK (CR)	17,980,822	3.57% #
EUROBANK ERGASIAS (CR)	4,425.42	0.35% #	EUROBANK ERGASIAS (CR)	7,467,948	0.35% #
NATIONAL BANK (CR)	3,610.37	3.57% #	ALPHA BANK (CR)	5,525,641	-2.22% €
OPAP (CR)	3,163.89	0.28% #	BANK OF CYPRUS (CR)	2,530,112	4.08% #
OTE (CR)	3,080.26	-1.73% €	MARFIN INVESTMENT GROUP (CR)	2,330,395	-2.22% €
MOTOR OIL (CR)	2,966.07	4.19% #	ATTICA BANK S.A. (CR)	676,772	3.61% #
TITAN CEMENT (CR)	1,713.11	4.87% #	OPAP (CR)	451,448	0.28% #
JUMBO SA (CR)	1,678.18	0.46% #	OTE (CR)	358,549	-1.73% €
PPC (CR)	982.48	0.00% -	PPC (CR)	353,395	0.00% -

Note: Stocks that are not included in the "Low Dispersion" and "Under Supervision" categories, and the transactions value is more than 10,000 €.

Derivatives Summary

	Number of Trades	Volume	Open Interest
Index Futures	407	2,128	5,472
FTSE/Athex Large Cap	407	2,128	5,472
Stock Futures	1,609	42,131	240,845
ALPHA BANK (CR)	236	3,136	12,922
CC HBC AG (CR)	2	6	129
CORINTH PIPEWORKS (CR)	11	72	1,205
ELLAKTOR (CR)	3	13	1,536
EUROBANK ERGASIAS (CR)	342	7,202	21,190
EYDAP S.A. (CR)	0	0	141
FOLLI FOLLIE (CR)	12	26	154
GEK TERNA (CR)	8	32	6,836
GRIVALIA PROPERTIES (CR)	2	9	41
HELLENIC EXCHANGES-A.S.E. (CR)	22	62	607
HELLENIC PETROLEUM (CR)	72	125	3,808
INTRALOT (CR)	1	2	543
JUMBO SA (CR)	7	18	218
MARFIN INVESTMENT GROUP (CR)	112	3,373	42,121
METKA (CR)	0	0	225
MOTOR OIL (CR)	38	101	381
MYTILINEOS HOLDINGS (CR)	32	92	2,742
NATIONAL BANK (CR)	249	13,481	63,702
OPAP (CR)	43	285	2,025
OTE (CR)	96	460	2,280
P.P.A. S.A. (CR)	13	15	625
PIRAEUS BANK (CR)	190	13,155	66,888
PPC (CR)	80	399	6,463
TERNA ENERGY (CR)	3	6	1,222
TITAN CEMENT (CR)	28	35	279
VIOHALCO SA/NV (CB)	7	26	2,562
Index Options	47	468	1,546
FTSE/Athex Large Cap	47	468	1,546
Stock Options	1	5	206
ALPHA BANK (CR)	0	0	101
NATIONAL BANK (CR)	0	0	0
OPAP (CR)	0	0	45
OTE (CR)	1	5	55
PIRAEUS BANK (CR)	0	0	0
PPC (CR)	0	0	5
Total Derivatives Traded	2,064	44,732	248,069

Daily Official List

Year: 137 Trading Day No: 135

Section 2: Analytic Figures of Shares Transactions

Wednesday, 20 July, 2016

Number of Outstanding Securities	Nominal Value	Dividends [1] 2013 2014 2015	Date of Last Dividend [2]	Coupon Right	Note	Shares	Closing price	% change	Previous closing price/date	Open price	Price min	Price max	Last price	Avg price	Last Bid [7]	Last Ask [7]	P/E after	Year	Volume	Trades	Transactions Value[8]	Company Mkt Value (thou. €)	Year low	Year high	Sector[4]		
1,141,734,167	---	---	---	11/06/2013	---	ALPHA BANK (W)	0.002	---	0.002	19/07/2016	0.001	0.001	0.002	0.002	0.002	24214559@0.001	28879187@0.002	---	2015	134,258	13	267.76	2,704,910.91	0.001	0.004	8355	
245,745,725	---	---	---	27/06/2013	---	NATIONAL BANK (W)	0.006	-14.29	0.007	19/07/2016	0.006	0.005	0.006	0.006	0.006	672358@0.005	2236429@0.006	---	2015	1,188,036	26	6,781.76	1,856,871.76	0.002	0.025	8355	
843,637,022	---	---	---	03/07/2013	---	PIRAEUS BANK (W)	0.001	---	0.001	19/07/2016	0.001	0.001	0.001	0.001	---	10697703@0.001	---	2015	200,000	2	200.00	1,406,042.51	0.001	0.002	8355		
Warrants																											
71,417,100	0.650	---	0.7	0.7	13/05/2016	27/06/2014	---	---	---	---	---	---	---	---	---	---	---	---	---	---	---	---	---	---	---	---	---
11,178,000	1.12	---	---	---	21/04/2010	15/12/2014	---	---	---	---	---	---	---	---	---	---	---	---	---	---	---	---	---	---	---	---	---
1,536,881,200	0.300	---	---	---	07/04/2008	27/11/2015	---	---	---	---	---	---	---	---	---	---	---	---	---	---	---	---	---	---	---	---	---
22,016,250	0.370	---	---	---	15/07/2009	11/05/2000	---	---	---	---	---	---	---	---	---	---	---	---	---	---	---	---	---	---	---	---	---
417,608	16.00	0.8	---	---	29/04/2014	05/03/2013	---	---	---	---	---	---	---	---	---	---	---	---	---	---	---	---	---	---	---	---	---
13,126,020	0.680	---	---	---	08/07/2010	19/07/2016	---	---	---	---	---	---	---	---	---	---	---	---	---	---	---	---	---	---	---	---	---
86,735,980	0.310	---	---	---	06/07/2009	02/01/2002	---	---	---	---	---	---	---	---	---	---	---	---	---	---	---	---	---	---	---	---	---
2,339,353,394	0.300	---	---	---	04/06/2008	01/12/2015	5103	---	---	---	---	---	---	---	---	---	---	---	---	---	---	---	---	---	---	---	---
15,300,000	0.300	---	---	---	30/07/2009	13/12/1999	---	---	---	---	---	---	---	---	---	---	---	---	---	---	---	---	---	---	---	---	---
48,184,910	0.700	---	---	---	01/07/2008	01/03/2010	---	---	---	---	---	---	---	---	---	---	---	---	---	---	---	---	---	---	---	---	---
12,213,750	0.320	---	0.8	0.85	07/06/2016	22/11/2013	---	---	---	---	---	---	---	---	---	---	---	---	---	---	---	---	---	---	---	---	---
8,922,944,533	0.100	---	---	---	31/05/2011	02/02/2015	4857	---	---	---	---	---	---	---	---	---	---	---	---	---	---	---	---	---	---	---	---
19,864,886	5.60	0.672	0.672	0.672	03/03/2016	02/07/2008	---	---	---	---	---	---	---	---	---	---	---	---	---	---	---	---	---	---	---	---	---
23,986,500	1.05	---	---	---	26/06/2009	15/03/2000	---	---	---	---	---	---	---	---	---	---	---	---	---	---	---	---	---	---	---	---	---
15,842,391	1.51	---	---	---	15/07/2009	12/05/2000	---	---	---	---	---	---	---	---	---	---	---	---	---	---	---	---	---	---	---	---	---
15,816,009	0.300	---	---	---	01/07/2009	17/07/2000	---	---	---	---	---	---	---	---	---	---	---	---	---	---	---	---	---	---	---	---	---
368,203,298	6.70	0.354	0.36	0.4	30/06/2016	29/04/2013	---	---	---	---	---	---	---	---	---	---	---	---	---	---	---	---	---	---	---	---	---
101,123,806	0.360	---	---	---	22/07/2010	28/06/2011	---	---	---	---	---	---	---	---	---	---	---	---	---	---	---	---	---	---	---	---	---
124,170,201	0.780	---	---	---	28/06/2002	07/02/2005	---	---	---	---	---	---	---	---	---	---	---	---	---	---	---	---	---	---	---	---	---
9,907,500	0.300	---	---	---	06/10/2005	13/02/2002	---	---	---	---	---	---	---	---	---	---	---	---	---	---	---	---	---	---	---	---	---
41,068,800	0.420	(0.0667)	(0.03)	---	24/07/2015	17/02/2016	---	---	---	---	---	---	---	---	---	---	---	---	---	---	---	---	---	---	---	---	---
15,000,000	0.300	---	---	---	06/07/2007	18/07/2000	---	---	---	---	---	---	---	---	---	---	---	---	---	---	---	---	---	---	---	---	---
34,720,000	0.310	---	---	---	16/06/2010	01/08/2007	---	---	---	---	---	---	---	---	---	---	---	---	---	---	---	---	---	---	---	---	---
3,873,120	0.300	---	---	---	07/07/2008	04/10/2012	---	---	---	---	---	---	---	---	---	---	---	---	---	---	---	---	---	---	---	---	---
11,250,000	0.520	---	---	---	26/07/2010	09/11/2015	---	---	---	---	---	---	---	---	---	---	---	---	---	---	---	---	---	---	---	---	---
32,188,050	1.04	---	---	---	21/07/2008	20/01/2000	---	---	---	---	---	---	---	---	---	---	---	---	---	---	---	---	---	---	---	---	---
18,421,516	1.00	---	---	---	07/07/2009	10/09/2010	---	---	---	---	---	---	---	---	---	---	---	---	---	---	---	---	---	---	---	---	---
31,734,530	1.60	---	---	---	09/07/2007	19/07/2006	---	---	---	---	---	---	---	---	---	---	---	---	---	---	---	---	---	---	---	---	---
23,828,130	0.500	---	---	0.16	08/06/2016	17/02/2009	---	---	---	---	---	---	---	---	---	---	---	---	---	---	---	---	---	---	---	---	---
177,001,313	1.03	---	---	---	05/07/2011	20/12/2007	---	---	---	---	---	---	---	---	---	---	---	---	---	---	---	---	---	---	---	---	---
82,667,000	0.300	---	---	---	22/07/2014	---	---	---	---	---	---	---	---	---	---	---	---	---	---	---	---	---	---	---	---	---	---
26,730,187	0.600	0.05	---	---	23/06/2014	30/12/2010	---	---	---	---	---	---	---	---	---	---	---	---	---	---	---	---	---	---	---	---	---
14,050,971	0.340	---	---	---	06/07/2011	17/10/2002	---	---	---	---	---	---	---	---	---	---	---	---	---	---	---	---	---	---	---	---	---

Number of Outstanding Securities	Nominal Value	Dividends [1]			Date of Last Coupon		Note	Shares	Closing price	% change	Previous closing price/date	Open price	Price min	Price max	Last price	Avg price	Last Bid [7]	Last Ask [7]	P/E after	Year	Volume	Trades	Transactions Value[8]	Company Mkt Value (thou. €)	Year low	Year high	Sector[4]
		2013	2014	2015	Dividend [2]	Right																					
65,326,268	0.530	---	---	---	04/07/2007	19/07/2006	4750	SATO SA (CR)	0.031	19.23 #	0.026	19/07/2016	0.031	0.031	0.031	0.031	0.031146076@0.031	---	---	2015	424	3	13.14	2,025.11	0.008	0.103	3726
7,914,480	0.300	---	---	---	23/06/2008	29/06/2011	4888	SFAKIANAKIS SA (CR)	0.550	---	0.550	19/07/2016	---	---	---	---	---	450@0.560	---	2015	---	---	---	4,352.96	0.360	5.64	5379
10,186,667	1.35	---	---	---	24/06/2008	02/02/2016	4887	SIDMA SA (CR)	0.367	---	0.367	19/07/2016	---	---	---	---	---	2500@0.358	---	2015	---	---	---	3,738.51	0.096	0.380	1757
4,737,503	0.320	---	---	---	22/06/2005	22/09/2015	5115	VARANGIS AVEPE S.A. (CR)	0.250	---	0.250	19/07/2016	---	---	---	---	---	69245@0.250	---	2015	---	---	---	1,184.38	0.250	0.300	3726
16,383,428	0.300	---	---	---	25/06/2002	21/06/2013	4997	VARVARESSOS SA (CB)	0.144	---	0.144	19/07/2016	---	---	---	---	---	70@0.144	---	2015	---	---	---	2,359.21	0.006	0.144	3763
13,191,620	0.620	---	---	---	04/08/2010	09/09/2002	4977	YALCO - CONSTANTINOU SA (CB)	0.096	---	0.096	19/07/2016	---	---	---	---	---	1000@0.114	---	2015	---	---	---	1,266.40	0.046	0.143	3722

Surveillance

1,130,180	0.440	---	---	---	20/06/2003	02/07/2014	5092	COMPUCON SA (CR)	0.006	---	0.006	19/07/2016	---	---	---	---	---	6000@0.006	---	2015	---	---	---	6.78	0.006	0.019	9537
9,567,289	0.300	---	---	---	01/07/2004	19/11/2007	5062	MARAC ELECTRONICS (CR)	0.298	---	0.298	19/07/2016	---	---	---	---	---	19880@0.239	---	2015	---	---	---	2,851.05	0.298	0.298	9578
24,319,250	0.300	---	---	---	09/07/2002	04/07/2007	5111	PROODEFTIKH SA (CR)	0.058	---	0.058	19/07/2016	---	---	---	---	---	2690@0.055	---	2015	---	---	---	1,410.52	0.036	0.092	2357
766,000	1.00	---	---	---	01/07/2004	11/12/2012	4937	TRIA ALFA SA (CR)	2.59	---	2.59	19/07/2016	---	---	---	---	---	80@2.49	---	2015	---	---	---	2,383.29	1.80	2.59	3763
245,000	1.00	---	---	---	19/07/2010	11/12/2012	4938	TRIA ALFA SA (PR)	1.63	---	1.63	19/07/2016	---	---	---	---	---	300@1.95	---	2015	---	---	---	2,383.29	1.36	1.63	3763

Under Deletion

33,301,715	0.320	---	---	---	27/06/2003	08/07/2009	4978	AEGEK (CR)	0.043	---	0.043	31/03/2016	---	---	---	---	---	---	---	---	---	---	---	1,431.97	0.029	0.072	2357
5,000,000	0.400	---	---	---	03/06/2009	01/09/2014	5087	ALCO HELLAS SA (CR)	0.180	---	0.180	31/03/2015	---	---	---	---	---	---	---	---	---	---	---	900.00	0.180	0.180	1753
5,025,000	0.300	---	---	---	05/07/2005	14/03/2002	5023	ALSINCO S.A (CR)	0.043	---	0.043	29/11/2013	---	---	---	---	---	---	---	---	---	---	---	216.08	0.043	0.043	3763
215,246,452	0.300	---	---	---	25/06/2001	24/09/2001	4446	ALTEC SA (CR)	0.012	---	0.012	30/11/2015	---	---	---	---	---	---	---	---	---	---	---	2,582.96	0.012	0.012	9533
81,644,555	0.300	---	---	---	01/07/2008	02/09/2002	5098	ATTI - KAT SA (CR)	0.012	---	0.012	29/05/2015	---	---	---	---	---	---	---	---	---	---	---	979.73	0.012	0.012	2357
33,930,000	0.300	---	---	---	03/07/2006	30/05/2001	4865	BABIS VOVOS SA (CR)	0.304	---	0.304	30/03/2012	---	---	---	---	---	---	---	---	---	---	---	10,314.72	0.304	0.304	8633
20,121,710	1.21	---	---	---	27/07/1992	12/03/2003	5002	BALKAN R.E. (CR)	0.190	---	0.190	29/08/2013	---	---	---	---	---	---	---	---	---	---	---	3,823.12	0.190	0.190	8633
21,920,570	0.300	---	---	---	03/07/2007	13/12/1999	4702	CARDASSILARIS SA (CR)	0.140	---	0.140	30/11/2010	---	---	---	---	---	---	---	---	---	---	---	3,068.88	0.140	0.140	3577
30,159,583	0.470	---	---	---	26/06/2008	29/12/2010	5047	DIAS A/C (CR)	0.050	---	0.050	26/03/2014	---	---	---	---	---	---	---	---	---	---	---	1,507.98	0.050	0.050	3573
7,847,611	1.20	---	---	---	01/08/2007	28/09/2011	4939	EDRASIS - C. PSALLIDAS SA (CR)	0.150	---	0.150	29/11/2012	---	---	---	---	---	---	---	---	---	---	---	1,177.14	0.150	0.150	2357
5,750,000	0.300	---	---	---	12/12/2008	12/12/2011	4929	ELECTRONIKI ATHINON SA (CR)	0.480	---	0.480	28/09/2012	---	---	---	---	---	---	---	---	---	---	---	2,760.00	0.480	0.480	5375
36,748,909	0.730	---	---	---	15/12/2005	13/12/2006	5109	HEL. SUGAR INDUSTRY SA (CB)	0.075	---	0.075	29/02/2016	---	---	---	---	---	---	---	---	---	---	---	2,756.17	0.064	0.150	3577
13,692,227	1.47	---	---	---	07/07/2006	08/10/1999	5049	HELLENIC FABRICS SA (CR)	0.117	---	0.117	31/03/2014	---	---	---	---	---	---	---	---	---	---	---	1,601.99	0.117	0.117	3763
30,390,000	0.310	---	---	---	18/08/2008	29/12/2006	5099	HELLENIC FISHFARMING SA (CR)	0.070	---	0.070	02/06/2015	---	---	---	---	---	---	---	---	---	---	---	2,127.30	0.070	0.070	3573
24,619,524	0.500	---	---	---	10/10/1986	30/12/2002	4914	KERAMIA-ALLATINI (CR)	0.088	---	0.088	30/08/2012	---	---	---	---	---	---	---	---	---	---	---	2,166.52	0.088	0.088	8633
66,937,526	0.700	---	---	---	13/08/2010	21/05/2003	5003	MICHANIKI SA (CR)	0.100	---	0.100	29/08/2013	---	---	---	---	---	---	---	---	---	---	---	9,186.78	0.100	0.100	2357
25,968,987	0.700	---	---	---	13/08/2010	21/05/2003	5004	MICHANIKI SA (PR)	0.096	---	0.096	29/08/2013	---	---	---	---	---	---	---	---	---	---	---	9,186.78	0.096	0.096	2357
13,555,100	1.00	---	---	---	08/07/2005	08/07/2005	4576	MICROLAND COMPUTERS SA (CR)	0.640	---	0.640	14/07/2009	---	---	---	---	---	---	---	---	---	---	---	8,675.26	0.640	0.640	5379
255,459,600	0.300	---	---	---	26/06/2000	03/12/2010	5101	NEL SA (CR)	0.070	---	0.070	31/08/2015	---	---	---	---	---	---	---	---	---	---	---	17,882.17	0.070	0.070	5759
23,463,874	0.800	---	---	---	23/05/2003	21/12/1999	4918	NEORION SA (CR)	0.125	---	0.125	30/08/2012	---	---	---	---	---	---	---	---	---	---	---	2,932.98	0.125	0.125	2753
20,210,127	1.53	---	---	---	27/06/1997	20/03/2000	5061	PARNASSOS ENTERP. (CR)	0.070	---	0.070	30/05/2014	---	---	---	---	---	---	---	---	---	---	---	1,414.71	0.070	0.070	8775
40,946,303	0.360	---	---	---	18/07/2005	27/11/2007	5089	PC SYSTEMS SA (CR)	0.006	---	0.006	31/03/2016	---	---	---	---	---	---	---	---	---	---	---	245.68	0.006	0.014	9533
9,550,386	0.500	---	---	---	01/07/1997	12/06/2008	4626	PRAXITELIO SA (CR)	0.390	---	0.390	31/03/2010	---	---	---	---	---	---	---	---	---	---	---	4,430.09	0.390	0.390	4533

Number of Outstanding Securities	Nominal Value	Dividends [1]			Date of Last Coupon		Note	Shares	Closing price	% change	Previous closing price/date	Open price	Price min	Price max	Last price	Avg price	Last Bid [7]	Last Ask [7]	P/E after	Year	Volume	Trades	Transactions Value[8]	Company Mkt Value (thou. €)	Year low	Year high	Sector[4]
Suspension Status																											
1,306,368	0.500	---	---	---	01/07/1997	12/06/2008	4627	PRAXITELIO SA (PR)	0.540	---	0.540	31/03/2010	---	---	---	---	---	---	---	---	---	---	---	4,430.09	0.540	0.540	4533
25,667,143	0.320	---	---	---	03/07/2000	18/12/2007	4548	SAOS (CR)	1.56	---	0.780	# 31/03/2009	---	---	---	---	---	---	---	---	---	---	---	40,040.74	1.56	1.56	2773
26,408,040	0.300	---	---	---	01/07/1997	26/05/1999	4464	SHEET STEEL SA (CR)	0.120	---	0.120	28/11/2008	---	---	---	---	---	---	---	---	---	---	---	3,168.96	0.120	0.120	1757
29,060,950	0.340	---	---	---	20/08/2007	24/10/2001	5088	SPIDER METAL INDUSTRY SA (CR)	0.008	---	0.008	31/03/2015	---	---	---	---	---	---	---	---	---	---	---	232.49	0.008	0.008	2757
144,688,060	0.600	---	---	---	21/04/2008	10/03/2010	4982	T BANK (CR)	0.048	---	0.052	# 29/11/2011	---	---	---	---	---	---	---	---	---	---	---	6,945.03	0.048	0.048	8355
6,523,780	0.530	---	---	---	01/07/2002	06/03/2001	4971	TECHNICAL PUBLICATIONS SA (CR)	0.006	---	0.006	31/05/2013	---	---	---	---	---	---	---	---	---	---	---	39.14	0.006	0.006	5557
100,793,572	0.300	---	---	---	16/07/2009	11/02/2016	5110	TELETIPOS SA (CR)	0.060	---	0.060	07/03/2016	---	---	---	---	---	5@0.048	---	---	---	---	---	6,047.61	0.054	0.070	5553
13,920,000	0.320	---	---	---	19/11/2001	01/08/2000	4726	TEXAPRET SA (CR)	0.080	---	0.080	28/02/2011	---	---	---	---	---	---	---	---	---	---	---	1,113.60	0.080	0.080	3763
510,840	1.00	---	---	---	15/07/2008	21/11/2013	5036	TROPEA HOLDING (CR)	2.00	---	0.020	# 30/03/2012	---	---	---	---	---	---	---	---	---	---	---	1,021.68	2.00	2.00	3722
284,465,964	3.70	---	---	---	20/06/2008	15/06/2009	4913	TT HELLENIC POSTBANK (CR)	0.168	---	0.239	# 29/08/2012	---	---	---	---	---	---	---	---	---	---	---	47,790.28	0.168	0.168	8355
89,616,200	0.300	---	---	---	21/08/2000	28/06/2007	4616	UNITED TEXTILES (CR)	0.050	---	0.050	24/02/2010	---	---	---	---	---	---	---	---	---	---	---	4,480.81	0.050	0.050	3763
71,683,906	0.400	---	---	---	15/06/2005	05/02/2008	4953	XATZIOANNOU (CR)	0.026	---	0.026	28/03/2013	---	---	---	---	---	---	---	---	---	---	---	1,863.78	0.026	0.026	3763

Shares' Notes

Code	Note text
()	- Adjusted dividends.
*	- Last adjusted closing price.
[1]	- Net dividends.
[2]	- The "Date of Last Coupon" for New listings refers to the date company's stocks started to trade in Athex
[3]	- The Company Market Value is referred to the number of outstanding shares
[4]	- Sectors codification can be found in Appendix A
[5]	- The Market Value refers to the total number of shares listed (including their several classes) in the exchange by the company.
[6]	- P/E greater than 100
[7]	- Last view of the Order Book before the end of the trading session
[8]	- All Blocks Methods' Transactions Value are included.
4446	- Transfer to the "Under Supervision" Category as of 20/10/2008.
4464	- Suspension of trading as of 1/12/2008.
4548	- Suspension of trading as of 1/4/2009.
4576	- Suspension of trading as of 14/7/2009.
4616	- Suspension of trading as of 25/2/2010.
4626	- Suspension of trading as of 1/4/2010.
4627	- Suspension of trading as of 1/4/2010.
4690	- Transfer to Surveillance category as of 4/4/2006.
4702	- Suspension of trading as of 1/12/2010.
4726	- Suspension of trading as of 1/3/2011.
4750	- Transfer to the "Under Surveillance Category" from 8/4/2011.
4795	- The final gross (pre-tax) dividend is € 0.30 per share and subject to withholding tax on the full dividend amount, i.e. 0,45 per share, for those shareholders liable to withholding tax, in accordance with the applicable tax law provisions.
4814	- Transfer to the Low Dispersion Category as of 30/5/2011.
4815	- Transfer to the Low Dispersion Category as of 30/5/2011.
4816	- Transfer to the Low Dispersion Category as of 30/5/2011.
4817	- Transfer to the Low Dispersion Category as of 30/5/2011.
4822	- Transfer to the Low Dispersion category as of 30/5/2011.
4823	- Transfer to the Low Dispersion category as of 4/4/2006.
4827	- Transfer to the Low Dispersion category as of 5/5/2010.
4844	- Transfer to the Surveillance category from 8/4/2011.
4857	- The 793,906,274 new (CR) shares, resulting from the recent share capital increase through a rights issue, are not yet admitted to trading on the ATHEX.
4865	- Suspension of trading as of 2/4/2012.
4879	- Transfer to the Surveillance Category as of 10/4/2012.
4881	- Transfer to the Surveillance Category as of 10/4/2012.
4882	- Transfer to the Surveillance Category as of 10/4/2012.
4886	- Transfer to the Surveillance Category as of 10/4/2012.
4887	- Transfer to the Surveillance Category as of 10/4/2012.
4888	- Transfer to the Surveillance Category as of 10/4/2012.
4912	- Transfer to the Surveillance Category as of 31/7/2012.
4913	- Suspension of trading as of 30/8/2012.
4914	- Suspension of trading as of 31/8/2012.
4918	- Suspension of trading as of 31/8/2012.
4929	- Suspension of trading as of 1/10/2012.
4937	- Transfer to the UNDER DELETION category as of 30/11/2012.
4938	- Transfer to the UNDER DELETION category as of 30/11/2012.
4939	- Suspension of trading as of 30/11/2012.
4953	- Suspension of trading as of 2/4/2013.
4955	- Transfer to the Surveillance Category as from 5/4/2013.
4956	- Transfer to the Surveillance Category as from 5/4/2013.
4957	- Transfer to the Surveillance Category as from 5/4/2013.
4958	- Transfer to the Surveillance Category as from 5/4/2013.

Shares' Notes

Code	Note text
4959	- Transfer to the Surveillance Category as from 5/4/2013.
4971	- Suspension of trading as of 3/6/2013.
4977	- Transfer to the "Under Surveillance Category" from 11/6/2013.
4978	- Transfer to the Under Supervision Category as of 11/6/2013.
4982	- Suspension of trading as of 1/12/2011.
4983	- Transfer to the Surveillance Category as of 5/4/2013.
4985	- Transfer to the "Under Surveillance Category" from 8/4/2011.
4997	- Transfer to the Under Supervision Category as of 21/12/2009. - The 6,870,053 new (CB) shares, resulting from the recent share capital increase through a rights issue, are not yet admitted to trading on the ATHEX.
5002	- Suspension of trading as of 30/08/2013.
5003	- Suspension of trading as of 30/08/2013.
5004	- Suspension of trading as of 30/08/2013.
5007	- Transfer to the Surveillance category, as of 11/10/2013.
5023	- Suspension of trading as of 2/12/2013.
5031	- The 612,300 new (CR) shares, resulting from the recent share capital increase through a rights issue, are not yet admitted to trading on the ATHEX.
5033	- Transfer to the Surveillance Category as of 25/11/2011. The 97,144,575 new (CR) shares, resulting from the recent share capital increase through a rights issue, are not yet admitted to trading on the ATHEX.
5036	- The company's share is under suspension of trading as of 2/4/2012. During suspension, the company proceeded and concluded a share reverse split, according to which - after the conclusion of the corporate action - the total number of the company's shares, as well as, the last closing price of 30/03/2012 were adjusted.
5046	- Transfer to the Low Dispersion category as of 8/4/2011.
5047	- Suspension of trading as of 27/3/2014.
5049	- Under suspension of trading as of 1/4/2014.
5055	- Transfer to the Surveillance Category as of 10/4/2014.
5057	- Transfer to the Surveillance Category as of 29/12/2011.
5058	- Transfer to the Surveillance Category as of 29/12/2011.
5061	- Suspension of trading as of 2/6/2014.
5062	- Transfer to the UNDER DELETION category as of 4/6/2014.
5080	- Suspension of trading as of 6/9/2011.
5087	- Suspension of trading as of 1/4/2015.
5088	- Suspension of trading as of 1/4/2015.
5089	- Transfer to the Surveillance Category as of 8/4/2015.
5092	- Transfer to the UNDER DELETION category as of 8/4/2015.
5093	- Transfer to the Surveillance Category as of 8/4/2015.
5094	- Transfer to the Surveillance Category as of 8/4/2015.
5095	- Transfer to the Surveillance Category as from 9/4/2015.
5097	- Transfer to the Surveillance Category as of 10/4/2012.
5098	- Suspension of trading as of 2/6/2015.
5099	- Suspension of trading as of 3/6/2015.
5100	- Transfer to the Low Dispersion Category as of 24/6/2015.
5101	- Suspension of trading as of 1/9/2015.
5103	- The 2,495,784,996 new (CR) shares, resulting from the recent share capital increase through a rights issue, are not yet admitted to trading on the ATHEX.
5104	- Transfer to the "Low Dispersion" Category as of 31/10/2014. Change of the company name from "MIG REAL ESTATE R.E.I.C." to "NBG PANGAEA R.E.I.C." as of 30/12/2015.
5109	- Suspension of trading as of 01/03/2016.
5110	- Suspension of trading as of 08/03/2016.
5111	- Transfer to the Under Deletion Category as of 15/04/2016.
5112	- Transfer to the Surveillance Category as of 15/04/2016.
5113	- Transfer to the Surveillance Category as of 15/04/2016.
5114	- Transfer to the Surveillance Category as of 15/04/2016.
5115	- Transfer to the Surveillance Category as of 15/04/2016.
5116	- Transfer to the Low Dispersion Category as of 20/4/2016.

Securities Blocks Details

Securities	Block Volume	Price	Block Trade Value	Time of approval	Note
JUMBO SA (CR)	27,764	10.99	304,987.54	16:35:21	20
EUROBANK ERGASIAS (CR)	1,722,937	0.595	1,024,286.05	16:36:11	20
PPC (CR)	115,000	2.75	316,250.00	17:11:45	20
PIRAEUS BANK (CR)	2,000,000	0.161	322,000.00	17:15:38	20

Blocks Notes

- 9 - Method 6-1 / Special Fees
- 10 - Method 6-1 / Special Fees, SDS
- 14 - Method 6-3 / Settlement, Incomplete Buy and Sell
- 18 - Method 6-2 / SPOT 1
- 19 - Method 6-2 / SPOT 2
- 20 - Method 6-1 and Method 6-1 Same Day Settlement
- 21 - Other Pre-agreed

Shares Rights Details

Occured date	Exercise from	Exercise until	Trading until	Rights	Price min	Price max	Closing price	Last Bid	Last Ask	Volume	Trades	Transactions Value
--------------	---------------	----------------	---------------	--------	-----------	-----------	---------------	----------	----------	--------	--------	--------------------

No Rights Transactions.

Shares Forced Sales

Securities	Transaction s Volume	Number of Trades	Transactions Value	Note
------------	-------------------------	---------------------	-----------------------	------

No Forced Transactions.

Forced Sales Notes

- 1 - Normal Forced Sale.
- 2 - Forced Sales of Fixed Registered Shares.
- 3 - Forced Sales of Remaining Stock Fractions.

Forced Sales Registered Shares

Securities	Start Date	End Date	Initial Volume	Remaining Volume	Date	Avg price (day)	Avg price (period)	Number of Trades	Transactions Volume	Transactions Value
------------	------------	----------	----------------	------------------	------	-----------------	--------------------	------------------	---------------------	--------------------

No Fixed Registered Shares Forced Sales.

Forced Sales Notes

According to Decision 1/380/04.05.2008 of the Hellenic Republic Capital Market Commission, the certificated registered shares that have not been deposited to the issuer for dematerialisation, will be auctioned in the Athens Exchange by the supervising issuer. Forced sales procedure is held according to Article 99A of the Athens Exchange Rulebook. The average price of the period is calculated by dividing the Total transactions value by the Total volume and includes all the transactions made until the current date.

Exchange Traded Funds (ETFs) Characteristics

	Transactions Date (T)	Creation / Redemption	Units (T-1)	New Units (T-1)	Redemption Units (T-1)	Units (T) [1]	Fund Assets [2]	Net Unit Price	Dividend per	Dividend Date
NBGAM ETF ΓΔ Χ.Α.	20/07/2016	25,000	294,878	---	---	294,878	1,968,405.00	6.6753	---	27/10/2011
ALPHA ETF FTSE Athex Large Cap	20/07/2016	5,000	619,082	---	---	619,082	9,440,129.00	15.2486	0.37	30/06/2016
NBGAM ETF GREECE & TURKEY 30	20/07/2016	25,000	388,550	---	---	388,550	2,121,033.00	5.4588	---	27/10/2011

ETFs Notes

[1] - Units (T) = Units (T-1) + New Units (T-1) - Redemption Units (T-1)

[2] - The Creation / Redemption Units of T-1 are included.

Corporate Bonds

Num Listed Bonds	Nominal price	Issue price	Today's Rate	Exp. Date	Duration (years)	Note	Coupon		Trading	Corporate Bonds	Price min	Price max	Closing price	Previous closing price/date	Volume	Transactions Value	Last order			ear min	Year max	
							Common	Preferred									Price	Buy / Sell	Date			
1,779,209	13.76	9.77	0.00	21/10/2025	18	---	---	---	1	NIREUS S.A. (Convertible to CR shares)	---	---	---	100.0000	12/07/2016	---	---	11.0000	B	17/11/2014	10.0000	150.0000
212,237,880	1.00	1.00	6.30	29/07/2020	7	---	12	---	1	MARFIN INVESTMENT GROUP S.A. SERIES B (BOND)	---	---	---	0.8500	23/08/2013	---	---	1.0000	B	28/11/2014	0.8500	0.8500
163,009,139	1.00	1.00	7.00	29/07/2019	6	---	12	---	1	MARFIN INVESTMENT GROUP S.A. SERIES A (BOND)	---	---	---	1.0000	23/08/2013	---	---	1.0000	B	28/11/2014	1.0000	1.0000

Corporate Bonds Notes

Transactions Volume = (Pieces) * (Nominal Price). Transactions Value = (Pieces) * (Nominal Price) * (price %) + (Accrued interest).

The price of a Bond is stated as a percentage (%) of Bond's Nominal Price.

Nominal Price in Euros (€), except if it is noted differently.

Government Bonds

Number Listed Bonds	Nominal price	Today's Rate	Accrued Interest Calc	Exp. Date [1]	Duration (years)	Note	Coupons Date	Curr. coupon value	Trading Unit	Government Bonds	Price min	Price max	Closing price	Previous closing price/date	Volume	Transactions Value	Price	Last order Buy / Sell	Date
1,792,455,803	1.00	4.30	Actual/Actual	24/02/2023	11	---	24/02	4.30	1	GGB-FXD-240223-11Y-2.000-1.00	---	---	---	10.0000 22/06/2015	---	---	---	---	---
1,771,485,249	1.00	4.30	Actual/Actual	24/02/2024	12	---	24/02	4.30	1	GGB-FXD-240224-12Y-2.000-1.00	---	---	---	10.0000 22/06/2015	---	---	---	---	---
1,744,316,583	1.00	4.30	Actual/Actual	24/02/2025	13	---	24/02	4.30	1	GGB-FXD-240225-13Y-2.000-1.00	---	---	---	10.0000 22/06/2015	---	---	---	---	---
1,498,761,836	1.00	4.30	Actual/Actual	24/02/2026	14	---	24/02	4.30	1	GGB-FXD-240226-14Y-2.000-1.00	---	---	---	10.0000 22/06/2015	---	---	---	---	---
1,469,952,920	1.00	4.30	Actual/Actual	24/02/2027	15	---	24/02	4.30	1	GGB-FXD-240227-15Y-2.000-1.00	---	---	---	10.0000 22/06/2015	---	---	---	---	---
1,525,434,082	1.00	4.30	Actual/Actual	24/02/2028	16	---	24/02	4.30	1	GGB-FXD-240228-16Y-2.000-1.00	---	---	---	10.0000 22/06/2015	---	---	---	---	---
1,503,860,546	1.00	4.30	Actual/Actual	24/02/2029	17	---	24/02	4.30	1	GGB-FXD-240229-17Y-2.000-1.00	---	---	---	10.0000 22/06/2015	---	---	---	---	---
1,435,418,132	1.00	4.30	Actual/Actual	24/02/2030	18	---	24/02	4.30	1	GGB-FXD-240230-18Y-2.000-1.00	---	---	---	10.0000 22/06/2015	---	---	---	---	---
1,368,045,727	1.00	4.30	Actual/Actual	24/02/2031	19	---	24/02	4.30	1	GGB-FXD-240231-19Y-2.000-1.00	---	---	---	10.0000 22/06/2015	---	---	---	---	---
1,373,758,194	1.00	4.30	Actual/Actual	24/02/2032	20	---	24/02	4.30	1	GGB-FXD-240232-20Y-2.000-1.00	---	---	---	10.0000 22/06/2015	---	---	---	---	---
1,452,639,893	1.00	4.30	Actual/Actual	24/02/2033	21	---	24/02	4.30	1	GGB-FXD-240233-21Y-2.000-1.00	---	---	---	10.0000 22/06/2015	---	---	---	---	---
1,410,344,954	1.00	4.30	Actual/Actual	24/02/2034	22	---	24/02	4.30	1	GGB-FXD-240234-22Y-2.000-1.00	---	---	---	10.0000 22/06/2015	---	---	---	---	---
1,444,202,190	1.00	4.30	Actual/Actual	24/02/2035	23	---	24/02	4.30	1	GGB-FXD-240235-23Y-2.000-1.00	---	---	---	10.0000 22/06/2015	---	---	---	---	---
1,505,138,031	1.00	4.30	Actual/Actual	24/02/2036	24	---	24/02	4.30	1	GGB-FXD-240236-24Y-2.000-1.00	---	---	---	10.0000 22/06/2015	---	---	---	---	---
1,396,254,095	1.00	4.30	Actual/Actual	24/02/2037	25	---	24/02	4.30	1	GGB-FXD-240237-25Y-2.000-1.00	---	---	---	10.0000 22/06/2015	---	---	---	---	---
1,382,167,704	1.00	4.30	Actual/Actual	24/02/2038	26	---	24/02	4.30	1	GGB-FXD-240238-26Y-2.000-1.00	---	---	---	10.0000 22/06/2015	---	---	---	---	---
1,337,331,257	1.00	4.30	Actual/Actual	24/02/2039	27	---	24/02	4.30	1	GGB-FXD-240239-27Y-2.000-1.00	---	---	---	10.0000 22/06/2015	---	---	---	---	---
1,371,908,706	1.00	4.30	Actual/Actual	24/02/2040	28	---	24/02	4.30	1	GGB-FXD-240240-28Y-2.000-1.00	---	---	---	10.0000 22/06/2015	---	---	---	---	---
1,360,659,778	1.00	4.30	Actual/Actual	24/02/2041	29	---	24/02	4.30	1	GGB-FXD-240241-29Y-2.000-1.00	---	---	---	10.0000 22/06/2015	---	---	---	---	---
1,432,747,403	1.00	4.30	Actual/Actual	24/02/2042	30	---	24/02	4.30	1	GGB-FXD-240242-30Y-2.000-1.00	---	---	---	10.0000 22/06/2015	---	---	---	---	---
742,153	1,000.00	0.93	FLR Actual/360	10/08/2019	5	---	10/02 - 10/08	---	1	GGB-FLT-100819-05Y-0.934-1.000	---	---	---	---	---	---	---	---	---
4,030,827	1,000.00	4.75	Actual/Actual	17/04/2019	5	---	17/04	4.75	1	GGB-FXD-170419-05Y-4.750-1.000	---	---	---	---	---	---	---	---	---
2,089,066	1,000.00	3.38	Actual/Actual	17/07/2017	3	---	17/07	3.38	1	GGB-FXD-170717-03Y-3.375-1.000	---	---	---	---	---	---	---	---	---

Government Bonds Notes

Transactions Volume = (Pieces) * (Nominal Price). Transactions Value = (Pieces) * (Nominal Price) * (price %) + (Accrued interest).

The Value of current coupon for the issues with NV 0.01 euro refers to NV 100 euros

FLR: Floating Interest Rate.

[1] - The Expiration Date of the interest bearing period and the Date for coupon payment.

Bonds in Circulation	Currency / Min nominal traded Value	Coupons Payment Date	Current Coupon Value	Note	Coupon	Trading Unit	Issue Date	Duration (years)	Today's Interest	A.I.C in days	Bonds	Last price of previous days	Last Outcry in Cash (euro) Price	Buy / Sell	Date	Trades in Pieces	Life min	Life Max	
Bonds of International Organizations																			
1,000,000	EUR / 1000	21/07	---	---	10	1	21/07/2006	10	5.0 FLR	360	EUROPEAN INVESTMENT BANK BOND	97.50	16/04/2007	---	---	---	---	---	
Corporate Bonds in Foreign Currency and Euro																			
103,746	GBP / 10	01/12	0.25	---	57	1	01/12/1930	98	2.5	360	National Mortgage Bank	2.27	05/02/1996	2.27	S	05/02/1996	---	2.27	2.27
0	GBP / 10	01/12	0.25	---	59	1	01/12/1928	100	2.5	360	National Mortgage Bank	---	---	---	---	---	---	---	---

Government Bonds Notes

A.I.C: Accrued Interest Calculation base.

FLR: Floating Interest Rate.

The minimum tradeable Nominal Value for all Demeterialised Government Titles is 100 Euros.

(μτφρ-0)

Athex & ATHEXClear Members List

Member Name	Stock Market			Derivatives Market		ATHEXClear Member				
	Address	Phone	Fax	Market Member	Remote Member	Market Maker	Proprietary	Market Maker	General Clearing	Direct Clearing
A. SARRIS SECURITIES S.A.				a						
6, DRAGATSANIOU ATHINA	+30 2103367700	210-3312324								
ALPHA FINANCE INVESTMENT SERVICES S.A.				a		a	a	a		a
5, MERLIN ATHINA	+30 2103677400	210-33311193								
ALPHA BANK A.E.									a	
40, STADIOU STR ATHINA	(210)-3265546	(210)-3265811								
103, AVE. ATHINON ATHINA	+30 2103436820	210-3436270								
40, STADIOU STR ATHINA	(210)-3260000	(210)-3264116								
ARGUS STOCKBROKERS LTD				a	a		a			
25, DIMOSTHENI SEVERI AVE NICOSIA	+357 22717000	0035722717070								
ATLANTIC SECURITIES LIMITED				a	a					
37, PRODROMOU NICOSIA	+357 22445400	00357 22661914								
ATLAS SECURITIES S.A.				a			a			
, 125 MICHALAKOPOULOU & 14-16 VERVENON ATHINA	+30 2103363300	210-3238925								
ATTICA BANK S.A.									a	
54, AKADIMIAS STR. ATHINA	(210)-3390757	(210)-3646090								
23, OMIROU ATHINA	+30 2103669261	210-3669265								
23, OMIROU STR. ATHINA	(210)-3669000	(210)-3669410								
AXIA VENTURES GROUP LTD				a	a					
, KRANIDIOTI 10, OFFICE 102 NICOSIA	+357 227242000	357 22742001								
AXON SECURITIES S.A.				a			a			
48, STADIOU ATHINA	+30 2103363800	210-3243903								
BANK OF AMERICA MERRILL LYNCH				a	a					
2, KING EDWARD STREET LONDON	+44 20276281000									
BETA SECURITIES S.A.				a		a	a	a		a
29, ALEXANDRAS AVEN. & VRAILA ATHINA	+30 2106478900	210-6410139								
BNP PARIBAS SECURITIES SERVICES S.A.									a	
, VASILISSIS SOFIAS 94 & KERASOUNTOS 1 ATHINA	+30 2107468500	210-7468579-581								
CAPITAL SECURITIES S.A.				a			a			
58, MITROPOLEOS ATHINA	+30 2103369700	+30 210 3369820								
CFS SECURITIES-INVESTMENT SERVICES S.A.				a						
6, DRAGATSANIOU ATHINA	+30 2103360800	+30 210-3360980								
CITIGROUP GLOBAL MARKET LTD				a	a					
1, CITIGROUP CENTER, CANADA SQ., CANARY WHARF LONDON	+44 02079864000									
CREDIT SUISSE SECURITIES (EUROPE) LIMITED				a	a					
, ONE CABOT SQUARE LONDON	+44 2078888888									
CYCLOS SECURITIES S.A.				a			a			a
39, PANEPISTIMIOU ATHINA	+30 2103364300	+30 210-3239122								
D.A. TSEKOURAS SEC. S.A.				a						
33, STADIOU ATHINA	+30 2103245100	210-3211997								
DELTASTOCK AD										a
115, MEGAPARK OFFICE BUILDING, OFFICE AREA E, G TSARIGRADSKO BULVARA 115	+35928115051	+35928115049								
DEUTSCHE BANK S.A.				a	a		a			
1, GREAT WINCHESTER STREET LONDON	+44 20 754 54209	00441133361437								
DYNAMIC SECURITIES S.A.				a			a			a
8, OMIROU ATHINA	+30 2103677700	210-3677777								
EL. PETROPOULAKIS SECURITIES S.A.				a			a			
9, ARISTEIDOU ATHINA	+30 2103213928	+30 210-3216810								
ESTINVEST S.A.										a
9, TH REPUBLICII STREET FOCSANI	+40 237238900	+40 237237471								
EUROBANK ERGASIAS S.A.									a	
8, OTHONOS STR. ATHINA	(210)-3337969	(210)-3245916								
	(210)-3337000	(210)-3233866								
8, OTHONOS ATHINA	+30 2103337000	210-3245916								
EUROBANK SECURITIES INVESTMENT FIRM S.A				a		a	a	a		a
, FILELLINON 10 & XENOFONTOS 13 ATHINA	+30 2103720000	210-3720001								
EUROCORP SECURITIES S.A.				a			a			a
14, SQ.FILIKIS ETAIRIAS ATHINA	+30 2107263500	210-7263666								
EUOTRUST BROKERAGE S.A.				a						
113, SEVASTOUPOLEOS ATHINA	+30 2103363100	+30 210-3238334								
EUROXX SECURITIES S.A.				a		a	a	a		a
7, PALEOLOGOU CHALANDRI	+30 2106879400	210-6879401								
7, PALAIOLOGOU CHALANDRI	(210)-6879400	(210)-6879401								

Athex & ATHEXClear Members List

Member Name	Stock Market			Derivatives Market		ATHEXCclear Member				
	Address	Phone	Fax	Market Member	Remote Member	Market Maker	Proprietary	Market Maker	General Clearing	Direct Clearing
G. A. PERVANAS SECURITIES-INVESTMENT SERVICES CO S.A.				a						
7-9, SOFOKLEOUS ATHINA	+30 2103727200	210-3210-291								
GLOBAL CAPITAL SECURITIES AND FINANCIAL SERVICES LTD				a	a					
, AVE. ARCHIEPISKOPOU MAKARIOU NICOSIA	+357 22710710	357 22339332								
GUARDIAN TRUST SECURITIES S.A				a			a			
31, ERMOU ATHINA	+30 2103378700	210-3220498								
HELLENIC BANK (INVESTMENTS) LTD				a	a					
, AVE. KYRIAKOU MATSI 31 - PO BOX 24747 NICOSIA	+357 22500100	357 22500110								
HELLENICAMERICAN SEC. S.A.				a		a	a			a
27, ANDREA PAPANDEOU ATHINA	+30 2103311100	+30 210-3215968								
HSBC BANK PLC									a	
109-111, AVE. MESOGION ATHINA	+30 2106960000	210-6928000								
INDEX SECURITIES S.A.				a						
6, DRAGATSANIOU ATHINA	+30 2103213920	+30 210-3213216								
INTERFINBROK CORPORATION S.A.										a
1, STR.CALARASI NR. CONSTANTA	+40 241639071	0241-547829								
INVESTMENT BANK OF GREECE S.A.				a		a	a		a	
32 , EGIALIAS & PARADISOU MAROUSI	+30 2108173111	+30 210-6896325								
J. CHR. MAVRIKIS SECURITIES S.A.				a						
5, SOFOKLEOUS ATHINA	+30 2103216730	210-3217767								
KAPPA SECURITIES S.A.				a			a			
15, VALAORITOU ATHINA	+30 2103678600	+30 210-3641002								
KARAMANOF SECURITIES-INV. SERVICES S.A.				a			a			
2, SQ. AGION THEODORON ATHINA	+30 2103212947	+30 210-3217088								
LAIKI FINANCIAL SERVICES LTD					a					
26, AVE. VYRONOS NICOSIA	357 22367367	357 22718567								
LEON DEPOLAS SECURITIES S.A.				a		a	a			
1, CHRISTOU LADA ATHINA	+30 2103213276	+30 210-3211618								
MAGNA TRUST SECURITIES S.A				a						
12-14, GEORGE ATHINA	+30 2103800820	210-3220910								
MEGA EQUITY SECURITIES-FINANCIAL SERVICES LTD				a	a		a			
42-44, AVE. GRIVA DIGENI NICOSIA	+357 22711711	357 22711811								
MERIT SECURITIES S.A				a		a	a			a
3, GEORGIU SOURI ATHINA	+30 2103671890	210-3671830								
MIDAS BROKERAGE S.A.				a		a				
5, SOFOKLEOUS ATHINA	+30 2141008800	+30 210-3253205								
N. CHRYSOCHOIDIS STOCK BROKERAGE I.S.S.A.				a			a			a
7-9, SOFOKLEOUS ATHINA	+30 2103213913	+30 210-3216115								
NATIONAL BANK OF GREECE S.A.				a			a		a	
68, AKADIMIAS STR. ATHINA	(210)-3328817	(210)-3328678								
86, AIOLOU STR. ATHINA	(210)-3341000	(210)-3228187								
NATIONAL SECURITIES S.A				a		a	a	a		
66, KIFISIAS AVE , BUILDING A ATHINA	+30 2107720000	+30 210-7720002								
NUNTIUS SECURITIES S.A				a						
6, DRAGATSANIOU ATHINA	+30 2103350599	+30210-3254846								
ONE PLUS CAPITAL LIMITED				a	a					
, 75 PRODROMOU AVENUE, ONEWORLD PARKVIEW HOUSE, 3RD FLOOR, Nicosia	+357 22873760									
PANTELAKIS SECURITIES S.A.				a			a			
57, ETHNIKIS ANTISTASIS B CHALANDRI	+30 2106965000	210-6929550								
PEGASUS BROKERAGE FIRM S.A				a			a			
17 , VALAORITOU & AMERIKIS ATHINA	+30 2103670700	+30 210-3670760								
PIRAEUS BANK S.A.				a			a		a	
4, AMERIKIS STR. ATHINA	(210)-3335000	(210)-3335079								
4, AMERIKIS STR ATHINA	(210)-3335918	(210)-3254207								
4, AMERIKIS ATHINA	+30 2103335000	210-3335079								
PIRAEUS SECURITIES S.A.				a		a	a	a		a
5, KORAI ATHINA	+30 2103354100	210-3354170								
PRELIUM SECURITIES-INVESTMENT SERVICES S.A.				a			a			
1 , DAVAKI & KIFISIAS AVE. ATHINA	+30 2103677000	+30 210-6926403								
PROCHOICE SECURITIES LTD				a	a					
57, SPYROU KYPRIANOY NICOSIA	+357-24-661192	+357-24-662464								
SHARELINK SECURITIES-FINANCIAL SERVICES LTD				a	a		a			
6 , THEOTOKI MEGARO ELLINA NICOSIA	+357 22554200	+357 22750852								

Athex & ATHEXClear Members List

Member Name			Stock Market			Derivatives Market		ATHEXClear Member	
Address	Phone	Fax	Market Member	Remote Member	Market Maker	Proprietary	Market Maker	General Clearing	Direct Clearing
SOCIETE GENERALE S.A.			a	a		a			
, 17 COURS VALMY 92987 PUTEAUX - LA DEFENSE PARIS									
+33 157290504 +33142138697									
SOLIDUS SECURITIES S.A			a			a			a
64, LOUIZIS RIANCOUR ATHINA									
+30 2106900600 210-6985421									
SSIF BRK FINANCIAL GROUP S.A.									a
119, CALEA MOTILOR NAPOCA									
+40 364401709 0040364401710									
SSIF VIENNA INVESTMENT TRUST S.A.									a
, 4 SPLAIUL UNIRII, BUILDING B3 BUCHAREST									
+40 212074880 004 021 207 48 98									
ST. EM. LAVRENTAKIS SECURITIES S.A.			a			a			
7-9, SOFOKLEOUS ATHINA									
+30 2103213336 +30 210-3246572									
THE CYPRUS INVESTMENT & SECURITIES CORPORATION LTD			a	a					
154, LIMASSOL AVENUE, STROVOLOS NICOSIA									
+357 22121700 357 22338800									
UBS LIMITED			a	a					
1, FINSBURY AVENUE LONDON									
+44 2075687135									

List of Stocks under Market Making operations

Securities	Market Maker	Start Market Making	Stock Category
FRIGOGLASS SA (CR)			Surveillance
	EUROBANK SECURITIES INVESTMENT FIRM S.A	27/10/2014	
ALPHA BANK (CR)			Main Market
	ALPHA FINANCE INVESTMENT SERVICES S.A.	29/02/2016	
	EUROBANK SECURITIES INVESTMENT FIRM S.A	24/10/2012	
	LEON DEPOLAS SECURITIES S.A.	04/01/2016	
	MERIT SECURITIES S.A	03/09/2013	
	MIDAS BROKERAGE S.A.	11/01/2006	
	NATIONAL SECURITIES S.A	15/01/2013	
	PIRAEUS SECURITIES S.A.	28/05/2013	
ALUMIL (CR)			Main Market
	BETA SECURITIES S.A.	18/07/2013	
ATTICA BANK S.A. (CR)			Main Market
	BETA SECURITIES S.A.	02/06/2014	
	EUROBANK SECURITIES INVESTMENT FIRM S.A	25/07/2014	
	EUROXX SECURITIES S.A.	22/01/2016	
BANK OF CYPRUS (CR)			Main Market
	EUROBANK SECURITIES INVESTMENT FIRM S.A	23/03/2015	
	NATIONAL SECURITIES S.A	22/06/2015	
BYTE COMPUTER SA (CR)			Main Market
	MERIT SECURITIES S.A	04/08/2013	
CC HBC AG (CR)			Main Market
	EUROBANK SECURITIES INVESTMENT FIRM S.A	23/10/2013	
	NATIONAL SECURITIES S.A	29/04/2013	
	PIRAEUS SECURITIES S.A.	04/05/2015	
ELLAKTOR (CR)			Main Market
	EUROBANK SECURITIES INVESTMENT FIRM S.A	01/06/2013	
	NATIONAL SECURITIES S.A	25/06/2013	
ELTON SA (CR)			Main Market
	BETA SECURITIES S.A.	03/09/2013	
EUROBANK ERGASIAS (CR)			Main Market
	ALPHA FINANCE INVESTMENT SERVICES S.A.	08/01/2013	
	EUROBANK SECURITIES INVESTMENT FIRM S.A	01/06/2013	
	HELLENICAMERICAN SEC. S.A.	25/07/2014	
	MIDAS BROKERAGE S.A.	07/01/2016	
	PIRAEUS SECURITIES S.A.	28/09/2013	
EUROCONSULTANTS S.A. (CR)			Main Market
	EUROBANK SECURITIES INVESTMENT FIRM S.A	22/07/2014	
FOLLI FOLLIE (CR)			Main Market
	NATIONAL SECURITIES S.A	17/02/2014	
	PIRAEUS SECURITIES S.A.	04/05/2015	
FOURLIS (CR)			Main Market
	HELLENICAMERICAN SEC. S.A.	14/09/2005	
GEK TERNA (CR)			Main Market
	HELLENICAMERICAN SEC. S.A.	07/09/2015	
GR. SARANTIS SA (CR)			Main Market
	BETA SECURITIES S.A.	14/05/2013	
HELLENIC EXCHANGES-A.S.E. (CR)			Main Market
	EUROBANK SECURITIES INVESTMENT FIRM S.A	01/06/2013	
	HELLENICAMERICAN SEC. S.A.	01/09/2014	
	NATIONAL SECURITIES S.A	25/06/2013	
	PIRAEUS SECURITIES S.A.	04/05/2015	
HELLENIC PETROLEUM (CR)			Main Market
	HELLENICAMERICAN SEC. S.A.	14/09/2015	
HYGEIA SA (CR)			Main Market
	HELLENICAMERICAN SEC. S.A.	18/04/2016	
INTRACOM HOLDINGS (CR)			Main Market
	HELLENICAMERICAN SEC. S.A.	07/09/2015	
INTRALOT (CR)			Main Market
	EUROBANK SECURITIES INVESTMENT FIRM S.A	01/06/2013	
	PIRAEUS SECURITIES S.A.	28/09/2013	
J & P - AVAX SA (CR)			Main Market
	EUROBANK SECURITIES INVESTMENT FIRM S.A	14/12/2015	
KLOUKINAS - LAPPAS SA (CR)			Main Market
	BETA SECURITIES S.A.	22/09/2014	
LAMDA DEVELOPMENT SA (CR)			Main Market
	EUROBANK SECURITIES INVESTMENT FIRM S.A	08/12/2014	

List of Stocks under Market Making operations

Securities	Stock Category
Market Maker	Start Market Making
MARFIN INVESTMENT GROUP (CR)	Main Market
EUROBANK SECURITIES INVESTMENT FIRM S.A	23/03/2015
HELLENICAMERICAN SEC. S.A.	25/07/2014
PIRAEUS SECURITIES S.A.	02/02/2013
MLS MULTIMEDIA SA (CR)	Main Market
HELLENICAMERICAN SEC. S.A.	07/12/2015
MOTOR OIL (CR)	Main Market
EUROBANK SECURITIES INVESTMENT FIRM S.A	23/10/2012
HELLENICAMERICAN SEC. S.A.	01/09/2014
NATIONAL SECURITIES S.A	17/02/2014
PIRAEUS SECURITIES S.A.	04/05/2015
MYTILINEOS HOLDINGS (CR)	Main Market
NATIONAL SECURITIES S.A	25/06/2013
PIRAEUS SECURITIES S.A.	04/05/2015
NATIONAL BANK (CR)	Main Market
ALPHA FINANCE INVESTMENT SERVICES S.A.	08/01/2013
EUROBANK SECURITIES INVESTMENT FIRM S.A	24/10/2012
HELLENICAMERICAN SEC. S.A.	25/07/2014
LEON DEPOLAS SECURITIES S.A.	20/04/2015
MERIT SECURITIES S.A	03/09/2013
MIDAS BROKERAGE S.A.	07/01/2016
NATIONAL SECURITIES S.A	28/02/2013
PIRAEUS SECURITIES S.A.	08/09/2013
OPAP (CR)	Main Market
ALPHA FINANCE INVESTMENT SERVICES S.A.	08/01/2013
EUROBANK SECURITIES INVESTMENT FIRM S.A	24/10/2012
HELLENICAMERICAN SEC. S.A.	25/07/2014
MIDAS BROKERAGE S.A.	04/04/2016
NATIONAL SECURITIES S.A	15/01/2013
PIRAEUS SECURITIES S.A.	04/05/2015
OTE (CR)	Main Market
ALPHA FINANCE INVESTMENT SERVICES S.A.	08/01/2013
EUROBANK SECURITIES INVESTMENT FIRM S.A	24/10/2012
HELLENICAMERICAN SEC. S.A.	25/07/2014
MIDAS BROKERAGE S.A.	01/10/2015
NATIONAL SECURITIES S.A	01/12/2012
PIRAEUS SECURITIES S.A.	08/09/2013
PAPOUTSANIS (CR)	Main Market
BETA SECURITIES S.A.	25/11/2013
PETROPOULOS PETROS (CR)	Main Market
BETA SECURITIES S.A.	28/05/2013
PIRAEUS BANK (CR)	Main Market
EUROBANK SECURITIES INVESTMENT FIRM S.A	23/10/2012
EUROXX SECURITIES S.A.	15/02/2016
HELLENICAMERICAN SEC. S.A.	25/07/2014
MERIT SECURITIES S.A	16/09/2013
MIDAS BROKERAGE S.A.	11/01/2016
NATIONAL SECURITIES S.A	02/06/2013
PIRAEUS SECURITIES S.A.	16/02/2013
PLAISIO COMPUTERS SA (CR)	Main Market
BETA SECURITIES S.A.	05/05/2014
EUROBANK SECURITIES INVESTMENT FIRM S.A	02/03/2015
PPC (CR)	Main Market
ALPHA FINANCE INVESTMENT SERVICES S.A.	08/01/2013
EUROBANK SECURITIES INVESTMENT FIRM S.A	23/10/2012
MIDAS BROKERAGE S.A.	04/04/2016
NATIONAL SECURITIES S.A	26/03/2013
PIRAEUS SECURITIES S.A.	28/09/2013
QUALITY & RELIABILITY SA (CR)	Main Market
BETA SECURITIES S.A.	20/08/2014
S.KANAKIS SA (CR)	Main Market
BETA SECURITIES S.A.	01/10/2013
TITAN CEMENT (CR)	Main Market
EUROBANK SECURITIES INVESTMENT FIRM S.A	23/10/2012
NATIONAL SECURITIES S.A	17/02/2014
PIRAEUS SECURITIES S.A.	04/05/2015
VIOHALCO SA/NV (CB)	Main Market
ALPHA FINANCE INVESTMENT SERVICES S.A.	17/02/2014
MERIT SECURITIES S.A	17/03/2014

Underlying Asset				Derivatives Market														
Price max	Price min	Closing price	change	Delivery Month	Open price	Price max	Price min	Last price	Closing price	Last Bid	Last Ask	Settlement price	Life high	Life low	Trades	Volume	Open Interest	
FTSE/Athex Large Cap				(Trade Unit: 1 Index Point x 2€, Cash Settlement)														
1,552.77	1,526.69	1,533.60	0.45%	August 2016	1,526.75	1,552.00	1,526.75	1,532.75	1,532.75	---	---	1,532.25	1,706.00	1,363.00	372	1,815	4,481	
				September 2016	1,541.50	1,550.00	1,530.25	1,530.25	1,530.25	---	---	1,532.75	---	1,550.00	---	35	313	991
				October 2016	---	---	---	---	1,534.75	---	---	---	---	---	---	---	---	---
				December 2016	---	---	---	---	1,539.50	---	---	---	---	---	---	---	---	---
				March 2017	---	---	---	---	1,547.25	---	---	---	---	---	---	---	---	---
				June 2017	---	---	---	---	1,554.75	---	---	---	---	---	---	---	---	---

Underlying Asset				Derivatives Market													
Price max	Price min	Closing price	change	Delivery Month	Open price	Price max	Price min	Last price	Closing price	Last Bid	Last Ask	Settlement price	Life high	Life low	Trades	Volume	Open Interest
(Contract Size: 100 Securities, Physical Delivery)																	
ALPHA BANK (CR)				September 2016	1.80	1.86	1.75	1.76	1.76	---	---	1.78	2.74	---	236	3,136	12,918
1.87	1.76	1.76	-2.22%	December 2016	---	---	---	---	1.81	---	---	1.75	---	1.87	---	---	4
				March 2017	---	---	---	---	1.82	---	---	---	---	---	---	---	---
				June 2017	---	---	---	---	1.83	---	---	---	---	---	---	---	---
(Contract Size: 100 Securities, Physical Delivery)																	
CC HBC AG (CR)				September 2016	18.73	18.73	18.67	18.67	18.67	---	---	18.49	18.73	---	2	6	129
18.91	18.70	18.76	0.81%	December 2016	---	---	---	---	18.77	---	---	---	---	---	---	---	---
				March 2017	---	---	---	---	18.86	---	---	---	---	---	---	---	---
				June 2017	---	---	---	---	18.95	---	---	---	---	---	---	---	---
(Contract Size: 100 Securities, Physical Delivery)																	
CORINTH PIPEWORKS (CR)				September 2016	0.746	0.746	0.722	0.736	0.736	---	---	0.718	0.948	---	11	72	1,205
0.736	0.717	0.720	-2.17%	December 2016	---	---	---	---	0.742	---	---	---	---	---	---	---	---
				March 2017	---	---	---	---	0.746	---	---	---	---	---	---	---	---
				June 2017	---	---	---	---	0.750	---	---	---	---	---	---	---	---
(Contract Size: 100 Securities, Physical Delivery)																	
ELLAKTOR (CR)				September 2016	1.39	1.40	1.39	1.40	1.40	---	---	1.35	1.59	---	3	13	1,536
1.40	1.35	1.38	1.47%	December 2016	---	---	---	---	1.37	---	---	---	---	---	---	---	---
				March 2017	---	---	---	---	1.38	---	---	---	---	---	---	---	---
				June 2017	---	---	---	---	1.39	---	---	---	---	---	---	---	---
(Contract Size: 100 Securities, Physical Delivery)																	
EUROBANK ERGASIAS (CR)				September 2016	0.593	0.609	0.572	0.579	0.579	---	---	0.577	1.13	---	342	7,202	21,190
0.609	0.573	0.580	0.35%	December 2016	---	---	---	---	0.583	---	---	0.580	0.590	---	---	---	---
				March 2017	---	---	---	---	0.586	---	---	---	---	---	---	---	---
				June 2017	---	---	---	---	0.589	---	---	---	---	---	---	---	---
(Contract Size: 100 Securities, Physical Delivery)																	
EYDAP S.A. (CR)				September 2016	---	---	---	---	5.64	---	---	5.42	5.95	---	---	---	141
5.70	5.54	5.63	0.18%	December 2016	---	---	---	---	5.67	---	---	---	---	---	---	---	---
				March 2017	---	---	---	---	5.70	---	---	---	---	---	---	---	---
				June 2017	---	---	---	---	5.72	---	---	---	---	---	---	---	---
(Contract Size: 100 Securities, Physical Delivery)																	
FOLLI FOLLIE (CR)				September 2016	20.18	20.18	19.92	20.17	20.17	---	---	19.81	20.18	---	12	26	154
20.24	19.72	20.20	1.00%	December 2016	---	---	---	---	20.17	---	---	---	---	---	---	---	---
				March 2017	---	---	---	---	20.27	---	---	---	---	---	---	---	---
				June 2017	---	---	---	---	20.37	---	---	---	---	---	---	---	---
(Contract Size: 100 Securities, Physical Delivery)																	
GEK TERNA (CR)				September 2016	1.86	1.91	1.86	1.91	1.91	---	---	1.92	2.08	---	8	32	6,836
1.92	1.85	1.92	3.78%	December 2016	---	---	---	---	1.87	---	---	---	---	---	---	---	---
				March 2017	---	---	---	---	1.87	---	---	---	---	---	---	---	---
				June 2017	---	---	---	---	1.88	---	---	---	---	---	---	---	---

Underlying Asset				Derivatives Market													
Price max	Price min	Closing price	change	Delivery Month	Open price	Price max	Price min	Last price	Closing price	Last Bid	Last Ask	Settlement price	Life high	Life low	Trades	Volume	Open Interest
GRIVALIA PROPERTIES (CR)																	
(Contract Size: 100 Securities, Physical Delivery)																	
7.45	7.33	7.38	-0.94%	September 2016	7.40	7.41	7.40	7.41	7.41	---	---	7.37	7.69	---	2	9	41
				December 2016	---	---	---	---	7.51	---	---	---	---	---	---	---	---
				March 2017	---	---	---	---	7.55	---	---	---	---	---	---	---	---
				June 2017	---	---	---	---	7.59	---	---	---	---	---	---	---	---
HELLENIC EXCHANGES-A.S.E. (CR)																	
(Contract Size: 105 Securities, Physical Delivery)																	
4.25	4.17	4.25	2.41%	September 2016	4.16	4.24	4.16	4.24	4.24	---	---	4.24	4.35	4.04	20	42	607
				December 2016	4.11	4.22	4.11	4.22	4.22	---	---	4.19	4.22	---	2	20	---
				March 2017	---	---	---	---	4.21	---	---	---	---	---	---	---	---
				June 2017	---	---	---	---	4.23	---	---	---	---	---	---	---	---
HELLENIC PETROLEUM (CR)																	
(Contract Size: 100 Securities, Physical Delivery)																	
3.81	3.62	3.78	4.42%	September 2016	3.72	3.80	3.72	3.76	3.76	---	---	3.81	4.25	---	72	125	3,803
				December 2016	---	---	---	---	3.65	---	---	3.78	3.89	---	---	---	5
				March 2017	---	---	---	---	3.67	---	---	---	---	---	---	---	---
				June 2017	---	---	---	---	3.69	---	---	---	---	---	---	---	---
INTRALOT (CR)																	
(Contract Size: 100 Securities, Physical Delivery)																	
0.899	0.880	0.899	0.33%	September 2016	0.900	0.900	0.900	0.900	0.900	---	---	0.912	1.15	---	1	2	543
				December 2016	---	---	---	---	0.903	---	---	---	---	---	---	---	---
				March 2017	---	---	---	---	0.908	---	---	---	---	---	---	---	---
				June 2017	---	---	---	---	0.913	---	---	---	---	---	---	---	---
JUMBO SA (CR)																	
(Contract Size: 100 Securities, Physical Delivery)																	
11.04	10.91	11.00	0.46%	September 2016	10.80	10.80	10.74	10.78	10.78	---	---	10.85	11.90	---	7	18	218
				December 2016	---	---	---	---	11.04	---	---	10.71	11.69	---	---	---	---
				March 2017	---	---	---	---	11.10	---	---	---	---	---	---	---	---
				June 2017	---	---	---	---	11.15	---	---	---	---	---	---	---	---
MARFIN INVESTMENT GROUP (CR)																	
(Contract Size: 100 Securities, Physical Delivery)																	
0.140	0.130	0.132	-2.22%	September 2016	0.134	0.140	0.131	0.132	0.132	---	---	0.133	0.224	---	111	3,223	41,826
				December 2016	0.136	0.136	0.136	0.136	0.136	---	---	0.130	0.136	---	1	150	295
				March 2017	---	---	---	---	0.137	---	---	---	---	---	---	---	---
				June 2017	---	---	---	---	0.137	---	---	---	---	---	---	---	---
METKA (CR)																	
(Contract Size: 100 Securities, Physical Delivery)																	
7.18	7.01	7.14	1.28%	September 2016	---	---	---	---	7.07	---	---	7.20	7.88	---	---	---	225
				December 2016	---	---	---	---	7.11	---	---	---	---	---	---	---	---
				March 2017	---	---	---	---	7.14	---	---	---	---	---	---	---	---
				June 2017	---	---	---	---	7.18	---	---	---	---	---	---	---	---
MOTOR OIL (CR)																	
(Contract Size: 100 Securities, Physical Delivery)																	
10.24	9.81	10.20	4.19%	September 2016	9.84	10.20	9.84	10.12	10.12	---	---	10.11	11.10	---	38	101	381
				December 2016	---	---	---	---	9.87	---	---	---	---	---	---	---	---
				March 2017	---	---	---	---	9.92	---	---	---	---	---	---	---	---
				June 2017	---	---	---	---	9.97	---	---	---	---	---	---	---	---

Underlying Asset				Derivatives Market													
Price max	Price min	Closing price	change	Delivery Month	Open price	Price max	Price min	Last price	Closing price	Last Bid	Last Ask	Settlement price	Life high	Life low	Trades	Volume	Open Interest
MYTILINEOS HOLDINGS (CR)																	
(Contract Size: 100 Securities, Physical Delivery)																	
3.92	3.86	3.86	-0.26%	September 2016	3.91	3.94	3.86	3.87	3.87	---	---	3.85	4.45	---	32	92	2,742
				December 2016	---	---	---	---	3.90	---	---	---	---	---	---	---	---
				March 2017	---	---	---	---	3.92	---	---	---	---	---	---	---	---
				June 2017	---	---	---	---	3.94	---	---	---	---	---	---	---	---
NATIONAL BANK (CR)																	
(Contract Size: 100 Securities, Physical Delivery)																	
0.204	0.195	0.203	3.57%	September 2016	0.197	0.203	0.197	0.203	0.203	---	---	0.200	0.334	---	249	13,481	63,702
				December 2016	---	---	---	---	0.198	---	---	0.201	0.268	---	---	---	---
				March 2017	---	---	---	---	0.199	---	---	---	---	---	---	---	---
				June 2017	---	---	---	---	0.200	---	---	---	---	---	---	---	---
OPAP (CR)																	
(Contract Size: 100 Securities, Physical Delivery)																	
7.05	6.93	7.05	0.28%	September 2016	7.00	7.03	6.94	7.01	7.01	---	---	7.00	7.05	---	43	285	2,025
				December 2016	---	---	---	---	7.09	---	---	---	---	---	---	---	---
				March 2017	---	---	---	---	7.12	---	---	---	---	---	---	---	---
				June 2017	---	---	---	---	7.16	---	---	---	---	---	---	---	---
OTE (CR)																	
(Contract Size: 100 Securities, Physical Delivery)																	
8.78	8.50	8.53	-1.73%	September 2016	8.69	8.77	8.52	8.52	8.52	---	---	8.55	9.22	---	96	460	2,280
				December 2016	---	---	---	---	8.75	---	---	---	---	---	---	---	---
				March 2017	---	---	---	---	8.80	---	---	---	---	---	---	---	---
				June 2017	---	---	---	---	8.84	---	---	---	---	---	---	---	---
P.P.A. S.A. (CR)																	
(Contract Size: 100 Securities, Physical Delivery)																	
13.25	12.83	13.16	3.46%	September 2016	12.98	13.20	12.98	13.20	13.20	---	---	13.59	13.64	---	13	15	625
				December 2016	---	---	---	---	12.83	---	---	---	---	---	---	---	---
				March 2017	---	---	---	---	12.89	---	---	---	---	---	---	---	---
				June 2017	---	---	---	---	12.95	---	---	---	---	---	---	---	---
PIRAEUS BANK (CR)																	
(Contract Size: 100 Securities, Physical Delivery)																	
0.168	0.159	0.161	-1.23%	September 2016	0.160	0.167	0.154	0.161	0.161	---	---	0.161	0.307	---	190	13,155	66,765
				December 2016	---	---	---	---	0.164	---	---	0.161	0.250	---	---	---	123
				March 2017	---	---	---	---	0.165	---	---	---	---	---	---	---	---
				June 2017	---	---	---	---	0.166	---	---	---	---	---	---	---	---
PPC (CR)																	
(Contract Size: 100 Securities, Physical Delivery)																	
2.84	2.75	2.75	0.00%	September 2016	2.78	2.84	2.75	2.76	2.76	---	---	2.75	3.42	---	80	399	6,462
				December 2016	---	---	---	---	2.77	---	---	2.80	2.52	---	---	---	1
				March 2017	---	---	---	---	2.79	---	---	---	---	---	---	---	---
				June 2017	---	---	---	---	2.80	---	---	---	---	---	---	---	---
TERNA ENERGY (CR)																	
(Contract Size: 100 Securities, Physical Delivery)																	
2.59	2.54	2.57	0.78%	September 2016	2.57	2.60	2.57	2.60	2.60	---	---	2.60	2.75	---	3	6	1,222
				December 2016	---	---	---	---	2.57	---	---	---	---	---	---	---	---
				March 2017	---	---	---	---	2.58	---	---	---	---	---	---	---	---
				June 2017	---	---	---	---	2.60	---	---	---	---	---	---	---	---

Underlying Asset				Derivatives Market													
Price max	Price min	Closing price	change	Delivery Month	Open price	Price max	Price min	Last price	Closing price	Last Bid	Last Ask	Settlement price	Life high	Life low	Trades	Volume	Open Interest
TITAN CEMENT (CR)				(Contract Size: 100 Securities, Physical Delivery)													
19.40	18.53	19.40	4.87%	September 2016	18.60	19.50	18.60	19.30	19.30	---	---	19.45	22.06	---	28	35	279
				December 2016	---	---	---	---	18.65	---	---	---	---	---	---	---	---
				March 2017	---	---	---	---	18.75	---	---	---	---	---	---	---	---
				June 2017	---	---	---	---	18.84	---	---	---	---	---	---	---	---
VIOHALCO SA/NV (CB)				(Contract Size: 100 Securities, Physical Delivery)													
1.27	1.24	1.25	0.81%	September 2016	1.26	1.27	1.26	1.27	1.27	---	---	1.27	1.64	---	7	26	2,562
				December 2016	---	---	---	---	1.25	---	---	---	---	---	---	---	---
				March 2017	---	---	---	---	1.26	---	---	---	---	---	---	---	---
				June 2017	---	---	---	---	1.26	---	---	---	---	---	---	---	---

FTSE/Athex Large Cap

(Trade Unit: 1 Index Point x 2€ - Exercise Style: European, Cash Settlement)

Exerise Price	Call Options														Put Options														Exerise Price				
	August 2016							September 2016							Other Months		August 2016							September 2016							Other Months		
	Open price	Price max	Price min	Last price	Closing price	Volume	Open Interest	Open price	Price max	Price min	Last price	Closing price	Volume	Open Interest	Volume	Open Interest	Open price	Price max	Price min	Last price	Closing price	Volume	Open Interest	Open price	Price max	Price min	Last price	Closing price		Volume	Open Interest	Volume	Open Interest
900	-	-	-	-	-	-	-	0.00	0.00	0.00	-	616.00	-	-	-	-	-	-	-	-	-	-	-	0.00	0.00	0.00	-	0.01	-	-	-	900	
950	-	-	-	-	-	-	-	0.00	0.00	0.00	-	566.00	-	-	-	-	-	-	-	-	-	-	-	0.00	0.00	0.00	-	0.04	-	-	-	950	
1,000	-	-	-	-	-	-	-	0.00	0.00	0.00	-	517.00	-	-	-	-	-	-	-	-	-	-	-	0.00	0.00	0.00	-	0.13	-	-	-	1,000	
1,050	-	-	-	-	-	-	-	0.00	0.00	0.00	-	467.00	-	-	-	-	-	-	-	-	-	-	-	0.00	0.00	0.00	-	0.39	-	-	-	1,050	
1,100	-	-	-	-	-	-	-	0.00	0.00	0.00	-	418.00	-	-	-	-	-	-	-	-	-	-	-	0.00	0.00	0.00	-	1.00	-	-	-	1,100	
1,150	-	-	-	-	-	-	-	0.00	0.00	0.00	-	369.00	-	-	-	-	-	-	-	-	-	-	-	0.00	0.00	0.00	-	2.30	-	-	-	1,150	
1,200	-	-	-	-	-	-	-	0.00	0.00	0.00	-	322.00	-	-	-	-	-	-	-	-	-	-	-	0.00	0.00	0.00	-	4.80	-	-	-	1,200	
1,250	298.00	298.00	298.00	298.00	298.00	3	3	0.00	0.00	0.00	-	276.00	-	-	-	298.00	298.00	0.00	-	1.40	-	-	-	0.00	0.00	0.00	-	9.10	-	-	-	1,250	
1,275	0.00	0.00	0.00	-	246.00	-	-	0.00	0.00	0.00	-	255.00	-	10	-	0.00	0.00	0.00	-	2.40	-	-	-	0.00	0.00	0.00	-	12.00	-	-	-	1,275	
1,300	0.00	0.00	0.00	-	222.00	-	-	0.00	0.00	0.00	-	233.00	-	10	-	0.00	0.00	0.00	-	3.80	-	1	-	0.00	0.00	0.00	-	15.75	-	-	-	1,300	
1,325	0.00	0.00	0.00	-	199.00	-	-	237.00	237.00	237.00	237.00	237.00	20	20	-	0.00	0.00	0.00	-	5.80	-	-	-	0.00	0.00	0.00	-	20.25	-	-	-	1,325	
1,350	198.00	201.00	198.00	200.00	200.00	15	17	0.00	0.00	0.00	-	194.00	-	10	-	198.00	201.00	0.00	-	8.70	-	-	-	0.00	0.00	0.00	-	25.75	-	-	-	1,350	
1,375	0.00	0.00	0.00	-	156.00	-	61	0.00	0.00	0.00	-	175.00	-	10	-	0.00	0.00	0.00	-	12.50	-	-	-	0.00	0.00	0.00	-	32.25	-	-	-	1,375	
1,400	0.00	0.00	0.00	-	136.00	-	1	209.00	209.00	209.00	209.00	209.00	20	20	-	0.00	0.00	0.00	-	17.50	-	22	-	0.00	0.00	0.00	-	39.50	-	-	-	1,400	
1,425	0.00	0.00	0.00	-	118.00	-	20	0.00	0.00	0.00	-	141.00	-	-	-	0.00	0.00	0.00	-	23.75	-	48	-	0.00	0.00	0.00	-	48.00	-	-	-	1,425	
1,450	0.00	0.00	0.00	-	100.00	-	80	0.00	0.00	0.00	-	126.00	-	-	-	0.00	0.00	23.00	24.00	24.00	22	65	-	0.00	0.00	0.00	-	57.50	-	-	-	1,450	
1,475	0.00	0.00	0.00	-	84.50	-	40	0.00	0.00	0.00	-	111.00	-	9	-	0.00	0.00	0.00	-	40.75	-	20	-	51.00	51.00	51.00	51.00	51.00	50	50	-	1,475	
1,500	0.00	0.00	0.00	-	70.50	-	40	0.00	0.00	0.00	-	98.50	-	20	-	0.00	0.00	0.00	-	51.50	-	27	-	0.00	0.00	0.00	-	80.00	-	47	-	1,500	
1,525	68.00	68.00	68.00	68.00	68.00	1	4	74.00	74.00	74.00	74.00	74.00	3	8	-	68.00	68.00	60.00	60.00	60.00	1	5	-	0.00	0.00	0.00	-	93.00	-	60	-	1,525	
1,550	60.00	60.00	51.00	51.00	51.00	148	197	74.50	76.50	74.00	76.50	76.50	80	82	-	60.00	60.00	0.00	-	78.50	-	-	-	100.00	100.00	100.00	100.00	100.00	1	168	-	1,550	
1,575	0.00	0.00	0.00	-	38.25	-	30	65.00	66.50	64.00	66.50	66.50	80	80	-	0.00	0.00	0.00	-	94.00	-	-	-	0.00	0.00	0.00	-	122.00	-	-	-	1,575	
1,600	38.00	38.00	30.00	30.00	30.00	23	162	0.00	0.00	0.00	-	57.00	-	-	-	38.00	38.00	0.00	-	111.00	-	-	-	0.00	0.00	0.00	-	138.00	-	-	-	1,600	
1,625	0.00	0.00	0.00	-	24.00	-	14	0.00	0.00	0.00	-	49.00	-	-	-	0.00	0.00	0.00	-	130.00	-	21	-	0.00	0.00	0.00	-	155.00	-	-	-	1,625	
1,650	24.00	24.00	24.00	24.00	24.00	1	43	0.00	0.00	0.00	-	42.00	-	-	-	24.00	24.00	0.00	-	149.00	-	-	-	0.00	0.00	0.00	-	173.00	-	-	-	1,650	
1,675	0.00	0.00	0.00	-	14.25	-	-	0.00	0.00	0.00	-	35.75	-	-	-	0.00	0.00	0.00	-	170.00	-	-	-	0.00	0.00	0.00	-	192.00	-	-	-	1,675	
1,700	0.00	0.00	0.00	-	10.75	-	16	0.00	0.00	0.00	-	30.50	-	-	-	0.00	0.00	0.00	-	192.00	-	-	-	0.00	0.00	0.00	-	212.00	-	-	-	1,700	
1,725	0.00	0.00	0.00	-	8.10	-	-	0.00	0.00	0.00	-	25.75	-	-	-	0.00	0.00	0.00	-	214.00	-	-	-	0.00	0.00	0.00	-	232.00	-	-	-	1,725	
1,750	0.00	0.00	0.00	-	6.00	-	-	0.00	0.00	0.00	-	21.75	-	-	-	0.00	0.00	0.00	-	237.00	-	5	-	0.00	0.00	0.00	-	253.00	-	-	-	1,750	
1,775	0.00	0.00	0.00	-	4.40	-	-	0.00	0.00	0.00	-	18.25	-	-	-	0.00	0.00	0.00	-	260.00	-	-	-	0.00	0.00	0.00	-	274.00	-	-	-	1,775	
1,800	0.00	0.00	0.00	-	3.20	-	-	0.00	0.00	0.00	-	15.25	-	-	-	0.00	0.00	0.00	-	284.00	-	-	-	0.00	0.00	0.00	-	296.00	-	-	-	1,800	
1,825	0.00	0.00	0.00	-	2.30	-	-	0.00	0.00	0.00	-	12.75	-	-	-	0.00	0.00	0.00	-	308.00	-	-	-	0.00	0.00	0.00	-	318.00	-	-	-	1,825	
1,850	0.00	0.00	0.00	-	1.60	-	-	0.00	0.00	0.00	-	10.50	-	-	-	0.00	0.00	0.00	-	332.00	-	-	-	0.00	0.00	0.00	-	341.00	-	-	-	1,850	
1,900	0.00	0.00	0.00	-	0.80	-	-	0.00	0.00	0.00	-	7.20	-	-	-	0.00	0.00	0.00	-	381.00	-	-	-	0.00	0.00	0.00	-	388.00	-	-	-	1,900	
1,950	0.00	0.00	0.00	-	0.38	-	-	0.00	0.00	0.00	-	4.80	-	-	-	0.00	0.00	0.00	-	431.00	-	-	-	0.00	0.00	0.00	-	435.00	-	-	-	1,950	
2,000	0.00	0.00	0.00	-	0.17	-	-	0.00	0.00	0.00	-	3.20	-	-	-	0.00	0.00	0.00	-	480.00	-	-	-	0.00	0.00	0.00	-	483.00	-	-	-	2,000	
2,050	0.00	0.00	0.00	-	0.08	-	-	0.00	0.00	0.00	-	2.10	-	-	-	0.00	0.00	0.00	-	530.00	-	-	-	0.00	0.00	0.00	-	532.00	-	-	-	2,050	

FTSE/Athex Large Cap

(Trade Unit: 1 Index Point x 2€ - Exercise Style: European, Cash Settlement)

Exercise Price	Call Options														Put Options										Exercise Price								
	August 2016							September 2016							Other Months		August 2016							September 2016			Other Months						
	Open price	Price max	Price min	Last price	Closing price	Volume	Open Interest	Open price	Price max	Price min	Last price	Closing price	Volume	Open Interest	Volume	Open Interest	Open price	Price max	Price min	Last price	Closing price	Volume	Open Interest	Open price		Price max	Price min	Last price	Closing price	Volume	Open Interest	Volume	Open Interest
2,100	0.00	0.00	0.00	-	0.03	-	-	0.00	0.00	0.00	-	1.30	-	-			0.00	0.00	0.00	-	580.00	-	-	0.00	0.00	0.00	-	581.00	-	-			2,100
2,150	-	-	-	-	-	-	-	0.00	0.00	0.00	-	0.86	-	-			-	-	-	-	-	-	-	0.00	0.00	0.00	-	631.00	-	-			2,150
2,200	-	-	-	-	-	-	-	0.00	0.00	0.00	-	0.54	-	-			-	-	-	-	-	-	-	0.00	0.00	0.00	-	680.00	-	-			2,200
2,250	-	-	-	-	-	-	-	0.00	0.00	0.00	-	0.34	-	-			-	-	-	-	-	-	-	0.00	0.00	0.00	-	730.00	-	-			2,250
2,300	-	-	-	-	-	-	-	0.00	0.00	0.00	-	0.21	-	-			-	-	-	-	-	-	-	0.00	0.00	0.00	-	779.00	-	-			2,300
2,350	-	-	-	-	-	-	-	0.00	0.00	0.00	-	0.13	-	-			-	-	-	-	-	-	-	0.00	0.00	0.00	-	829.00	-	-			2,350
2,400	-	-	-	-	-	-	-	0.00	0.00	0.00	-	0.08	-	-			-	-	-	-	-	-	-	0.00	0.00	0.00	-	879.00	-	-			2,400
Totals:						191	728						203	279	0	0						23	214					51	325	0	0		
Number of Trades:						22							12		0							9					4			0			

ALPHA BANK (CR)

(Contract Size: 100 Securities, Exercise Style: American, Physical Delivery)

Call Options																Put Options																		
Exercise Price	August 2016						September 2016						Other Months		August 2016						September 2016						Other Months		Exercise Price					
	Open price	Price max	Price min	Last price	Closing price	Volume	Open Interest	Open price	Price max	Price min	Last price	Closing price	Volume	Open Interest	Volume	Open Interest	Open price	Price max	Price min	Last price	Closing price	Volume	Open Interest	Open price	Price max	Price min	Last price	Closing price		Volume	Open Interest	Volume	Open Interest	
0.100						-	-	0.000	0.000	0.000		1.70	-	-									-	-	0.000	0.000	0.000		0.001	-	-			0.001
0.200						-	-	0.000	0.000	0.000		1.60	-	-									-	-	0.000	0.000	0.000		0.001	-	-			0.002
0.300						-	-	0.000	0.000	0.000		1.50	-	-									-	-	0.000	0.000	0.000		0.001	-	-			0.003
0.400						-	-	0.000	0.000	0.000		1.40	-	-									-	-	0.000	0.000	0.000		0.001	-	-			0.004
0.500						-	-	0.000	0.000	0.000		1.30	-	-									-	-	0.000	0.000	0.000		0.001	-	-			0.005
0.600						-	-	0.000	0.000	0.000		1.20	-	-									-	-	0.000	0.000	0.000		0.001	-	-			0.006
0.800						-	-	0.000	0.000	0.000		1.00	-	-									-	-	0.000	0.000	0.000		0.001	-	-			0.008
0.850						-	-	0.000	0.000	0.000		0.953	-	-									-	-	0.000	0.000	0.000		0.002	-	-			0.009
0.900						-	-	0.000	0.000	0.000		0.903	-	-									-	-	0.000	0.000	0.000		0.003	-	-			0.009
0.950	0.000	0.000	0.000		0.852	-	-	0.000	0.000	0.000		0.854	-	-			0.000	0.000	0.000		0.001	-	-	0.000	0.000	0.000		0.001	-	-			0.010	
1.000	0.000	0.000	0.000		0.802	-	-	0.000	0.000	0.000		0.804	-	-			0.000	0.000	0.000		0.001	-	-	0.000	0.000	0.000		0.001	-	-			0.010	
1.100	0.000	0.000	0.000		0.702	-	-	0.000	0.000	0.000		0.706	-	-			0.000	0.000	0.000		0.003	-	-	0.000	0.000	0.000		0.003	-	-			0.011	
1.200	0.000	0.000	0.000		0.603	-	-	0.000	0.000	0.000		0.611	-	-			0.000	0.000	0.000		0.001	-	-	0.000	0.000	0.000		0.008	-	-			0.012	
1.300	0.000	0.000	0.000		0.506	-	1	0.000	0.000	0.000		0.521	-	-			0.000	0.000	0.000		0.004	-	-	0.000	0.000	0.000		0.016	-	-			0.013	
1.400	0.000	0.000	0.000		0.412	-	-	0.000	0.000	0.000		0.436	-	-			0.000	0.000	0.000		0.010	-	-	0.000	0.000	0.000		0.031	-	-			0.014	
1.500	0.000	0.000	0.000		0.326	-	-	0.000	0.000	0.000		0.359	-	-			0.000	0.000	0.000		0.024	-	-	0.000	0.000	0.000		0.054	-	-			0.015	
1.600	0.000	0.000	0.000		0.249	-	-	0.000	0.000	0.000		0.290	-	-			0.000	0.000	0.000		0.046	-	-	0.000	0.000	0.000		0.085	-	-			0.016	
1.700	0.000	0.000	0.000		0.183	-	-	0.000	0.000	0.000		0.231	-	-			0.000	0.000	0.000		0.080	-	-	0.000	0.000	0.000		0.125	-	-			0.017	
1.800	0.000	0.000	0.000		0.130	-	-	0.000	0.000	0.000		0.180	-	-			0.000	0.000	0.000		0.127	-	-	0.000	0.000	0.000		0.174	-	-			0.018	
1.900	0.000	0.000	0.000		0.089	-	-	0.000	0.000	0.000		0.140	-	-			0.000	0.000	0.000		0.186	-	-	0.000	0.000	0.000		0.234	-	-			0.019	
2.000	0.000	0.000	0.000		0.059	-	-	0.000	0.000	0.000		0.107	-	-			0.000	0.000	0.000		0.256	-	-	0.000	0.000	0.000		0.301	-	-			0.020	
2.200	0.000	0.000	0.000		0.024	-	-	0.000	0.000	0.000		0.060	-	-			0.000	0.000	0.000		0.421	-	100	0.000	0.000	0.000		0.454	-	-			0.022	
2.400	0.000	0.000	0.000		0.009	-	-	0.000	0.000	0.000		0.032	-	-			0.000	0.000	0.000		0.606	-	-	0.000	0.000	0.000		0.626	-	-			0.024	
2.600	0.000	0.000	0.000		0.003	-	-	0.000	0.000	0.000		0.017	-	-			0.000	0.000	0.000		0.801	-	-	0.000	0.000	0.000		0.812	-	-			0.026	
2.800	0.000	0.000	0.000		0.001	-	-	0.000	0.000	0.000		0.008	-	-			0.000	0.000	0.000		1.00	-	-	0.000	0.000	0.000		1.00	-	-			0.028	
3.000	0.000	0.000	0.000		0.004	-	-	0.000	0.000	0.000		0.004	-	-			0.000	0.000	0.000		1.20	-	-	0.000	0.000	0.000		1.20	-	-			0.030	
3.200	0.000	0.000	0.000		0.002	-	-	0.000	0.000	0.000		0.002	-	-			0.000	0.000	0.000		1.40	-	-	0.000	0.000	0.000		1.40	-	-			0.032	
3.400	0.000	0.000	0.000		0.001	-	-	0.000	0.000	0.000		0.001	-	-			0.000	0.000	0.000		1.60	-	-	0.000	0.000	0.000		1.60	-	-			0.034	
3.600	0.000	0.000	0.000		0.001	-	-	0.000	0.000	0.000		0.006	-	-			0.000	0.000	0.000		1.80	-	-	0.000	0.000	0.000		1.80	-	-			0.036	
Totals:						0	1						0	0	0	0						0	100					0	0	0	0			
Number of Trades:						0							0		0							0.00						0		0				

NATIONAL BANK (CR)

(Contract Size: 100 Securities, Exercise Style: American, Physical Delivery)

Exercise Price	Call Options														Put Options																						
	August 2016						September 2016						Other Months		August 2016						September 2016						Other Months		Exercise Price								
	Open price	Price max	Price min	Last price	Closing price	Volume	Open Interest	Open price	Price max	Price min	Last price	Closing price	Volume	Open Interest	Volume	Open Interest	Open price	Price max	Price min	Last price	Closing price	Volume	Open Interest	Open price	Price max	Price min	Last price	Closing price		Volume	Open Interest	Volume	Open Interest				
0.050	0.000	0.000	0.000	0.146	-	-	0.000	0.000	0.000	0.146	-	-				0.000	0.000	0.000	0.001	-	-				0.000	0.000	0.000	0.001		-	-				0.001		
0.100	0.000	0.000	0.000	0.096	-	-	0.000	0.000	0.000	0.097	-	-				0.000	0.000	0.000	0.001	-	-				0.000	0.000	0.000	0.001	-	-				0.001			
0.150	0.000	0.000	0.000	0.051	-	-	0.000	0.000	0.000	0.053	-	-				0.000	0.000	0.000	0.005	-	-				0.000	0.000	0.000	0.006	-	-				0.002			
0.200	0.000	0.000	0.000	0.021	-	-	0.000	0.000	0.000	0.024	-	-				0.000	0.000	0.000	0.025	-	-				0.000	0.000	0.000	0.027	-	-				0.002			
0.250	0.000	0.000	0.000	0.007	-	-	0.000	0.000	0.000	0.010	-	-				0.000	0.000	0.000	0.061	-	-				0.000	0.000	0.000	0.063	-	-				0.003			
0.300	0.000	0.000	0.000	0.002	-	-	0.000	0.000	0.000	0.004	-	-				0.000	0.000	0.000	0.106	-	-				0.000	0.000	0.000	0.107	-	-				0.003			
0.350	0.000	0.000	0.000	0.001	-	-	0.000	0.000	0.000	0.001	-	-				0.000	0.000	0.000	0.154	-	-				0.000	0.000	0.000	0.155	-	-				0.004			
0.400	0.000	0.000	0.000	0.001	-	-	0.000	0.000	0.000	0.002	-	-				0.000	0.000	0.000	0.204	-	-				0.000	0.000	0.000	0.204	-	-				0.004			
0.450	0.000	0.000	0.000	0.002	-	-	0.000	0.000	0.000	0.001	-	-				0.000	0.000	0.000	0.254	-	-				0.000	0.000	0.000	0.254	-	-				0.005			
0.500	0.000	0.000	0.000	0.001	-	-	0.000	0.000	0.000	0.001	-	-				0.000	0.000	0.000	0.304	-	-				0.000	0.000	0.000	0.304	-	-				0.005			
0.550	0.000	0.000	0.000	0.001	-	-	0.000	0.000	0.000	0.001	-	-				0.000	0.000	0.000	0.354	-	-				0.000	0.000	0.000	0.354	-	-				0.006			
0.600	0.000	0.000	0.000	0.001	-	-	0.000	0.000	0.000	0.001	-	-				0.000	0.000	0.000	0.404	-	-				0.000	0.000	0.000	0.404	-	-				0.006			
0.700					-	-	0.000	0.000	0.000	0.001	-	-															0.000	0.000	0.000	0.504	-	-				0.007	
0.800					-	-	0.000	0.000	0.000	0.001	-	-															0.000	0.000	0.000	0.604	-	-				0.008	
0.900					-	-	0.000	0.000	0.000	0.001	-	-															0.000	0.000	0.000	0.704	-	-				0.009	
1.000					-	-	0.000	0.000	0.000	0.002	-	-															0.000	0.000	0.000	0.804	-	-				0.010	
Totals:							0	0					0	0		0	0																		0	0	
Number of Trades:							0						0			0																				0	0

OPAP (CR)

(Contract Size: 100 Securities, Exercise Style: American, Physical Delivery)

Call Options															Put Options																																							
Exercise Price	August 2016							September 2016							Other Months		August 2016							September 2016							Other Months		Exercise Price																					
	Open price	Price max	Price min	Last price	Closing price	Volume	Open Interest	Open price	Price max	Price min	Last price	Closing price	Volume	Open Interest	Volume	Open Interest	Open price	Price max	Price min	Last price	Closing price	Volume	Open Interest	Open price	Price max	Price min	Last price	Closing price	Volume	Open Interest	Volume	Open Interest																						
3.600						-	-	0.000	0.000	0.000		3.44	-	-																			0.000	0.000	0.000		0.001	-	-													0.036		
3.800						-	-	0.000	0.000	0.000		3.24	-	-																					0.000	0.000	0.000		0.001	-	-													0.038
4.000	0.000	0.000	0.000		3.04	-	-	0.000	0.000	0.000		3.04	-	-											0.000	0.000	0.000		0.001	-	-	0.000	0.000	0.000		0.001	-	-													0.040			
4.400	0.000	0.000	0.000		2.64	-	-	0.000	0.000	0.000		2.64	-	-											0.000	0.000	0.000		0.001	-	-	0.000	0.000	0.000		0.001	-	-													0.044			
4.800	0.000	0.000	0.000		2.24	-	-	0.000	0.000	0.000		2.25	-	-											0.000	0.000	0.000		0.001	-	-	0.000	0.000	0.000		0.003	-	-													0.048			
5.200	0.000	0.000	0.000		1.84	-	-	0.000	0.000	0.000		1.86	-	-											0.000	0.000	0.000		0.001	-	-	0.000	0.000	0.000		0.013	-	-													0.052			
5.600	0.000	0.000	0.000		1.45	-	-	0.000	0.000	0.000		1.49	-	-											0.000	0.000	0.000		0.008	-	5	0.000	0.000	0.000		0.040	-	-													0.056			
6.000	0.000	0.000	0.000		1.07	-	-	0.000	0.000	0.000		1.15	-	-											0.000	0.000	0.000		0.033	-	-	0.000	0.000	0.000		0.097	-	-													0.060			
6.400	0.000	0.000	0.000		0.738	-	-	0.000	0.000	0.000		0.843	-	-											0.000	0.000	0.000		0.097	-	-	0.000	0.000	0.000		0.193	-	-													0.064			
6.800	0.000	0.000	0.000		0.464	-	5	0.000	0.000	0.000		0.599	-	-											0.000	0.000	0.000		0.223	-	-	0.000	0.000	0.000		0.347	-	-													0.068			
7.200	0.000	0.000	0.000		0.268	-	-	0.000	0.000	0.000		0.406	-	5											0.000	0.000	0.000		0.427	-	-	0.000	0.000	0.000		0.554	-	-													0.072			
7.600	0.000	0.000	0.000		0.140	-	-	0.000	0.000	0.000		0.263	-	20											0.000	0.000	0.000		0.699	-	-	0.000	0.000	0.000		0.812	-	-													0.076			
8.000	0.000	0.000	0.000		0.066	-	-	0.000	0.000	0.000		0.164	-	-											0.000	0.000	0.000		1.03	-	-	0.000	0.000	0.000		1.11	-	-													0.080			
8.400	0.000	0.000	0.000		0.029	-	-	0.000	0.000	0.000		0.098	-	-											0.000	0.000	0.000		1.39	-	-	0.000	0.000	0.000		1.45	-	-													0.084			
8.800	0.000	0.000	0.000		0.011	-	-	0.000	0.000	0.000		0.057	-	-											0.000	0.000	0.000		1.77	-	-	0.000	0.000	0.000		1.81	-	-													0.088			
9.200	0.000	0.000	0.000		0.004	-	-	0.000	0.000	0.000		0.032	-	-											0.000	0.000	0.000		2.17	-	-	0.000	0.000	0.000		2.19	-	-													0.092			
9.600						-	-	0.000	0.000	0.000		0.017	-	-											0.000	0.000	0.000		-	-	-	0.000	0.000	0.000		2.57	-	-													0.096			
10.000						-	-	0.000	0.000	0.000		0.009	-	-											0.000	0.000	0.000		-	-	-	0.000	0.000	0.000		2.97	-	-													0.100			
Totals:						0	5						0	25	0	0							0	5									0	10	0	0																		
Number of Trades:						0							0		0									0.00									0													0								

OTE (CR)

(Contract Size: 100 Securities, Exercise Style: American, Physical Delivery)

Exercise Price	Call Options														Put Options																			
	August 2016							September 2016							Other Months		August 2016							September 2016							Other Months		Exercise Price	
	Open price	Price max	Price min	Last price	Closing price	Volume	Open Interest	Open price	Price max	Price min	Last price	Closing price	Volume	Open Interest	Volume	Open Interest	Open price	Price max	Price min	Last price	Closing price	Volume	Open Interest	Open price	Price max	Price min	Last price	Closing price	Volume	Open Interest	Volume	Open Interest		
4.800						-	-	0.000	0.000	0.000		3.90	-	-																				
5.200						-	-	0.000	0.000	0.000		3.50	-	-																				0.052
5.600	0.000	0.000	0.000		3.09	-	-	0.000	0.000	0.000		3.10	-	-			0.000	0.000	0.000		0.001	-	-	0.000	0.000	0.000		0.004	-	-			0.056	
6.000	0.000	0.000	0.000		2.69	-	-	0.000	0.000	0.000		2.71	-	-			0.000	0.000	0.000		0.001	-	-	0.000	0.000	0.000		0.012	-	-			0.060	
6.400	0.000	0.000	0.000		2.29	-	-	0.000	0.000	0.000		2.33	-	-			0.000	0.000	0.000		0.004	-	-	0.000	0.000	0.000		0.030	-	-			0.064	
6.800	0.000	0.000	0.000		1.91	-	-	0.000	0.000	0.000		1.97	-	-			0.000	0.000	0.000		0.014	-	-	0.000	0.000	0.000		0.064	-	-			0.068	
7.200	0.000	0.000	0.000		1.53	-	-	0.000	0.000	0.000		1.63	-	-			0.000	0.000	0.000		0.040	-	-	0.000	0.000	0.000		0.123	-	-			0.072	
7.600	0.000	0.000	0.000		1.19	-	-	0.000	0.000	0.000		1.32	-	-			0.000	0.000	0.000		0.094	-	-	0.000	0.000	0.000		0.212	-	-			0.076	
8.000	0.000	0.000	0.000		0.879	-	-	0.000	0.000	0.000		1.04	-	-			0.000	0.000	0.000		0.186	-	-	0.000	0.000	0.000		0.337	-	-			0.080	
8.400	0.000	0.000	0.000		0.623	-	-	0.000	0.000	0.000		0.808	-	-			0.000	0.000	0.000		0.330	-	-	0.489	0.489	0.489	0.489	0.489	5	25			0.084	
8.800	0.000	0.000	0.000		0.424	-	-	0.000	0.000	0.000		0.612	-	-			0.000	0.000	0.000		0.530	-	-	0.000	0.000	0.000		0.705	-	-			0.088	
9.200	0.000	0.000	0.000		0.274	-	-	0.000	0.000	0.000		0.452	-	-			0.000	0.000	0.000		0.780	-	-	0.000	0.000	0.000		0.945	-	-			0.092	
9.600	0.000	0.000	0.000		0.169	-	-	0.000	0.000	0.000		0.329	-	-			0.000	0.000	0.000		1.08	-	-	0.000	0.000	0.000		1.22	-	-			0.096	
10.000	0.000	0.000	0.000		0.100	-	-	0.000	0.000	0.000		0.237	-	-			0.000	0.000	0.000		1.41	-	-	0.000	0.000	0.000		1.53	-	-			0.100	
11.000	0.000	0.000	0.000		0.022	-	-	0.000	0.000	0.000		0.095	-	-			0.000	0.000	0.000		2.33	-	-	0.000	0.000	0.000		2.39	-	-			0.110	
12.000	0.000	0.000	0.000		0.004	-	-	0.000	0.000	0.000		0.033	-	-			0.000	0.000	0.000		3.32	-	-	0.000	0.000	0.000		3.33	-	-			0.120	
13.000	0.000	0.000	0.000		0.001	-	-	0.000	0.000	0.000		0.012	-	-			0.000	0.000	0.000		4.32	-	-	0.000	0.000	0.000		4.32	-	-			0.130	
14.000	0.000	0.000	0.000		0.001	-	-	0.000	0.000	0.000		0.003	-	-			0.000	0.000	0.000		5.32	-	-	0.000	0.000	0.000		5.32	-	-			0.140	
Totals:						0	0						0	0	0	0						0	0					5	55	0	0			
Number of Trades:						0							0		0							0.00						1		0				

PIRAEUS BANK (CR)

(Contract Size: 100 Securities, Exercise Style: American, Physical Delivery)

Exercise Price	Call Options														Put Options																	
	August 2016						September 2016						Other Months		August 2016						September 2016						Other Months		Exercise Price			
	Open price	Price max	Price min	Last price	Closing price	Volume	Open Interest	Open price	Price max	Price min	Last price	Closing price	Volume	Open Interest	Volume	Open Interest	Open price	Price max	Price min	Last price	Closing price	Volume	Open Interest	Open price	Price max	Price min	Last price	Closing price		Volume	Open Interest	Volume
0.050	0.000	0.000	0.000	0.113	-	-	0.000	0.000	0.000	0.113	-	-				0.000	0.000	0.000	0.001	-	-	0.000	0.000	0.000	0.001	-	-					0.001
0.100	0.000	0.000	0.000	0.067	-	-	0.000	0.000	0.000	0.068	-	-				0.000	0.000	0.000	0.004	-	-	0.000	0.000	0.000	0.005	-	-				0.001	
0.150	0.000	0.000	0.000	0.036	-	-	0.000	0.000	0.000	0.038	-	-				0.000	0.000	0.000	0.022	-	-	0.000	0.000	0.000	0.024	-	-				0.002	
0.200	0.000	0.000	0.000	0.018	-	-	0.000	0.000	0.000	0.020	-	-				0.000	0.000	0.000	0.055	-	-	0.000	0.000	0.000	0.056	-	-				0.002	
0.250	0.000	0.000	0.000	0.009	-	-	0.000	0.000	0.000	0.010	-	-				0.000	0.000	0.000	0.095	-	-	0.000	0.000	0.000	0.097	-	-				0.003	
0.300	0.000	0.000	0.000	0.004	-	-	0.000	0.000	0.000	0.005	-	-				0.000	0.000	0.000	0.141	-	-	0.000	0.000	0.000	0.142	-	-				0.003	
0.350	0.000	0.000	0.000	0.002	-	-	0.000	0.000	0.000	0.003	-	-				0.000	0.000	0.000	0.189	-	-	0.000	0.000	0.000	0.189	-	-				0.004	
0.400	0.000	0.000	0.000	0.001	-	-	0.000	0.000	0.000	0.002	-	-				0.000	0.000	0.000	0.238	-	-	0.000	0.000	0.000	0.238	-	-				0.004	
0.450	0.000	0.000	0.000	0.001	-	-	0.000	0.000	0.000	0.001	-	-				0.000	0.000	0.000	0.287	-	-	0.000	0.000	0.000	0.287	-	-				0.005	
0.500	0.000	0.000	0.000	0.001	-	-	0.000	0.000	0.000	0.003	-	-				0.000	0.000	0.000	0.337	-	-	0.000	0.000	0.000	0.337	-	-				0.005	
0.550	0.000	0.000	0.000	0.001	-	-	0.000	0.000	0.000	0.003	-	-				0.000	0.000	0.000	0.387	-	-	0.000	0.000	0.000	0.387	-	-				0.006	
0.600					-	-	0.000	0.000	0.000	0.002	-	-											0.000	0.000	0.000	0.437	-	-				0.006
0.650					-	-	0.000	0.000	0.000	0.001	-	-											0.000	0.000	0.000	0.487	-	-				0.007
0.700					-	-	0.000	0.000	0.000	0.001	-	-											0.000	0.000	0.000	0.537	-	-				0.007
Totals:					0	0					0	0		0	0					0	0						0	0		0	0	
Number of Trades:					0						0			0						0.00						0			0			

PPC (CR)

(Contract Size: 100 Securities, Exercise Style: American, Physical Delivery)

Call Options														Put Options																		
August 2016							September 2016							Other Months		August 2016							September 2016							Other Months		Exercise Price
Open price	Price max	Price min	Last price	Closing price	Volume	Open Interest	Open price	Price max	Price min	Last price	Closing price	Volume	Open Interest	Volume	Open Interest	Open price	Price max	Price min	Last price	Closing price	Volume	Open Interest	Open price	Price max	Price min	Last price	Closing price	Volume	Open Interest	Volume	Open Interest	
1.700	0.000	0.000	0.000	1.05	-	-	0.000	0.000	0.000	1.06	-	-				0.000	0.000	0.000	0.002	-	-	0.000	0.000	0.000	0.001	-	-				0.017	
1.800	0.000	0.000	0.000	0.953	-	-	0.000	0.000	0.000	0.959	-	-				0.000	0.000	0.000	0.001	-	-	0.000	0.000	0.000	0.003	-	-				0.018	
1.900	0.000	0.000	0.000	0.854	-	-	0.000	0.000	0.000	0.863	-	-				0.000	0.000	0.000	0.001	-	-	0.000	0.000	0.000	0.006	-	-				0.019	
2.000	0.000	0.000	0.000	0.755	-	-	0.000	0.000	0.000	0.769	-	-				0.000	0.000	0.000	0.002	-	-	0.000	0.000	0.000	0.012	-	-				0.020	
2.200	0.000	0.000	0.000	0.564	-	-	0.000	0.000	0.000	0.591	-	-				0.000	0.000	0.000	0.011	-	-	0.000	0.000	0.000	0.034	-	-				0.022	
2.400	0.000	0.000	0.000	0.391	-	-	0.000	0.000	0.000	0.436	-	-				0.000	0.000	0.000	0.037	-	-	0.000	0.000	0.000	0.078	-	-				0.024	
2.600	0.000	0.000	0.000	0.249	-	-	0.000	0.000	0.000	0.306	-	5				0.000	0.000	0.000	0.094	-	-	0.000	0.000	0.000	0.148	-	-				0.026	
2.800	0.000	0.000	0.000	0.144	-	-	0.000	0.000	0.000	0.207	-	-				0.000	0.000	0.000	0.190	-	-	0.000	0.000	0.000	0.249	-	-				0.028	
3.000	0.000	0.000	0.000	0.075	-	-	0.000	0.000	0.000	0.135	-	-				0.000	0.000	0.000	0.321	-	-	0.000	0.000	0.000	0.376	-	-				0.030	
3.200	0.000	0.000	0.000	0.037	-	-	0.000	0.000	0.000	0.084	-	-				0.000	0.000	0.000	0.483	-	-	0.000	0.000	0.000	0.525	-	-				0.032	
3.400	0.000	0.000	0.000	0.016	-	-	0.000	0.000	0.000	0.051	-	-				0.000	0.000	0.000	0.662	-	-	0.000	0.000	0.000	0.692	-	-				0.034	
3.600	0.000	0.000	0.000	0.007	-	-	0.000	0.000	0.000	0.030	-	-				0.000	0.000	0.000	0.854	-	-	0.000	0.000	0.000	0.872	-	-				0.036	
3.800	0.000	0.000	0.000	0.003	-	-	0.000	0.000	0.000	0.017	-	-				0.000	0.000	0.000	1.05	-	-	0.000	0.000	0.000	1.06	-	-				0.038	
4.000	0.000	0.000	0.000	0.001	-	-	0.000	0.000	0.000	0.009	-	-				0.000	0.000	0.000	1.25	-	-	0.000	0.000	0.000	1.25	-	-				0.040	
4.400	0.000	0.000	0.000	0.003	-	-	0.000	0.000	0.000	0.003	-	-				0.000	0.000	0.000	1.65	-	-	0.000	0.000	0.000	1.65	-	-				0.044	
4.800	0.000	0.000	0.000	0.001	-	-	0.000	0.000	0.000	0.001	-	-				0.000	0.000	0.000	2.05	-	-	0.000	0.000	0.000	2.05	-	-				0.048	
5.200					-	-	0.000	0.000	0.000	0.001	-	-									-	-	0.000	0.000	0.000	2.45	-	-				0.052
5.600					-	-	0.000	0.000	0.000	0.001	-	-									-	-	0.000	0.000	0.000	2.85	-	-				0.056
6.000					-	-	0.000	0.000	0.000	0.001	-	-									-	-	0.000	0.000	0.000	3.25	-	-				0.060
6.400					-	-	0.000	0.000	0.000	0.001	-	-									-	-	0.000	0.000	0.000	3.65	-	-				0.064
6.800					-	-	0.000	0.000	0.000	0.001	-	-									-	-	0.000	0.000	0.000	4.05	-	-				0.068
7.200					-	-	0.000	0.000	0.000	0.001	-	-									-	-	0.000	0.000	0.000	4.45	-	-				0.072
Totals:					0	0					0	5	0	0							0	0							0	0	0	0
Number of Trades:					0						0	0	0								0.00							0	0	0		

Lending Products	Underlying Title	Multilateral Transactions[1]					Bilateral Transactions[2]		Stock Borrowing through OTC (volume)[3]
		Open Interest[5]	Volume(Offered)	Average Weighted	Transactions volume	Average Weighted	Transactions Volume	Average Weighted	Transactions Volume
AEGBOR	AEGEAN AIRLINES (CR)	1,900	16,060	5.31%	---	---	---	---	16,756
ALPHABOR	ALPHA BANK (CR)	54,741	253	9.26%	---	---	---	---	10,329,776
ALMYBOR	ALUMIL (CR)	---	---	---	---	---	---	---	---
IATRBOR	ATHENS MEDICAL CENTER SA (CR)	---	37,904	5.31%	---	---	---	---	---
OTOELBOR	AUTOHELLAS SA (CR)	---	---	---	---	---	---	---	---
BOCBOR	BANK OF CYPRUS (CR)	---	68	5.32%	---	---	---	---	2,008
EEEBOR	CC HBC AG (CR)	7,834	37	5.34%	---	---	---	---	70,546
CENRBOR	CENTRIC HOLDINGS (CR)	---	16,000	5.31%	---	---	---	---	---
SOLKBOR	CORINTH PIPEWORKS (CR)	---	---	---	---	---	---	---	---
PLAKRBOR	CRETE PLASTICS SA (CR)	---	---	---	---	---	---	---	---
ELINBOR	ELINOIL S.A. (CR)	---	---	---	---	---	---	---	---
ELLAKTORBOR	ELLAKTOR (CR)	10,450	76,727	5.31%	---	---	---	---	---
ANEMOSBOR	ELTECH ANEMOS S.A. (CR)	---	---	---	---	---	---	---	---
ELTONBOR	ELTON SA (CR)	---	---	---	---	---	---	---	---
EUROBBOR	EUROBANK ERGASIAS (CR)	311,488	4,233	5.31%	---	---	---	---	12,340,898
EUPICBOR	EUROPEAN RELIANCE INSUR. (CR)	---	---	---	---	---	---	---	---
EYDAPBOR	EYDAP S.A. (CR)	700	4,854	5.31%	---	---	---	---	17,780
FLEXOBOR	FLEXOPACK SA (CR)	---	---	---	---	---	---	---	---
FFGRPBOR	FOLLI FOLLIE (CR)	20,415	58,205	5.31%	---	---	---	---	743,697
FOYRKBOR	FOURLIS (CR)	---	5,130	5.31%	---	---	---	---	13,850
GEKTERNABOR	GEK TERNA (CR)	5,862	22,073	3.31%	---	---	---	---	---
SARBOR	GR. SARANTIS SA (CR)	---	1,538	5.31%	---	---	---	---	---
EUPROBOR	GRIVALIA PROPERTIES (CR)	7,600	60,886	5.31%	---	---	---	---	30,629
XAKOBOR	HALKOR SA (CB)	---	50,550	5.31%	---	---	---	---	---
EXAEBOR	HELLENIC EXCHANGES-A.S.E. (CR)	11,000	440,729	5.31%	---	---	---	---	98,443
ELPEBOR	HELLENIC PETROLEUM (CR)	2,575	143,176	5.31%	---	---	---	---	71,796
HYGEIABOR	HYGEIA SA (CR)	---	48,700	5.31%	---	---	---	---	---
IASOBOR	IASO SA (CR)	---	---	---	---	---	---	---	---
IKTINBOR	IKTINOS HELLAS SA (CR)	---	798	5.31%	---	---	---	---	---
INTRKBOR	INTRACOM HOLDINGS (CR)	---	168,546	5.31%	---	---	---	---	---
INLOTBOR	INTRALOT (CR)	200	63,099	5.31%	---	---	---	---	803

Stock Lending Notes

[1] - Multilateral contracts Lending or Borrowing as per Methods 8-1, 8-2 and 8-3-3 (According to ATHEX BoD Resolution No.17)

[2] - Bilateral Contracts Lending or Borrowing as per Methods 8-3-1 and 8-3-2 (According to ATHEX BoD Resolution No.20)

[3] - The information concerning OTC Stock Borrowing Transactions is based on the statements of the Dematerialised Securities System (DSS) operators involved and refers to volumes that have been registered up until the previous working day.

[4] - Average Price (Volume weighted)

[5] - The Data concerning Open Interest before the start of trading session

Lending Products	Underlying Title	Multilateral Transactions[1]					Bilateral Transactions[2]		Stock Borrowing through OTC (volume)[3]
		Open Interest[5]	Volume(Offered)	Average Weighted	Transactions volume	Average Weighted	Transactions Volume	Average Weighted	Transactions Volume
AVAXBOR	J & P - AVAX SA (CR)	---	20,335	5.31%	---	---	---	---	---
BELABOR	JUMBO SA (CR)	32,052	113,141	5.31%	---	---	---	---	26,365
KLEMBOR	KLEEMAN HELLAS SA (CR)	---	21,510	5.31%	---	---	---	---	---
KORRESBOR	KORRES (CR)	---	---	---	---	---	---	---	---
KRIBOR	KRI-KRI S.A. (CR)	---	47,768	5.31%	---	---	---	---	---
KYRMBOR	KYRIAKIDIS MARBLES SA (CR)	---	5,737	5.31%	---	---	---	---	---
LAMDABOR	LAMDA DEVELOPMENT SA (CR)	111	23	5.41%	---	---	---	---	10,377
MIGBOR	MARFIN INVESTMENT GROUP (CR)	---	72,690	5.31%	---	---	---	---	749,474
METKKBOR	METKA (CR)	2,724	15,051	5.31%	---	---	---	---	13,834
MLSBOR	MLS MULTIMEDIA SA (CR)	---	9,118	5.31%	---	---	---	---	---
MOHBOR	MOTOR OIL (CR)	5,695	17,190	5.31%	---	---	---	---	53,254
MYTILBOR	MYTILINEOS HOLDINGS (CR)	5,364	122,724	5.31%	---	---	---	---	9,390
ETEBOR	NATIONAL BANK (CR)	722,659	106,844	5.31%	---	---	---	---	17,112,922
ETFASEBOR	NBGAM ETF	---	---	---	---	---	---	---	---
ETFGT30PBOR	NBGAM ETF GREECE & TURKEY 30	---	---	---	---	---	---	---	---
OPAPBOR	OPAP (CR)	104,020	7,140	4.24%	---	---	---	---	816,534
HTOBOR	OTE (CR)	30,557	38,583	3.31%	500	2.65%	---	---	265,394
PPABOR	P.P.A. S.A. (CR)	388	488	5.31%	---	---	---	---	901
PAPBOR	PAPOUTSANIS (CR)	---	---	---	---	---	---	---	---
PETROBOR	PETROPOULOS PETROS (CR)	---	---	---	---	---	---	---	---
TPEIRBOR	PIRAEUS BANK (CR)	54,227	9,676	5.31%	---	---	---	---	54,992,886
PLAISBOR	PLAISIO COMPUTERS SA (CR)	---	---	---	---	---	---	---	---
PPCBOR	PPC (CR)	17,450	97,266	3.31%	---	---	---	---	511,324
QUALBOR	QUALITY & RELIABILITY SA (CR)	---	---	---	---	---	---	---	---
QUESTBOR	QUEST HOLDINGS (CR)	---	---	---	---	---	---	---	---
KAMPBOR	REDS S.A. (CR)	---	---	---	---	---	---	---	---
EPILBOR	SELECTED TEXT. IND. ASSOC (CR)	---	---	---	---	---	---	---	---
SELOBOR	SELONDA AQUACULTURE SA (CR)	---	---	---	---	---	---	---	---
OLYMPBOR	TECHNICAL OLYMPIC SA (CR)	---	9,039	5.31%	---	---	---	---	---
TENERGYBOR	TERNA ENERGY (CR)	1,150	29,408	5.31%	---	---	---	---	20,842
EYAPSBOR	THESSALONIKA WATER & SEWERAGE	---	1,838	5.31%	---	---	---	---	---

Stock Lending Notes

[1] - Multilateral contracts Lending or Borrowing as per Methods 8-1, 8-2 and 8-3-3 (According to ATHEX BoD Resolution No.17)

[2] - Bilateral Contracts Lending or Borrowing as per Methods 8-3-1 and 8-3-2 (According to ATHEX BoD Resolution No.20)

[3] - The information concerning OTC Stock Borrowing Transactions is based on the statements of the Dematerialised Securities System (DSS) operators involved and refers to volumes that have been registered up until the previous working day.

[4] - Average Price (Volume weighted)

[5] - The Data concerning Open Interest before the start of trading session

Lending Products	Underlying Title	Multilateral Transactions[1]					Bilateral Transactions[2]		Stock Borrowing through OTC (volume)[3]
		Open Interest[5]	Volume(Offered)	Average Weighted	Transactions volume	Average Weighted	Transactions Volume	Average Weighted	Transactions Volume
PLATBOR	THRACE PLASTICS SA (CR)	---	36,559	5.31%	---	---	---	---	---
TITKBOR	TITAN CEMENT (CR)	5,183	217,745	5.31%	---	---	---	---	3,204
OLTHBOR	TPA SA (CR)	100	23	7.15%	---	---	---	---	---
VIQBOR	VIOHALCO SA/NV (CB)	200	58,278	5.31%	---	---	---	---	---

Stock Lending Notes

[1] - Multilateral contracts Lending or Borrowing as per Methods 8-1, 8-2 and 8-3-3 (According to ATHEX BoD Resolution No.17)

[2] - Bilateral Contracts Lending or Borrowing as per Methods 8-3-1 and 8-3-2 (According to ATHEX BoD Resolution No.20)

[3] - The information concerning OTC Stock Borrowing Transactions is based on the statements of the Dematerialised Securities System (DSS) operators involved and refers to volumes that have been registered up until the previous working day.

[4] - Average Price (Volume weighted)

[5] - The Data concerning Open Interest before the start of trading session

Sectors codification for listed companies

533	-	Exploration & Production	537	-	Integrated Oil & Gas
1353	-	Commodity Chemicals	1357	-	Specialty Chemicals
1753	-	Aluminum	1755	-	Nonferrous Metals
1757	-	Steel	1775	-	General Mining
2353	-	Building Materials & Fixtures	2357	-	Heavy Construction
2723	-	Containers & Packaging	2727	-	Diversified Industrials
2733	-	Electrical Components & Equipment	2753	-	Commercial Vehicles & Trucks
2757	-	Industrial Machinery	2773	-	Marine Transportation
2777	-	Transportation Services	2791	-	Business Support Services
2797	-	Industrial Suppliers	3535	-	Distillers & Vintners
3537	-	Soft Drinks	3573	-	Farming Fishing & Plantations
3577	-	Food Products	3722	-	Durable Household Products
3726	-	Furnishings	3728	-	Home Construction
3747	-	Toys	3763	-	Clothing & Accessories
3765	-	Footwear	3767	-	Personal Products
3785	-	Tobacco	4533	-	Health Care Providers
4535	-	Medical Equipment	4577	-	Pharmaceuticals
5337	-	Food Retailers & Wholesalers	5371	-	Apparel Retailers
5373	-	Broadline Retailers	5375	-	Home Improvement Retailers
5379	-	Specialty Retailers	5553	-	Broadcasting & Entertainment
5555	-	Media Agencies	5557	-	Publishing
5751	-	Airlines	5752	-	Gambling
5753	-	Hotels	5755	-	Recreational Services
5757	-	Restaurants & Bars	5759	-	Travel & Tourism
6535	-	Fixed Line Telecommunications	6575	-	Mobile Telecommunications
7535	-	Conventional Electricity	7537	-	Alternative Electricity
7577	-	Water	8355	-	Banks
8534	-	Insurance Brokers	8536	-	Property & Casualty Insurance
8633	-	Real Estate Holding & Development	8637	-	Real Estate Services
8671	-	Industrial & Office REITs	8675	-	Specialty REITs
8775	-	Specialty Finance	8777	-	Investment Services
8985	-	Equity Investment Instruments	9533	-	Computer Services
9535	-	Internet	9537	-	Software
9572	-	Computer Hardware	9574	-	Electronic Office Equipment
9578	-	Telecommunications Equipment	12003	-	ETF



ATHEXGROUP
Όμιλος Χρηματιστηρίου Αθηνών

Λεωφ. Αθηνών 110 104 42 Αθήνα
110, Athinon Ave. GR 104 42 Athens
tel. (+30)210-33.66.800, fax (+30)210-33.66.101
www.athexgroup.gr