



ATHEXGROUP
Athens Exchange Group

Hellenic Exchanges – Athens Stock Exchange S.A.



2016

δελτιο ημερησιων συναλλαγων

daily official list

Monday, 9 May, 2016

Year: 137 Trading Day No: 84



Disclaimer:

Hellenic Exchanges-Athens Stock Exchange S.A endeavours to ensure that the data and other material ("Information") presented on the Daily Official List are accurate and complete, but it is not liable for any errors or omissions of data or /and for the accuracy, credibility, updating and completeness of the aforesaid information nor it has any liability arising directly or indirectly from the use of the above Information.

The Company is not liable for the accuracy of the data included in listed companies' announcements. Only the sender of such an announcement is fully and solely liable for any infringement of third party's rights from the content of such announcement. All contents of the Daily Official List are provided only for information purposes and do not constitute investment advice or solicitation to invest in securities or other products listed for trading on the Exchange.

You acknowledge and agree that the Company is the owner of any property rights related to any Information appearing on the Daily Official List including intellectual property rights copyright, trademarks, etc.

The above data are a property of the Hellenic Exchanges-Athens Exchange and are copyright protected. Users are forbidden to reproduce, modify, copy, sale, transmit or redistribute, by all reproduction means and methods, part or the whole of the above data, without reference to their source.

The commercial exploitation of these data is, also, forbidden by third parties. Hellenic Exchanges-Athens Exchange does not carry any responsibility, direct or indirect, derived from usage or accidental alteration of the above data when used by third parties.

Hellenic Exchanges – Athens Stock Exchange S.A.

110 Athinon Ave., 10442 Athens, Tel: (210) 33.66.800, Fax: (210) 32.13.938

www.helex.gr

Thessalonica Stock Exchange Center (T.S.E.C)

16-18 Katouni Str., Thessalonica 546 25 Tel: (2310) 567.667, Fax: (2310) 530.545

Athex Members Guarantee Fund

14-16 Fidiou Str., Athens 106 78, Tel: (210) 33.04.682, Fax: (210) 33.04.155

Hellenic Republic Capital Market Commission

1 Kolokotroni Str. & 1 Stadiou Str., Athens 10562 Tel: (210) 33.77.100 Fax: (210) 33.77.173

Table of Contents

Section 1: Statistical Figures of Securities, Derivatives and Lending

Summary of Markets

Athex Indices

Analytic Figures for Athex Market's Boards and Categories

Trading Details by Athex Sectors and Financial Instruments (ETFs)

Top 10 best & worst performing Shares

Derivatives Summary

Section 2: Analytic Figures of Shares Transactions

Analytic Figures of Shares Transactions

Shares' Notes

Section 3: Figures of Securities Transactions

Securities Blocks Details

Shares Rights Details

Stock Borrowing

Shares Forced Sales

Forced Sales Registered Shares

Exchange Traded Funds (ETFs) Characteristics

Section 5: Bonds traded in Fixed Income Assets Market

Corporate Bonds

Government Bonds

Treasury Bills & Zero Coupon Government Bonds

Government Bonds Traded with the Open Outcry Method

State Banks Bonds

Section 6: Additional Infos

Athex & ATHEXClear Members List

List of Stocks under Market Making operations

Section 7: Derivatives Market Analytic Figures

Index Futures

Stock Futures

Index Options

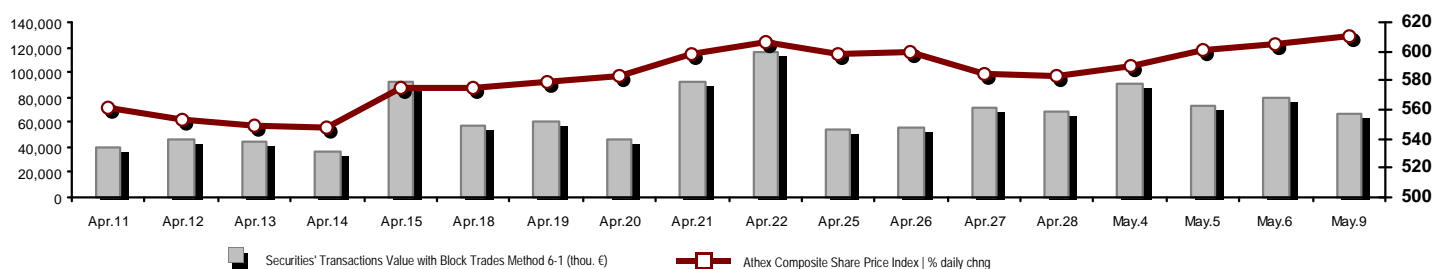
Stock Options

Stock Lending Analytic Figures

Appendix A: Sectors codification for listed companies

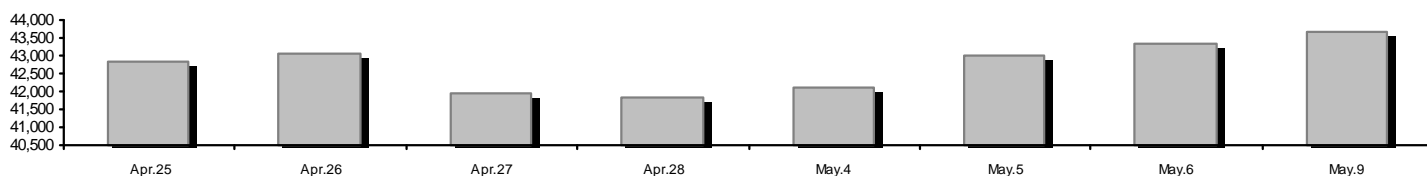
Summary of Markets

Athex Composite Share Price Index vs Shares and Derivatives Transactions Value

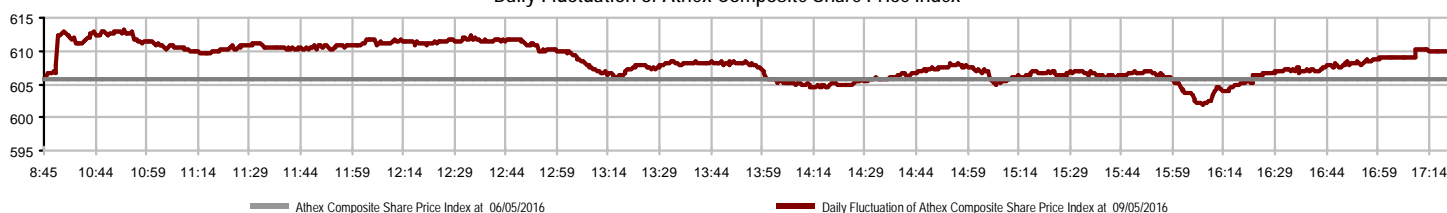


Athex Capitalisation (mill. €) **:	43,669.22	Derivatives Total Open Interest	263,745
Daily change: mill. € %	357.82 0.83%	in Index Futures % daily chng	17,307 -2.04%
Yearly Avg Capitalisation: mill. € % chng prev year Avg	39,650.80 -9.11%	in Stock Futures % daily chng	242,627 5.79%
Athex Composite Share Price Index % daily chng	610.07 0.74%	in Index Options % daily chng	3,206 2.69%
Athex Composite Share Price Index Capitalisation (mill. €)	39,157.83	in Stock Options % daily chng	605 8.04%
Daily change (mill. €)	355.52		
Securities' Transactions Value with Block Trades Method 6-1 (66,740.75	Derivatives Contracts Volume:	70,497
Daily change: thou. € %	-12,643.06 -15.93%	Daily change: pieces %	-7,923 -10.10%
YtD Avg Trans. Value: thou. € % chng prev year Avg	68,686.45 -19.77%	YtD Avg Derivatives Contracts % chng prev year Avg	63,423 -3.48%
Blocks Transactions Value of Method 6-1 (thou. €)	7,553.07	Derivatives Trades Number:	3,094
Blocks Transactions Value of Method 6-2 & 6-3 (thou. €)	72.96	Daily change: number %	-289 -8.54%
Bonds Transactions Value (thou. €)	0.00	YtD Avg Derivatives Trades number % chng prev year Avg	2,898 -11.31%
Securities' Transactions Volume with Block Trades Method 6-1 (th	111,515.35	Lending Total Open Interest	570,183
Daily change: thou. pieces %	-19,545.14 -14.91%	Daily change: pieces %	-35,884 -5.92%
YtD Avg Volume: thou. pieces % chng prev year Avg	120,542.73 -37.56%	Lending Volume (Multilateral/Bilateral)	3,016
Blocks Transactions Volume of Method 6-1 (thou. Pieces)	6,457.66	Daily change: pieces %	-95,993 -96.95%
Blocks Transactions Volume of Method 6-2 & 6-3 (thou. Pieces)	440.00	Multilateral Lending	3,016
Bonds Transactions Volume (thou. pieces)	0.00	Bilateral Lending	0
Securities' Trades Number with Block Trades Method 6-1	20,499	Lending Trades Number:	6
Daily change: number %	-3,183 -13.44%	Daily change: thou. € %	-13 -68.42%
YtD Avg Derivatives Trades number % chng prev year Avg	22,840 -15.42%	Multilateral Lending Trades Number	6
Number of Blocks Method 6-1	8	Bilateral Lending Trades Number	0
Number of Blocks Method 6-2 & 6-3	2		
Number of Bonds Transactions	0		

Athex Capitalisation (mill. €) **



Daily Fluctuation of Athex Composite Share Price Index



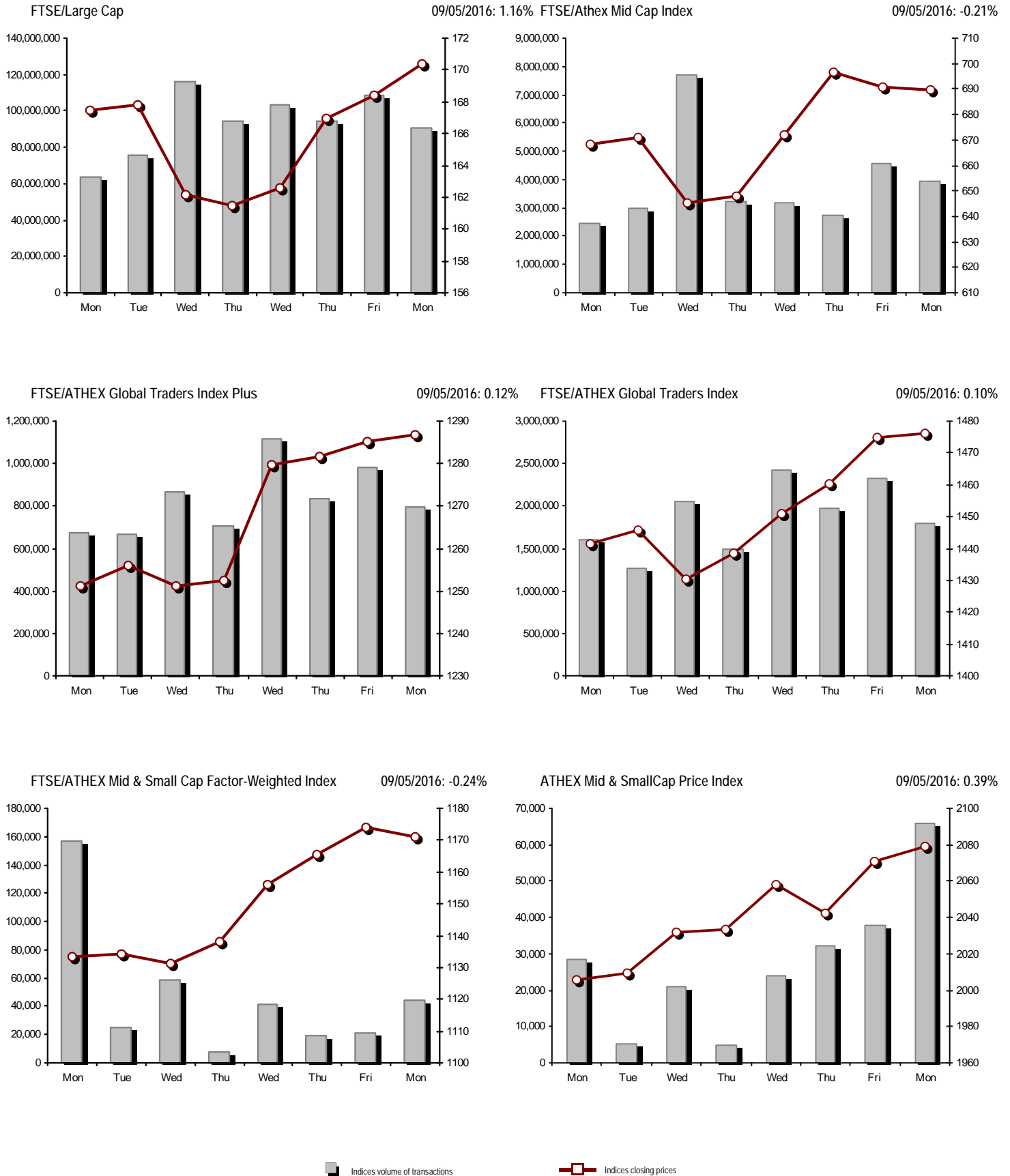
Athex Indices

Index name	09/05/2016	06/05/2016	pts.	%	Min	Max	Year min	Year max	Year change
Athex Composite Share Price Index	610.07 #	605.61	4.46	0.74%	601.83	613.08	420.82	631.35	-3.37% €
FTSE/Athex Large Cap	170.38 #	168.42	1.96	1.16%	167.69	171.59	107.52	183.34	-7.07% €
FTSE/Athex Mid Cap Index	689.48 €	690.95	-1.47	-0.21%	684.13	702.29	515.21	820.16	-15.55% €
FTSE/ATHEX-CSE Banking Index	38.85 #	38.01	0.84	2.21%	37.74	39.68	13.57	44.84	-12.89% €
FTSE/ATHEX Global Traders Index Plus	1,286.74 #	1,285.15	1.59	0.12%	1,274.46	1,288.56	1,031.55	1,288.56	0.95% #
FTSE/ATHEX Global Traders Index	1,476.32 #	1,474.88	1.44	0.10%	1,465.82	1,482.45	1,129.41	1,482.45	3.48% #
FTSE/ATHEX Mid & Small Cap Factor-Weighted Ind	1,171.02 €	1,173.85	-2.83	-0.24%	1,165.57	1,178.72	1,066.64	1,261.08	-6.73% €
Greece & Turkey 30 Price Index	469.66 #	465.91	3.75	0.80%	467.70	473.85	396.10	527.12	1.17% #
ATHEX Mid & SmallCap Price Index	2,078.67 #	2,070.58	8.09	0.39%	2,047.83	2,078.67	1,848.24	2,183.18	-4.30% €
FTSE/Athex Market Index	416.79 #	412.21	4.58	1.11%	410.35	419.88	265.17	449.96	-7.37% €
FTSE Med Index	4,794.23 €	4,799.87	-5.64	-0.12%			4,396.47	5,530.53	-13.31% €
Athex Composite Index Total Return Index	910.60 #	903.95	6.65	0.74%	898.30	915.09	626.16	939.41	-3.07% €
FTSE/Athex Large Cap Total Return	235.77 #	233.06	2.71	1.16%			157.44	246.77	-6.77% €
FTSE/ATHEX Large Cap Net Total Return	704.10 #	696.01	8.09	1.16%	692.98	709.08	443.06	755.50	-6.80% €
FTSE/Athex Mid Cap Total Return	847.68 €	849.49	-1.81	-0.21%			669.55	1,008.35	-15.55% €
FTSE/ATHEX-CSE Banking Total Return Index	37.95 #	36.32	1.62	4.47%			15.92	42.34	-12.75% €
Greece & Turkey 30 Total Return Index	585.86 €	589.46	-3.60	-0.61%			0.00	660.49	1.76% #
Hellenic Mid & Small Cap Index	725.96 #	724.08	1.88	0.26%	719.35	728.78	560.15	728.78	1.45% #
FTSE/Athex Banks	51.33 #	50.23	1.10	2.19%	49.87	52.43	17.93	59.24	-12.88% €
FTSE/Athex Insurance	1,780.70 ~	1,780.70	0.00	0.00%	1,780.70	1,780.70	1,274.94	1,896.60	20.71% #
FTSE/Athex Financial Services	1,062.06 €	1,075.03	-12.97	-1.21%	1,047.46	1,091.96	634.69	1,091.96	9.05% #
FTSE/Athex Industrial Goods & Services	1,568.42 #	1,551.27	17.15	1.11%	1,550.32	1,576.91	1,369.56	1,844.00	-14.05% €
FTSE/Athex Retail	2,748.01 #	2,718.96	29.05	1.07%	2,683.92	2,748.01	1,826.41	2,796.15	8.79% #
FTSE/ATHEX Real Estate	2,456.37 #	2,431.01	25.36	1.04%	2,413.99	2,456.37	2,154.15	2,502.99	1.50% #
FTSE/Athex Personal & Household Goods	5,804.45 €	5,894.87	-90.42	-1.53%	5,729.60	5,938.86	4,433.32	6,053.11	14.64% #
FTSE/Athex Food & Beverage	6,567.93 #	6,508.29	59.64	0.92%	6,508.29	6,620.11	5,952.97	7,376.68	-10.96% €
FTSE/Athex Basic Resources	1,735.36 #	1,695.49	39.87	2.35%	1,695.49	1,735.36	1,200.24	1,735.36	6.16% #
FTSE/Athex Construction & Materials	2,064.67 €	2,069.76	-5.09	-0.25%	2,031.61	2,079.30	1,500.04	2,097.68	9.92% #
FTSE/Athex Oil & Gas	2,426.57 #	2,425.45	1.12	0.05%	2,406.10	2,439.57	1,860.37	2,447.68	0.61% #
FTSE/Athex Chemicals	7,278.85 ~	7,278.85	0.00	0.00%	7,182.08	7,375.62	6,190.46	7,375.62	6.85% #
FTSE/Athex Travel & Leisure	1,256.43 #	1,246.81	9.62	0.77%	1,238.56	1,273.06	982.74	1,426.44	-11.82% €
FTSE/Athex Technology	574.56 €	575.63	-1.07	-0.19%	567.45	575.63	489.05	598.90	0.45% #
FTSE/Athex Telecommunications	2,400.24 #	2,383.73	16.51	0.69%	2,369.96	2,427.77	1,802.93	2,543.37	-5.63% €
FTSE/Athex Utilities	1,526.28 #	1,494.68	31.60	2.11%	1,481.84	1,526.28	1,136.34	1,734.68	-8.90% €
FTSE/Athex Health Care	126.10 €	128.48	-2.38	-1.85%	125.31	131.65	61.86	133.24	48.60% #
Athex All Share Index	154.30 #	153.01	1.29	0.84%	154.30	154.30	113.39	162.12	-6.16% €
Hellenic Corporate Bond Index	100.52 €	100.65	-0.13	-0.13%			96.90	100.71	0.04% #
Hellenic Corporate Bond Price Index	92.85 €	92.99	-0.14	-0.15%			90.43	94.61	-2.01% €

Note 1: Greece & Turkey 30 Pr data is the indicative at 17:20, whereas FTSE/ATHEX Custom Capped, FTSE/ATHEX Custom Capped - USD, FTSE/ATHEX Custom Capped TR, FTSE/ATHEX Custom Capped - USD TR, FTSE/Med 100 & Greece & Turkey 30 Rt., Hellenic Corporate Bond Price Index, Hellenic Corporate Bond Index closing prices refer to the previous trading day of 05/05/2016.

Note 2: The Hellenic Mid & Small Cap Index is a Customized index calculated by the Athens Exchange.

Athex Indices



Analytic Figures for Athex Market's Boards and Categories

	Total Traded Securities	Main Market	Low Dispersion	Other Categories (*)	Exchange Traded Funds (ETFs)	Warrants
Totals	120	97	5	12	3	3
Gain / Lose / Same:	59 / 43 / 18	48 / 37 / 12	3 / 1 / 1	5 / 5 / 2	3 / 0 / 0	0 / 0 / 3
Athex Capitalisation (mill. €) **	43,669.22	40,891.51	2,637.68	140.03		
Daily Average Trans/ons Value(thou.€)	68,686.45	68,650.43	42.33	11.06	14.72	17.60
Transactions Value	66,813.71	66,747.71	20.38	8.91	1.25	35.45
Main Board:	59,187.68	59,121.68	20.38	8.91	1.25	35.45
Blocks Board 6_2_3:	7,626.03	7,626.03	0.00	0.00	0.00	0.00
Forced Sales Board:	0.00	0.00	0.00	0.00	0.00	0.00
Special Terms Board:	0.00	0.00	0.00	0.00	0.00	0.00
Daily Average Transactions Volume	120,542,728	112,513,990	23,265	116,004	9,602	7,978,094
Transactions Volume	111,955,347	104,661,152	6,512	62,970	404	7,224,309
Main Board:	105,057,686	97,763,491	6,512	62,970	404	7,224,309
Blocks Board 6_2_3:	6,897,661	6,897,661	0	0	0	0
Forced Sales Board:	0	0	0	0	0	0
Special Terms Board:	0	0	0	0	0	0
Daily Average Number of Trades	22,840	22,653	38	60	4	86
Number of Trades	20,501	20,290	35	51	5	120
Main Board:	20,491	20,280	35	51	5	120
Blocks Board 6_2_3:	10	10	0	0	0	0
Forced Sales Board:	0	0	0	0	0	0
Special Terms Board:	0	0	0	0	0	0

(*) Summarised Transactions figures for Under Deletion and Under Supervision Categories. (**) The Market Capitalization of the Companies that belong in the Under Supervision Status is not included.

Trading Details by Athex Sectors and Financial Instruments (ETFs)

Code	Sectors	Gain / Lose / Same	Number of Trades	Transactions Volume	Transactions Value	% of Total Trans. Value
8300	- Banks	6 / 1 / 3	11,922	105,191,130	46,512,246.37	69.61%
1700	- Basic Resources	3 / 2 / 1	561	230,680	872,312.81	1.31%
1300	- Chemicals	0 / 1 / 1	27	7,172	9,665.73	0.01%
2300	- Construction & Materials	4 / 6 / 2	720	273,327	937,395.38	1.40%
12000	- Financial Instruments	3 / 0 / 0	5	404	1,251.16	0.00%
8700	- Financial Services	1 / 2 / 0	892	2,564,346	1,197,085.80	1.79%
3500	- Food & Beverage	3 / 5 / 2	217	132,265	373,616.26	0.56%
4500	- Health Care	0 / 2 / 0	31	32,823	6,019.94	0.01%
2700	- Industrial Goods & Services	9 / 5 / 2	805	285,793	689,775.46	1.03%
8500	- Insurance	0 / 0 / 1	6	651,000	911,690.00	1.36%
5500	- Media	2 / 0 / 0	9	992	391.08	0.00%
500	- Oil & Gas	1 / 2 / 0	543	191,057	1,330,659.83	1.99%
3700	- Personal & Household Goods	5 / 5 / 4	382	210,697	730,771.45	1.09%
8600	- Real Estate	3 / 0 / 1	397	131,383	725,863.31	1.09%
5300	- Retail	2 / 2 / 0	308	31,334	529,003.93	0.79%
9500	- Technology	4 / 7 / 1	115	44,607	29,867.34	0.04%
6500	- Telecommunications	1 / 0 / 0	784	601,173	5,236,067.14	7.84%
5700	- Travel & Leisure	7 / 3 / 0	1,718	780,384	4,883,352.28	7.31%
7500	- Utilities	5 / 0 / 0	1,059	594,780	1,836,673.33	2.75%

Top 10 best & worst performing Shares

Main Market

With positive Price change	Closing price	change	With negative Price change	Closing price	change
PPC (CR)	3.16	3.27% #	KRETA FARM SA (CR)	0.442	-4.12% €
NATIONAL BANK (CR)	0.294	3.16% #	MARFIN INVESTMENT GROUP (CR)	0.141	-4.08% €
EUROBANK ERGASIAS (CR)	0.875	2.94% #	LAMPISA HOTEL SA (CR)	15.87	-2.52% €
MYTILINEOS HOLDINGS (CR)	3.94	2.60% #	GR. SARANTIS SA (CR)	8.89	-2.31% €
TITAN CEMENT CO. (PR)	12.29	2.42% #	JUMBO SA (CR)	11.24	-1.83% €
ALPHA BANK (CR)	2.17	2.36% #	INTRALOT (CR)	1.04	-0.95% €
METKA (CR)	7.20	1.84% #	VIOHALCO SA/NV (CB)	1.34	-0.74% €
GEK TERNA (CR)	1.80	1.70% #	BANK OF CYPRUS (CR)	0.149	-0.67% €
BANK OF GREECE (CR)	10.37	1.67% #	HELLENIC EXCHANGES-A.S.E. (CR)	5.27	-0.57% €
LAMDA DEVELOPMENT SA (CR)	3.90	1.56% #	TITAN CEMENT (CR)	19.90	-0.55% €
With the highest Transactions Value	Value (thou. €)	change	With the highest Transactions Volume	Volume	change
ALPHA BANK (CR)	15,562.02	2.36% #	NATIONAL BANK (CR)	39,224,918	3.16% #
NATIONAL BANK (CR)	11,448.53	3.16% #	PIRAEUS BANK (CR)	30,454,071	0.37% #
EUROBANK ERGASIAS (CR)	9,443.94	2.94% #	EUROBANK ERGASIAS (CR)	10,791,374	2.94% #
PIRAEUS BANK (CR)	8,437.63	0.37% #	BANK OF CYPRUS (CR)	9,655,052	-0.67% €
OTE (CR)	5,236.07	0.69% #	ALPHA BANK (CR)	7,197,982	2.36% #
OPAP (CR)	3,864.04	0.90% #	MARFIN INVESTMENT GROUP (CR)	2,402,664	-4.08% €
PPC (CR)	1,723.96	3.27% #	EUROPEAN RELIANCE INSUR. (CR)	651,000	0.00% -
BANK OF CYPRUS (CR)	1,445.42	-0.67% €	ATTICA BANK S.A. (CR)	639,028	0.69% #
MOTOR OIL (CR)	950.09	0.20% #	OTE (CR)	601,173	0.69% #
AEGEAN AIRLINES (CR)	917.62	0.95% #	OPAP (CR)	569,214	0.90% #

Note: Stocks that are not included in the "Low Dispersion" and "Under Supervision" categories, and the transactions value is more than 10,000 €.

Derivatives Summary

	Number of Trades	Volume	Open Interest
Index Futures	380	2,820	17,307
FTSE/Athex Large Cap	380	2,820	17,307
Stock Futures	2,687	67,446	242,627
ALPHA BANK (CR)	320	7,075	12,336
CC HBC AG (CR)	2	2	67
CORINTH PIPEWORKS SA (CR)	0	0	705
ELLAKTOR (CR)	23	98	1,517
EUROBANK ERGASIAS (CR)	577	11,444	32,479
EYDAP S.A. (CR)	6	11	244
FOLLI FOLLIE (CR)	2	4	137
GEK TERNA (CR)	14	110	7,091
GRIVALIA PROPERTIES (CR)	4	7	236
HELLENIC EXCHANGES-A.S.E. (CR)	20	56	671
HELLENIC PETROLEUM (CR)	41	86	4,279
INTRALOT (CR)	3	4	597
JUMBO SA (CR)	7	17	507
MARFIN INVESTMENT GROUP (CR)	109	1,282	32,564
METKA (CR)	31	131	582
MOTOR OIL (CR)	7	27	532
MYTILINEOS HOLDINGS (CR)	103	393	3,340
NATIONAL BANK (CR)	577	27,712	78,003
OPAP (CR)	135	587	2,899
OTE (CR)	109	287	2,484
P.P.A. S.A. (CR)	0	0	507
PIRAEUS BANK (CR)	360	17,012	50,161
PPC (CR)	209	1,022	6,284
TERNA ENERGY (CR)	0	0	1,225
TITAN CEMENT (CR)	3	7	187
VIOHALCO SA/NV (CB)	25	72	2,993
Index Options	24	186	3,206
FTSE/Athex Large Cap	24	186	3,206
Stock Options	3	45	605
ALPHA BANK (CR)	2	20	20
NATIONAL BANK (CR)	0	0	70
OPAP (CR)	1	25	300
OTE (CR)	0	0	10
PIRAEUS BANK (CR)	0	0	0
PPC (CR)	0	0	205
Total Derivatives Traded	3,094	70,497	263,745

Number of Outstanding Securities	Nominal Value	Dividends [1] 2013 2014 2015	Date of Last Coupon Dividend [2] Right	Note	Shares	Closing price	% change	Previous closing price/date	Open price	Price min	Price max	Last price	Avg price	Last Bid [7]	Last Ask [7]	P/E after	Year	Volume	Trades	Transactions Value[8]	Company Mkt Value (thou. €)	Year low	Year high	Sector[4]		
191,660,320	0.300	---	---	---	20/07/2009 29/12/2010	4817	ATTICA HOLDINGS (CR)	1.08	8.00 #	1.00	06/05/2016	1.08	1.08	1.08	1.08	2000@0.945	990@1.08	-(6)-	2015	10	1	10.80	206,993.15	0.490	1.08	5759
13,404,440	8.63	---	---	---	02/04/2001 06/03/1992	4822	IONIAN HOTELS SA (CR)	10.00	---	10.00	06/05/2016	---	---	---	---	---	42@9.99	61.83	2015	---	---	---	134,044.40	5.64	10.00	5753
2,760,000	11.83	8.5	9.3	---	23/06/2015 16/07/1990	4823	KARELIA TOBACCO CO. SA (CB)	257.40	---	257.40	06/05/2016	---	---	---	---	5@242.00	5@265.00	13.30	2015	---	---	---	710,424.00	227.20	2065.00	3785
106,980,050	2.25	---	---	---	25/07/2008 24/02/2014	5046	MINOAN LINES SA (CR)	2.40	0.84 #	2.38	06/05/2016	2.40	2.40	2.40	2.40	100@2.26	6@2.27	15.84	2015	600	10	1,440.00	256,752.12	2.00	2.45	5759
255,494,534	3.00	---	---	0.2035	15/04/2016 23/12/2015	5104	NBG PANGAEA (CR)	3.81	---	3.81	06/05/2016	---	---	---	---	120@3.86	---	19.58	2015	---	---	---	973,434.17	3.45	6.03	8671
22,996,875	1.25	---	---	---	24/06/2011 02/02/2016	5116	NEXANS HELLAS SA (CR)	1.00	17.65 #	0.850	06/05/2016	1.00	1.00	1.00	1.00	200@0.863	156@1.00	---	2015	2	1	2.00	22,996.88	0.781	1.09	2733
17,240,776	0.370	---	---	---	14/07/2005 30/09/2003	4827	PERSEUS SA (CR)	0.427	---	0.427	06/05/2016	---	---	---	---	1000@0.410	2780@0.500	3.13	2015	---	---	---	7,361.81	0.277	0.520	3577
54,888,240	1.13	0.09	---	---	25/04/2014 22/03/2006	5100	TRASTOR REAL EST. INV. CO.(CR)	0.830	---	0.830	06/05/2016	---	---	---	---	300@0.727	123@0.970	---	2015	---	---	---	45,557.24	0.611	1.25	8671

Surveillance

13,000,000	1.00	---	---	---	01/08/2007 07/04/2000	5093	AKRITAS SA (CR)	0.140	---	0.140	06/05/2016	---	---	---	---	---	10@0.112	---	2015	---	---	---	1,820.00	0.061	0.530	2353	
14,870,100	0.300	---	---	---	15/05/2008 26/09/2011	4844	ALPHA GRISSIN S.A. (CR)	0.038	---	0.038	06/05/2016	---	---	---	---	800@0.031	---	---	2015	---	---	---	565.06	0.019	0.038	9533	
2,969,713	0.300	---	---	---	02/07/2008 28/02/2011	4958	ANEK LINES SA (PR, issue '96)	0.127	---	0.127	06/05/2016	---	---	---	---	650@0.129	---	53.12	2015	---	---	---	19,231.56	0.124	0.240	5759	
312,163	0.300	---	---	---	02/07/2008 28/02/2011	4959	ANEK LINES SA (PR, issue '90)	0.422	---	0.422	06/05/2016	---	---	---	---	---	---	-(6)-	2015	---	---	---	19,231.56	0.352	1.04	5759	
185,373,016	0.300	---	---	---	02/07/2008 28/02/2011	4957	ANEK LINES SA (CR)	0.101	2.02 #	0.099	06/05/2016	0.101	0.100	0.101	0.100	0.101	5000@0.095	1137@0.100	42.25	2015	24,500	11	2,474.00	19,231.56	0.050	0.101	5759
20,255,805	0.300	---	---	---	22/08/2006 02/08/2010	4881	AXON HOLDING SA (CR)	0.008	---	0.008	06/05/2016	---	---	---	---	860@0.008	---	---	---	2015	---	---	---	162.05	0.008	0.070	4533
17,579,754	4.16	---	---	---	18/08/2006 02/08/2010	5097	BIOTER SA (CR)	0.094	---	0.094	06/05/2016	---	---	---	---	---	4000@0.112	---	---	2015	---	---	---	1,652.50	0.038	0.149	2357
4,034,950	0.680	---	---	---	01/07/2005 30/12/2010	5114	CHATZIKRANIOTIS & SONS SA (CR)	0.064	---	0.064	06/05/2016	---	---	---	---	3000@0.052	---	---	2015	---	---	---	258.24	0.061	0.119	3577	
14,173,104	0.300	---	---	---	11/08/2010 28/11/2013	5055	DIONIC (CR)	0.057	---	0.057	06/05/2016	0.057	0.057	0.057	0.057	0.057	---	2996@0.056	0.18	2015	500	2	28.50	807.87	0.024	0.058	2797
15,878,748	0.480	---	---	---	10/07/2006 22/03/2004	5095	DOMIKI KRITIS SA (CR)	0.220	6.28 #	0.207	06/05/2016	0.220	0.220	0.220	0.220	400@0.166	2943@0.220	---	2015	20	2	4.40	3,493.32	0.200	0.318	2357	
3,961,300	1.28	---	---	---	29/06/2004 03/08/2000	5080	DUROS SA (CR)	0.240	---	0.240	06/05/2016	---	---	---	---	---	10@0.192	---	---	2015	---	---	---	950.71	0.240	0.300	3763
7,085,888	1.59	---	---	---	02/07/1996 06/09/2010	4690	ELVIEMEK (CR)	3.97	---	3.97	06/05/2016	---	---	---	---	---	50@3.18	---	---	2015	---	---	---	28,130.98	3.97	3.97	8633
6,000,000	0.600	---	---	---	13/06/2008 08/04/2004	4886	EUROBROKERS S.A. (CR)	0.009	---	0.009	06/05/2016	---	---	---	---	---	---	---	---	2015	---	---	---	54.00	0.009	0.009	8534
21,820,410	0.800	---	---	---	22/05/2008 02/08/2011	4882	EUROMEDICA SA (CR)	0.006	---	0.006	06/05/2016	---	---	---	---	6000@0.006	---	---	---	2015	---	---	---	130.92	0.006	0.028	4533
110,097,185	0.300	---	---	---	04/12/2013	5033	Forthnet (CR)	0.320	-15.79	0.380	06/05/2016	0.320	0.320	0.320	0.320	2000@0.320	1220@0.380	---	2015	29	2	9.28	35,231.10	0.289	0.750	9535	
50,593,832	0.300	---	---	---	07/07/2010 07/09/2011	5113	FRIGOGLASS SA (CR)	0.207	-3.27	0.214	06/05/2016	0.210	0.202	0.210	0.207	0.207	4850@0.208	1200@0.209	---	2015	28,600	20	5,918.00	10,472.92	0.191	1.87	2757
77,376,446	0.340	---	---	---	23/05/2005 18/08/2011	5094	G.E. DIMITRIOU (CR)	0.011	---	0.011	06/05/2016	---	---	---	---	---	4573@0.011	---	---	2015	---	---	---	851.14	0.006	0.012	3722
1,270,000	0.300	---	---	---	06/07/2007 06/02/2013	5007	GIRAKIAN PROFIL SA (CB)	0.140	---	0.140	06/05/2016	---	---	---	---	---	---	---	---	2015	---	---	---	177.80	0.075	0.167	1757
1,540,000	0.600	---	---	---	08/08/1994 19/09/2000	5058	J.BOUTARIS & SON HOLD. (PB)	0.050	---	0.050	06/05/2016	---	---	---	---	---	2000@0.060	---	---	2015	---	---	---	2,217.27	0.006	0.062	3535
25,179,640	0.600	---	---	---	08/08/1994 19/09/2000	5057	J.BOUTARIS & SON HOLD. SA (CB)	0.085	13.33 #	0.075	06/05/2016	0.085	0.085	0.085	0.085	0.085	---	1246@0.085	---	2015	50	2	4.25	2,217.27	0.025	0.085	3535
7,125,216	0.650	---	---	---	01/07/2005 14/12/1999	4955	KRE.KA SA (CR)	0.094	-19.66	0.117	06/05/2016	0.094	0.094	0.094	0.094	1997@0.094	1000@0.129	---	2015	193	2	18.14	669.77	0.090	0.146	3573	
51,081,030	1.00	---	---	---	20/08/2007 03/09/2007	4912	LAVIPHARM SA (CR)	0.124	---	0.124	06/05/2016	---	---	---	---	800@0.100	4@0.123	---	2015	---	---	---	6,334.05	0.088	0.155	4577	
7,734,375	1.00	---	---	---	09/07/2007 07/01/2011	5112	LIVANIS SA (CR)	0.048	---	0.048	06/05/2016	---	---	---	---	4000@0.039	---	---	2015	---	---	---	371.25	0.048	0.148	5557	
4,419,616	1.58	---	---	---	21/07/2011 04/03/2015	4983	MEDICON S.A (CR)	0.552	---	0.552	06/05/2016	---	---	---	---	---	302@0.450	1.51	2015	---	---	---	2,439.63	0.321	0.552	4535	
20,231,328	0.600	---	---	---	15/07/2008 25/06/2004	4879	NIKAS SA (CR)	0.110	---	0.110	06/05/2016	---	---	---	---	---	252@0.100	---	---	2015	---	---	---	2,225.45	0.070	0.119	3577
14,967,940	0.500	---	---	---	21/05/2008 04/01/2008	4956	PASAL DEVELOPMENT S.A. (CR)	0.184	---	0.184	06/05/2016	---	---	---	---	---	800@0.216	---	---	2015	---	---	---	2,754.10	0.058	0.229	8633
18,750,000	0.300	---	---	---	02/07/2001 31/12/2012	4985	PEGASUS PUBLISHING S.A. (CR)	0.070	11.11 #	0.063	06/05/2016	0.070	0.070	0.070	0.070	---	84258@0.070	---	---	2015	530	2	37.10	1,312.50	0.040	0.120	5557
65,326,268	0.530	---	---	---	04/07/2007 19/07/2006	4750	SATO SA (CR)	0.017	---	0.017	06/05/2016	---	---	---	---	13400@0.015	---	---	2015	---	---	---	1,110.55	0.014	0.103	3726	

Number of Outstanding Securities	Nominal Value	Dividends [1] 2013 2014 2015	Date of Last Coupon Dividend [2]	Date of Last Coupon Right	Note	Shares	Closing price	% change	Previous closing price/date	Open price	Price min	Price max	Last price	Avg price	Last Bid [7]	Last Ask [7]	P/E after	Year	Volume	Trades	Transactions Value[8]	Company Mkt Value (thou. €)	Year low	Year high	Sector[4]				
7,914,480	0.300	---	---	---	23/06/2008	29/06/2011	4888	SFKIANAKIS SA (CR)	0.476	19.60	#	0.398	06/05/2016	0.476	0.476	0.476	0.476	0.476	317@0.365	100@0.476	---	2015	70	2	33.32	3,767.29	0.360	5.64	5379
10,186,667	1.35	---	---	---	24/06/2008	02/02/2016	4887	SIDMA SA (CR)	0.380	---	↘	0.380	06/05/2016	---	---	---	---	---	---	304@0.368	---	2015	---	---	---	3,870.93	0.096	0.380	1757
4,737,503	0.320	---	---	---	22/06/2005	22/09/2015	5115	VARANGIS AVEPE S.A. (CR)	0.300	---	↘	0.300	06/05/2016	---	---	---	---	---	---	34@0.240	---	2015	---	---	---	1,421.25	0.300	0.300	3726
16,383,428	0.300	---	---	---	25/06/2002	21/06/2013	4997	VARVARESSOS SA (CB)	0.037	---	↘	0.037	06/05/2016	---	---	---	---	---	---	---	---	2015	---	---	---	606.19	0.006	0.037	3763
13,191,620	0.620	---	---	---	04/08/2010	09/09/2002	4977	YALCO - CONSTANTINOU SA (CB)	0.046	-17.86	€	0.056	06/05/2016	0.046	0.046	0.046	0.046	0.046	598@0.046	200@0.067	---	2015	3,440	3	158.24	606.81	0.046	0.143	3722

Surveillance

1,130,180	0.440	---	---	---	20/06/2003	02/07/2014	5092	COMPUCON SA (CR)	0.007	---	↘	0.007	06/05/2016	0.007	0.007	0.007	0.007	0.007	500@0.008	---	---	2015	38	1	0.27	7.91	0.007	0.019	9537
9,567,289	0.300	---	---	---	01/07/2004	19/11/2007	5062	MARAC ELECTRONICS (CR)	0.298	---	↘	0.298	06/05/2016	---	---	---	---	---	---	14880@0.239	---	2015	---	---	---	2,851.05	0.298	0.298	9578
24,319,250	0.300	---	---	---	09/07/2002	04/07/2007	5111	PROODEFTIKH SA (CR)	0.045	-10.00	€	0.050	06/05/2016	0.045	0.045	0.045	0.045	0.045	10000@0.046	9415@0.050	---	2015	5,000	2	225.00	1,094.37	0.036	0.092	2357
766,000	1.00	---	---	---	01/07/2004	11/12/2012	4937	TRIA ALFA SA (CR)	2.59	---	↘	2.59	06/05/2016	---	---	---	---	---	---	14@2.49	---	2015	---	---	---	2,383.29	1.80	2.59	3763
245,000	1.00	---	---	---	19/07/2010	11/12/2012	4938	TRIA ALFA SA (PR)	1.63	---	↘	1.63	06/05/2016	---	---	---	---	---	---	191@1.94	---	2015	---	---	---	2,383.29	1.36	1.63	3763

Suspension Status

33,301,715	0.320	---	---	---	27/06/2003	08/07/2009	4978	AEGEK (CR)	0.043	---	↘	0.043	31/03/2016	---	---	---	---	---	---	---	---	---	---	---	---	1,431.97	0.029	0.072	2357
5,000,000	0.400	---	---	---	03/06/2009	01/09/2014	5087	ALCO HELLAS SA (CR)	0.180	---	↘	0.180	31/03/2015	---	---	---	---	---	---	---	---	---	---	---	---	900.00	0.180	0.180	1753
5,025,000	0.300	---	---	---	05/07/2005	14/03/2002	5023	ALSINCO S.A (CR)	0.043	---	↘	0.043	29/11/2013	---	---	---	---	---	---	---	---	---	---	---	---	216.08	0.043	0.043	3763
215,246,452	0.300	---	---	---	25/06/2001	24/09/2001	4446	ALTEC SA (CR)	0.012	---	↘	0.012	30/11/2015	---	---	---	---	---	---	---	---	---	---	---	---	2,582.96	0.012	0.012	9533
21,382,067	0.300	---	---	---	02/10/2006	15/02/2006	4628	ATERMON (CR)	0.120	---	↘	0.120	31/03/2010	---	---	---	---	---	---	---	---	---	---	---	---	2,565.85	0.120	0.120	5555
81,644,555	0.300	---	---	---	01/07/2008	02/09/2002	5098	ATTI - KAT SA (CR)	0.012	---	↘	0.012	29/05/2015	---	---	---	---	---	---	---	---	---	---	---	---	979.73	0.012	0.012	2357
33,930,000	0.300	---	---	---	03/07/2006	30/05/2001	4865	BABIS VOVOS SA (CR)	0.304	---	↘	0.304	30/03/2012	---	---	---	---	---	---	---	---	---	---	---	---	10,314.72	0.304	0.304	8633
20,121,710	1.21	---	---	---	27/07/1992	12/03/2003	5002	BALKAN R.E. (CR)	0.190	---	↘	0.190	29/08/2013	---	---	---	---	---	---	---	---	---	---	---	---	3,823.12	0.190	0.190	8633
21,920,570	0.300	---	---	---	03/07/2007	13/12/1999	4702	CARDASSILARIS SA (CR)	0.140	---	↘	0.140	30/11/2010	---	---	---	---	---	---	---	---	---	---	---	---	3,068.88	0.140	0.140	3577
30,159,583	0.470	---	---	---	26/06/2008	29/12/2010	5047	DIAS A/C (CR)	0.050	---	↘	0.050	26/03/2014	---	---	---	---	---	---	---	---	---	---	---	---	1,507.98	0.050	0.050	3573
3,873,120	0.300	---	---	---	07/07/2008	04/10/2012	---	DRUCKFARBEN HELLAS (CR)	0.410	---	↘	0.410	24/03/2016	---	---	---	---	---	---	---	---	---	---	---	---	1,587.98	0.410	0.550	1357
7,847,611	1.20	---	---	---	01/08/2007	28/09/2011	4939	EDRASIS - C. PSALLIDAS SA (CR)	0.150	---	↘	0.150	29/11/2012	---	---	---	---	---	---	---	---	---	---	---	---	1,177.14	0.150	0.150	2357
5,750,000	0.300	---	---	---	12/12/2008	12/12/2011	4929	ELECTRONIKI ATHINON SA (CR)	0.480	---	↘	0.480	28/09/2012	---	---	---	---	---	---	---	---	---	---	---	---	2,760.00	0.480	0.480	5375
24,605,397	0.400	---	---	---	29/06/1995	27/05/2002	4651	EMPORIKOS DESMOS SA (CR)	0.080	---	↘	0.080	31/05/2010	---	---	---	---	---	---	---	---	---	---	---	---	2,134.04	0.080	0.080	3722
1,182,903	0.400	---	---	---	01/07/1996	27/05/2002	4652	EMPORIKOS DESMOS SA (PR)	0.140	---	↘	0.140	31/05/2010	---	---	---	---	---	---	---	---	---	---	---	---	2,134.04	0.140	0.140	3722
36,748,909	0.730	---	---	---	15/12/2005	13/12/2006	5109	HEL. SUGAR INDUSTRY SA (CB)	0.075	---	↘	0.075	29/02/2016	---	---	---	---	---	---	---	---	---	---	---	---	2,756.17	0.064	0.150	3577
13,692,227	1.47	---	---	---	07/07/2006	08/10/1999	5049	HELLENIC FABRICS SA (CR)	0.117	---	↘	0.117	31/03/2014	---	---	---	---	---	---	---	---	---	---	---	---	1,601.99	0.117	0.117	3763
30,390,000	0.310	---	---	---	18/08/2008	29/12/2006	5099	HELLENIC FISHFARMING SA (CR)	0.070	---	↘	0.070	02/06/2015	---	---	---	---	---	---	---	---	---	---	---	---	2,127.30	0.070	0.070	3573
71,082,707	1.70	---	---	---	01/07/2010	21/11/2012	4820	HERACLES GEN.CEMENT CO. (CR)	1.23	---	↘	1.23	09/03/2016	---	---	---	---	---	---	---	---	---	---	---	---	87,431.73	1.23	1.23	2353
24,619,524	0.500	---	---	---	10/10/1986	30/12/2002	4914	KERAMIA-ALLATINI (CR)	0.088	---	↘	0.088	30/08/2012	---	---	---	---	---	---	---	---	---	---	---	---	2,166.52	0.088	0.088	8633
17,544,600	0.600	---	---	---	03/07/2000	01/08/2000	4868	KOYMBAS SYNERGY GROUP (CR)	0.132	---	↘	0.132	30/03/2012	---	---	---	---	---	---	---	---	---	---	---	---	2,315.89	0.132	0.132	8775
66,937,526	0.700	---	---	---	13/08/2010	21/05/2003	5003	MICHANIKI SA (CR)	0.100	---	↘	0.100	29/08/2013	---	---	---	---	---	---	---	---	---	---	---	---	9,186.78	0.100	0.100	2357
25,968,987	0.700	---	---	---	13/08/2010	21/05/2003	5004	MICHANIKI SA (PR)	0.096	---	↘	0.096	29/08/2013	---	---	---	---	---	---	---	---	---	---	---	---	9,186.78	0.096	0.096	2357
13,555,100	1.00	---	---	---	08/07/2005	---	4576	MICROLAND COMPUTERS SA (CR)	0.640	---	↘	0.640	14/07/2009	---	---	---	---	---	---	---	---	---	---	---	---	8,675.26	0.640	0.640	5379

Number of Outstanding Securities	Nominal Value	Dividends [1]			Date of Last Coupon		Note	Shares	Closing price	% change	Previous closing price/date	Open price	Price min	Price max	Last price	Avg price	Last Bid [7]	Last Ask [7]	P/E after	Year	Volume	Trades	Transactions Value[8]	Company Mkt Value (thou. €)	Year low	Year high	Sector [4]
		2013	2014	2015	Dividend [2]	Right																					
255,459,600	0.300	---	---	---	26/06/2000	03/12/2010	5101	NEL SA (CR)	0.070	---	0.070	31/08/2015	---	---	---	---	---	---	---	---	---	---	---	17,882.17	0.070	0.070	5759
23,463,874	0.800	---	---	---	23/05/2003	21/12/1999	4918	NEORION SA (CR)	0.125	---	0.125	30/08/2012	---	---	---	---	---	---	---	---	---	---	---	2,932.98	0.125	0.125	2753
20,210,127	1.53	---	---	---	27/06/1997	20/03/2000	5061	PARNASSOS ENTERP. (CR)	0.070	---	0.070	30/05/2014	---	---	---	---	---	---	---	---	---	---	---	1,414.71	0.070	0.070	8775
40,946,303	0.360	---	---	---	18/07/2005	27/11/2007	5089	PC SYSTEMS SA (CR)	0.006	---	0.006	31/03/2016	---	---	---	---	---	---	---	---	---	---	---	245.68	0.006	0.014	9533
25,583,146	0.300	---	---	---	25/06/2001	03/12/2008	4723	PETZETAKIS SA (CR)	0.260	---	0.260	28/01/2011	---	---	---	---	---	---	---	---	---	---	---	6,651.62	0.260	0.260	1357
9,550,386	0.500	---	---	---	01/07/1997	12/06/2008	4626	PRAXITELIO SA (CR)	0.390	---	0.390	31/03/2010	---	---	---	---	---	---	---	---	---	---	---	4,430.09	0.390	0.390	4533
1,306,368	0.500	---	---	---	01/07/1997	12/06/2008	4627	PRAXITELIO SA (PR)	0.540	---	0.540	31/03/2010	---	---	---	---	---	---	---	---	---	---	---	4,430.09	0.540	0.540	4533
26,408,040	0.320	---	---	---	03/07/2000	18/12/2007	4548	SAOS (CR)	1.56	---	0.780	# 31/03/2009	---	---	---	---	---	---	---	---	---	---	---	40,040.74	1.56	1.56	2773
60,221,300	0.300	---	---	---	01/07/1997	26/05/1999	4464	SHEET STEEL SA (CR)	0.120	---	0.120	28/11/2008	---	---	---	---	---	---	---	---	---	---	---	3,168.96	0.120	0.120	1757
60,221,300	0.400	---	---	---	01/07/2002	01/11/2010	5022	SHELMAN SA (CR)	0.080	---	0.080	29/11/2013	---	---	---	---	---	---	---	---	---	---	---	4,817.70	0.080	0.080	2353
29,060,950	0.340	---	---	---	20/08/2007	24/10/2001	5088	SPIDER METAL INDUSTRY SA (CR)	0.008	---	0.008	31/03/2015	---	---	---	---	---	---	---	---	---	---	---	232.49	0.008	0.008	2757
144,688,060	0.600	---	---	---	21/04/2008	10/03/2010	4982	T BANK (CR)	0.048	---	0.052	# 29/11/2011	---	---	---	---	---	---	---	---	---	---	---	6,945.03	0.048	0.048	8355
6,523,780	0.530	---	---	---	01/07/2002	06/03/2001	4971	TECHNICAL PUBLICATIONS SA (CR)	0.006	---	0.006	31/05/2013	---	---	---	---	---	---	---	---	---	---	---	39.14	0.006	0.006	5557
151,189,500	0.300	---	---	---	16/07/2009	11/02/2016	5110	TELETIPOS SA (CR)	0.060	---	0.060	07/03/2016	---	---	---	---	---	5@0.048	---	---	---	---	---	9,071.37	0.054	0.070	5553
13,920,000	0.320	---	---	---	19/11/2001	01/08/2000	4726	TEXAPRET SA (CR)	0.080	---	0.080	28/02/2011	---	---	---	---	---	---	---	---	---	---	---	1,113.60	0.080	0.080	3763
510,840	1.00	---	---	---	15/07/2008	21/11/2013	5036	TROPEA HOLDING (CR)	2.00	---	0.020	# 30/03/2012	---	---	---	---	---	---	---	---	---	---	---	1,021.68	2.00	2.00	3722
284,465,964	3.70	---	---	---	20/06/2008	15/06/2009	4913	TT HELLENIC POSTBANK (CR)	0.168	---	0.239	# 29/08/2012	---	---	---	---	---	---	---	---	---	---	---	47,790.28	0.168	0.168	8355
89,616,200	0.300	---	---	---	21/08/2000	28/06/2007	4616	UNITED TEXTILES (CR)	0.050	---	0.050	24/02/2010	---	---	---	---	---	---	---	---	---	---	---	4,480.81	0.050	0.050	3763
71,683,906	0.400	---	---	---	15/06/2005	05/02/2008	4953	XATZIOANNOU (CR)	0.026	---	0.026	28/03/2013	---	---	---	---	---	---	---	---	---	---	---	1,863.78	0.026	0.026	3763

Shares' Notes

Code	Note text
()	- Adjusted dividends.
*	- Last adjusted closing price.
[1]	- Net dividends.
[2]	- The "Date of Last Coupon" for New listings refers to the date company's stocks started to trade in Athex
[3]	- The Company Market Value is referred to the number of outstanding shares
[4]	- Sectors codification can be found in Appendix A
[5]	- The Market Value refers to the total number of shares listed (including their several classes) in the exchange by the company.
[6]	- P/E greater than 100
[7]	- Last view of the Order Book before the end of the trading session
[8]	- All Blocks Methods' Transactions Value are included.
4446	- Transfer to the "Under Supervision" Category as of 20/10/2008.
4464	- Suspension of trading as of 1/12/2008.
4548	- Suspension of trading as of 1/4/2009.
4576	- Suspension of trading as of 14/7/2009.
4616	- Suspension of trading as of 25/2/2010.
4626	- Suspension of trading as of 1/4/2010.
4627	- Suspension of trading as of 1/4/2010.
4628	- Suspension of trading as of 1/4/2010.
4651	- Suspension of trading as of 1/6/2010.
4652	- Suspension of trading as of 1/6/2010.
4690	- Transfer to Surveillance category as of 4/4/2006.
4702	- Suspension of trading as of 1/12/2010.
4723	- Suspension of trading as of 31/1/2011.
4726	- Suspension of trading as of 1/3/2011.
4750	- Transfer to the "Under Surveillance Category" from 8/4/2011.
4795	- The final gross (pre-tax) dividend is € 0.30 per share and subject to withholding tax on the full dividend amount, i.e. 0.45 per share, for those shareholders liable to withholding tax, in accordance with the applicable tax law provisions.
4814	- Transfer to the Low Dispersion Category as of 30/5/2011.
4815	- Transfer to the Low Dispersion Category as of 30/5/2011.
4816	- Transfer to the Low Dispersion Category as of 30/5/2011.
4817	- Transfer to the Low Dispersion Category as of 30/5/2011.
4820	- Transfer to the Low Dispersion category as of 18/4/2008.
4822	- Transfer to the Low Dispersion category as of 30/5/2011.
4823	- Transfer to the Low Dispersion category as of 4/4/2006.
4827	- Transfer to the Low Dispersion category as of 5/5/2010.
4844	- Transfer to the Surveillance category from 8/4/2011.
4857	- The 793,906,274 new (CR) shares, resulting from the recent share capital increase through a rights issue, are not yet admitted to trading on the ATHEX.
4865	- Suspension of trading as of 2/4/2012.
4868	- Suspension of trading as of 2/4/2012.
4879	- Transfer to the Surveillance Category as of 10/4/2012.
4881	- Transfer to the Surveillance Category as of 10/4/2012.
4882	- Transfer to the Surveillance Category as of 10/4/2012.
4886	- Transfer to the Surveillance Category as of 10/4/2012.
4887	- Transfer to the Surveillance Category as of 10/4/2012.
4888	- Transfer to the Surveillance Category as of 10/4/2012.
4912	- Transfer to the Surveillance Category as of 31/7/2012.
4913	- Suspension of trading as of 30/8/2012.
4914	- Suspension of trading as of 31/8/2012.
4918	- Suspension of trading as of 31/8/2012.
4929	- Suspension of trading as of 1/10/2012.
4937	- Transfer to the UNDER DELETION category as of 30/11/2012.
4938	- Transfer to the UNDER DELETION category as of 30/11/2012.

Shares' Notes

Code	Note text
4939	- Suspension of trading as of 30/11/2012.
4953	- Suspension of trading as of 2/4/2013.
4955	- Transfer to the Surveillance Category as from 5/4/2013.
4956	- Transfer to the Surveillance Category as from 5/4/2013.
4957	- Transfer to the Surveillance Category as from 5/4/2013.
4958	- Transfer to the Surveillance Category as from 5/4/2013.
4959	- Transfer to the Surveillance Category as from 5/4/2013.
4971	- Suspension of trading as of 3/6/2013.
4977	- Transfer to the "Under Surveillance Category" from 11/6/2013.
4978	- Transfer to the Under Supervision Category as of 11/6/2013.
4982	- Suspension of trading as of 1/12/2011.
4983	- Transfer to the Surveillance Category as of 5/4/2013.
4985	- Transfer to the "Under Surveillance Category" from 8/4/2011.
4997	- Transfer to the Under Supervision Category as of 21/12/2009. - The 6,870,053 new (CB) shares, resulting from the recent share capital increase through a rights issue, are not yet admitted to trading on the ATHEX.
5002	- Suspension of trading as of 30/08/2013.
5003	- Suspension of trading as of 30/08/2013.
5004	- Suspension of trading as of 30/08/2013.
5007	- Transfer to the Surveillance category, as of 11/10/2013.
5022	- Suspension of trading as of 2/12/2013.
5023	- Suspension of trading as of 2/12/2013.
5031	- The 612,300 new (CR) shares, resulting from the recent share capital increase through a rights issue, are not yet admitted to trading on the ATHEX.
5033	- Transfer to the Surveillance Category as of 25/11/2011. The 97,144,575new (CR) shares, resulting from the recent share capital increase through a rights issue, are not yet admitted to trading on the ATHEX.
5036	- The company's share is under suspension of trading as of 2/4/2012. During suspension, the company proceeded and concluded a share reverse split, according to which - after the conclusion of the corporate action - the total number of the company's shares, as well as, the last closing price of 30/03/2012 were adjusted.
5046	- Transfer to the Low Dispersion category as of 8/4/2011.
5047	- Suspension of trading as of 27/3/2014.
5049	- Under suspension of trading as of 1/4/2014.
5055	- Transfer to the Surveillance Category as of 10/4/2014.
5057	- Transfer to the Surveillance Category as of 29/12/2011.
5058	- Transfer to the Surveillance Category as of 29/12/2011.
5061	- Suspension of trading as of 2/6/2014.
5062	- Transfer to the UNDER DELETION category as of 4/6/2014.
5080	- Suspension of trading as of 6/9/2011.
5087	- Suspension of trading as of 1/4/2015.
5088	- Suspension of trading as of 1/4/2015.
5089	- Transfer to the Surveillance Category as of 8/4/2015.
5092	- Transfer to the UNDER DELETION category as of 8/4/2015.
5093	- Transfer to the Surveillance Category as of 8/4/2015.
5094	- Transfer to the Surveillance Category as of 8/4/2015.
5095	- Transfer to the Surveillance Category as from 9/4/2015.
5097	- Transfer to the Surveillance Category as of 10/4/2012.
5098	- Suspension of trading as of 2/6/2015.
5099	- Suspension of trading as of 3/6/2015.
5100	- Transfer to the Low Dispersion Category as of 24/6/2015.
5101	- Suspension of trading as of 1/9/2015.
5103	- The 2,495,784,996 new (CR) shares, resulting from the recent share capital increase through a rights issue, are not yet admitted to trading on the ATHEX.
5104	- Transfer to the "Low Dispersion" Category as of 31/10/2014. Change of the company name from "MIG REAL ESTATE R.E.I.C." to "NBG PANGAEA R.E.I.C." as of 30/12/2015.
5109	- Suspension of trading as of 01/03/2016.
5110	- Suspension of trading as of 08/03/2016.
5111	- Transfer to the Under Deletion Category as of 15/04/2016.
5112	- Transfer to the Surveillance Category as of 15/04/2016.

Shares' Notes

Code	Note text
5113	- Transfer to the Surveillance Category as of 15/04/2016.
5114	- Transfer to the Surveillance Category as of 15/04/2016.
5115	- Transfer to the Surveillance Category as of 15/04/2016.
5116	- Transfer to the Low Dispersion Category as of 20/4/2016.

Securities Blocks Details

Securities	Block Volume	Price	Block Trade Value	Time of approval	Note
OTE (CR)	143,635	8.65	1,242,442.75	12:01:28	20
NATIONAL BANK (CR)	40,000	0.271	10,840.00	13:28:04	14
EUROBANK ERGASIAS (CR)	895,226	0.874	782,427.52	15:00:23	20
OTE (CR)	137,600	8.74	1,202,624.00	15:23:33	20
OTE (CR)	31,200	8.73	272,376.00	15:34:13	20
ALPHA BANK (CR)	700,000	2.16	1,508,500.00	16:28:59	20
ALPHA BANK (CR)	300,000	2.16	646,500.00	16:33:19	20
PIRAEUS BANK (CR)	3,600,000	0.275	988,200.00	16:43:36	20
BANK OF CYPRUS (CR)	400,000	0.155	62,120.00	16:51:06	18
EUROPEAN RELIANCE INSUR. (CR)	650,000	1.40	910,000.00	17:10:12	20

Blocks Notes

- 9 - Method 6-1 / Special Fees
- 10 - Method 6-1 / Special Fees, SDS
- 14 - Method 6-3 / Settlement, Incomplete Buy and Sell
- 18 - Method 6-2 / SPOT 1
- 19 - Method 6-2 / SPOT 2
- 20 - Method 6-1 and Method 6-1 Same Day Settlement
- 21 - Other Pre-agreed

Shares Rights Details

Occured date	Exercise from	Exercise until	Trading until	Rights	Price min	Price max	Closing price	Last Bid	Last Ask	Volume	Trades	Transactions Value
--------------	---------------	----------------	---------------	--------	-----------	-----------	---------------	----------	----------	--------	--------	--------------------

No Rights Transactions.

Shares Forced Sales

Securities	Transaction s Volume	Number of Trades	Transactions Value	Note
------------	-------------------------	---------------------	-----------------------	------

No Forced Transactions.

Forced Sales Notes

- 1 - Normal Forced Sale.
- 2 - Forced Sales of Fixed Registered Shares.
- 3 - Forced Sales of Remaining Stock Fractions.

Forced Sales Registered Shares

Securities	Start Date	End Date	Initial Volume	Remaining Volume	Date	Avg price (day)	Avg price (period)	Number of Trades	Transactions Volume	Transactions Value
------------	------------	----------	----------------	------------------	------	-----------------	--------------------	------------------	---------------------	--------------------

No Fixed Registered Shares Forced Sales.

Forced Sales Notes

According to Decision 1/380/04.05.2008 of the Hellenic Republic Capital Market Commission, the certificated registered shares that have not been deposited to the issuer for dematerialisation, will be auctioned in the Athens Exchange by the supervising issuer. Forced sales procedure is held according to Article 99A of the Athens Exchange Rulebook. The average price of the period is calculated by dividing the Total transactions value by the Total volume and includes all the transactions made until the current date.

Exchange Traded Funds (ETFs) Characteristics

	Transactions Date (T)	Creation / Redemption	Units (T-1)	New Units (T-1)	Redemption Units (T-1)	Units (T) [1]	Fund Assets [2]	Net Unit Price	Dividend per	Dividend Date
NBGAM ETF ΓΔ Χ.Α.	09/05/2016	25,000	294,878	---	---	294,878	2,085,546.00	7.0726	---	27/10/2011
ALPHA ETF FTSE Athex Large Cap	09/05/2016	50,000	6,030,903	---	---	6,030,903	10,238,170.00	1.6976	0.06	03/08/2015
NBGAM ETF GREECE & TURKEY 30	09/05/2016	25,000	388,550	---	---	388,550	2,175,965.00	5.6002	---	27/10/2011

ETFs Notes

[1] - Units (T) = Units (T-1) + New Units (T-1) - Redemption Units (T-1)

[2] - The Creation / Redemption Units of T-1 are included.

Corporate Bonds

Num Listed Bonds	Nominal price	Issue price	Today's Rate	Exp. Date	Duration (years)	Note	Coupon attached		Trading	Corporate Bonds	Price min	Price max	Closing price	Previous closing price/date	Volume	Transactions Value	Last order			ear min	Year max	
							Common	Preferred									Price	Buy / Sell	Date			
1,794,284	13.76	9.77	0.00	21/10/2025	18	---	---	---	1	NIREUS S.A. (Convertible to CR shares)	---	---	---	100.0000	11/04/2016	---	---	11.0000	B	17/11/2014	12.0000	150.0000
212,237,880	1.00	1.00	6.30	29/07/2020	7	---	12	---	1	MARFIN INVESTMENT GROUP S.A. SERIES B (BOND)	---	---	---	0.8500	23/08/2013	---	---	1.0000	B	28/11/2014	0.8500	0.8500
163,076,727	1.00	1.00	7.00	29/07/2019	6	---	12	---	1	MARFIN INVESTMENT GROUP S.A. SERIES A (BOND)	---	---	---	1.0000	23/08/2013	---	---	1.0000	B	28/11/2014	1.0000	1.0000

Corporate Bonds Notes

Transactions Volume = (Pieces) * (Nominal Price). Transactions Value = (Pieces) * (Nominal Price) * (price %) + (Accrued interest).

The price of a Bond is stated as a percentage (%) of Bond's Nominal Price.

Nominal Price in Euros (€), except if it is noted differently.

Government Bonds

Number Listed Bonds	Nominal price	Today's Rate	Accrued Interest Calc	Exp. Date [1]	Duration (years)	Note	Coupons Date	Curr. coupon value	Trading Unit	Government Bonds	Price min	Price max	Closing price	Previous closing price/date	Volume	Transactions Value	Price	Last order Buy / Sell	Date
1,792,455,803	1.00	4.30	Actual/Actual	24/02/2023	11	---	24/02	4.30	1	GGB-FXD-240223-11Y-2.000-1.00	---	---	---	10.0000 22/06/2015	---	---	---	---	---
1,771,485,249	1.00	4.30	Actual/Actual	24/02/2024	12	---	24/02	4.30	1	GGB-FXD-240224-12Y-2.000-1.00	---	---	---	10.0000 22/06/2015	---	---	---	---	---
1,744,316,583	1.00	4.30	Actual/Actual	24/02/2025	13	---	24/02	4.30	1	GGB-FXD-240225-13Y-2.000-1.00	---	---	---	10.0000 22/06/2015	---	---	---	---	---
1,498,761,836	1.00	4.30	Actual/Actual	24/02/2026	14	---	24/02	4.30	1	GGB-FXD-240226-14Y-2.000-1.00	---	---	---	10.0000 22/06/2015	---	---	---	---	---
1,469,952,920	1.00	4.30	Actual/Actual	24/02/2027	15	---	24/02	4.30	1	GGB-FXD-240227-15Y-2.000-1.00	---	---	---	10.0000 22/06/2015	---	---	---	---	---
1,525,434,082	1.00	4.30	Actual/Actual	24/02/2028	16	---	24/02	4.30	1	GGB-FXD-240228-16Y-2.000-1.00	---	---	---	10.0000 22/06/2015	---	---	---	---	---
1,503,860,546	1.00	4.30	Actual/Actual	24/02/2029	17	---	24/02	4.30	1	GGB-FXD-240229-17Y-2.000-1.00	---	---	---	10.0000 22/06/2015	---	---	---	---	---
1,435,418,132	1.00	4.30	Actual/Actual	24/02/2030	18	---	24/02	4.30	1	GGB-FXD-240230-18Y-2.000-1.00	---	---	---	10.0000 22/06/2015	---	---	---	---	---
1,368,045,727	1.00	4.30	Actual/Actual	24/02/2031	19	---	24/02	4.30	1	GGB-FXD-240231-19Y-2.000-1.00	---	---	---	10.0000 22/06/2015	---	---	---	---	---
1,373,758,194	1.00	4.30	Actual/Actual	24/02/2032	20	---	24/02	4.30	1	GGB-FXD-240232-20Y-2.000-1.00	---	---	---	10.0000 22/06/2015	---	---	---	---	---
1,452,639,893	1.00	4.30	Actual/Actual	24/02/2033	21	---	24/02	4.30	1	GGB-FXD-240233-21Y-2.000-1.00	---	---	---	10.0000 22/06/2015	---	---	---	---	---
1,410,344,954	1.00	4.30	Actual/Actual	24/02/2034	22	---	24/02	4.30	1	GGB-FXD-240234-22Y-2.000-1.00	---	---	---	10.0000 22/06/2015	---	---	---	---	---
1,444,202,190	1.00	4.30	Actual/Actual	24/02/2035	23	---	24/02	4.30	1	GGB-FXD-240235-23Y-2.000-1.00	---	---	---	10.0000 22/06/2015	---	---	---	---	---
1,505,138,031	1.00	4.30	Actual/Actual	24/02/2036	24	---	24/02	4.30	1	GGB-FXD-240236-24Y-2.000-1.00	---	---	---	10.0000 22/06/2015	---	---	---	---	---
1,396,254,095	1.00	4.30	Actual/Actual	24/02/2037	25	---	24/02	4.30	1	GGB-FXD-240237-25Y-2.000-1.00	---	---	---	10.0000 22/06/2015	---	---	---	---	---
1,382,167,704	1.00	4.30	Actual/Actual	24/02/2038	26	---	24/02	4.30	1	GGB-FXD-240238-26Y-2.000-1.00	---	---	---	10.0000 22/06/2015	---	---	---	---	---
1,337,331,257	1.00	4.30	Actual/Actual	24/02/2039	27	---	24/02	4.30	1	GGB-FXD-240239-27Y-2.000-1.00	---	---	---	10.0000 22/06/2015	---	---	---	---	---
1,371,908,706	1.00	4.30	Actual/Actual	24/02/2040	28	---	24/02	4.30	1	GGB-FXD-240240-28Y-2.000-1.00	---	---	---	10.0000 22/06/2015	---	---	---	---	---
1,360,659,778	1.00	4.30	Actual/Actual	24/02/2041	29	---	24/02	4.30	1	GGB-FXD-240241-29Y-2.000-1.00	---	---	---	10.0000 22/06/2015	---	---	---	---	---
1,432,747,403	1.00	4.30	Actual/Actual	24/02/2042	30	---	24/02	4.30	1	GGB-FXD-240242-30Y-2.000-1.00	---	---	---	10.0000 22/06/2015	---	---	---	---	---
742,153	1,000.00	0.93	FLR Actual/360	10/08/2019	5	---	10/02 - 10/08	---	1	GGB-FLT-100819-05Y-0.934-1.000	---	---	---	---	---	---	---	---	---
4,030,827	1,000.00	4.75	Actual/Actual	17/04/2019	5	---	17/04	4.75	1	GGB-FXD-170419-05Y-4.750-1.000	---	---	---	---	---	---	---	---	---
2,089,066	1,000.00	3.38	Actual/Actual	17/07/2017	3	---	17/07	3.38	1	GGB-FXD-170717-03Y-3.375-1.000	---	---	---	---	---	---	---	---	---

Government Bonds Notes

Transactions Volume = (Pieces) * (Nominal Price). Transactions Value = (Pieces) * (Nominal Price) * (price %) + (Accrued interest).

The Value of current coupon for the issues with NV 0.01 euro refers to NV 100 euros

FLR: Floating Interest Rate.

[1] - The Expiration Date of the interest bearing period and the Date for coupon payment.

Bonds in Circulation	Currency / Min nominal traded Value	Coupons Payment Date	Current Coupon Value	Note	Coupon Attached	Trading Unit	Issue Date	Duration (years)	Today's Interest	A.I.C in days	Bonds	Last price of previous days	Last Outcry in Cash (euro) Price	Buy / Sell	Date	Trades in Pieces	Life min	Life Max	
Bonds of International Organizations																			
1,000,000	EUR / 1000	21/07	---	---	10	1	21/07/2006	10	5.0 FLR	360	EUROPEAN INVESTMENT BANK BOND	97.50	16/04/2007	---	---	---	---	---	
Corporate Bonds in Foreign Currency and Euro																			
103,746	GBP / 10	01/12	0.25	---	57	1	01/12/1930	98	2.5	360	National Mortgage Bank	2.27	05/02/1996	2.27	S	05/02/1996	---	2.27	2.27
0	GBP / 10	01/12	0.25	---	59	1	01/12/1928	100	2.5	360	National Mortgage Bank	---	---	---	---	---	---	---	---

Government Bonds Notes

A.I.C: Accrued Interest Calculation base.

FLR: Floating Interest Rate.

The minimum tradeable Nominal Value for all Demeterialised Government Titles is 100 Euros.

Athex & ATHEXClear Members List

Member Name	Stock Market			Derivatives Market		ATHEXClear Member				
	Address	Phone	Fax	Market Member	Remote Member	Market Maker	Proprietary	Market Maker	General Clearing	Direct Clearing
A. SARRIS SECURITIES S.A.				a						
6, DRAGATSANIOU ATHINA	+30 2103367700	210-3312324								
ALPHA FINANCE INVESTMENT SERVICES S.A.				a		a	a	a		a
5, MERLIN ATHINA	+30 2103677400	210-33311193								
ALPHA BANK A.E.									a	
40, STADIOU STR ATHINA	(210)-3265546	(210)-3265811								
103, AVE. ATHINON ATHINA	+30 2103436820	210-3436270								
40, STADIOU STR ATHINA	(210)-3260000	(210)-3264116								
ARGUS STOCKBROKERS LTD				a	a		a			
25, AVENUE DEMOSTHENI SEVERI NICOSIA	+357 22717000	0035722717070								
ATLANTIC SECURITIES LIMITED				a	a					
37, PRODROMOU NICOSIA	+357 22445400	00357 22661914								
ATLAS SECURITIES S.A.				a			a			
, 125 MICHALAKOPOULOU & 14-16 VERVENON ATHINA	+30 2103363300	210-3238925								
ATTICA BANK S.A.									a	
54, AKADIMIAS STR. ATHINA	(210)-3390757	(210)-3646090								
23, OMIROU ATHINA	+30 2103669261	210-3669265								
23, OMIROU STR. ATHINA	(210)-3669000	(210)-3669410								
AXIA VENTURES GROUP LTD				a	a					
, KRANIDIOTI 10, OFFICE 102 NICOSIA	+357 227242000	357 22742001								
AXON SECURITIES S.A.				a			a			
48, STADIOU ATHINA	+30 2103363800	210-3243903								
BANK OF AMERICA MERRILL LYNCH				a	a					
2, KING EDWARD STREET LONDON	+44 20276281000									
BETA SECURITIES S.A.				a		a	a	a		a
29, ALEXANDRAS AVEN. & VRAILA ATHINA	+30 2106478900	210-6410139								
BNP PARIBAS SECURITIES SERVICES S.A.									a	
, VASILISSIS SOFIAS 94 & KERASOUNTOS 1 ATHINA	+30 2107468500	210-7468579-581								
CAPITAL SECURITIES S.A.				a			a			
58, MITROPOLEOS ATHINA	+30 2103369700	+30 210 3369820								
CFS SECURITIES-INVESTMENT SERVICES S.A.				a						
6, DRAGATSANIOU ATHINA	+30 2103360800	+30 210-3360980								
CITIGROUP GLOBAL MARKET LTD				a	a					
1, CITIGROUP CENTER, CANADA SQ., CANARY WHARF LONDON	+44 02079864000									
CREDIT SUISSE SECURITIES (EUROPE) LIMITED				a	a					
, ONE CABOT SQUARE LONDON	+44 2078888888									
CYCLOS SECURITIES S.A.				a			a			a
39, PANEPISTIMIOU ATHINA	+30 2103364300	+30 210-3239122								
D.A. TSEKOURAS SEC. S.A.				a						
33, STADIOU ATHINA	+30 2103245100	210-3211997								
DELTASTOCK AD										a
115, MEGAPARK OFFICE BUILDING, OFFICE AREA E, G TSARIGRADSKO BULVARA 115051	+35928115051	+35928115049								
DEUTSCHE BANK S.A.				a	a		a			
1, GREAT WINCHESTER STREET LONDON	+44 20 754 54209	00441133361437								
DYNAMIC SECURITIES S.A.				a			a			a
8, OMIROU ATHINA	+30 2103677700	210-3677777								
EL. PETROPOULAKIS SECURITIES S.A.				a			a			
9, ARISTEIDOU ATHINA	+30 2103213928	+30 210-3216810								
ESTINVEST S.A.										a
9, TH REPUBLICII STREET FOCSANI	+40 237238900	+40 237237471								
EUROBANK ERGASIAS S.A.									a	
8, OTHONOS STR. ATHINA	(210)-3337969	(210)-3245916								
	(210)-3337000	(210)-3233866								
8, OTHONOS ATHINA	+30 2103337000	210-3245916								
EUROBANK SECURITIES INVESTMENT FIRM S.A				a		a	a	a		a
, FILELLINON 10 & XENOFONTOS 13 ATHINA	+30 2103720000	210-3720001								
EUROCORP SECURITIES S.A.				a			a			a
14, SQ.FILIKIS ETAIRIAS ATHINA	+30 2107263500	210-7263666								
EUOTRUST BROKERAGE S.A.				a						
113, SEVASTOUPOLEOS ATHINA	+30 2103363100	+30 210-3238334								
EUROXX SECURITIES S.A.				a		a	a	a		a
7, PALEOLOGOU CHALANDRI	+30 2106879400	210-6879401								
7, PALAIOLOGOU CHALANDRI	(210)-6879400	(210)-6879401								

Athex & ATHEXClear Members List

Member Name	Stock Market			Derivatives Market		ATHEXClear Member				
	Address	Phone	Fax	Market Member	Remote Member	Market Maker	Proprietary	Market Maker	General Clearing	Direct Clearing
G. A. PERVANAS SECURITIES-INVESTMENT SERVICES CO S.A.				a						
7-9, SOFOKLEOUS ATHINA	+30 2103727200	210-3210-291								
GLOBAL CAPITAL SECURITIES AND FINANCIAL SERVICES LTD				a	a					
, AVE. ARCHIEPISKOPOU MAKARIOU NICOSIA	+357 22710710	357 22339332								
GUARDIAN TRUST SECURITIES S.A				a			a			
31, ERMOU ATHINA	+30 2103378700	210-3220498								
HELLENIC BANK (INVESTMENTS) LTD				a	a					
, AVE. KYRIAKOU MATSI 31 - PO BOX 24747 NICOSIA	+357 22500100	357 22500110								
HELLENICAMERICAN SEC. S.A.				a		a	a			a
27, ANDREA PAPANDEOU ATHINA	+30 2103311100	+30 210-3215968								
HSBC BANK PLC									a	
109-111, AVE. MESOGION ATHINA	+30 2106960000	210-6928000								
INDEX SECURITIES S.A.				a						
6, DRAGATSANIOU ATHINA	+30 2103213920	+30 210-3213216								
INTERFINBROK CORPORATION S.A.										a
1, STR.CALARASI NR. CONSTANTA	+40 241639071	0241-547829								
INVESTMENT BANK OF GREECE S.A.				a		a	a		a	
32 , EGIALIAS & PARADISOU MAROUSI	+30 2108173111	+30 210-6896325								
J. CHR. MAVRIKIS SECURITIES S.A.				a						
5, SOFOKLEOUS ATHINA	+30 2103216730	210-3217767								
KAPPA SECURITIES S.A.				a			a			
15, VALAORITOU ATHINA	+30 2103678600	+30 210-3641002								
KARAMANOF SECURITIES-INV. SERVICES S.A.				a			a			
2, SQ. AGION THEODORON ATHINA	+30 2103212947	+30 210-3217088								
LAIKI FINANCIAL SERVICES LTD					a					
26, AVE. VYRONOS NICOSIA	357 22367367	357 22718567								
LEON DEPOLAS SECURITIES S.A.				a		a	a			
1, CHRISTOU LADA ATHINA	+30 2103213276	+30 210-3211618								
MAGNA TRUST SECURITIES S.A				a						
5, GEORGE ATHINA	+30 2103800820	210-3220910								
MEGA EQUITY SECURITIES-FINANCIAL SERVICES LTD				a	a		a			
42-44, AVE. GRIVA DIGENI NICOSIA	+357 22711711	357 22711811								
MERIT SECURITIES S.A				a		a	a			a
3, GEORGIU SOURI ATHINA	+30 2103671890	210-3671830								
MIDAS BROKERAGE S.A.				a		a				
5, SOFOKLEOUS ATHINA	+30 2141008800	+30 210-3253205								
N. CHRYSOCHOIDIS STOCK BROKERAGE I.S.S.A.				a			a			a
7-9, SOFOKLEOUS ATHINA	+30 2103213913	+30 210-3216115								
NATIONAL BANK OF GREECE S.A.				a			a		a	
68, AKADIMIAS STR. ATHINA	(210)-3328817	(210)-3328678								
86, AIOLOU STR. ATHINA	(210)-3341000	(210)-3228187								
NATIONAL SECURITIES S.A				a		a	a	a		
91, MICHALAKOPOULOU ATHINA	+30 2107720000	+30 210-7720002								
NUNTIUS SECURITIES S.A				a						
6, DRAGATSANIOU ATHINA	+30 2103350599	+30210-3254846								
ONE PLUS CAPITAL LIMITED				a	a		a			
, 75 PRODROMOU AVENUE, ONEWORLD PARKVIEW HOUSE, 3RD FLOOR, Nicosia	+357 22873760									
PANTELAKIS SECURITIES S.A.				a			a			
57, ETHNIKIS ANTISTASIS B CHALANDRI	+30 2106965000	210-6929550								
PEGASUS BROKERAGE FIRM S.A				a			a			
17 , VALAORITOU & AMERIKIS ATHINA	+30 2103670700	+30 210-3670760								
PIRAEUS BANK S.A.				a			a		a	
4, AMERIKIS STR. ATHINA	(210)-3335000	(210)-3335079								
4, AMERIKIS STR ATHINA	(210)-3335918	(210)-3254207								
4, AMERIKIS ATHINA	+30 2103335000	210-3335079								
PIRAEUS SECURITIES S.A.				a		a	a	a		a
5, KORAI ATHINA	+30 2103354100	210-3354170								
PRELIUM SECURITIES-INVESTMENT SERVICES S.A.				a			a			
1 , DAVAKI & KIFISIAS AVE. ATHINA	+30 2103677000	+30 210-6926403								
PROCHOICE SECURITIES LTD				a	a					
57, SPYROU KYPRIANOY NICOSIA	+357-24-661192	+357-24-662464								
SHARELINK SECURITIES-FINANCIAL SERVICES LTD				a	a		a			
6 , THEOTOKI MEGARO ELLINA NICOSIA	+357 22554200	+357 22750852								

Athex & ATHEXCclear Members List

Member Name			Stock Market			Derivatives Market		ATHEXCclear Member	
Address	Phone	Fax	Market Member	Remote Member	Market Maker	Proprietary	Market Maker	General Clearing	Direct Clearing
SOCIETE GENERALE S.A.			a	a		a			
, 17 COURS VALMY 92987 PUTEAUX - LA DEFENSE PARIS									
+33 157290504 +33142138697									
SOLIDUS SECURITIES S.A			a			a			a
64, LOUIZIS RIANCOUR ATHINA									
+30 2106900600 210-6985421									
SSIF BRK FINANCIAL GROUP S.A.									a
119, CALEA MOTILOR NAPOCA									
+40 364401709 0040364401710									
SSIF VIENNA INVESTMENT TRUST S.A.									a
, 4 SPLAIUL UNIRII, BUILDING B3 BUCHAREST									
+40 212074880 004 021 207 48 98									
ST. EM. LAVRENTAKIS SECURITIES S.A.			a			a			
7-9, SOFOKLEOUS ATHINA									
+30 2103213336 +30 210-3246572									
THE CYPRUS INVESTMENT & SECURITIES CORPORATION LTD			a	a					
154, LIMASSOL AVENUE, STROVOLOS NICOSIA									
+357 22121700 357 22338800									
UBS LIMITED			a	a					
1, FINSBURY AVENUE LONDON									
+44 2075687135									

List of Stocks under Market Making operations

Securities	Stock Category
Market Maker	Start Market Making
FRIGOGLASS SA (CR)	Surveillance
EUROBANK SECURITIES INVESTMENT FIRM S.A.	27/10/2014
ALPHA BANK (CR)	Main Market
ALPHA FINANCE INVESTMENT SERVICES S.A.	29/02/2016
EUROBANK SECURITIES INVESTMENT FIRM S.A.	24/10/2012
INVESTMENT BANK OF GREECE S.A.	08/01/2013
LEON DEPOLAS SECURITIES S.A.	04/01/2016
MERIT SECURITIES S.A.	03/09/2013
MIDAS BROKERAGE S.A.	11/01/2006
NATIONAL SECURITIES S.A.	15/01/2013
PIRAEUS SECURITIES S.A.	28/05/2013
ALUMIL (CR)	Main Market
BETA SECURITIES S.A.	18/07/2013
ATTICA BANK S.A. (CR)	Main Market
BETA SECURITIES S.A.	02/06/2014
EUROBANK SECURITIES INVESTMENT FIRM S.A.	25/07/2014
EUROXX SECURITIES S.A.	22/01/2016
BANK OF CYPRUS (CR)	Main Market
EUROBANK SECURITIES INVESTMENT FIRM S.A.	23/03/2015
NATIONAL SECURITIES S.A.	22/06/2015
BYTE COMPUTER SA (CR)	Main Market
MERIT SECURITIES S.A.	04/08/2013
CC HBC AG (CR)	Main Market
EUROBANK SECURITIES INVESTMENT FIRM S.A.	23/10/2013
NATIONAL SECURITIES S.A.	29/04/2013
PIRAEUS SECURITIES S.A.	04/05/2015
ELLAKTOR (CR)	Main Market
EUROBANK SECURITIES INVESTMENT FIRM S.A.	01/06/2013
INVESTMENT BANK OF GREECE S.A.	02/01/2013
NATIONAL SECURITIES S.A.	25/06/2013
ELTON SA (CR)	Main Market
BETA SECURITIES S.A.	03/09/2013
EUROBANK ERGASIAS (CR)	Main Market
ALPHA FINANCE INVESTMENT SERVICES S.A.	08/01/2013
EUROBANK SECURITIES INVESTMENT FIRM S.A.	01/06/2013
HELLENICAMERICAN SEC. S.A.	25/07/2014
INVESTMENT BANK OF GREECE S.A.	08/01/2013
MIDAS BROKERAGE S.A.	07/01/2016
PIRAEUS SECURITIES S.A.	28/09/2013
EUROCONSULTANTS S.A. (CR)	Main Market
EUROBANK SECURITIES INVESTMENT FIRM S.A.	22/07/2014
FOLLI FOLLIE (CR)	Main Market
NATIONAL SECURITIES S.A.	17/02/2014
PIRAEUS SECURITIES S.A.	04/05/2015
FOURLIS (CR)	Main Market
HELLENICAMERICAN SEC. S.A.	14/09/2005
GEK TERNA (CR)	Main Market
HELLENICAMERICAN SEC. S.A.	07/09/2015
INVESTMENT BANK OF GREECE S.A.	02/01/2013
GR. SARANTIS SA (CR)	Main Market
BETA SECURITIES S.A.	14/05/2013
HELLENIC EXCHANGES-A.S.E. (CR)	Main Market
EUROBANK SECURITIES INVESTMENT FIRM S.A.	01/06/2013
HELLENICAMERICAN SEC. S.A.	01/09/2014
INVESTMENT BANK OF GREECE S.A.	02/01/2013
NATIONAL SECURITIES S.A.	25/06/2013
PIRAEUS SECURITIES S.A.	04/05/2015
HELLENIC PETROLEUM (CR)	Main Market
HELLENICAMERICAN SEC. S.A.	14/09/2015
INTRACOM HOLDINGS (CR)	Main Market
HELLENICAMERICAN SEC. S.A.	07/09/2015
INTRALOT (CR)	Main Market
EUROBANK SECURITIES INVESTMENT FIRM S.A.	01/06/2013
INVESTMENT BANK OF GREECE S.A.	02/01/2013
PIRAEUS SECURITIES S.A.	28/09/2013
J & P - AVAX SA (CR)	Main Market
EUROBANK SECURITIES INVESTMENT FIRM S.A.	14/12/2015
KLOUKINAS - LAPPAS SA (CR)	Main Market
BETA SECURITIES S.A.	22/09/2014

List of Stocks under Market Making operations

Securities	Stock Category
Market Maker	Start Market Making
LAMDA DEVELOPMENT SA (CR)	Main Market
EUROBANK SECURITIES INVESTMENT FIRM S.A	08/12/2014
MARFIN INVESTMENT GROUP (CR)	Main Market
EUROBANK SECURITIES INVESTMENT FIRM S.A	23/03/2015
HELLENICAMERICAN SEC. S.A.	25/07/2014
PIRAEUS SECURITIES S.A.	02/02/2013
MLS MULTIMEDIA SA (CR)	Main Market
HELLENICAMERICAN SEC. S.A.	07/12/2015
MOTOR OIL (CR)	Main Market
EUROBANK SECURITIES INVESTMENT FIRM S.A	23/10/2012
HELLENICAMERICAN SEC. S.A.	01/09/2014
NATIONAL SECURITIES S.A	17/02/2014
PIRAEUS SECURITIES S.A.	04/05/2015
MYTILINEOS HOLDINGS (CR)	Main Market
INVESTMENT BANK OF GREECE S.A.	02/01/2013
NATIONAL SECURITIES S.A	25/06/2013
PIRAEUS SECURITIES S.A.	04/05/2015
NATIONAL BANK (CR)	Main Market
ALPHA FINANCE INVESTMENT SERVICES S.A.	08/01/2013
EUROBANK SECURITIES INVESTMENT FIRM S.A	24/10/2012
HELLENICAMERICAN SEC. S.A.	25/07/2014
INVESTMENT BANK OF GREECE S.A.	08/01/2013
LEON DEPOLAS SECURITIES S.A.	20/04/2015
MERIT SECURITIES S.A	03/09/2013
MIDAS BROKERAGE S.A.	07/01/2016
NATIONAL SECURITIES S.A	28/02/2013
PIRAEUS SECURITIES S.A.	08/09/2013
OPAP (CR)	Main Market
ALPHA FINANCE INVESTMENT SERVICES S.A.	08/01/2013
EUROBANK SECURITIES INVESTMENT FIRM S.A	24/10/2012
HELLENICAMERICAN SEC. S.A.	25/07/2014
INVESTMENT BANK OF GREECE S.A.	08/01/2013
MIDAS BROKERAGE S.A.	04/04/2016
NATIONAL SECURITIES S.A	15/01/2013
PIRAEUS SECURITIES S.A.	04/05/2015
OTE (CR)	Main Market
ALPHA FINANCE INVESTMENT SERVICES S.A.	08/01/2013
EUROBANK SECURITIES INVESTMENT FIRM S.A	24/10/2012
HELLENICAMERICAN SEC. S.A.	25/07/2014
INVESTMENT BANK OF GREECE S.A.	08/01/2013
LEON DEPOLAS SECURITIES S.A.	20/04/2015
MIDAS BROKERAGE S.A.	01/10/2015
NATIONAL SECURITIES S.A	01/12/2012
PIRAEUS SECURITIES S.A.	08/09/2013
PAPOUTSANIS (CR)	Main Market
BETA SECURITIES S.A.	25/11/2013
PETROPOULOS PETROS (CR)	Main Market
BETA SECURITIES S.A.	28/05/2013
PIRAEUS BANK (CR)	Main Market
EUROBANK SECURITIES INVESTMENT FIRM S.A	23/10/2012
EUROXX SECURITIES S.A.	15/02/2016
HELLENICAMERICAN SEC. S.A.	25/07/2014
INVESTMENT BANK OF GREECE S.A.	08/01/2013
MERIT SECURITIES S.A	16/09/2013
MIDAS BROKERAGE S.A.	11/01/2016
NATIONAL SECURITIES S.A	02/06/2013
PIRAEUS SECURITIES S.A.	16/02/2013
PLAISIO COMPUTERS SA (CR)	Main Market
BETA SECURITIES S.A.	05/05/2014
EUROBANK SECURITIES INVESTMENT FIRM S.A	02/03/2015
PPC (CR)	Main Market
ALPHA FINANCE INVESTMENT SERVICES S.A.	08/01/2013
EUROBANK SECURITIES INVESTMENT FIRM S.A	23/10/2012
INVESTMENT BANK OF GREECE S.A.	08/01/2013
MIDAS BROKERAGE S.A.	04/04/2016
NATIONAL SECURITIES S.A	26/03/2013
PIRAEUS SECURITIES S.A.	28/09/2013
QUALITY & RELIABILITY SA (CR)	Main Market
BETA SECURITIES S.A.	20/08/2014

List of Stocks under Market Making operations

Securities	Market Maker	Start Market Making	Stock Category
S.KANAKIS SA (CR)			Main Market
	BETA SECURITIES S.A.	01/10/2013	
TITAN CEMENT (CR)			Main Market
	EUROBANK SECURITIES INVESTMENT FIRM S.A	23/10/2012	
	NATIONAL SECURITIES S.A	17/02/2014	
	PIRAEUS SECURITIES S.A.	04/05/2015	
VIOHALCO SA/NV (CB)			Main Market
	ALPHA FINANCE INVESTMENT SERVICES S.A.	17/02/2014	
	MERIT SECURITIES S.A	17/03/2014	

Underlying Asset				Derivatives Market														
Price max	Price min	Closing price	change	Delivery Month	Open price	Price max	Price min	Last price	Closing price	Last Bid	Last Ask	Settlement price	Life high	Life low	Trades	Volume	Open Interest	
FTSE/Athex Large Cap																		
171.59	167.69	170.38	1.16%	May 2016	170.00	174.00	167.50	171.50	171.50	---	---	170.50	174.00	---	361	2,685	15,555	
				June 2016	172.50	172.50	167.75	171.00	171.00	---	---	170.75	---	175.00	---	19	135	1,752
				July 2016	---	---	---	---	169.00	---	---	---	---	---	---	---	---	
				September 2016	---	---	---	---	169.75	---	---	---	---	---	---	---	---	
				December 2016	---	---	---	---	170.50	---	---	---	---	---	---	---	---	
				March 2017	---	---	---	---	171.25	---	---	---	---	---	---	---	---	

(Trade Unit: 1 Index Point x 5€, Cash Settlement)

Underlying Asset				Derivatives Market														
Price max	Price min	Closing price	change	Delivery Month	Open price	Price max	Price min	Last price	Closing price	Last Bid	Last Ask	Settlement price	Life high	Life low	Trades	Volume	Open Interest	
(Contract Size: 100 Securities, Physical Delivery)																		
2.20	2.11	2.17	2.36%	June 2016	2.22	2.23	2.11	2.18	2.18	---	---	2.17	2.68	---	319	7,025	12,283	
				September 2016	2.17	2.17	2.17	2.17	2.17	---	---	2.19	---	2.26	---	1	50	53
				December 2016	---	---	---	---	2.15	---	---	---	---	---	---	---	---	
				March 2017	---	---	---	---	2.16	---	---	---	---	---	---	---	---	
(Contract Size: 100 Securities, Physical Delivery)																		
17.76	17.53	17.62	0.92%	June 2016	17.68	17.75	17.68	17.75	17.75	---	---	17.61	18.99	---	2	2	67	
				September 2016	---	---	---	---	17.59	---	---	---	---	---	---	---	---	
				December 2016	---	---	---	---	17.68	---	---	---	---	---	---	---	---	
				March 2017	---	---	---	---	17.77	---	---	---	---	---	---	---	---	
(Contract Size: 100 Securities, Physical Delivery)																		
0.948	0.918	0.928	-1.28%	June 2016	---	---	---	---	0.942	---	---	0.947	0.965	---	---	---	705	
				September 2016	---	---	---	---	0.947	---	---	---	---	---	---	---	---	
				December 2016	---	---	---	---	0.952	---	---	---	---	---	---	---	---	
				March 2017	---	---	---	---	0.956	---	---	---	---	---	---	---	---	
(Contract Size: 100 Securities, Physical Delivery)																		
1.39	1.31	1.34	0.00%	June 2016	1.37	1.39	1.33	1.34	1.34	---	---	1.33	1.46	---	23	98	1,517	
				September 2016	---	---	---	---	1.35	---	---	---	---	---	---	---	---	
				December 2016	---	---	---	---	1.36	---	---	---	---	---	---	---	---	
				March 2017	---	---	---	---	1.36	---	---	---	---	---	---	---	---	
(Contract Size: 100 Securities, Physical Delivery)																		
0.890	0.854	0.875	2.94%	June 2016	0.867	0.891	0.852	0.879	0.879	---	---	0.880	1.16	---	576	11,394	32,428	
				September 2016	0.864	0.864	0.864	0.864	0.864	---	---	0.885	---	0.880	---	1	50	51
				December 2016	---	---	---	---	0.861	---	---	---	---	---	---	---	---	
				March 2017	---	---	---	---	0.865	---	---	---	---	---	---	---	---	
(Contract Size: 100 Securities, Physical Delivery)																		
4.76	4.59	4.70	0.86%	June 2016	4.70	4.73	4.63	4.63	4.63	---	---	4.72	4.73	---	6	11	244	
				September 2016	---	---	---	---	4.69	---	---	---	---	---	---	---	---	
				December 2016	---	---	---	---	4.72	---	---	---	---	---	---	---	---	
				March 2017	---	---	---	---	4.74	---	---	---	---	---	---	---	---	
(Contract Size: 100 Securities, Physical Delivery)																		
18.80	18.36	18.80	1.08%	June 2016	18.50	18.75	18.50	18.75	18.75	---	---	18.69	19.01	---	2	4	137	
				September 2016	---	---	---	---	18.74	---	---	---	---	---	---	---	---	
				December 2016	---	---	---	---	18.83	---	---	---	---	---	---	---	---	
				March 2017	---	---	---	---	18.93	---	---	---	---	---	---	---	---	
(Contract Size: 100 Securities, Physical Delivery)																		
1.80	1.76	1.80	1.70%	June 2016	1.79	1.80	1.78	1.80	1.80	---	---	1.81	1.80	---	14	110	7,091	
				September 2016	---	---	---	---	1.78	---	---	---	---	---	---	---	---	
				December 2016	---	---	---	---	1.79	---	---	---	---	---	---	---	---	
				March 2017	---	---	---	---	1.80	---	---	---	---	---	---	---	---	

Underlying Asset				Derivatives Market													
Price max	Price min	Closing price	change	Delivery Month	Open price	Price max	Price min	Last price	Closing price	Last Bid	Last Ask	Settlement price	Life high	Life low	Trades	Volume	Open Interest
GRIVALIA PROPERTIES (CR) (Contract Size: 100 Securities, Physical Delivery)																	
7.68	7.50	7.68	0.79%	June 2016	7.57	7.57	7.51	7.51	7.51	---	---	7.69	7.62	---	4	7	236
				September 2016	---	---	---	---	7.68	---	---	---	---	---	---	---	---
				December 2016	---	---	---	---	7.71	---	---	---	---	---	---	---	---
				March 2017	---	---	---	---	7.75	---	---	---	---	---	---	---	---
HELLENIC EXCHANGES-A.S.E. (CR) (Contract Size: 100 Securities, Physical Delivery)																	
5.37	5.17	5.27	-0.57%	June 2016	5.24	5.24	5.10	5.18	5.18	---	---	5.15	5.35	---	20	56	671
				September 2016	---	---	---	---	5.34	---	---	---	---	---	---	---	---
				December 2016	---	---	---	---	5.37	---	---	---	---	---	---	---	---
				March 2017	---	---	---	---	5.39	---	---	---	---	---	---	---	---
HELLENIC PETROLEUM (CR) (Contract Size: 100 Securities, Physical Delivery)																	
3.94	3.85	3.88	-0.26%	June 2016	3.92	3.95	3.87	3.88	3.88	---	---	3.87	4.22	---	41	86	4,279
				September 2016	---	---	---	---	3.92	---	---	3.86	3.76	---	---	---	---
				December 2016	---	---	---	---	3.94	---	---	---	---	---	---	---	---
				March 2017	---	---	---	---	3.96	---	---	---	---	---	---	---	---
INTRALOT (CR) (Contract Size: 100 Securities, Physical Delivery)																	
1.05	1.02	1.04	-0.95%	June 2016	1.06	1.06	1.03	1.03	1.03	---	---	1.03	1.19	---	3	4	595
				September 2016	---	---	---	---	1.06	---	---	1.05	1.05	---	---	---	2
				December 2016	---	---	---	---	1.06	---	---	---	---	---	---	---	---
				March 2017	---	---	---	---	1.07	---	---	---	---	---	---	---	---
JUMBO SA (CR) (Contract Size: 100 Securities, Physical Delivery)																	
11.50	11.07	11.24	-1.83%	June 2016	11.48	11.48	11.17	11.17	11.17	---	---	10.98	11.93	---	7	17	507
				September 2016	---	---	---	---	11.53	---	---	---	---	---	---	---	---
				December 2016	---	---	---	---	11.59	---	---	---	---	---	---	---	---
				March 2017	---	---	---	---	11.65	---	---	---	---	---	---	---	---
MARFIN INVESTMENT GROUP (CR) (Contract Size: 100 Securities, Physical Delivery)																	
0.152	0.140	0.141	-4.08%	June 2016	0.134	0.155	0.134	0.142	0.142	---	---	0.144	0.167	---	109	1,282	32,564
				September 2016	---	---	---	---	0.148	---	---	0.142	0.146	---	---	---	---
				December 2016	---	---	---	---	0.149	---	---	---	---	---	---	---	---
				March 2017	---	---	---	---	0.150	---	---	---	---	---	---	---	---
METKA (CR) (Contract Size: 100 Securities, Physical Delivery)																	
7.24	7.00	7.20	1.84%	June 2016	7.05	7.10	6.99	7.10	7.10	---	---	7.19	7.10	---	31	131	582
				September 2016	---	---	---	---	7.12	---	---	---	---	---	---	---	---
				December 2016	---	---	---	---	7.16	---	---	---	---	---	---	---	---
				March 2017	---	---	---	---	7.19	---	---	---	---	---	---	---	---
MOTOR OIL (CR) (Contract Size: 100 Securities, Physical Delivery)																	
10.35	10.13	10.25	0.20%	June 2016	10.25	10.30	10.17	10.23	10.23	---	---	10.20	10.30	---	7	27	532
				September 2016	---	---	---	---	10.31	---	---	10.37	9.86	---	---	---	---
				December 2016	---	---	---	---	10.36	---	---	---	---	---	---	---	---
				March 2017	---	---	---	---	10.41	---	---	---	---	---	---	---	---

Underlying Asset				Derivatives Market													
Price max	Price min	Closing price	change	Delivery Month	Open price	Price max	Price min	Last price	Closing price	Last Bid	Last Ask	Settlement price	Life high	Life low	Trades	Volume	Open Interest
MYTILINEOS HOLDINGS (CR)																	
(Contract Size: 100 Securities, Physical Delivery)																	
3.94	3.84	3.94	2.60%	June 2016	3.88	3.95	3.86	3.95	3.95	---	---	3.95	3.95	---	103	393	3,340
				September 2016	---	---	---	---	3.87	---	---	---	---	---	---	---	---
				December 2016	---	---	---	---	3.89	---	---	---	---	---	---	---	---
				March 2017	---	---	---	---	3.91	---	---	---	---	---	---	---	---
NATIONAL BANK (CR)																	
(Contract Size: 100 Securities, Physical Delivery)																	
0.300	0.278	0.294	3.16%	June 2016	0.287	0.302	0.278	0.294	0.294	---	---	0.293	0.346	---	577	27,712	78,003
				September 2016	---	---	---	---	0.287	---	---	0.291	0.240	---	---	---	---
				December 2016	---	---	---	---	0.289	---	---	---	---	---	---	---	---
				March 2017	---	---	---	---	0.290	---	---	---	---	---	---	---	---
OPAP (CR)																	
(Contract Size: 100 Securities, Physical Delivery)																	
6.88	6.65	6.76	0.90%	June 2016	6.87	6.90	6.67	6.75	6.75	---	---	6.77	7.25	---	135	587	2,899
				September 2016	---	---	---	---	6.75	---	---	6.80	6.66	---	---	---	---
				December 2016	---	---	---	---	6.78	---	---	---	---	---	---	---	---
				March 2017	---	---	---	---	6.82	---	---	---	---	---	---	---	---
OTE (CR)																	
(Contract Size: 100 Securities, Physical Delivery)																	
8.84	8.60	8.72	0.69%	June 2016	8.67	8.82	8.62	8.74	8.74	---	---	8.81	8.82	---	109	287	2,484
				September 2016	---	---	---	---	8.72	---	---	8.85	7.79	---	---	---	---
				December 2016	---	---	---	---	8.77	---	---	---	---	---	---	---	---
				March 2017	---	---	---	---	8.81	---	---	---	---	---	---	---	---
P.P.A. S.A. (CR)																	
(Contract Size: 100 Securities, Physical Delivery)																	
12.83	12.60	12.67	0.96%	June 2016	---	---	---	---	12.58	---	---	12.68	14.75	---	---	---	507
				September 2016	---	---	---	---	12.64	---	---	---	---	---	---	---	---
				December 2016	---	---	---	---	12.71	---	---	---	---	---	---	---	---
				March 2017	---	---	---	---	12.77	---	---	---	---	---	---	---	---
PIRAEUS BANK (CR)																	
(Contract Size: 100 Securities, Physical Delivery)																	
0.287	0.270	0.275	0.37%	June 2016	0.284	0.287	0.271	0.277	0.277	---	---	0.275	0.303	---	360	17,012	50,161
				September 2016	---	---	---	---	0.276	---	---	0.280	0.268	---	---	---	---
				December 2016	---	---	---	---	0.277	---	---	---	---	---	---	---	---
				March 2017	---	---	---	---	0.279	---	---	---	---	---	---	---	---
PPC (CR)																	
(Contract Size: 100 Securities, Physical Delivery)																	
3.16	3.02	3.16	3.27%	June 2016	3.14	3.17	3.04	3.15	3.15	---	---	3.10	3.53	---	209	1,022	6,284
				September 2016	---	---	---	---	3.08	---	---	---	---	---	---	---	---
				December 2016	---	---	---	---	3.10	---	---	---	---	---	---	---	---
				March 2017	---	---	---	---	3.11	---	---	---	---	---	---	---	---
TERNA ENERGY (CR)																	
(Contract Size: 100 Securities, Physical Delivery)																	
2.86	2.75	2.83	1.43%	June 2016	---	---	---	---	2.80	---	---	2.85	2.85	---	---	---	1,225
				September 2016	---	---	---	---	2.81	---	---	---	---	---	---	---	---
				December 2016	---	---	---	---	2.82	---	---	---	---	---	---	---	---
				March 2017	---	---	---	---	2.84	---	---	---	---	---	---	---	---

Underlying Asset				Derivatives Market													
Price max	Price min	Closing price	change	Delivery Month	Open price	Price max	Price min	Last price	Closing price	Last Bid	Last Ask	Settlement price	Life high	Life low	Trades	Volume	Open Interest
TITAN CEMENT (CR)				(Contract Size: 100 Securities, Physical Delivery)													
19.98	19.60	19.90	-0.55%	June 2016	20.02	20.02	19.75	19.75	19.75	---	---	19.65	20.28	---	3	7	187
				September 2016	---	---	---	---	20.16	---	---	19.65	---	18.78	---	---	---
				December 2016	---	---	---	---	20.26	---	---	---	---	---	---	---	---
				March 2017	---	---	---	---	20.36	---	---	---	---	---	---	---	---
VIOHALCO SA/NV (CB)				(Contract Size: 100 Securities, Physical Delivery)													
1.39	1.31	1.34	-0.74%	June 2016	1.35	1.38	1.33	1.36	1.36	---	---	1.34	1.38	---	25	72	2,993
				September 2016	---	---	---	---	1.36	---	---	---	---	---	---	---	---
				December 2016	---	---	---	---	1.37	---	---	---	---	---	---	---	---
				March 2017	---	---	---	---	1.37	---	---	---	---	---	---	---	---

FTSE/Athex Large Cap

(Trade Unit: 1 Index Point x 5€ - Exercise Style: European, Cash Settlement)

Exercise Price	Call Options														Put Options																			
	May 2016							June 2016							Other Months		May 2016							June 2016							Other Months		Exercise Price	
	Open price	Price max	Price min	Last price	Closing price	Volume	Open Interest	Open price	Price max	Price min	Last price	Closing price	Volume	Open Interest	Volume	Open Interest	Open price	Price max	Price min	Last price	Closing price	Volume	Open Interest	Open price	Price max	Price min	Last price	Closing price	Volume	Open Interest	Volume	Open Interest		
90	-	-	-	-	-	-	-	0.00	0.00	0.00	-	79.00	-	-	-	-	-	-	-	-	-	-	-	-	-	-	-	-	-	-	-	90		
95	-	-	-	-	-	-	-	0.00	0.00	0.00	-	74.00	-	-	-	-	-	-	-	-	-	-	-	-	-	-	-	-	-	-	-	95		
100	0.00	0.00	0.00	-	68.50	-	-	0.00	0.00	0.00	-	69.00	-	-	-	-	-	-	-	0.01	-	-	-	-	-	-	-	-	-	-	-	100		
105	0.00	0.00	0.00	-	63.50	-	-	0.00	0.00	0.00	-	64.00	-	-	-	-	-	-	-	0.04	-	-	-	-	-	-	-	-	-	-	-	105		
110	0.00	0.00	0.00	-	58.50	-	-	0.00	0.00	0.00	-	59.00	-	-	-	-	-	-	-	0.01	-	-	-	-	-	-	-	-	-	-	-	110		
115	0.00	0.00	0.00	-	53.50	-	-	0.00	0.00	0.00	-	54.00	-	-	-	-	-	-	-	0.01	-	-	-	-	-	-	-	-	-	-	-	115		
120	0.00	0.00	0.00	-	48.75	-	-	0.00	0.00	0.00	-	49.25	-	-	-	-	-	-	-	0.01	-	-	-	-	-	-	-	-	-	-	-	120		
125	0.00	0.00	0.00	-	43.75	-	-	0.00	0.00	0.00	-	44.25	-	-	-	-	-	-	-	0.01	-	-	-	-	-	-	-	-	-	-	-	125		
130	0.00	0.00	0.00	-	38.75	-	30	0.00	0.00	0.00	-	39.50	-	-	-	-	-	-	-	0.03	-	5	-	-	-	-	-	-	-	-	-	130		
135	0.00	0.00	0.00	-	33.75	-	-	0.00	0.00	0.00	-	34.75	-	-	-	-	-	-	-	0.09	-	-	-	-	-	-	-	-	-	-	-	-	135	
140	0.00	0.00	0.00	-	29.00	-	-	0.00	0.00	0.00	-	30.25	-	-	-	-	-	-	-	0.22	-	205	-	-	-	-	-	-	-	-	-	-	140	
145	0.00	0.00	0.00	-	24.25	-	-	0.00	0.00	0.00	-	26.00	-	-	-	-	-	-	-	0.51	-	3	-	-	-	-	-	-	-	-	-	-	145	
150	0.00	0.00	0.00	-	19.75	-	43	0.00	0.00	0.00	-	22.00	-	10	-	-	-	-	-	1.00	-	39	-	-	-	-	-	-	-	-	-	-	150	
155	16.00	17.00	15.50	17.00	17.00	61	1,027	15.75	15.75	15.75	15.75	15.75	10	10	-	-	-	-	-	1.90	-	102	-	-	-	-	-	-	-	-	-	-	155	
160	0.00	0.00	0.00	-	12.00	-	96	16.50	16.50	15.00	15.00	15.00	35	547	-	-	-	-	-	1.80	1.80	1.80	20	248	-	-	-	-	-	-	-	-	160	
165	0.00	0.00	0.00	-	8.90	-	285	0.00	0.00	0.00	-	12.00	-	32	-	-	-	-	-	2.40	2.40	2.40	47	75	-	-	-	-	-	-	-	-	-	165
170	7.00	7.00	7.00	7.00	7.00	1	152	0.00	0.00	0.00	-	9.60	-	15	-	-	-	-	-	5.00	5.00	5.00	10	10	-	-	-	-	-	-	-	-	-	170
175	0.00	0.00	0.00	-	4.40	-	100	0.00	0.00	0.00	-	7.50	-	-	-	-	-	-	-	10.75	-	-	-	-	-	-	-	-	-	-	-	-	-	175
180	0.00	0.00	0.00	-	2.90	-	50	0.00	0.00	0.00	-	5.80	-	-	-	-	-	-	-	14.25	-	-	-	-	-	-	-	-	-	-	-	-	-	180
185	0.00	0.00	0.00	-	1.90	-	-	0.00	0.00	0.00	-	4.40	-	-	-	-	-	-	-	18.00	-	-	-	-	-	-	-	-	-	-	-	-	-	185
190	0.00	0.00	0.00	-	1.20	-	-	0.00	0.00	0.00	-	3.30	-	-	-	-	-	-	-	22.50	-	-	-	-	-	-	-	-	-	-	-	-	-	190
195	0.00	0.00	0.00	-	0.69	-	-	0.00	0.00	0.00	-	2.40	-	-	-	-	-	-	-	27.00	-	-	-	-	-	-	-	-	-	-	-	-	-	195
200	-	-	-	-	-	-	-	0.00	0.00	0.00	-	1.80	-	-	-	-	-	-	-	-	-	-	-	-	-	-	-	-	-	-	-	-	-	200
205	-	-	-	-	-	-	-	0.00	0.00	0.00	-	1.30	-	-	-	-	-	-	-	-	-	-	-	-	-	-	-	-	-	-	-	-	-	205
210	-	-	-	-	-	-	-	0.00	0.00	0.00	-	0.90	-	-	-	-	-	-	-	-	-	-	-	-	-	-	-	-	-	-	-	-	-	210
215	-	-	-	-	-	-	-	0.00	0.00	0.00	-	0.63	-	-	-	-	-	-	-	-	-	-	-	-	-	-	-	-	-	-	-	-	-	215
220	-	-	-	-	-	-	-	0.00	0.00	0.00	-	0.44	-	-	-	-	-	-	-	-	-	-	-	-	-	-	-	-	-	-	-	-	-	220
225	-	-	-	-	-	-	-	0.00	0.00	0.00	-	0.30	-	-	-	-	-	-	-	-	-	-	-	-	-	-	-	-	-	-	-	-	-	225
230	-	-	-	-	-	-	-	0.00	0.00	0.00	-	0.20	-	-	-	-	-	-	-	-	-	-	-	-	-	-	-	-	-	-	-	-	-	230
235	-	-	-	-	-	-	-	0.00	0.00	0.00	-	0.14	-	-	-	-	-	-	-	-	-	-	-	-	-	-	-	-	-	-	-	-	-	235
240	-	-	-	-	-	-	-	0.00	0.00	0.00	-	0.09	-	-	-	-	-	-	-	-	-	-	-	-	-	-	-	-	-	-	-	-	-	240
245	-	-	-	-	-	-	-	0.00	0.00	0.00	-	0.06	-	-	-	-	-	-	-	-	-	-	-	-	-	-	-	-	-	-	-	-	-	245
250	-	-	-	-	-	-	-	0.00	0.00	0.00	-	0.04	-	-	-	-	-	-	-	-	-	-	-	-	-	-	-	-	-	-	-	-	-	250
260	0.00	0.00	0.00	-	0.01	-	-	-	-	-	-	-	-	-	-	-	-	-	-	-	-	-	-	-	-	-	-	-	-	-	-	-	-	260
Totals:						62	1,783					45	614	0	0							77	734							2	75	0	0	
Number of Trades:							8						3		0								12								1		0	

ALPHA BANK (CR)

(Contract Size: 100 Securities, Exercise Style: American, Physical Delivery)

Call Options																Put Options																	
Exercise Price	May 2016							June 2016							Other Months		May 2016							June 2016				Other Months		Exercise Price			
	Open price	Price max	Price min	Last price	Closing price	Volume	Open Interest	Open price	Price max	Price min	Last price	Closing price	Volume	Open Interest	Volume	Open Interest	Open price	Price max	Price min	Last price	Closing price	Volume	Open Interest	Open price	Price max	Price min	Last price	Closing price	Volume		Open Interest	Volume	Open Interest
0.100						-	-	0.000	0.000	0.000		2.02	-	-								-	-	0.000	0.000	0.000		0.001	-	-			0.001
0.200						-	-	0.000	0.000	0.000		1.92	-	-								-	-	0.000	0.000	0.000		0.001	-	-			0.002
0.300						-	-	0.000	0.000	0.000		1.82	-	-								-	-	0.000	0.000	0.000		0.001	-	-			0.003
0.400						-	-	0.000	0.000	0.000		1.72	-	-								-	-	0.000	0.000	0.000		0.001	-	-			0.004
0.500						-	-	0.000	0.000	0.000		1.62	-	-								-	-	0.000	0.000	0.000		0.001	-	-			0.005
0.600						-	-	0.000	0.000	0.000		1.52	-	-								-	-	0.000	0.000	0.000		0.001	-	-			0.006
0.800						-	-	0.000	0.000	0.000		1.32	-	-								-	-	0.000	0.000	0.000		0.001	-	-			0.008
0.850						-	-	0.000	0.000	0.000		1.27	-	-								-	-	0.000	0.000	0.000		0.001	-	-			0.009
0.900	0.000	0.000	0.000		1.22	-	-	0.000	0.000	0.000		1.22	-	-			0.000	0.000	0.000		0.001	-	-	0.000	0.000	0.000		0.002	-	-			0.009
0.950	0.000	0.000	0.000		1.17	-	-	0.000	0.000	0.000		1.17	-	-			0.000	0.000	0.000		0.001	-	-	0.000	0.000	0.000		0.001	-	-			0.010
1.000	0.000	0.000	0.000		1.12	-	-	0.000	0.000	0.000		1.12	-	-			0.000	0.000	0.000		0.002	-	-	0.000	0.000	0.000		0.001	-	-			0.010
1.100	0.000	0.000	0.000		1.02	-	-	0.000	0.000	0.000		1.02	-	-			0.000	0.000	0.000		0.001	-	-	0.000	0.000	0.000		0.001	-	-			0.011
1.200	0.000	0.000	0.000		0.921	-	-	0.000	0.000	0.000		0.924	-	-			0.000	0.000	0.000		0.001	-	-	0.000	0.000	0.000		0.001	-	-			0.012
1.300	0.000	0.000	0.000		0.821	-	-	0.000	0.000	0.000		0.826	-	-			0.000	0.000	0.000		0.001	-	-	0.000	0.000	0.000		0.003	-	-			0.013
1.400	0.000	0.000	0.000		0.721	-	-	0.000	0.000	0.000		0.730	-	-			0.000	0.000	0.000		0.001	-	-	0.000	0.000	0.000		0.007	-	-			0.014
1.500	0.000	0.000	0.000		0.622	-	-	0.000	0.000	0.000		0.638	-	-			0.000	0.000	0.000		0.001	-	-	0.000	0.000	0.000		0.014	-	-			0.015
1.600	0.000	0.000	0.000		0.524	-	-	0.000	0.000	0.000		0.550	-	-			0.000	0.000	0.000		0.002	-	-	0.000	0.000	0.000		0.027	-	-			0.016
1.700	0.000	0.000	0.000		0.429	-	-	0.000	0.000	0.000		0.469	-	-			0.000	0.000	0.000		0.007	-	-	0.000	0.000	0.000		0.045	-	-			0.017
1.800	0.000	0.000	0.000		0.339	-	-	0.000	0.000	0.000		0.395	-	-			0.000	0.000	0.000		0.017	-	-	0.000	0.000	0.000		0.071	-	-			0.018
1.900	0.000	0.000	0.000		0.258	-	-	0.000	0.000	0.000		0.328	-	-			0.000	0.000	0.000		0.037	-	-	0.000	0.000	0.000		0.104	-	-			0.019
2.000	0.000	0.000	0.000		0.189	-	-	0.000	0.000	0.000		0.268	-	-			0.000	0.000	0.000		0.068	-	-	0.000	0.000	0.000		0.144	-	-			0.020
2.200	0.000	0.000	0.000		0.088	-	-	0.000	0.000	0.000		0.175	-	-			0.000	0.000	0.000		0.167	-	-	0.000	0.000	0.000		0.250	-	-			0.022
2.400	0.101	0.101	0.101	0.101	0.101	10	10	0.000	0.000	0.000		0.109	-	-			0.225	0.225	0.225	0.225	0.225	10	10	0.000	0.000	0.000		0.384	-	-			0.024
2.600	0.000	0.000	0.000		0.012	-	-	0.000	0.000	0.000		0.064	-	-			0.000	0.000	0.000		0.490	-	-	0.000	0.000	0.000		0.540	-	-			0.026
2.800	0.000	0.000	0.000		0.003	-	-	0.000	0.000	0.000		0.037	-	-			0.000	0.000	0.000		0.682	-	-	0.000	0.000	0.000		0.713	-	-			0.028
3.000	0.000	0.000	0.000		0.001	-	-	0.000	0.000	0.000		0.021	-	-			0.000	0.000	0.000		0.880	-	-	0.000	0.000	0.000		0.897	-	-			0.030
3.200	0.000	0.000	0.000		0.001	-	-	0.000	0.000	0.000		0.012	-	-			0.000	0.000	0.000		1.08	-	-	0.000	0.000	0.000		1.09	-	-			0.032
3.400						-	-	0.000	0.000	0.000		0.006	-	-								-	-	0.000	0.000	0.000		1.28	-	-			0.034
3.600						-	-	0.000	0.000	0.000		0.004	-	-								-	-	0.000	0.000	0.000		1.48	-	-			0.036
Totals:						10	10						0	0	0	0						10	10					0	0	0	0		
Number of Trades:						1							0		0							1.00						0		0			

NATIONAL BANK (CR)

(Contract Size: 100 Securities, Exercise Style: American, Physical Delivery)

Call Options																Put Options															
Exercise Price	May 2016						June 2016						Other Months		May 2016						June 2016						Other Months		Exercise Price		
	Open price	Price max	Price min	Last price	Closing price	Volume	Open Interest	Open price	Price max	Price min	Last price	Closing price	Volume	Open Interest	Volume	Open Interest	Open price	Price max	Price min	Last price	Closing price	Volume	Open Interest	Open price	Price max	Price min	Last price	Closing price		Volume	Open Interest
0.050	0.000	0.000	0.000	0.235	-	-	0.000	0.000	0.000	0.235	-	-				0.000	0.000	0.000	0.001	-	-	0.000	0.000	0.000	0.001	-	-				0.001
0.100	0.000	0.000	0.000	0.185	-	-	0.000	0.000	0.000	0.185	-	-				0.000	0.000	0.000	0.001	-	-	0.000	0.000	0.000	0.001	-	-				0.001
0.150	0.000	0.000	0.000	0.135	-	-	0.000	0.000	0.000	0.135	-	-				0.000	0.000	0.000	0.003	-	-	0.000	0.000	0.000	0.001	-	-				0.002
0.200	0.000	0.000	0.000	0.086	-	-	0.000	0.000	0.000	0.087	-	-				0.000	0.000	0.000	0.001	-	-	0.000	0.000	0.000	0.002	-	-				0.002
0.250	0.000	0.000	0.000	0.043	-	70	0.000	0.000	0.000	0.047	-	-				0.000	0.000	0.000	0.008	-	-	0.000	0.000	0.000	0.012	-	-				0.003
0.300	0.000	0.000	0.000	0.016	-	-	0.000	0.000	0.000	0.022	-	-				0.000	0.000	0.000	0.031	-	-	0.000	0.000	0.000	0.036	-	-				0.003
0.350	0.000	0.000	0.000	0.004	-	-	0.000	0.000	0.000	0.009	-	-				0.000	0.000	0.000	0.069	-	-	0.000	0.000	0.000	0.073	-	-				0.004
0.400	0.000	0.000	0.000	0.001	-	-	0.000	0.000	0.000	0.003	-	-				0.000	0.000	0.000	0.116	-	-	0.000	0.000	0.000	0.117	-	-				0.004
0.450	0.000	0.000	0.000	0.001	-	-	0.000	0.000	0.000	0.001	-	-				0.000	0.000	0.000	0.165	-	-	0.000	0.000	0.000	0.166	-	-				0.005
0.500	0.000	0.000	0.000	0.001	-	-	0.000	0.000	0.000	0.001	-	-				0.000	0.000	0.000	0.215	-	-	0.000	0.000	0.000	0.215	-	-				0.005
0.550	0.000	0.000	0.000	0.001	-	-	0.000	0.000	0.000	0.003	-	-				0.000	0.000	0.000	0.265	-	-	0.000	0.000	0.000	0.265	-	-				0.006
0.600					-	-	0.000	0.000	0.000	0.001	-	-								-	-	0.000	0.000	0.000	0.315	-	-				0.006
0.700					-	-	0.000	0.000	0.000	0.001	-	-								-	-	0.000	0.000	0.000	0.415	-	-				0.007
0.800					-	-	0.000	0.000	0.000	0.001	-	-								-	-	0.000	0.000	0.000	0.515	-	-				0.008
0.900					-	-	0.000	0.000	0.000	0.001	-	-								-	-	0.000	0.000	0.000	0.615	-	-				0.009
1.000					-	-	0.000	0.000	0.000	0.001	-	-								-	-	0.000	0.000	0.000	0.715	-	-				0.010
1.100					-	-	0.000	0.000	0.000	0.001	-	-								-	-	0.000	0.000	0.000	0.815	-	-				0.011
1.200					-	-	0.000	0.000	0.000	0.001	-	-								-	-	0.000	0.000	0.000	0.915	-	-				0.012
1.300					-	-	0.000	0.000	0.000	0.001	-	-								-	-	0.000	0.000	0.000	1.02	-	-				0.013
1.400					-	-	0.000	0.000	0.000	0.001	-	-								-	-	0.000	0.000	0.000	1.12	-	-				0.014
Totals:						0	70						0	0	0	0						0	0							0	0
Number of Trades:							0						0		0								0.00						0		0

OPAP (CR)

(Contract Size: 100 Securities, Exercise Style: American, Physical Delivery)

Exercise Price	Call Options														Put Options																			
	May 2016							June 2016							Other Months		May 2016							June 2016							Other Months		Exercise Price	
	Open price	Price max	Price min	Last price	Closing price	Volume	Open Interest	Open price	Price max	Price min	Last price	Closing price	Volume	Open Interest	Volume	Open Interest	Open price	Price max	Price min	Last price	Closing price	Volume	Open Interest	Open price	Price max	Price min	Last price	Closing price	Volume	Open Interest	Volume	Open Interest		
3.600						-	-	0.000	0.000	0.000		3.11	-	-																				
3.800						-	-	0.000	0.000	0.000		2.91	-	-																				0.038
4.000	0.000	0.000	0.000		2.70	-	-	0.000	0.000	0.000		2.71	-	-			0.000	0.000	0.000		0.001	-	-	0.000	0.000	0.000		0.003	-	-			0.040	
4.400	0.000	0.000	0.000		2.30	-	-	0.000	0.000	0.000		2.31	-	-			0.000	0.000	0.000		0.001	-	-	0.000	0.000	0.000		0.001	-	-			0.044	
4.800	0.000	0.000	0.000		1.90	-	-	0.000	0.000	0.000		1.91	-	-			0.000	0.000	0.000		0.001	-	-	0.000	0.000	0.000		0.002	-	-			0.048	
5.200	0.000	0.000	0.000		1.50	-	-	0.000	0.000	0.000		1.52	-	-			0.000	0.000	0.000		0.001	-	-	0.000	0.000	0.000		0.012	-	-			0.052	
5.600	0.000	0.000	0.000		1.11	-	-	0.000	0.000	0.000		1.16	-	-			0.000	0.000	0.000		0.003	-	30	0.000	0.000	0.000		0.043	-	-			0.056	
6.000	0.000	0.000	0.000		0.727	-	-	0.000	0.000	0.000		0.825	-	-			0.000	0.000	0.000		0.023	-	170	0.000	0.000	0.000		0.112	-	-			0.060	
6.400	0.000	0.000	0.000		0.403	-	-	0.000	0.000	0.000		0.551	-	-			0.050	0.050	0.050	0.050	0.050	25	30	0.000	0.000	0.000		0.236	-	-			0.064	
6.800	0.000	0.000	0.000		0.182	-	-	0.000	0.000	0.000		0.345	-	-			0.000	0.000	0.000		0.277	-	-	0.000	0.000	0.000		0.430	-	-			0.068	
7.200	0.000	0.000	0.000		0.063	-	-	0.000	0.000	0.000		0.200	-	60			0.000	0.000	0.000		0.558	-	-	0.000	0.000	0.000		0.686	-	-			0.072	
7.600	0.000	0.000	0.000		0.017	-	-	0.000	0.000	0.000		0.108	-	-			0.000	0.000	0.000		0.914	-	-	0.000	0.000	0.000		0.994	-	-			0.076	
8.000	0.000	0.000	0.000		0.004	-	-	0.000	0.000	0.000		0.056	-	-			0.000	0.000	0.000		1.30	-	-	0.000	0.000	0.000		1.34	-	-			0.080	
8.400	0.000	0.000	0.000		0.001	-	-	0.000	0.000	0.000		0.027	-	-			0.000	0.000	0.000		1.70	-	-	0.000	0.000	0.000		1.72	-	-			0.084	
8.800	0.000	0.000	0.000		0.002	-	-	0.000	0.000	0.000		0.012	-	-			0.000	0.000	0.000		2.10	-	-	0.000	0.000	0.000		2.10	-	-			0.088	
9.200						-	-	0.000	0.000	0.000		0.005	-	-								-	-	0.000	0.000	0.000		2.50	-	-			0.092	
9.600						-	-	0.000	0.000	0.000		0.002	-	-								-	-	0.000	0.000	0.000		2.90	-	-			0.096	
10.000						-	-	0.000	0.000	0.000		0.001	-	-								-	-	0.000	0.000	0.000		3.30	-	-			0.100	
Totals:						0	0						0	60	0	0						0	230					0	10	0	0			
Number of Trades:						0							0		0							1.00						0		0				

OTE (CR)

(Contract Size: 100 Securities, Exercise Style: American, Physical Delivery)

Exercise Price	Call Options														Put Options																			
	May 2016							June 2016							Other Months		May 2016							June 2016							Other Months		Exercise Price	
	Open price	Price max	Price min	Last price	Closing price	Volume	Open Interest	Open price	Price max	Price min	Last price	Closing price	Volume	Open Interest	Volume	Open Interest	Open price	Price max	Price min	Last price	Closing price	Volume	Open Interest	Open price	Price max	Price min	Last price	Closing price	Volume	Open Interest	Volume	Open Interest		
4.800	0.000	0.000	0.000	3.86	-	-	0.000	0.000	0.000	3.87	-	-				0.000	0.000	0.000	0.001	-	-				0.000	0.000	0.000	0.001	-	-				
5.200	0.000	0.000	0.000	3.46	-	-	0.000	0.000	0.000	3.47	-	-				0.000	0.000	0.000	0.001	-	-				0.000	0.000	0.000	0.001	-	-				0.052
5.600	0.000	0.000	0.000	3.06	-	-	0.000	0.000	0.000	3.07	-	-				0.000	0.000	0.000	0.001	-	-				0.000	0.000	0.000	0.001	-	-				0.056
6.000	0.000	0.000	0.000	2.66	-	-	0.000	0.000	0.000	2.68	-	-				0.000	0.000	0.000	0.001	-	-				0.000	0.000	0.000	0.002	-	-				0.060
6.400	0.000	0.000	0.000	2.26	-	-	0.000	0.000	0.000	2.28	-	-				0.000	0.000	0.000	0.001	-	-				0.000	0.000	0.000	0.007	-	-				0.064
6.800	0.000	0.000	0.000	1.87	-	-	0.000	0.000	0.000	1.90	-	-				0.000	0.000	0.000	0.001	-	-				0.000	0.000	0.000	0.021	-	-				0.068
7.200	0.000	0.000	0.000	1.47	-	-	0.000	0.000	0.000	1.53	-	-				0.000	0.000	0.000	0.003	-	-				0.000	0.000	0.000	0.055	-	-				0.072
7.600	0.000	0.000	0.000	1.08	-	-	0.000	0.000	0.000	1.19	-	-				0.000	0.000	0.000	0.018	-	-				0.000	0.000	0.000	0.116	-	-				0.076
8.000	0.000	0.000	0.000	0.732	-	-	0.000	0.000	0.000	0.896	-	-				0.000	0.000	0.000	0.066	-	-				0.000	0.000	0.000	0.217	-	-				0.080
8.400	0.000	0.000	0.000	0.442	-	-	0.000	0.000	0.000	0.649	-	-				0.000	0.000	0.000	0.176	-	-				0.000	0.000	0.000	0.370	-	-				0.084
8.800	0.000	0.000	0.000	0.235	-	-	0.000	0.000	0.000	0.452	-	-				0.000	0.000	0.000	0.368	-	-				0.000	0.000	0.000	0.573	-	-				0.088
9.200	0.000	0.000	0.000	0.109	-	-	0.000	0.000	0.000	0.302	-	-				0.000	0.000	0.000	0.642	-	-				0.000	0.000	0.000	0.823	-	-				0.092
9.600	0.000	0.000	0.000	0.043	-	-	0.000	0.000	0.000	0.194	-	-				0.000	0.000	0.000	0.978	-	-				0.000	0.000	0.000	1.12	-	-				0.096
10.000	0.000	0.000	0.000	0.014	-	-	0.000	0.000	0.000	0.120	-	-				0.000	0.000	0.000	1.35	-	-				0.000	0.000	0.000	1.44	-	-				0.100
11.000	0.000	0.000	0.000	0.001	-	-	0.000	0.000	0.000	0.031	-	-				0.000	0.000	0.000	2.34	-	-				0.000	0.000	0.000	2.36	-	-				0.110
12.000	0.000	0.000	0.000	0.001	-	-	0.000	0.000	0.000	0.006	-	-				0.000	0.000	0.000	3.34	-	-				0.000	0.000	0.000	3.34	-	-				0.120
13.000					-	-	0.000	0.000	0.000	0.001	-	-								-	-				0.000	0.000	0.000	4.34	-	-				0.130
14.000					-	-	0.000	0.000	0.000	0.001	-	-								-	-				0.000	0.000	0.000	5.34	-	-				0.140
Totals:					0	0					0	0	0	0					0	0							0	10	0	0				
Number of Trades:					0					0		0							0.00								0		0					

PIRAEUS BANK (CR)

(Contract Size: 100 Securities, Exercise Style: American, Physical Delivery)

Exercise Price	Call Options														Put Options																		
	May 2016							June 2016							Other Months		May 2016							June 2016							Other Months		Exercise Price
	Open price	Price max	Price min	Last price	Closing price	Volume	Open Interest	Open price	Price max	Price min	Last price	Closing price	Volume	Open Interest	Volume	Open Interest	Open price	Price max	Price min	Last price	Closing price	Volume	Open Interest	Open price	Price max	Price min	Last price	Closing price	Volume	Open Interest	Volume	Open Interest	
0.050	0.000	0.000	0.000	0.224	-	-	0.000	0.000	0.000	0.224	-	-				0.000	0.000	0.000	0.001	-	-	0.000	0.000	0.000	0.001	-	-				0.001		
0.100	0.000	0.000	0.000	0.174	-	-	0.000	0.000	0.000	0.174	-	-				0.000	0.000	0.000	0.002	-	-	0.000	0.000	0.000	0.002	-	-				0.001		
0.150	0.000	0.000	0.000	0.125	-	-	0.000	0.000	0.000	0.125	-	-				0.000	0.000	0.000	0.001	-	-	0.000	0.000	0.000	0.001	-	-				0.002		
0.200	0.000	0.000	0.000	0.079	-	-	0.000	0.000	0.000	0.082	-	-				0.000	0.000	0.000	0.005	-	-	0.000	0.000	0.000	0.008	-	-				0.002		
0.250	0.000	0.000	0.000	0.045	-	-	0.000	0.000	0.000	0.050	-	-				0.000	0.000	0.000	0.020	-	-	0.000	0.000	0.000	0.025	-	-				0.003		
0.300	0.000	0.000	0.000	0.023	-	-	0.000	0.000	0.000	0.028	-	-				0.000	0.000	0.000	0.048	-	-	0.000	0.000	0.000	0.054	-	-				0.003		
0.350	0.000	0.000	0.000	0.011	-	-	0.000	0.000	0.000	0.016	-	-				0.000	0.000	0.000	0.086	-	-	0.000	0.000	0.000	0.091	-	-				0.004		
0.400	0.000	0.000	0.000	0.005	-	-	0.000	0.000	0.000	0.008	-	-				0.000	0.000	0.000	0.131	-	-	0.000	0.000	0.000	0.133	-	-				0.004		
0.450	0.000	0.000	0.000	0.002	-	-	0.000	0.000	0.000	0.004	-	-				0.000	0.000	0.000	0.178	-	-	0.000	0.000	0.000	0.179	-	-				0.005		
0.500	0.000	0.000	0.000	0.001	-	-	0.000	0.000	0.000	0.002	-	-				0.000	0.000	0.000	0.227	-	-	0.000	0.000	0.000	0.228	-	-				0.005		
0.550					-	-	0.000	0.000	0.000	0.001	-	-								-	-	0.000	0.000	0.000	0.277	-	-				0.006		
0.600					-	-	0.000	0.000	0.000	0.001	-	-								-	-	0.000	0.000	0.000	0.326	-	-				0.006		
0.650					-	-	0.000	0.000	0.000	0.002	-	-								-	-	0.000	0.000	0.000	0.376	-	-				0.007		
0.700					-	-	0.000	0.000	0.000	0.002	-	-								-	-	0.000	0.000	0.000	0.426	-	-				0.007		
Totals:						0	0					0	0	0	0						0	0						0	0	0	0		
Number of Trades:						0						0		0							0.00						0		0				

PPC (CR)

(Contract Size: 100 Securities, Exercise Style: American, Physical Delivery)

Exercise Price	Call Options														Put Options																		
	May 2016						June 2016						Other Months		May 2016						June 2016						Other Months		Exercise Price				
	Open price	Price max	Price min	Last price	Closing price	Volume	Open Interest	Open price	Price max	Price min	Last price	Closing price	Volume	Open Interest	Volume	Open Interest	Open price	Price max	Price min	Last price	Closing price	Volume	Open Interest	Open price	Price max	Price min	Last price	Closing price		Volume	Open Interest	Volume	Open Interest
1.800	0.000	0.000	0.000	1.26	-	-	0.000	0.000	0.000	1.26	-	-				0.000	0.000	0.000	0.001	-	-	0.000	0.000	0.000	0.000	0.001	-	-					0.018
1.900	0.000	0.000	0.000	1.16	-	-	0.000	0.000	0.000	1.16	-	-				0.000	0.000	0.000	0.001	-	-	0.000	0.000	0.000	0.000	0.001	-	-				0.019	
2.000	0.000	0.000	0.000	1.06	-	-	0.000	0.000	0.000	1.07	-	-				0.000	0.000	0.000	0.002	-	-	0.000	0.000	0.000	0.000	0.001	-	-				0.020	
2.200	0.000	0.000	0.000	0.862	-	-	0.000	0.000	0.000	0.869	-	-				0.000	0.000	0.000	0.001	-	-	0.000	0.000	0.000	0.000	0.004	-	-				0.022	
2.400	0.000	0.000	0.000	0.662	-	-	0.000	0.000	0.000	0.680	-	-				0.000	0.000	0.000	0.001	-	-	0.000	0.000	0.000	0.000	0.014	-	-				0.024	
2.600	0.000	0.000	0.000	0.466	-	-	0.000	0.000	0.000	0.507	-	-				0.000	0.000	0.000	0.004	-	-	0.000	0.000	0.000	0.000	0.041	-	-				0.026	
2.800	0.000	0.000	0.000	0.288	-	-	0.000	0.000	0.000	0.358	-	-				0.000	0.000	0.000	0.025	-	-	0.000	0.000	0.000	0.000	0.091	-	-				0.028	
3.000	0.000	0.000	0.000	0.148	-	5	0.000	0.000	0.000	0.240	-	-				0.000	0.000	0.000	0.086	-	150	0.000	0.000	0.000	0.000	0.173	-	-				0.030	
3.200	0.000	0.000	0.000	0.062	-	-	0.000	0.000	0.000	0.150	-	-				0.000	0.000	0.000	0.200	-	-	0.000	0.000	0.000	0.000	0.283	-	-				0.032	
3.400	0.000	0.000	0.000	0.020	-	-	0.000	0.000	0.000	0.090	-	-				0.000	0.000	0.000	0.358	-	-	0.000	0.000	0.000	0.000	0.423	-	-				0.034	
3.600	0.000	0.000	0.000	0.005	-	-	0.000	0.000	0.000	0.051	-	-				0.000	0.000	0.000	0.544	-	-	0.000	0.000	0.000	0.000	0.585	-	-				0.036	
3.800	0.000	0.000	0.000	0.001	-	-	0.000	0.000	0.000	0.028	-	-				0.000	0.000	0.000	0.740	-	-	0.000	0.000	0.000	0.000	0.762	-	-				0.038	
4.000	0.000	0.000	0.000	0.001	-	-	0.000	0.000	0.000	0.015	-	-				0.000	0.000	0.000	0.940	-	-	0.000	0.000	0.000	0.000	0.949	-	-				0.040	
4.400	0.000	0.000	0.000	0.001	-	-	0.000	0.000	0.000	0.003	-	-				0.000	0.000	0.000	1.34	-	-	0.000	0.000	0.000	0.000	1.34	-	-				0.044	
4.800					-	-	0.000	0.000	0.000	0.001	-	-										0.000	0.000	0.000	0.000	1.74	-	-				0.048	
5.200					-	-	0.000	0.000	0.000	0.001	-	-										-	-	0.000	0.000	0.000	2.14	-	-				0.052
5.600					-	-	0.000	0.000	0.000	0.001	-	-										-	-	0.000	0.000	0.000	2.54	-	-				0.056
6.000					-	-	0.000	0.000	0.000	0.001	-	-										-	-	0.000	0.000	0.000	2.94	-	-				0.060
6.400					-	-	0.000	0.000	0.000	0.001	-	-										-	-	0.000	0.000	0.000	3.34	-	-				0.064
6.800					-	-	0.000	0.000	0.000	0.001	-	-										-	-	0.000	0.000	0.000	3.74	-	-				0.068
7.200					-	-	0.000	0.000	0.000	0.002	-	-										-	-	0.000	0.000	0.000	4.14	-	-				0.072
Totals:					0	5					0	0	0	0					0	150						0	50	0	0				
Number of Trades:					0						0		0							0.00						0		0					

Lending Products	Underlying Title	Multilateral Transactions[1]					Bilateral Transactions[2]		Stock Borrowing through OTC (volume)[3]
		Open Interest[5]	Volume(Offered)	Average Weighted	Transactions volume	Average Weighted	Transactions Volume	Average Weighted	Transactions Volume
AEGBOR	AEGEAN AIRLINES (CR)	500	6,779	3.86%	---	---	---	---	11,756
ALPHABOR	ALPHA BANK (CR)	91,688	219	5.31%	---	---	---	---	2,447,593
AETFBOR	ALPHA ETF FTSE Athex Large Cap	---	---	---	---	---	---	---	---
ALMYBOR	ALUMIL (CR)	---	---	---	---	---	---	---	---
ASCOBOR	AS COMPANY SA (CR)	---	---	---	---	---	---	---	---
IATRBOR	ATHENS MEDICAL CENTER SA (CR)	---	37,904	5.31%	---	---	---	---	---
OTOELBOR	AUTOHELLAS SA (CR)	---	1,361	5.31%	---	---	---	---	---
BOCBOR	BANK OF CYPRUS (CR)	---	68	5.32%	---	---	---	---	2,008
EEEBOR	CC HBC AG (CR)	5,446	1	5.65%	---	---	---	---	70,546
CENTRBOR	CENTRIC HOLDINGS (CR)	---	16,000	5.31%	---	---	---	---	---
SOLKBOR	CORINTH PIPEWORKS SA (CR)	---	---	---	---	---	---	---	---
PLAKRBOR	CRETE PLASTICS SA (CR)	---	---	---	---	---	---	---	---
ELLAKTORBOR	ELLAKTOR (CR)	300	61,425	5.31%	---	---	---	---	160
ANEMOSBOR	ELTECH ANEMOS S.A. (CR)	---	---	---	---	---	---	---	---
ELTONBOR	ELTON SA (CR)	---	---	---	---	---	---	---	---
EUROBBOR	EUROBANK ERGASIAS (CR)	5,000	3,449	5.31%	---	---	---	---	1,222,095
EUROCBOR	EUROCONSULTANTS S.A. (CR)	---	---	---	---	---	---	---	---
EUPICBOR	EUROPEAN RELIANCE INSUR. (CR)	---	---	---	---	---	---	---	---
EYDAPBOR	EYDAP S.A. (CR)	1,300	343	5.31%	---	---	---	---	17,780
FLEXOBOR	FLEXOPACK SA (CR)	---	---	---	---	---	---	---	---
FFGRPBOR	FOLLI FOLLIE (CR)	10,000	68,621	3.31%	---	---	---	---	718,921
FOYRKBOR	FOURLIS (CR)	---	5,130	5.31%	---	---	---	---	3,850
GEKTERNABOR	GEK TERNA (CR)	500	35,173	5.31%	---	---	---	---	---
SARBOR	GR. SARANTIS SA (CR)	---	1,769	5.31%	---	---	---	---	---
EUPROBOR	GRIVALIA PROPERTIES (CR)	---	67,682	5.31%	---	---	---	---	32,742
XAKOBOR	HALKOR SA (CB)	---	50,550	5.31%	---	---	---	---	---
EXAEBOR	HELLENIC EXCHANGES-A.S.E. (CR)	10,500	368,631	5.31%	---	---	---	---	110,443
ELPEBOR	HELLENIC PETROLEUM (CR)	---	159,050	5.31%	---	---	---	---	44,796
HYGEIABOR	HYGEIA SA (CR)	---	48,700	5.31%	---	---	---	---	---
IASOBOR	IASO SA (CR)	---	---	---	---	---	---	---	---
IKTINBOR	IKTINOS HELLAS SA (CR)	---	---	---	---	---	---	---	---

Stock Lending Notes

[1] - Multilateral contracts Lending or Borrowing as per Methods 8-1, 8-2 and 8-3-3 (According to ATHEX BoD Resolution No.17)

[2] - Bilateral Contracts Lending or Borrowing as per Methods 8-3-1 and 8-3-2 (According to ATHEX BoD Resolution No.20)

[3] - The information concerning OTC Stock Borrowing Transactions is based on the statements of the Dematerialised Securities System (DSS) operators involved and refers to volumes that have been registered up until the previous working day.

[4] - Average Price (Volume weighted)

[5] - The Data concerning Open Interest before the start of trading session

Lending Products	Underlying Title	Multilateral Transactions[1]					Bilateral Transactions[2]		Stock Borrowing through OTC (volume)[3]	
		Open Interest[5]	Volume(Offered)	Average Weighted	Transactions volume	Average Weighted	Transactions Volume	Average Weighted	Transactions Volume	
LYKBOR	INFORM P. LYKOS SA (CR)	---	---	---	---	---	---	---	---	
INTRKBOR	INTRACOM HOLDINGS (CR)	---	168,546	5.31%	---	---	---	---	---	
INLOTBOR	INTRALOT (CR)	---	66,800	5.31%	---	---	---	---	803	
AVAXBOR	J & P - AVAX SA (CR)	281	20,110	5.31%	---	---	---	---	---	
BELABOR	JUMBO SA (CR)	34,301	43,691	5.31%	---	---	---	---	26,365	
KLEMBOR	KLEEMAN HELLAS SA (CR)	---	23,512	5.31%	---	---	---	---	---	
KORRESBOR	KORRES (CR)	---	---	---	---	---	---	---	---	
KRIBOR	KRI-KRI S.A. (CR)	---	47,768	5.31%	---	---	---	---	---	
KYRMBOR	KYRIAKIDIS MARBLES SA (CR)	---	5,737	5.31%	---	---	---	---	---	
LAMDABOR	LAMDA DEVELOPMENT SA (CR)	---	111	5.31%	---	---	---	---	10,377	
MIGBOR	MARFIN INVESTMENT GROUP (CR)	---	79,419	5.31%	---	---	---	---	744,474	
METKKBOR	METKA (CR)	5,650	10,296	5.31%	---	---	---	---	965	
MLSBOR	MLS MULTIMEDIA SA (CR)	---	9,118	5.31%	---	---	---	---	---	
MOHBOR	MOTOR OIL (CR)	15,498	24,696	5.31%	---	---	---	---	37,254	
MYTILBOR	MYTILINEOS HOLDINGS (CR)	5,770	146,557	5.31%	---	---	---	---	---	
ETEBOR	NATIONAL BANK (CR)	234,518	9,471	5.16%	3,000	4.06%	---	---	1,224,527	
ETFASEBOR	NBGAM ETF	---	---	---	---	---	---	---	---	
ETFGT30PBOR	NBGAM ETF GREECE & TURKEY 30	---	---	---	---	---	---	---	---	
OPAPBOR	OPAP (CR)	67,600	12,800	3.31%	---	---	---	---	855,534	
HTOBOR	OTE (CR)	4,200	18,810	4.24%	---	---	---	---	206,779	
PPABOR	P.P.A. S.A. (CR)	---	958	5.31%	---	---	---	---	901	
PETROBOR	PETROPOULOS PETROS (CR)	---	---	---	---	---	---	---	---	
TPEIRBOR	PIRAEUS BANK (CR)	55,146	5,812	5.31%	---	---	---	---	2,960,343	
PLAISBOR	PLAISIO COMPUTERS SA (CR)	---	---	---	---	---	---	---	---	
PPCBOR	PPC (CR)	5,950	100,578	5.31%	---	---	---	---	1,177,224	
QUALBOR	QUALITY & RELIABILITY SA (CR)	---	---	---	---	---	---	---	---	
QUESTBOR	QUEST HOLDINGS (CR)	---	---	---	---	---	---	---	---	
KAMPBOR	REDS S.A. (CR)	---	---	---	---	---	---	---	---	
OLYMPBOR	TECHNICAL OLYMPIC SA (CR)	---	9,039	5.31%	---	---	---	---	---	
TENERGYBOR	TERNA ENERGY (CR)	---	20,992	5.31%	---	---	---	---	22,000	
EYAPSBOR	THESSALONIKA WATER & SEWERAGE	---	1,838	5.31%	---	---	---	---	---	

Stock Lending Notes

[1] - Multilateral contracts Lending or Borrowing as per Methods 8-1, 8-2 and 8-3-3 (According to ATHEX BoD Resolution No.17)

[2] - Bilateral Contracts Lending or Borrowing as per Methods 8-3-1 and 8-3-2 (According to ATHEX BoD Resolution No.20)

[3] - The information concerning OTC Stock Borrowing Transactions is based on the statements of the Dematerialised Securities System (DSS) operators involved and refers to volumes that have been registered up until the previous working day.

[4] - Average Price (Volume weighted)

[5] - The Data concerning Open Interest before the start of trading session

Lending Products	Underlying Title	Open Interest[5]	Multilateral Transactions[1]				Bilateral Transactions[2]		Stock Borrowing through OTC (volume)[3]
			Volume(Offered)	Average Weighted	Transactions volume	Average Weighted	Transactions Volume	Average Weighted	Transactions Volume
PLATBOR	THRACE PLASTICS SA (CR)	---	42,700	5.31%	---	---	---	---	---
TITKBOR	TITAN CEMENT (CR)	12,516	231,792	3.31%	16	2.65%	---	---	3,204
OLTHBOR	TPA SA (CR)	---	263	5.31%	---	---	---	---	---
VIOBOR	VIOHALCO SA/NV (CB)	3,519	54,959	5.31%	---	---	---	---	---

Stock Lending Notes

[1] - Multilateral contracts Lending or Borrowing as per Methods 8-1, 8-2 and 8-3-3 (According to ATHEX BoD Resolution No.17)

[2] - Bilateral Contracts Lending or Borrowing as per Methods 8-3-1 and 8-3-2 (According to ATHEX BoD Resolution No.20)

[3] - The information concerning OTC Stock Borrowing Transactions is based on the statements of the Dematerialised Securities System (DSS) operators involved and refers to volumes that have been registered up until the previous working day.

[4] - Average Price (Volume weighted)

[5] - The Data concerning Open Interest before the start of trading session

Sectors codification for listed companies

533	-	Exploration & Production	537	-	Integrated Oil & Gas
1353	-	Commodity Chemicals	1357	-	Specialty Chemicals
1753	-	Aluminum	1755	-	Nonferrous Metals
1757	-	Steel	1775	-	General Mining
2353	-	Building Materials & Fixtures	2357	-	Heavy Construction
2723	-	Containers & Packaging	2727	-	Diversified Industrials
2733	-	Electrical Components & Equipment	2753	-	Commercial Vehicles & Trucks
2757	-	Industrial Machinery	2773	-	Marine Transportation
2777	-	Transportation Services	2791	-	Business Support Services
2797	-	Industrial Suppliers	3535	-	Distillers & Vintners
3537	-	Soft Drinks	3573	-	Farming Fishing & Plantations
3577	-	Food Products	3722	-	Durable Household Products
3726	-	Furnishings	3728	-	Home Construction
3747	-	Toys	3763	-	Clothing & Accessories
3765	-	Footwear	3767	-	Personal Products
3785	-	Tobacco	4533	-	Health Care Providers
4535	-	Medical Equipment	4577	-	Pharmaceuticals
5337	-	Food Retailers & Wholesalers	5371	-	Apparel Retailers
5373	-	Broadline Retailers	5375	-	Home Improvement Retailers
5379	-	Specialty Retailers	5553	-	Broadcasting & Entertainment
5555	-	Media Agencies	5557	-	Publishing
5751	-	Airlines	5752	-	Gambling
5753	-	Hotels	5755	-	Recreational Services
5757	-	Restaurants & Bars	5759	-	Travel & Tourism
6535	-	Fixed Line Telecommunications	6575	-	Mobile Telecommunications
7535	-	Conventional Electricity	7537	-	Alternative Electricity
7577	-	Water	8355	-	Banks
8534	-	Insurance Brokers	8536	-	Property & Casualty Insurance
8633	-	Real Estate Holding & Development	8637	-	Real Estate Services
8671	-	Industrial & Office REITs	8675	-	Specialty REITs
8775	-	Specialty Finance	8777	-	Investment Services
8985	-	Equity Investment Instruments	9533	-	Computer Services
9535	-	Internet	9537	-	Software
9572	-	Computer Hardware	9574	-	Electronic Office Equipment
9578	-	Telecommunications Equipment	12003	-	ETF



ATHEXGROUP
Όμιλος Χρηματιστηρίου Αθηνών

Λεωφ. Αθηνών 110 104 42 Αθήνα
110, Athinon Ave. GR 104 42 Athens
tel. (+30)210-33.66.800, fax (+30)210-33.66.101
www.athexgroup.gr