



ATHEXGROUP
Athens Exchange Group

Hellenic Exchanges – Athens Stock Exchange S.A.



2016

δελτιο ημερησιων συναλλαγων

daily official list

Tuesday, 12 April, 2016

Year: 137 Trading Day No: 68



Disclaimer:

Hellenic Exchanges-Athens Stock Exchange S.A endeavours to ensure that the data and other material ("Information") presented on the Daily Official List are accurate and complete, but it is not liable for any errors or omissions of data or /and for the accuracy, credibility, updating and completeness of the aforesaid information nor it has any liability arising directly or indirectly from the use of the above Information.

The Company is not liable for the accuracy of the data included in listed companies' announcements. Only the sender of such an announcement is fully and solely liable for any infringement of third party's rights from the content of such announcement. All contents of the Daily Official List are provided only for information purposes and do not constitute investment advice or solicitation to invest in securities or other products listed for trading on the Exchange.

You acknowledge and agree that the Company is the owner of any property rights related to any Information appearing on the Daily Official List including intellectual property rights copyright, trademarks, etc.

The above data are a property of the Hellenic Exchanges-Athens Exchange and are copyright protected. Users are forbidden to reproduce, modify, copy, sale, transmit or redistribute, by all reproduction means and methods, part or the whole of the above data, without reference to their source.

The commercial exploitation of these data is, also, forbidden by third parties. Hellenic Exchanges-Athens Exchange does not carry any responsibility, direct or indirect, derived from usage or accidental alteration of the above data when used by third parties.

Hellenic Exchanges – Athens Stock Exchange S.A.

110 Athinon Ave., 10442 Athens, Tel: (210) 33.66.800, Fax: (210) 32.13.938

www.helex.gr

Thessalonica Stock Exchange Center (T.S.E.C)

16-18 Katouni Str., Thessalonica 546 25 Tel: (2310) 567.667, Fax: (2310) 530.545

Athex Members Guarantee Fund

14-16 Fidiou Str., Athens 106 78, Tel: (210) 33.04.682, Fax: (210) 33.04.155

Hellenic Republic Capital Market Commission

1 Kolokotroni Str. & 1 Stadiou Str., Athens 10562 Tel: (210) 33.77.100 Fax: (210) 33.77.173

Table of Contents

Section 1: Statistical Figures of Securities, Derivatives and Lending

Summary of Markets

Athex Indices

Analytic Figures for Athex Market's Boards and Categories

Trading Details by Athex Sectors and Financial Instruments (ETFs)

Top 10 best & worst performing Shares

Derivatives Summary

Section 2: Analytic Figures of Shares Transactions

Analytic Figures of Shares Transactions

Shares' Notes

Section 3: Figures of Securities Transactions

Securities Blocks Details

Shares Rights Details

Stock Borrowing

Shares Forced Sales

Forced Sales Registered Shares

Exchange Traded Funds (ETFs) Characteristics

Section 5: Bonds traded in Fixed Income Assets Market

Corporate Bonds

Government Bonds

Treasury Bills & Zero Coupon Government Bonds

Government Bonds Traded with the Open Outcry Method

State Banks Bonds

Section 6: Additional Infos

Athex & ATHEXClear Members List

List of Stocks under Market Making operations

Equity Investment Instruments Acknowledgements

Section 7: Derivatives Market Analytic Figures

Index Futures

Stock Futures

Index Options

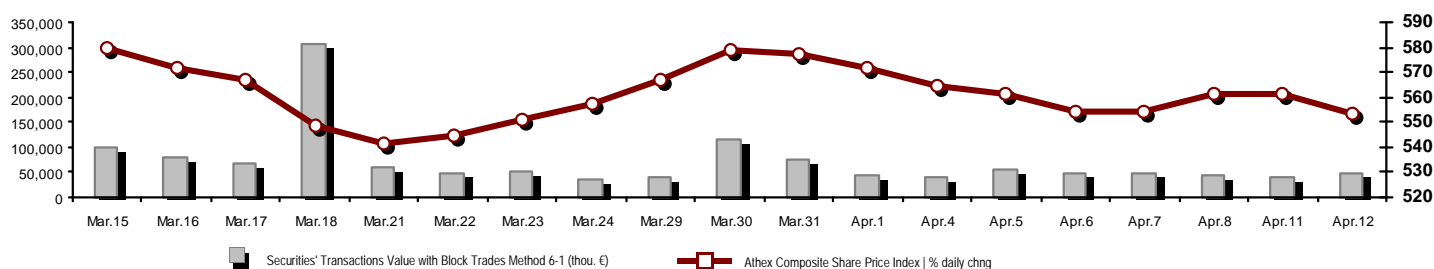
Stock Options

Stock Lending Analytic Figures

Appendix A: Sectors codification for listed companies

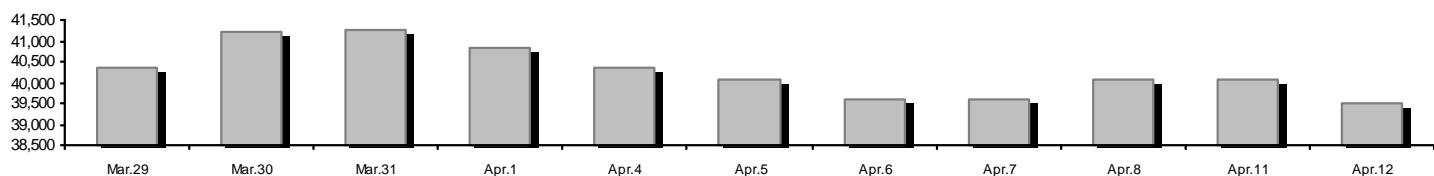
Summary of Markets

Athex Composite Share Price Index vs Shares and Derivatives Transactions Value

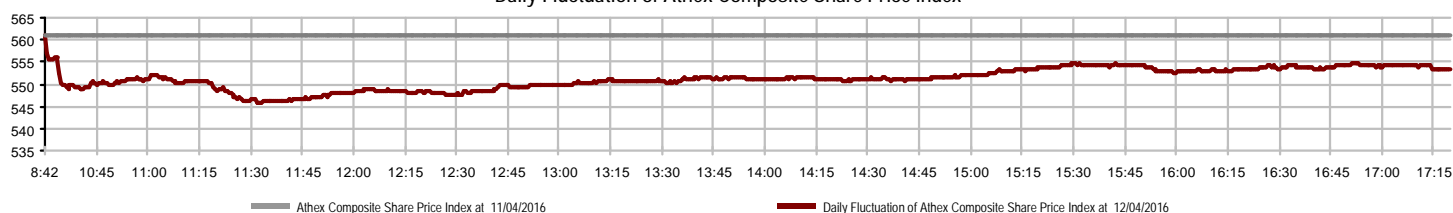


| | |
|--|---|
| Athex Capitalisation (mill. €) **: 39,504.03 | Derivatives Total Open Interest: 207,631 |
| Daily change: mill. € %: -584.95 -1.46% | in Index Futures % daily chng: 14,610 -1.36% |
| Yearly Avg Capitalisation: mill. € % chng prev year Avg: 39,092.67 -10.39% | in Stock Futures % daily chng: 189,305 -3.46% |
| Athex Composite Share Price Index % daily chng: 553.43 -1.34% | in Index Options % daily chng: 3,636 1.42% |
| Athex Composite Share Price Index Capitalisation (mill. €): 35,108.80 | in Stock Options % daily chng: 80 6.67% |
| Daily change (mill. €): -608.03 | |
| Securities' Transactions Value with Block Trades Method 6-1 (thou. €): 45,897.28 | Derivatives Contracts Volume: 50,351 |
| Daily change: thou. € %: 5,398.96 13.33% | Daily change: pieces %: 23,080 84.63% |
| YtD Avg Trans. Value: thou. € % chng prev year Avg: 68,583.85 -19.89% | YtD Avg Derivatives Contracts % chng prev year Avg: 62,598 -4.73% |
| Blocks Transactions Value of Method 6-1 (thou. €): 4,063.10 | Derivatives Trades Number: 2,270 |
| Blocks Transactions Value of Method 6-2 & 6-3 (thou. €): 0.00 | Daily change: number %: 900 65.69% |
| Bonds Transactions Value (thou. €): 0.00 | YtD Avg Derivatives Trades number % chng prev year Avg: 2,886 -11.70% |
| Securities' Transactions Volume with Block Trades Method 6-1 (thou. pieces): 83,196.16 | Lending Total Open Interest: 539,210 |
| Daily change: thou. pieces %: 10,479.72 14.41% | Daily change: pieces %: -23,859 -4.24% |
| YtD Avg Volume: thou. pieces % chng prev year Avg: 123,036.58 -36.26% | Lending Volume (Multilateral/Bilateral): 66,000 |
| Blocks Transactions Volume of Method 6-1 (thou. Pieces): 1,359.34 | Daily change: pieces %: 53,800 440.98% |
| Blocks Transactions Volume of Method 6-2 & 6-3 (thou. Pieces): 0.00 | Multilateral Lending: 16,000 |
| Bonds Transactions Volume (thou. pieces): 0.00 | Bilateral Lending: 50,000 |
| Securities' Trades Number with Block Trades Method 6-1: 19,140 | Lending Trades Number: 3 |
| Daily change: number %: 6,640 53.12% | Daily change: thou. € %: 0 0.00% |
| YtD Avg Derivatives Trades number % chng prev year Avg: 23,126 -14.36% | Multilateral Lending Trades Number: 2 |
| Number of Blocks Method 6-1: 6 | Bilateral Lending Trades Number: 1 |
| Number of Blocks Method 6-2 & 6-3: 0 | |
| Number of Bonds Transactions: 0 | |

Athex Capitalisation (mill. €) **



Daily Fluctuation of Athex Composite Share Price Index



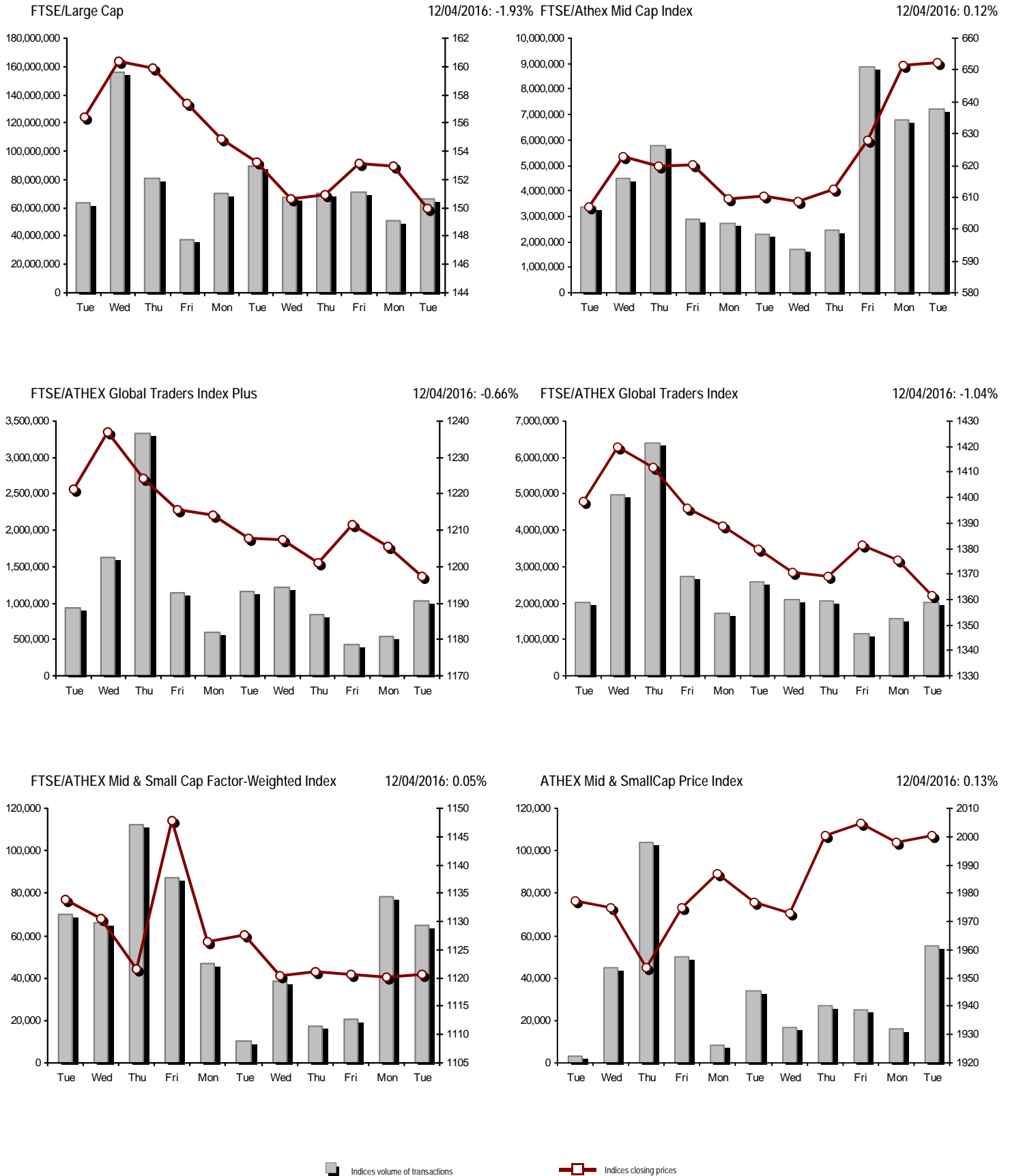
Athex Indices

| Index name | 12/04/2016 | 11/04/2016 | pts. | % | Min | Max | Year min | Year max | Year change |
|--|------------|------------|--------|--------|----------|----------|----------|----------|-------------|
| Athex Composite Share Price Index | 553.43 € | 560.97 | -7.54 | -1.34% | 545.75 | 560.97 | 420.82 | 631.35 | -12.34% € |
| FTSE/Athex Large Cap | 150.01 € | 152.96 | -2.95 | -1.93% | 147.88 | 152.96 | 107.52 | 183.34 | -18.18% € |
| FTSE/Athex Mid Cap Index | 652.30 # | 651.51 | 0.79 | 0.12% | 627.86 | 656.27 | 515.21 | 820.16 | -20.10% € |
| FTSE/ATHEX-CSE Banking Index | 30.24 € | 31.57 | -1.33 | -4.21% | 29.43 | 31.58 | 13.57 | 44.84 | -32.20% € |
| FTSE/ATHEX Global Traders Index Plus | 1,197.43 € | 1,205.41 | -7.98 | -0.66% | 1,190.15 | 1,205.41 | 1,031.55 | 1,278.16 | -6.06% € |
| FTSE/ATHEX Global Traders Index | 1,361.29 € | 1,375.59 | -14.30 | -1.04% | 1,350.54 | 1,375.59 | 1,129.41 | 1,426.71 | -4.59% € |
| FTSE/ATHEX Mid & Small Cap Factor-Weighted Ind | 1,120.65 # | 1,120.14 | 0.51 | 0.05% | 1,110.34 | 1,126.46 | 1,066.64 | 1,261.08 | -10.75% € |
| Greece & Turkey 30 Price Index | 494.49 € | 496.11 | -1.62 | -0.33% | 491.67 | 498.34 | 396.10 | 504.35 | 6.52% # |
| ATHEX Mid & SmallCap Price Index | 2,000.45 # | 1,997.90 | 2.55 | 0.13% | 1,983.17 | 2,009.61 | 1,848.24 | 2,183.18 | -7.90% € |
| FTSE/Athex Market Index | 367.98 € | 374.91 | -6.93 | -1.85% | 362.56 | 374.91 | 265.17 | 449.96 | -18.22% € |
| FTSE Med Index | 4,820.17 # | 4,817.76 | 2.40 | 0.05% | | | 4,396.47 | 5,530.53 | -12.84% € |
| Athex Composite Index Total Return Index | 824.35 € | 835.58 | -11.23 | -1.34% | 812.91 | 835.58 | 626.16 | 939.41 | -12.25% € |
| FTSE/Athex Large Cap Total Return | 207.07 € | 211.14 | -4.07 | -1.93% | | | 157.44 | 246.77 | -18.12% € |
| FTSE/ATHEX Large Cap Net Total Return | 618.56 € | 630.72 | -12.16 | -1.93% | 609.77 | 630.72 | 443.06 | 755.50 | -18.13% € |
| FTSE/Athex Mid Cap Total Return | 801.98 # | 801.00 | 0.98 | 0.12% | | | 669.55 | 1,008.35 | -20.10% € |
| FTSE/ATHEX-CSE Banking Total Return Index | 28.21 € | 29.45 | -1.24 | -4.21% | | | 15.92 | 42.34 | -35.13% € |
| Greece & Turkey 30 Total Return Index | 621.25 # | 612.10 | 9.15 | 1.49% | | | 502.35 | 627.50 | 7.91% # |
| Hellenic Mid & Small Cap Index | 680.17 € | 683.61 | -3.44 | -0.50% | 669.64 | 683.61 | 560.15 | 722.84 | -4.95% € |
| FTSE/Athex Banks | 39.95 € | 41.72 | -1.77 | -4.24% | 38.88 | 41.73 | 17.93 | 59.24 | -32.20% € |
| FTSE/Athex Insurance | 1,527.82 ~ | 1,527.82 | 0.00 | 0.00% | 1,527.82 | 1,527.82 | 1,274.94 | 1,612.11 | 3.57% # |
| FTSE/Athex Financial Services | 1,013.27 # | 1,012.96 | 0.31 | 0.03% | 961.09 | 1,014.60 | 634.69 | 1,034.56 | 4.04% # |
| FTSE/Athex Industrial Goods & Services | 1,439.84 # | 1,437.13 | 2.71 | 0.19% | 1,415.03 | 1,451.38 | 1,369.56 | 1,844.00 | -21.09% € |
| FTSE/Athex Retail | 2,624.65 € | 2,629.92 | -5.27 | -0.20% | 2,596.43 | 2,629.92 | 1,826.41 | 2,691.96 | 3.90% # |
| FTSE/ATHEX Real Estate | 2,479.09 # | 2,421.61 | 57.48 | 2.37% | 2,366.72 | 2,479.09 | 2,154.15 | 2,502.99 | 2.44% # |
| FTSE/Athex Personal & Household Goods | 5,834.69 # | 5,834.46 | 0.23 | 0.00% | 5,708.10 | 5,861.21 | 4,433.32 | 6,053.11 | 15.23% # |
| FTSE/Athex Food & Beverage | 6,616.37 € | 6,657.41 | -41.04 | -0.62% | 6,586.59 | 6,657.41 | 5,952.97 | 7,376.68 | -10.31% € |
| FTSE/Athex Basic Resources | 1,454.26 € | 1,473.22 | -18.96 | -1.29% | 1,420.18 | 1,484.69 | 1,200.24 | 1,648.25 | -11.04% € |
| FTSE/Athex Construction & Materials | 1,852.16 € | 1,868.54 | -16.38 | -0.88% | 1,842.27 | 1,868.54 | 1,500.04 | 2,059.39 | -1.40% € |
| FTSE/Athex Oil & Gas | 2,189.67 € | 2,216.96 | -27.29 | -1.23% | 2,161.12 | 2,216.96 | 1,860.37 | 2,447.68 | -9.21% € |
| FTSE/Athex Chemicals | 7,036.93 # | 6,940.16 | 96.77 | 1.39% | 6,795.01 | 7,036.93 | 6,190.46 | 7,133.70 | 3.30% # |
| FTSE/Athex Travel & Leisure | 1,184.33 € | 1,184.59 | -0.26 | -0.02% | 1,159.37 | 1,205.14 | 982.74 | 1,426.44 | -16.88% € |
| FTSE/Athex Technology | 554.00 € | 563.58 | -9.58 | -1.70% | 553.67 | 566.27 | 489.05 | 598.90 | -3.15% € |
| FTSE/Athex Telecommunications | 2,023.14 € | 2,078.19 | -55.05 | -2.65% | 2,014.88 | 2,078.19 | 1,802.93 | 2,543.37 | -20.45% € |
| FTSE/Athex Utilities | 1,399.31 € | 1,417.09 | -17.78 | -1.25% | 1,377.75 | 1,417.09 | 1,136.34 | 1,734.68 | -16.48% € |
| FTSE/Athex Health Care | 126.89 € | 130.86 | -3.97 | -3.03% | 119.75 | 130.86 | 61.86 | 133.24 | 49.53% # |
| Athex All Share Index | 139.64 € | 141.71 | -2.07 | -1.46% | 139.64 | 139.64 | 113.39 | 162.12 | -15.07% € |
| Hellenic Corporate Bond Index | 100.07 # | 99.98 | 0.09 | 0.09% | | | 96.90 | 100.40 | -0.41% € |
| Hellenic Corporate Bond Price Index | 92.80 # | 92.76 | 0.04 | 0.04% | | | 90.43 | 94.61 | -2.06% € |

Note 1: Greece & Turkey 30 Pr data is the indicative at 17:20, whereas FTSE/ATHEX Custom Capped, FTSE/ATHEX Custom Capped - USD, FTSE/ATHEX Custom Capped TR, FTSE/ATHEX Custom Capped - USD TR, FTSE/Med 100 & Greece & Turkey 30 Rt., Hellenic Corporate Bond Price Index, Hellenic Corporate Bond Index closing prices refer to the previous trading day of 08/04/2016.

Note 2: The Hellenic Mid & Small Cap Index is a Customized index calculated by the Athens Exchange.

Athex Indices



Analytic Figures for Athex Market's Boards and Categories

| | Total Traded Securities | Main Market | Low Dispersion | Other Categories (*) | Exchange Traded Funds (ETFs) | Warrants |
|---------------------------------------|-------------------------|--------------|----------------|----------------------|------------------------------|-----------|
| Totals | 120 | 97 | 5 | 12 | 3 | 3 |
| Gain / Lose / Same: | 41 / 62 / 17 | 34 / 50 / 13 | 1 / 2 / 2 | 5 / 7 / 0 | 0 / 3 / 0 | 1 / 0 / 2 |
| Athex Capitalisation (mill. €) ** | 39,504.03 | 36,846.84 | 2,539.18 | 118.00 | | |
| Daily Average Trans/ons Value(thou.€) | 68,583.85 | 68,555.36 | 41.25 | 5.17 | 16.78 | 14.26 |
| Transactions Value | 45,897.28 | 45,817.94 | 17.85 | 4.28 | 13.62 | 43.59 |
| Main Board: | 41,813.41 | 41,734.07 | 17.85 | 4.28 | 13.62 | 43.59 |
| Blocks Board 6_2_3: | 4,063.10 | 4,063.10 | 0.00 | 0.00 | 0.00 | 0.00 |
| Forced Sales Board: | 20.77 | 20.77 | 0.00 | 0.00 | 0.00 | 0.00 |
| Special Terms Board: | 0.00 | 0.00 | 0.00 | 0.00 | 0.00 | 0.00 |
| Daily Average Transactions Volume | 123,036,576 | 115,538,009 | 18,825 | 88,622 | 11,338 | 7,450,007 |
| Transactions Volume | 83,196,159 | 75,551,395 | 15,538 | 50,716 | 4,764 | 7,573,746 |
| Main Board: | 81,829,185 | 74,184,421 | 15,538 | 50,716 | 4,764 | 7,573,746 |
| Blocks Board 6_2_3: | 1,359,337 | 1,359,337 | 0 | 0 | 0 | 0 |
| Forced Sales Board: | 7,637 | 7,637 | 0 | 0 | 0 | 0 |
| Special Terms Board: | 0 | 0 | 0 | 0 | 0 | 0 |
| Daily Average Number of Trades | 23,126 | 22,958 | 40 | 51 | 5 | 74 |
| Number of Trades | 19,140 | 18,852 | 42 | 28 | 9 | 209 |
| Main Board: | 19,128 | 18,840 | 42 | 28 | 9 | 209 |
| Blocks Board 6_2_3: | 6 | 6 | 0 | 0 | 0 | 0 |
| Forced Sales Board: | 6 | 6 | 0 | 0 | 0 | 0 |
| Special Terms Board: | 0 | 0 | 0 | 0 | 0 | 0 |

(*) Summarised Transactions figures for Under Deletion and Under Supervision Categories. (**) The Market Capitalization of the Companies that belong in the Under Supervision Status is not included.

Trading Details by Athex Sectors and Financial Instruments (ETFs)

| Code | Sectors | Gain / Lose / Same | Number of Trades | Transactions Volume | Transactions Value | % of Total Trans. Value |
|-------|-------------------------------|--------------------|------------------|---------------------|--------------------|-------------------------|
| 8300 | - Banks | 2 / 6 / 2 | 9,072 | 75,784,082 | 27,161,158.12 | 59.18% |
| 1700 | - Basic Resources | 3 / 4 / 1 | 529 | 91,219 | 216,061.43 | 0.47% |
| 1300 | - Chemicals | 1 / 1 / 1 | 22 | 3,580 | 7,018.97 | 0.02% |
| 2300 | - Construction & Materials | 4 / 8 / 2 | 704 | 243,624 | 939,140.73 | 2.05% |
| 12000 | - Financial Instruments | 0 / 3 / 0 | 9 | 4,764 | 13,621.22 | 0.03% |
| 8700 | - Financial Services | 1 / 1 / 0 | 882 | 3,456,669 | 622,455.48 | 1.36% |
| 3500 | - Food & Beverage | 3 / 6 / 0 | 177 | 75,131 | 338,366.54 | 0.74% |
| 4500 | - Health Care | 2 / 1 / 0 | 148 | 210,582 | 34,741.30 | 0.08% |
| 2700 | - Industrial Goods & Services | 7 / 6 / 4 | 1,213 | 543,760 | 543,337.50 | 1.18% |
| 8500 | - Insurance | 0 / 0 / 0 | --- | --- | --- | --- |
| 5500 | - Media | 1 / 0 / 0 | 1 | 10 | 0.45 | 0.00% |
| 500 | - Oil & Gas | 0 / 2 / 0 | 953 | 175,377 | 1,249,470.35 | 2.72% |
| 3700 | - Personal & Household Goods | 5 / 4 / 0 | 339 | 137,922 | 890,706.62 | 1.94% |
| 8600 | - Real Estate | 5 / 1 / 1 | 329 | 71,751 | 317,193.85 | 0.69% |
| 5300 | - Retail | 1 / 3 / 1 | 326 | 76,850 | 1,273,484.76 | 2.77% |
| 9500 | - Technology | 3 / 5 / 2 | 137 | 110,828 | 33,415.15 | 0.07% |
| 6500 | - Telecommunications | 0 / 1 / 0 | 1,136 | 618,732 | 4,564,663.48 | 9.95% |
| 5700 | - Travel & Leisure | 2 / 8 / 1 | 2,315 | 1,274,561 | 6,794,370.94 | 14.80% |
| 7500 | - Utilities | 1 / 2 / 2 | 848 | 316,717 | 898,076.73 | 1.96% |

Top 10 best & worst performing Shares

Main Market

| With positive Price change | Closing price | change | With negative Price change | Closing price | change |
|-------------------------------------|-----------------|----------|--------------------------------------|---------------|----------|
| INTERTECH SA (CR) | 0.249 | 28.35% # | CORINTH PIPEWORKS SA (CR) | 0.784 | -6.67% € |
| ATTICA BANK S.A. (CR) | 0.135 | 10.66% # | PIRAEUS BANK (CR) | 0.192 | -6.34% € |
| FRIGOGLASS SA (CR) | 0.373 | 10.03% # | NATIONAL BANK (CR) | 0.229 | -5.76% € |
| LAMDA DEVELOPMENT SA (CR) | 4.00 | 3.36% # | EUROBANK ERGASIAS (CR) | 0.709 | -4.58% € |
| GRIVALIA PROPERTIES (CR) | 7.69 | 1.85% # | MARFIN INVESTMENT GROUP (CR) | 0.138 | -4.17% € |
| P.P.A. S.A. (CR) | 12.18 | 1.67% # | ELLAKTOR (CR) | 1.15 | -3.36% € |
| FOURLIS (CR) | 2.88 | 1.05% # | AEGEAN AIRLINES (CR) | 8.13 | -3.21% € |
| HELLENIC EXCHANGES-A.S.E. (CR) | 5.00 | 1.01% # | PPC (CR) | 2.86 | -3.05% € |
| OPAP (CR) | 6.32 | 0.96% # | HYGEIA SA (CR) | 0.160 | -3.03% € |
| EYDAP S.A. (CR) | 4.30 | 0.94% # | INTRALOT (CR) | 1.02 | -2.86% € |
| With the highest Transactions Value | Value (thou. €) | change | With the highest Transactions Volume | Volume | change |
| ALPHA BANK (CR) | 10,481.20 | -2.81% € | NATIONAL BANK (CR) | 25,310,652 | -5.76% € |
| OPAP (CR) | 6,296.87 | 0.96% # | PIRAEUS BANK (CR) | 24,811,884 | -6.34% € |
| NATIONAL BANK (CR) | 5,797.70 | -5.76% € | EUROBANK ERGASIAS (CR) | 7,840,735 | -4.58% € |
| EUROBANK ERGASIAS (CR) | 5,518.47 | -4.58% € | ALPHA BANK (CR) | 6,128,465 | -2.81% € |
| PIRAEUS BANK (CR) | 4,753.61 | -6.34% € | MARFIN INVESTMENT GROUP (CR) | 3,421,031 | -4.17% € |
| OTE (CR) | 4,564.66 | -2.65% € | ATTICA BANK S.A. (CR) | 2,930,412 | 10.66% # |
| FOLLI FOLLIE (CR) | 1,271.66 | -0.17% € | BANK OF CYPRUS (CR) | 1,186,371 | -1.32% € |
| MOTOR OIL (CR) | 1,025.25 | -1.29% € | OPAP (CR) | 1,000,718 | 0.96% # |
| JUMBO SA (CR) | 812.44 | -0.09% € | OTE (CR) | 618,732 | -2.65% € |
| TITAN CEMENT (CR) | 704.22 | -0.56% € | FRIGOGLASS SA (CR) | 362,712 | 10.03% # |

Note: Stocks that are not included in the "Low Dispersion" and "Under Supervision" categories, and the transactions value is more than 10,000 €.

Derivatives Summary

| | Number of Trades | Volume | Open Interest |
|---------------------------------|------------------|---------------|----------------|
| Index Futures | 309 | 5,245 | 14,610 |
| FTSE/Athex Large Cap | 309 | 5,245 | 14,610 |
| Stock Futures | 1,955 | 45,033 | 189,305 |
| ALPHA BANK (CR) | 236 | 6,198 | 9,543 |
| CC HBC AG (CR) | 0 | 0 | 11 |
| CORINTH PIPEWORKS SA (CR) | 0 | 0 | 647 |
| ELLAKTOR (CR) | 3 | 5 | 1,322 |
| EUROBANK ERGASIAS (CR) | 202 | 4,601 | 20,168 |
| EYDAP S.A. (CR) | 6 | 22 | 158 |
| FOLLI FOLLIE (CR) | 8 | 11 | 161 |
| FRIGOGLASS SA (CR) | 53 | 288 | 2,032 |
| GEK TERNA (CR) | 17 | 78 | 6,861 |
| GRIVALIA PROPERTIES (CR) | 5 | 15 | 156 |
| HELLENIC EXCHANGES-A.S.E. (CR) | 14 | 27 | 439 |
| HELLENIC PETROLEUM (CR) | 22 | 30 | 4,320 |
| INTRALOT (CR) | 4 | 65 | 478 |
| JUMBO SA (CR) | 9 | 39 | 540 |
| MARFIN INVESTMENT GROUP (CR) | 301 | 9,125 | 33,447 |
| METKA (CR) | 3 | 11 | 582 |
| MOTOR OIL (CR) | 13 | 27 | 749 |
| MYTILINEOS HOLDINGS (CR) | 42 | 82 | 3,696 |
| NATIONAL BANK (CR) | 306 | 9,479 | 45,409 |
| OPAP (CR) | 89 | 433 | 2,583 |
| OTE (CR) | 98 | 337 | 2,836 |
| P.P.A. S.A. (CR) | 20 | 37 | 447 |
| PIRAEUS BANK (CR) | 379 | 13,662 | 44,791 |
| PPC (CR) | 93 | 345 | 4,971 |
| TERNA ENERGY (CR) | 1 | 2 | 1,216 |
| TITAN CEMENT (CR) | 7 | 21 | 124 |
| VIOHALCO SA/NV (CB) | 24 | 93 | 1,618 |
| Index Options | 5 | 68 | 3,636 |
| FTSE/Athex Large Cap | 5 | 68 | 3,636 |
| Stock Options | 1 | 5 | 80 |
| ALPHA BANK (CR) | 0 | 0 | 0 |
| NATIONAL BANK (CR) | 0 | 0 | 0 |
| OPAP (CR) | 0 | 0 | 45 |
| OTE (CR) | 0 | 0 | 20 |
| PIRAEUS BANK (CR) | 0 | 0 | 10 |
| PPC (CR) | 1 | 5 | 5 |
| Total Derivatives Traded | 2,270 | 50,351 | 207,631 |

| Number of Outstanding Securities | Nominal Value | Dividends [1] | | | Date of Last Coupon | | Note | Shares | Closing price | % change | Previous closing price/date | Open price | Price min | Price max | Last price | Avg price | Last Bid [7] | Last Ask [7] | P/E after | Year | Volume | Trades | Transactions Value[8] | Company Mkt Value (thou. €) | Year low | Year high | Sector[4] | |
|----------------------------------|---------------|---------------|--------------|-------|---------------------|------------|-------------------|--------------------------------|---------------|----------|-----------------------------|------------|-----------|-----------|------------|-----------|--------------|----------------|-------------|-------|-----------|-----------|-----------------------|-----------------------------|--------------|-----------|-----------|------|
| 2013 | 2014 | 2015 | Dividend [2] | Right | | | | | | | | | | | | | | | | | | | | | | | | |
| 1,141,734,167 | --- | --- | --- | --- | 11/06/2013 | --- | ALPHA BANK (W) | 0.003 | --- | 0.003 | 11/04/2016 | 0.002 | 0.001 | 0.003 | 0.003 | 0.002 | 663659@0.002 | 13941513@0.003 | --- | 2015 | 3,641,041 | 49 | 7,283.77 | 2,658,804.48 | 0.001 | 0.004 | 8355 | |
| 245,745,725 | --- | --- | --- | --- | 27/06/2013 | --- | NATIONAL BANK (W) | 0.012 | 20.00 | # 0.010 | 11/04/2016 | 0.008 | 0.007 | 0.014 | 0.012 | 0.010 | 39925@0.011 | 368259@0.012 | --- | 2015 | 3,616,705 | 155 | 35,993.08 | 2,094,697.70 | 0.002 | 0.025 | 8355 | |
| 843,637,022 | --- | --- | --- | --- | 03/07/2013 | --- | PIRAEUS BANK (W) | 0.001 | --- | 0.001 | 11/04/2016 | 0.001 | 0.001 | 0.001 | 0.001 | 0.001 | --- | 53863972@0.001 | --- | 2015 | 316,000 | 5 | 316.00 | 1,676,771.19 | 0.001 | 0.002 | 8355 | |
| Warrants | | | | | | | | | | | | | | | | | | | | | | | | | | | | |
| 71,417,100 | 0.650 | --- | 0.7 | --- | 14/05/2015 | 27/06/2014 | --- | AEGEAN AIRLINES (CR) | 8.13 | -3.21 | € 8.40 | 11/04/2016 | 8.15 | 8.04 | 8.37 | 8.13 | 8.16 | 83@8.13 | 750@8.20 | 10.70 | 2015 | 36,602 | 383 | 298,730.62 | 580,621.02 | 6.13 | 8.74 | 5751 |
| 11,178,000 | 1.12 | --- | --- | --- | 21/04/2010 | 15/12/2014 | --- | AEOLIAN INVESTMENT FUND (CR) | 0.619 | --- | 0.619 | 11/04/2016 | --- | --- | --- | --- | 500@0.572 | 7@0.619 | --- | 2015 | --- | --- | --- | 6,919.18 | 0.384 | 0.680 | 8985 | |
| 1,536,881,200 | 0.300 | --- | --- | --- | 07/04/2008 | 27/11/2015 | --- | ALPHA BANK (CR) | 1.73 | -2.81 | € 1.78 | 11/04/2016 | 1.72 | 1.67 | 1.74 | 1.73 | 1.71 | 367@1.72 | 19010@1.74 | --- | 2015 | 6,128,465 | 1,412 | 10,481,195.10 | 2,658,804.48 | 0.949 | 2.50 | 8355 |
| 22,016,250 | 0.370 | --- | --- | --- | 15/07/2009 | 11/05/2000 | --- | ALUMIL (CR) | 0.269 | --- | 0.269 | 11/04/2016 | 0.269 | 0.269 | 0.269 | 0.269 | 60@0.248 | 2550@0.255 | --- | 2015 | 50 | 1 | 13.45 | 5,922.37 | 0.216 | 0.290 | 1753 | |
| 417,608 | 16.00 | 0.8 | --- | --- | 29/04/2014 | 05/03/2013 | --- | ANDROMEDA SA (CR) | 11.83 | --- | 11.83 | 11/04/2016 | --- | --- | --- | --- | 6@11.83 | --- | --- | 2015 | --- | --- | --- | 4,940.30 | 11.53 | 13.90 | 8985 | |
| 26,252,040 | 0.340 | --- | --- | --- | 08/07/2010 | 10/06/2015 | --- | AS COMPANY SA (CR) | 0.327 | 0.93 | # 0.324 | 11/04/2016 | 0.327 | 0.327 | 0.327 | 0.327 | 0.327 | 1000@0.313 | 1070@0.327 | 5.57 | 2015 | 350 | 2 | 114.45 | 8,584.42 | 0.290 | 0.379 | 5379 |
| 86,735,980 | 0.310 | --- | --- | --- | 06/07/2009 | 02/01/2002 | --- | ATHENS MEDICAL CENTER SA (CR) | 0.700 | --- | 0.700 | 11/04/2016 | --- | --- | --- | --- | 2000@0.690 | 181@0.760 | --- | 2015 | --- | --- | --- | 60,715.19 | 0.550 | 0.737 | 4533 | |
| 2,339,353,394 | 0.300 | --- | --- | --- | 04/06/2008 | 01/12/2015 | 5103 | ATTICA BANK S.A. (CR) | 0.135 | 10.66 | # 0.122 | 11/04/2016 | 0.120 | 0.113 | 0.137 | 0.135 | 0.127 | 5000@0.133 | 17012@0.135 | --- | 2015 | 2,930,412 | 843 | 372,427.83 | 315,812.71 | 0.066 | 0.279 | 8355 |
| 15,300,000 | 0.300 | --- | --- | --- | 30/07/2009 | 13/12/1999 | --- | ATTICA PUBLICATIONS SA (CR) | 1.09 | --- | 1.09 | 11/04/2016 | --- | --- | --- | --- | 50@0.981 | 678@1.19 | --- | 2015 | --- | --- | --- | 16,677.00 | 0.706 | 1.21 | 5557 | |
| 46,821,187 | 0.700 | --- | --- | --- | 01/07/2008 | 01/03/2010 | --- | AUDIO VISUAL ENTERPRISES (CR) | 0.045 | 7.14 | # 0.042 | 11/04/2016 | 0.045 | 0.045 | 0.045 | 0.045 | 0.045 | --- | 3000@0.039 | --- | 2015 | 10 | 1 | 0.45 | 2,106.95 | 0.028 | 0.060 | 5553 |
| 12,157,500 | 0.320 | --- | 0.8 | --- | 20/05/2015 | 22/11/2013 | --- | AUTOHELLAS SA (CR) | 11.50 | -4.17 | € 12.00 | 11/04/2016 | 11.45 | 11.45 | 11.50 | 11.50 | 11.47 | 1@11.26 | 478@11.50 | 9.18 | 2015 | 52 | 3 | 596.50 | 139,811.25 | 9.51 | 12.00 | 5759 |
| 8,922,944,533 | 0.100 | --- | --- | --- | 31/05/2011 | 02/02/2015 | 4857 | BANK OF CYPRUS (CR) | 0.150 | -1.32 | € 0.152 | 11/04/2016 | 0.150 | 0.148 | 0.151 | 0.150 | 0.150 | 28600@0.151 | 50@0.151 | --- | 2015 | 1,186,371 | 98 | 177,567.42 | 1,338,441.68 | 0.121 | 0.161 | 8355 |
| 19,864,886 | 5.60 | 0.672 | 0.672 | 0.672 | 03/03/2016 | 02/07/2008 | --- | BANK OF GREECE (CR) | 9.12 | -1.93 | € 9.30 | 11/04/2016 | 9.30 | 9.10 | 9.30 | 9.12 | 9.14 | 42@9.13 | 354@9.15 | --- | --- | 1,817 | 33 | 16,600.90 | 181,167.76 | 8.70 | 9.90 | 8355 |
| 23,986,500 | 1.05 | --- | --- | --- | 26/06/2009 | 15/03/2000 | --- | BIOKARPET S.A.(CR) | 0.445 | -1.77 | € 0.453 | 11/04/2016 | 0.390 | 0.390 | 0.445 | 0.445 | 0.413 | 1000@0.335 | 1589@0.445 | --- | 2015 | 4,124 | 11 | 1,702.88 | 10,673.99 | 0.139 | 0.455 | 3726 |
| 15,842,391 | 1.51 | --- | --- | --- | 15/07/2009 | 12/05/2000 | --- | BITROS HOLDING SA (CR) | 0.199 | --- | 0.199 | 11/04/2016 | --- | --- | --- | --- | --- | --- | 1205@0.180 | --- | 2015 | --- | --- | --- | 3,152.64 | 0.180 | 0.227 | 1757 |
| 15,816,009 | 0.300 | --- | --- | --- | 01/07/2009 | 17/07/2000 | --- | BYTE COMPUTER SA (CR) | 0.270 | -1.82 | € 0.275 | 11/04/2016 | 0.270 | 0.270 | 0.270 | 0.270 | 0.270 | 150@0.260 | 900@0.270 | --- | 2015 | 100 | 1 | 27.00 | 4,270.32 | 0.257 | 0.322 | 9533 |
| 368,141,297 | 6.70 | 0.354 | 0.36 | --- | 02/07/2015 | 29/04/2013 | --- | CC HBC AG (CR) | 17.75 | -0.62 | € 17.86 | 11/04/2016 | 17.76 | 17.67 | 17.84 | 17.75 | 17.77 | 1@17.70 | 500@17.81 | --- | --- | 18,448 | 68 | 327,847.38 | 6,534,508.02 | 15.97 | 19.58 | 3537 |
| 101,123,806 | 0.360 | --- | --- | --- | 22/07/2010 | 28/06/2011 | --- | CENTRIC HOLDINGS (CR) | 0.095 | -1.04 | € 0.096 | 11/04/2016 | 0.096 | 0.095 | 0.100 | 0.095 | 0.097 | 500@0.093 | 2021@0.100 | --- | 2015 | 29,648 | 23 | 2,876.29 | 9,606.76 | 0.067 | 0.105 | 5752 |
| 4,034,950 | 0.680 | --- | --- | --- | 01/07/2005 | 30/12/2010 | --- | CHATZIKRANIOTIS & SONS SA (CR) | 0.090 | -10.00 | € 0.100 | 11/04/2016 | 0.090 | 0.090 | 0.090 | 0.090 | 0.090 | 400@0.090 | 1197@0.100 | --- | 2015 | 600 | 1 | 54.00 | 363.15 | 0.063 | 0.119 | 3577 |
| 124,170,201 | 0.780 | --- | --- | --- | 28/06/2002 | 07/02/2005 | --- | CORINTH PIPEWORKS SA (CR) | 0.784 | -6.67 | € 0.840 | 11/04/2016 | 0.816 | 0.775 | 0.816 | 0.784 | 0.791 | 850@0.783 | 10@0.798 | 30.30 | 2015 | 23,950 | 140 | 18,943.45 | 97,349.44 | 0.672 | 1.03 | 1757 |
| 9,907,500 | 0.300 | --- | --- | --- | 06/10/2005 | 13/02/2002 | --- | CPI SA (CR) | 0.110 | --- | 0.110 | 11/04/2016 | --- | --- | --- | --- | --- | 300@0.099 | 45@0.110 | 39.13 | 2015 | --- | --- | --- | 1,089.83 | 0.092 | 0.150 | 9572 |
| 41,068,800 | 0.420 | (0.0667) | (0.03) | --- | 24/07/2015 | 17/02/2016 | --- | CRETE PLASTICS SA (CR) | 3.39 | -0.29 | € 3.40 | 11/04/2016 | 3.44 | 3.32 | 3.44 | 3.40 | 3.39 | 40@3.32 | 300@3.39 | 11.38 | 2015 | 1,032 | 7 | 3,496.36 | 139,223.23 | 3.19 | 4.12 | 1357 |
| 15,000,000 | 0.300 | --- | --- | --- | 06/07/2007 | 18/07/2000 | --- | DAIOS PLASTICS SA (CR) | 2.95 | --- | 2.95 | 11/04/2016 | --- | --- | --- | --- | --- | --- | --- | --- | 2015 | --- | --- | --- | 44,250.00 | 2.70 | 2.95 | 1357 |
| 34,720,000 | 0.310 | --- | --- | --- | 16/06/2010 | 01/08/2007 | --- | DROMEAS SA (CR) | 0.112 | 2.75 | # 0.109 | 11/04/2016 | 0.106 | 0.106 | 0.115 | 0.112 | 0.111 | 8@0.112 | 2990@0.115 | --- | 2015 | 16,123 | 7 | 1,785.19 | 3,888.64 | 0.066 | 0.148 | 3726 |
| 11,250,000 | 0.520 | --- | --- | --- | 26/07/2010 | 09/11/2015 | --- | EKTER SA (CR) | 0.438 | --- | 0.438 | 11/04/2016 | 0.438 | 0.438 | 0.438 | 0.438 | 0.440 | 500@0.412 | 23@0.438 | 13.83 | 2015 | 2 | 1 | 0.88 | 4,927.50 | 0.301 | 0.499 | 2357 |
| 32,188,050 | 1.04 | --- | --- | --- | 21/07/2008 | 20/01/2000 | --- | EL. D. MOUZAKIS SA (CB) | 0.145 | --- | 0.145 | 11/04/2016 | --- | --- | --- | --- | --- | --- | 3711@0.131 | --- | 2015 | --- | --- | --- | 4,667.27 | 0.084 | 0.215 | 3763 |
| 18,435,000 | 1.00 | --- | --- | --- | 07/07/2009 | 10/09/2010 | --- | ELASTRON (CR) | 0.385 | -4.23 | € 0.402 | 11/04/2016 | 0.402 | 0.385 | 0.402 | 0.385 | 0.386 | 9966@0.385 | 300@0.403 | --- | 2015 | 484 | 7 | 186.97 | 7,097.48 | 0.310 | 0.405 | 1757 |
| 31,734,530 | 1.60 | --- | --- | --- | 09/07/2007 | 19/07/2006 | --- | ELGEKA SA (CR) | 0.181 | --- | 0.181 | 11/04/2016 | --- | --- | --- | --- | --- | --- | 1120@0.174 | --- | 2015 | --- | --- | --- | 5,743.95 | 0.144 | 0.210 | 3577 |
| 23,828,130 | 0.500 | --- | --- | --- | 07/07/2010 | 17/02/2009 | --- | ELINOIL S.A. (CR) | 0.780 | --- | 0.780 | 11/04/2016 | --- | --- | --- | --- | --- | --- | 480@0.850 | 19.56 | 2014 | --- | --- | --- | 18,585.94 | 0.690 | 0.850 | 537 |
| 177,001,313 | 1.03 | --- | --- | --- | 05/07/2011 | 20/12/2007 | --- | ELLAKTOR (CR) | 1.15 | -3.36 | € 1.19 | 11/04/2016 | 1.19 | 1.13 | 1.19 | 1.15 | 1.15 | 936@1.14 | 6130@1.16 | --- | 2015 | 85,901 | 213 | 98,966.13 | 203,551.51 | 0.857 | 1.51 | 2357 |
| 82,667,000 | 0.300 | --- | --- | --- | 22/07/2014 | --- | --- | ELTECH ANEMOS S.A. (CR) | 0.672 | --- | 0.672 | 11/04/2016 | 0.685 | 0.666 | 0.685 | 0.672 | 0.671 | 1238@0.664 | 20000@0.675 | 7.23 | 2015 | 7,746 | 20 | 5,200.03 | 55,552.22 | 0.533 | 0.730 | 7537 |
| 26,730,187 | 0.600 | 0.05 | --- | --- | 23/06/2014 | 30/12/2010 | --- | ELTON SA (CR) | 0.927 | --- | 0.927 | 11/04/2016 | 0.927 | 0.927 | 0.927 | 0.927 | 0.927 | 60@0.883 | 300@0.898 | 16.55 | 2015 | 100 | 1 | 92.70 | 24,778.88 | 0.857 | 1.00 | 1353 |
| 14,050,971 | 0.340 | --- | --- | --- | 06/07/2011 | 17/10/2002 | --- | ELTRAK SA (CR) | 1.20 | --- | 1.20 | 11/04/2016 | --- | --- | --- | --- | --- | --- | 62@1.20 | 23.85 | 2015 | --- | --- | --- | 16,861.17 | 0.990 | 1.35 | 2753 |

| Number of Outstanding Securities | Nominal Value | Dividends [1] | | | Date of Last Coupon | | Note | Shares | Closing price | % change | Previous closing price/date | Open price | Price min | Price max | Last price | Avg price | Last Bid [7] | Last Ask [7] | P/E after | Year | Volume | Trades | Transactions Value[8] | Company Mkt Value (thou. €) | Year low | Year high | Sector[4] | |
|----------------------------------|---------------|---------------|--------|--------|---------------------|------------|------|--------------------------------|---------------|----------|-----------------------------|------------|-----------|-----------|------------|-----------|--------------|--------------|-------------|-------|--------|-----------|-----------------------|-----------------------------|--------------|-----------|-----------|------|
| | | 2013 | 2014 | 2015 | Dividend [2] | Right | | | | | | | | | | | | | | | | | | | | | | |
| 13,230,000 | 0.300 | --- | --- | --- | 11/08/2010 | 24/09/2015 | --- | ELVE SA (CR) | 0.361 | 0.28 # | 0.360 | 11/04/2016 | 0.360 | 0.360 | 0.375 | 0.375 | 0.360 | 140@0.352 | 300@0.390 | 11.51 | 2015 | 20,500 | 5 | 7,387.50 | 4,776.03 | 0.327 | 0.410 | 3763 |
| 2,185,998,765 | 0.300 | --- | --- | --- | 02/05/2008 | 27/11/2015 | --- | EUROBANK ERGASIAS (CR) | 0.709 | -4.58 € | 0.743 | 11/04/2016 | 0.711 | 0.695 | 0.715 | 0.709 | 0.704 | 15000@0.708 | 29295@0.709 | --- | 2015 | 7,840,735 | 2,362 | 5,518,470.99 | 1,549,873.12 | 0.241 | 1.03 | 8355 |
| 7,959,900 | 0.600 | --- | --- | --- | 02/06/2010 | 10/12/2013 | 5031 | EUROCONSULTANTS S.A. (CR) | 1.57 | -1.88 € | 1.60 | 11/04/2016 | 1.60 | 1.57 | 1.60 | 1.57 | 1.58 | --- | 60@1.56 | --- | 2015 | 60 | 2 | 94.50 | 12,497.04 | 1.12 | 1.76 | 2791 |
| 27,503,677 | 0.630 | --- | --- | --- | 11/07/2013 | 18/10/1999 | --- | EUROPEAN RELIANCE INSUR. (CR) | 1.45 | --- | 1.45 | 11/04/2016 | --- | --- | --- | --- | --- | 55@1.44 | 90@1.55 | 3.62 | 2015 | --- | --- | --- | 39,880.33 | 1.21 | 1.53 | 8536 |
| 13,673,200 | 0.880 | --- | --- | --- | 18/07/2008 | 26/07/2001 | --- | EVROFARMA SA (CR) | 0.150 | --- | 0.150 | 11/04/2016 | --- | --- | --- | --- | --- | 600@0.136 | 24@0.150 | 9.04 | 2015 | --- | --- | --- | 2,050.98 | 0.120 | 0.270 | 3577 |
| 106,500,000 | 0.600 | 0.36 | 0.2 | --- | 05/05/2015 | 28/01/2000 | --- | EYDAP S.A. (CR) | 4.30 | 0.94 # | 4.26 | 11/04/2016 | 4.14 | 4.14 | 4.30 | 4.30 | 4.22 | 472@4.30 | 250@4.32 | 10.48 | 2015 | 10,038 | 78 | 42,392.79 | 457,950.00 | 3.60 | 5.20 | 7577 |
| 52,800,154 | 0.300 | 0.2 | --- | --- | 20/08/2014 | 21/06/2004 | --- | F.G. EUROPE S.A. (CR) | 0.677 | --- | 0.677 | 11/04/2016 | --- | --- | --- | --- | --- | --- | 920@0.610 | 29.91 | 2015 | --- | --- | --- | 35,745.70 | 0.441 | 0.677 | 3722 |
| 10,203,575 | 0.730 | --- | --- | --- | 16/07/2007 | 18/10/1999 | --- | FIERATEX SA (CR) | 0.185 | --- | 0.185 | 11/04/2016 | --- | --- | --- | --- | --- | --- | 199@0.185 | --- | 2015 | --- | --- | --- | 1,887.66 | 0.039 | 0.205 | 3763 |
| 11,720,024 | 0.540 | 0.0394 | --- | --- | 21/08/2014 | 04/11/2015 | --- | FLEXOPACK SA (CR) | 2.46 | --- | 2.46 | 11/04/2016 | 2.50 | 2.46 | 2.50 | 2.46 | 2.46 | 100@2.38 | 262@2.45 | 6.54 | 2015 | 2,201 | 5 | 5,414.50 | 28,831.26 | 2.25 | 3.00 | 2723 |
| 4,181,450 | 0.500 | --- | --- | --- | 21/08/2000 | 05/03/2002 | --- | FLOUR MILLS SARANTOPOULOS SA | 0.729 | --- | 0.729 | 11/04/2016 | --- | --- | --- | --- | --- | --- | 551@0.700 | --- | 2015 | --- | --- | --- | 3,048.28 | 0.729 | 1.01 | 3577 |
| 66,948,210 | 0.300 | --- | 0.1005 | --- | 22/09/2015 | 22/09/2015 | --- | FOLLI FOLLIE (CR) | 17.97 | -0.17 € | 18.00 | 11/04/2016 | 17.90 | 17.77 | 17.98 | 17.97 | 17.91 | 50@17.92 | 1600@17.98 | --- | 2015 | 70,990 | 298 | 1,271,658.29 | 1,203,059.33 | 12.50 | 18.45 | 5379 |
| 50,992,322 | 1.07 | --- | --- | --- | 21/06/2010 | 16/07/2002 | --- | FOURLIS (CR) | 2.88 | 1.05 # | 2.85 | 11/04/2016 | 2.80 | 2.80 | 2.93 | 2.93 | 2.80 | 20@2.87 | 2000@2.90 | --- | 2015 | 20,930 | 16 | 58,628.59 | 146,857.89 | 2.00 | 3.06 | 3722 |
| 50,593,832 | 0.300 | --- | --- | --- | 07/07/2010 | 07/09/2011 | --- | FRIGOGLASS SA (CR) | 0.373 | 10.03 # | 0.339 | 11/04/2016 | 0.322 | 0.321 | 0.386 | 0.373 | 0.352 | 200@0.363 | 962@0.373 | --- | 2015 | 362,712 | 592 | 127,799.51 | 18,871.50 | 0.278 | 1.87 | 2757 |
| 14,076,360 | 0.370 | --- | --- | --- | 19/08/2008 | 22/07/2003 | --- | GALAXIDI S.A. (CR) | 0.249 | --- | 0.249 | 11/04/2016 | --- | --- | --- | --- | --- | 1000@0.178 | 5300@0.300 | 24.37 | 2015 | --- | --- | --- | 3,505.01 | 0.191 | 0.570 | 3573 |
| 103,144,548 | 0.570 | --- | --- | --- | 01/08/2011 | 07/08/2015 | --- | GEK TERNA (CR) | 1.66 | --- | 1.66 | 11/04/2016 | 1.63 | 1.60 | 1.66 | 1.66 | 1.63 | 2104@1.64 | 16385@1.66 | 10.43 | 2015 | 75,411 | 121 | 122,966.32 | 171,219.95 | 1.05 | 1.68 | 2357 |
| 8,418,750 | 0.300 | --- | --- | 0.12 | 16/12/2015 | 27/06/2012 | --- | GEKE SA (CB) | 4.85 | --- | 4.85 | 11/04/2016 | --- | --- | --- | --- | --- | --- | 140@4.75 | 16.07 | 2015 | --- | --- | --- | 40,830.94 | 3.90 | 4.85 | 5753 |
| 24,060,000 | 0.300 | 0.017 | 0.02 | --- | 03/08/2015 | 21/01/2000 | --- | GEN. COMMERCIAL & IND.SA (CR) | 0.359 | 0.84 # | 0.356 | 11/04/2016 | 0.321 | 0.321 | 0.359 | 0.359 | 0.328 | 138@0.328 | 28@0.358 | 15.10 | 2015 | 563 | 7 | 184.52 | 8,637.54 | 0.253 | 0.392 | 2797 |
| 34,770,982 | 1.55 | 0.3 | 0.15 | --- | 15/05/2015 | 27/07/2000 | --- | GR. SARANTIS SA (CR) | 8.60 | 2.02 # | 8.43 | 11/04/2016 | 8.45 | 8.38 | 8.60 | 8.60 | 8.56 | 50@8.63 | 100@8.67 | 27.10 | 2015 | 63 | 6 | 539.50 | 299,030.45 | 6.56 | 9.01 | 3767 |
| 101,260,000 | 2.13 | 0.1821 | 0.3037 | 0.3134 | 18/03/2016 | 08/01/2014 | --- | GRIVALIA PROPERTIES (CR) | 7.69 | 1.85 # | 7.55 | 11/04/2016 | 7.55 | 7.45 | 7.69 | 7.69 | 7.53 | 350@7.53 | 52@7.69 | 14.45 | 2015 | 30,803 | 171 | 231,863.35 | 778,689.40 | 6.46 | 7.70 | 8675 |
| 8,340,750 | 1.18 | --- | --- | --- | 25/06/2009 | 09/09/2015 | --- | HAIDEMENOS SA (CR) | 0.621 | -10.00 € | 0.690 | 11/04/2016 | 0.621 | 0.621 | 0.621 | 0.621 | 0.621 | --- | 39008@0.621 | --- | 2015 | 50 | 1 | 31.05 | 5,179.61 | 0.621 | 1.04 | 2791 |
| 101,279,627 | 0.380 | --- | --- | --- | 26/06/2008 | 14/07/2006 | --- | HALKOR SA (CB) | 0.234 | -4.49 € | 0.245 | 11/04/2016 | 0.220 | 0.220 | 0.234 | 0.234 | 0.228 | 200@0.226 | 2298@0.234 | --- | 2015 | 7,402 | 23 | 1,689.82 | 23,699.43 | 0.193 | 0.305 | 1755 |
| 29,546,360 | 0.710 | --- | --- | --- | 20/06/2008 | 23/08/2000 | --- | HELLENIC CABLES SA (CR) | 0.617 | -0.96 € | 0.623 | 11/04/2016 | 0.610 | 0.610 | 0.617 | 0.617 | 0.612 | 20@0.592 | 501@0.616 | --- | 2015 | 850 | 2 | 520.60 | 18,230.10 | 0.550 | 0.749 | 2733 |
| 65,368,563 | 1.30 | --- | 0.21 | --- | 26/05/2015 | 07/08/2015 | --- | HELLENIC EXCHANGES-A.S.E. (CR) | 5.00 | 1.01 # | 4.95 | 11/04/2016 | 4.95 | 4.85 | 5.00 | 5.00 | 4.93 | 3299@4.97 | 300@5.02 | 25.38 | 2015 | 35,638 | 143 | 175,762.27 | 326,842.82 | 3.40 | 5.35 | 8777 |
| 305,635,185 | 2.18 | --- | --- | --- | 31/12/2014 | 01/10/2003 | 4795 | HELLENIC PETROLEUM (CR) | 3.57 | -1.11 € | 3.61 | 11/04/2016 | 3.53 | 3.47 | 3.58 | 3.57 | 3.52 | 830@3.56 | 1712@3.57 | 39.62 | 2015 | 63,651 | 291 | 224,219.85 | 1,091,117.61 | 2.74 | 4.21 | 537 |
| 305,732,436 | 0.410 | --- | --- | --- | 08/07/2009 | 28/09/2011 | --- | HYGEIA SA (CR) | 0.160 | -3.03 € | 0.165 | 11/04/2016 | 0.158 | 0.151 | 0.163 | 0.160 | 0.156 | 2950@0.160 | 250@0.163 | --- | 2015 | 204,980 | 133 | 32,073.87 | 48,917.19 | 0.078 | 0.168 | 4533 |
| 65,441,118 | 0.440 | --- | --- | --- | 24/11/2014 | 11/08/2015 | --- | IASO SA (CR) | 0.510 | 5.37 # | 0.484 | 11/04/2016 | 0.505 | 0.466 | 0.510 | 0.510 | 0.504 | 900@0.475 | 282@0.510 | --- | 2015 | 5,202 | 13 | 2,619.43 | 33,374.97 | 0.360 | 0.563 | 4533 |
| 8,298,467 | 0.400 | --- | --- | --- | 30/08/1993 | 08/05/2013 | --- | IDEAL GROUP SA (CR) | 0.675 | 9.58 # | 0.616 | 11/04/2016 | 0.616 | 0.597 | 0.675 | 0.675 | 0.665 | 1000@0.600 | --- | (-6)- | 2015 | 1,472 | 14 | 979.19 | 5,601.47 | 0.568 | 0.822 | 9574 |
| 28,580,100 | 0.400 | 0.025 | --- | --- | 18/08/2014 | 10/10/2013 | --- | IKTINOS HELLAS SA (CR) | 0.994 | -0.60 € | 1.00 | 11/04/2016 | 0.994 | 0.994 | 0.994 | 0.994 | 0.994 | 208@0.961 | 610@0.993 | 27.35 | 2015 | 302 | 1 | 300.19 | 28,408.62 | 0.891 | 1.15 | 2353 |
| 9,090,000 | 0.900 | --- | --- | --- | 15/05/2009 | 13/10/2014 | --- | ILYDA S.A. (CR) | 0.550 | --- | 0.550 | 11/04/2016 | --- | --- | --- | --- | --- | --- | 491@0.499 | --- | 2015 | --- | --- | --- | 4,999.50 | 0.500 | 0.590 | 9537 |
| 20,578,374 | 0.620 | --- | 0.4 | --- | 04/06/2015 | 18/05/2015 | --- | INFORM P. LYKOS SA (CR) | 0.495 | -0.40 € | 0.497 | 11/04/2016 | 0.460 | 0.460 | 0.495 | 0.495 | 0.460 | 1350@0.460 | 799@0.495 | --- | 2015 | 2,710 | 8 | 1,247.30 | 10,186.30 | 0.418 | 0.594 | 2791 |
| 11,233,200 | 0.730 | --- | --- | --- | 12/07/2010 | 30/07/1999 | --- | INTERTECH SA (CR) | 0.249 | 28.35 # | 0.194 | 11/04/2016 | 0.169 | 0.162 | 0.250 | 0.249 | 0.163 | 400@0.165 | 9955@0.249 | --- | 2015 | 75,780 | 18 | 12,323.03 | 2,797.07 | 0.120 | 0.250 | 9572 |
| 34,986,430 | 0.440 | --- | --- | --- | 25/07/2008 | 23/02/2010 | --- | INTERWOOD-XYLEMPORIA (CR) | 0.063 | --- | 0.063 | 11/04/2016 | --- | --- | --- | --- | --- | 2565@0.063 | --- | --- | 2015 | --- | --- | --- | 2,599.44 | 0.063 | 0.093 | 2353 |
| 2,566,836 | 0.440 | --- | --- | --- | 13/08/2010 | 09/01/2007 | --- | INTERWOOD-XYLEMPORIA (PR) | 0.154 | --- | 0.154 | 11/04/2016 | --- | --- | --- | --- | --- | --- | 68@0.149 | --- | 2015 | --- | --- | --- | 2,599.44 | 0.154 | 0.189 | 2353 |
| 23,154,250 | 1.36 | --- | --- | --- | 12/08/2008 | 02/08/2010 | --- | INTRACOM CONSTR. (CR) | 0.369 | 3.94 # | 0.355 | 11/04/2016 | 0.323 | 0.320 | 0.380 | 0.368 | 0.324 | 715@0.320 | 270@0.368 | --- | 2015 | 548 | 7 | 177.46 | 8,543.92 | 0.222 | 0.440 | 2357 |
| 133,025,996 | 1.41 | --- | --- | --- | 03/07/2007 | 07/01/2002 | --- | INTRACOM HOLDINGS (CR) | 0.323 | -4.72 € | 0.339 | 11/04/2016 | 0.326 | 0.323 | 0.330 | 0.323 | 0.325 | 2425@0.323 | 2400@0.330 | --- | 2015 | 28,817 | 68 | 9,361.27 | 42,967.40 | 0.245 | 0.372 | 9578 |
| 158,961,721 | 0.300 | --- | --- | --- | 30/05/2013 | 14/11/2007 | --- | INTRALOT (CR) | 1.02 | -2.86 € | 1.05 | 11/04/2016 | 1.05 | 0.989 | 1.05 | 1.02 | 1.01 | 45823@1.00 | 1000@1.04 | --- | 2015 | 177,158 | 206 | 179,278.86 | 162,140.96 | 0.989 | 1.21 | 5752 |
| 77,654,850 | 0.580 | --- | --- | --- | 01/07/2011 | 21/02/2003 | --- | J & P - AVAX SA (CR) | 0.249 | -2.73 € | 0.256 | 11/04/2016 | 0.259 | 0.240 | 0.259 | 0.253 | 0.254 | 240@0.242 | 90@0.253 | --- | 2015 | 17,346 | 29 | 4,407.77 | 19,336.06 | 0.208 | 0.358 | 2357 |
| 136,059,759 | 1.19 | 0.18 | 0.18 | --- | 23/12/2014 | 05/03/2014 | --- | JUMBO SA (CR) | 11.49 | -0.09 € | 11.50 | 11/04/2016 | 11.22 | 11.22 | 11.55 | 11.49 | 11.47 | 500@11.34 | 6039@11.49 | 20.94 | 2015 | 70,845 | 243 | 812,443.96 | 1,563,326.63 | 8.75 | 11.98 | 3747 |

| Number of Outstanding Securities | Nominal Value | Dividends [1] 2013 2014 2015 | Date of Last Coupon Dividend [2] | Date of Last Coupon Right | Note | Shares | Closing price | % change | Previous closing price/date | Open price | Price min | Price max | Last price | Avg price | Last Bid [7] | Last Ask [7] | P/E after | Year | Volume | Trades | Transactions Value[8] | Company Mkt Value (thou. €) | Year low | Year high | Sector[4] |
|----------------------------------|---------------|---------------------------------|----------------------------------|---------------------------|------|--------------------------------|---------------|----------|-----------------------------|------------|-----------|-----------|------------|-----------|--------------|--------------|-----------|------|------------|--------|-----------------------|-----------------------------|----------|-----------|-----------|
| 9,742,920 | 0.400 | 0.01 0.01 | 10/08/2015 | 14/07/2000 | --- | KARAMOLEGOS SA (CR) | 0.920 | -2.13 | € 0.940 11/04/2016 | 0.890 | 0.890 | 0.920 | 0.920 | 0.905 | 820@0.920 | 3@0.940 | -(6)- | 2015 | 2,360 | 8 | 2,136.10 | 8,963.49 | 0.601 | 1.14 | 3577 |
| 14,679,792 | 1.68 | --- | 24/06/2014 | 04/09/2000 | --- | KARATZIS SA (CR) | 3.78 | --- | ↘ 3.78 11/04/2016 | 3.62 | 3.62 | 3.78 | 3.78 | 3.67 | 200@3.63 | 349@3.78 | 10.85 | 2015 | 1,050 | 8 | 3,853.50 | 55,489.61 | 3.44 | 3.95 | 2723 |
| 13,202,756 | 0.350 | --- | 01/07/2004 | 05/08/2014 | --- | KEKROPS SA (CR) | 0.245 | 10.86 | # 0.221 11/04/2016 | 0.221 | 0.205 | 0.245 | 0.245 | 0.237 | 26@0.239 | 490@0.245 | --- | 2015 | 8,591 | 61 | 2,036.06 | 3,234.68 | 0.175 | 0.330 | 8633 |
| 7,595,160 | 0.600 | --- | 08/08/2008 | 18/08/2010 | --- | KIRIAKOULIS SHIPPING SA (CR) | 0.538 | --- | ↘ 0.538 11/04/2016 | --- | --- | --- | --- | --- | --- | 1396@0.485 | 66.99 | 2015 | --- | --- | --- | 4,086.20 | 0.220 | 0.586 | 5759 |
| 23,648,700 | 0.350 | --- | 13/07/2011 | 31/03/2015 | --- | KLEEMAN HELLAS SA (CR) | 1.57 | 0.64 | # 1.56 11/04/2016 | 1.55 | 1.54 | 1.57 | 1.57 | 1.56 | 12334@1.55 | 150@1.59 | 18.94 | 2015 | 12,766 | 30 | 19,896.34 | 37,128.46 | 1.21 | 1.60 | 2757 |
| 40,219,218 | 0.300 | --- | 25/05/2009 | 09/07/2013 | --- | KLOUKINAS - LAPPAS SA (CR) | 0.300 | 7.91 | # 0.278 11/04/2016 | 0.302 | 0.300 | 0.302 | 0.300 | 0.301 | --- | 87@0.276 | --- | 2015 | 35 | 13 | 10.54 | 12,065.77 | 0.218 | 0.302 | 2357 |
| 21,224,340 | 0.420 | --- | 02/07/2008 | 25/04/2006 | --- | KORDELLOS BROS SA (CR) | 0.268 | --- | ↘ 0.268 11/04/2016 | --- | --- | --- | --- | --- | --- | 700@0.249 | --- | 2015 | --- | --- | --- | 5,688.12 | 0.216 | 0.290 | 1757 |
| 13,586,500 | 0.390 | --- | 25/06/2010 | 28/05/2008 | --- | KORRES (CR) | 3.23 | 2.54 | # 3.15 11/04/2016 | 3.15 | 3.15 | 3.23 | 3.23 | 3.20 | 1292@3.15 | 448@3.23 | --- | 2015 | 2,341 | 11 | 7,485.76 | 43,884.40 | 2.92 | 3.90 | 3767 |
| 29,480,000 | 0.420 | --- | 19/07/2010 | 01/08/2007 | --- | KRETA FARM SA (CR) | 0.430 | 2.87 | # 0.418 11/04/2016 | 0.424 | 0.424 | 0.430 | 0.430 | 0.428 | 500@0.400 | 200@0.420 | --- | 2015 | 60 | 3 | 25.67 | 12,676.40 | 0.300 | 0.488 | 3577 |
| 33,065,136 | 0.380 | --- | 04/08/2015 | 16/09/2013 | --- | KRI-KRI S.A. (CR) | 1.59 | --- | ↘ 1.59 11/04/2016 | --- | --- | --- | --- | --- | 250@1.57 | 500@1.65 | 13.68 | 2015 | --- | --- | --- | 52,573.57 | 1.52 | 1.90 | 3577 |
| 15,804,800 | 0.360 | --- | 15/06/2010 | 12/03/2004 | --- | KTIMA KOSTAS LAZARIDIS SA (CR) | 0.370 | --- | ↘ 0.370 11/04/2016 | --- | --- | --- | --- | --- | --- | 20@0.370 | --- | 2015 | --- | --- | --- | 5,847.78 | 0.203 | 0.370 | 3535 |
| 23,719,554 | 0.990 | --- | 14/08/2015 | 15/09/2014 | --- | KYRIAKIDIS MARBLES SA (CR) | 2.40 | -0.41 | € 2.41 11/04/2016 | 2.40 | 2.40 | 2.40 | 2.40 | 2.40 | 45@2.42 | 200@2.45 | 9.18 | 2015 | 200 | 1 | 480.00 | 56,926.93 | 2.11 | 2.52 | 2353 |
| 79,721,775 | 0.300 | --- | 30/05/2007 | 23/06/2014 | --- | LAMDA DEVELOPMENT SA (CR) | 4.00 | 3.36 | # 3.87 11/04/2016 | 3.87 | 3.71 | 4.00 | 4.00 | 3.88 | 600@3.89 | 7753@4.00 | --- | 2015 | 20,391 | 81 | 79,037.76 | 318,887.10 | 3.12 | 4.24 | 8633 |
| 21,364,000 | 1.12 | --- | 05/07/2010 | 10/08/2005 | --- | LAMPASA HOTEL SA (CR) | 16.50 | --- | ↘ 16.50 11/04/2016 | --- | --- | --- | --- | --- | 40@15.91 | 60@16.60 | 75.08 | 2015 | --- | --- | --- | 352,506.00 | 15.32 | 17.00 | 5753 |
| 5,939,268 | 0.620 | --- | 10/07/2003 | 03/01/2002 | --- | LANAKAM SA (CR) | 0.580 | --- | ↘ 0.580 11/04/2016 | --- | --- | --- | --- | --- | --- | 251@0.600 | --- | 2015 | --- | --- | --- | 3,444.78 | 0.580 | 0.638 | 3763 |
| 7,734,375 | 1.00 | --- | 09/07/2007 | 07/01/2011 | --- | LIVANIS SA (CR) | 0.117 | --- | ↘ 0.117 11/04/2016 | --- | --- | --- | --- | --- | --- | 2530@0.117 | --- | 2015 | --- | --- | --- | 904.92 | 0.072 | 0.148 | 5557 |
| 4,740,000 | 0.860 | --- | 14/03/2003 | --- | --- | LOGISMOS S.A. (CR) | 0.429 | --- | ↘ 0.429 11/04/2016 | --- | --- | --- | --- | --- | --- | 600@0.429 | --- | 2015 | --- | --- | --- | 2,033.46 | 0.429 | 0.489 | 9533 |
| 17,125,062 | 0.940 | --- | 01/06/2010 | 02/02/2015 | --- | LOULIS MILLS SA (CR) | 1.65 | --- | ↘ 1.65 11/04/2016 | --- | --- | --- | --- | --- | 500@1.50 | 100@1.75 | 48.22 | 2015 | --- | --- | --- | 28,256.35 | 1.35 | 1.78 | 3577 |
| 939,385,586 | 0.300 | --- | 26/04/2007 | 29/08/2014 | --- | MARFIN INVESTMENT GROUP (CR) | 0.138 | -4.17 | € 0.144 11/04/2016 | 0.110 | 0.110 | 0.139 | 0.138 | 0.131 | 15750@0.137 | 59978@0.138 | --- | 2015 | 3,421,031 | 739 | 446,693.21 | 129,635.21 | 0.048 | 0.154 | 8775 |
| 9,819,370 | 0.690 | --- | 14/08/2007 | 09/01/2004 | --- | MATHIOS REFRACTORY SA (CR) | 0.162 | -26.36 | € 0.220 11/04/2016 | 0.162 | 0.162 | 0.162 | 0.162 | 0.162 | 451@0.201 | --- | --- | 2015 | 9 | 1 | 1.46 | 1,590.74 | 0.162 | 0.345 | 2353 |
| 468,700 | 0.65 | 1 | 25/06/2015 | 21/05/2004 | --- | MERMEREN KOMB. A.D. PR. (GDR) | 5.75 | 6.68 | # 5.39 11/04/2016 | 5.80 | 5.75 | 5.80 | 5.75 | 5.75 | 2@5.34 | 5@5.69 | 0.55 | 2015 | 365 | 2 | 2,099.00 | 2,695.03 | 4.87 | 8.49 | 1775 |
| 51,950,600 | 0.320 | 0.3 0.5 | 08/05/2015 | 21/10/2005 | --- | METKA (CR) | 6.52 | 0.62 | # 6.48 11/04/2016 | 6.48 | 6.39 | 6.55 | 6.52 | 6.44 | 824@6.53 | 987@6.54 | 19.57 | 2015 | 9,754 | 95 | 62,823.67 | 338,717.91 | 6.24 | 7.30 | 2757 |
| 10,500,000 | 0.950 | --- | 24/06/2008 | 19/12/2013 | --- | MEVACO SA (CR) | 0.950 | 3.26 | # 0.920 11/04/2016 | 0.960 | 0.950 | 0.960 | 0.950 | 0.955 | 50@0.940 | 200@1.01 | --- | 2015 | 5,803 | 3 | 5,540.85 | 9,975.00 | 0.705 | 1.02 | 2757 |
| 6,700,000 | 0.800 | 0.16 0.03 | 26/06/2015 | 29/05/2014 | --- | MILLS KEPENOS (CR) | 1.13 | -9.60 | € 1.25 11/04/2016 | 1.13 | 1.13 | 1.13 | 1.13 | 1.13 | --- | 1597@1.13 | 10.89 | 2015 | 290 | 4 | 327.70 | 7,571.00 | 1.13 | 1.89 | 3577 |
| 6,200,000 | 0.500 | --- | 22/06/2010 | 01/11/1995 | --- | MINERVA KNITWEAR SA (CB) | 0.045 | --- | ↘ 0.045 11/04/2016 | --- | --- | --- | --- | --- | 2500@0.044 | --- | --- | 2015 | --- | --- | --- | 279.00 | 0.045 | 0.092 | 3763 |
| 12,417,000 | 0.480 | --- | 28/07/2008 | 06/09/2011 | --- | MLS MULTIMEDIA SA (CR) | 3.14 | --- | ↘ 3.14 11/04/2016 | 3.12 | 3.12 | 3.14 | 3.14 | 3.13 | 150@3.07 | 900@3.14 | 19.28 | 2015 | 2,332 | 16 | 7,298.16 | 38,989.38 | 2.75 | 3.77 | 9537 |
| 11,700,000 | 0.590 | --- | 02/06/2009 | 24/07/2012 | --- | MOTODYNAMICS S.A. (CR) | 0.340 | --- | ↘ 0.340 11/04/2016 | 0.370 | 0.340 | 0.370 | 0.364 | 0.340 | 500@0.306 | 149@0.364 | 12.41 | 2015 | 2,003 | 7 | 681.10 | 3,978.00 | 0.306 | 0.549 | 5379 |
| 110,782,980 | 0.750 | 0.2 | 07/12/2015 | 04/11/2013 | --- | MOTOR OIL (CR) | 9.16 | -1.29 | € 9.28 11/04/2016 | 9.12 | 9.10 | 9.26 | 9.16 | 9.18 | 91@9.16 | 777@9.22 | 5.05 | 2015 | 111,726 | 662 | 1,025,250.50 | 1,014,772.10 | 8.13 | 10.40 | 533 |
| 116,915,862 | 0.970 | --- | 11/05/2009 | 19/10/2015 | --- | MYTILINEOS HOLDINGS (CR) | 3.30 | -0.90 | € 3.33 11/04/2016 | 3.27 | 3.22 | 3.37 | 3.30 | 3.28 | 917@3.30 | 1440@3.37 | --- | 2015 | 58,833 | 354 | 193,112.60 | 385,822.34 | 2.70 | 3.70 | 1755 |
| 8,321,682 | 0.670 | --- | 17/08/2007 | 23/11/1999 | --- | N. LEVEDERIS SA (CB) | 0.264 | 10.00 | # 0.240 11/04/2016 | 0.264 | 0.264 | 0.264 | 0.264 | 0.264 | --- | 309@0.264 | --- | 2015 | 10 | 1 | 2.64 | 4,875.97 | 0.138 | 0.264 | 1757 |
| 2,160,524 | 0.670 | 0.0436 0.0436 | 29/07/2015 | 23/11/1999 | --- | N. LEVEDERIS SA (PB) | 1.24 | --- | ↘ 1.24 11/04/2016 | --- | --- | --- | --- | --- | --- | 4000@1.15 | --- | 2015 | --- | --- | --- | 4,875.97 | 1.24 | 1.25 | 1757 |
| 11,510,102 | 0.890 | --- | 24/06/2005 | 06/10/1999 | --- | NAFPAKTOS TEXTILE IND. SA (CB) | 0.211 | --- | ↘ 0.211 11/04/2016 | --- | --- | --- | --- | --- | 500@0.190 | 3000@0.200 | --- | 2015 | --- | --- | --- | 2,428.63 | 0.135 | 0.313 | 3763 |
| 6,340,000 | 0.600 | --- | 30/11/2009 | 04/12/2015 | --- | NAKAS MUSIC | 0.850 | --- | ↘ 0.850 11/04/2016 | --- | --- | --- | --- | --- | --- | 110@0.850 | 8.85 | 2015 | --- | --- | --- | 5,389.00 | 0.600 | 0.900 | 5379 |
| 9,147,151,527 | 0.300 | --- | 16/05/2008 | 30/11/2015 | --- | NATIONAL BANK (CR) | 0.229 | -5.76 | € 0.243 11/04/2016 | 0.230 | 0.225 | 0.232 | 0.229 | 0.229 | 62509@0.228 | 287000@0.230 | --- | 2015 | 25,310,652 | 2,140 | 5,797,695.05 | 2,094,697.70 | 0.099 | 0.340 | 8355 |
| 23,935,280 | 0.300 | --- | 29/06/2009 | 13/06/2000 | --- | NAYTEMPORIKI PUBLISHING SA(CR) | 0.092 | --- | ↘ 0.092 11/04/2016 | --- | --- | --- | --- | --- | 500@0.083 | 45@0.092 | --- | 2015 | --- | --- | --- | 2,202.05 | 0.049 | 0.093 | 5557 |
| 27,848,000 | 0.300 | 0.004 0.0032 | 18/08/2015 | 02/09/2003 | --- | NEWSPHONE HELLAS SA (CR) | 0.187 | --- | ↘ 0.187 11/04/2016 | --- | --- | --- | --- | --- | 2000@0.171 | 1000@0.199 | 7.85 | 2015 | --- | --- | --- | 5,207.58 | 0.135 | 0.250 | 2791 |
| 22,996,875 | 1.25 | --- | 24/06/2011 | 02/02/2016 | --- | NEXANS HELLAS SA (CR) | 0.899 | --- | ↘ 0.899 11/04/2016 | --- | --- | --- | --- | --- | 200@0.814 | 100@0.919 | --- | 2015 | --- | --- | --- | 20,674.19 | 0.781 | 1.09 | 2733 |
| 290,612,964 | 0.300 | --- | 08/07/2008 | 21/03/2016 | --- | NIREFS SA (CR) | 0.149 | -5.10 | € 0.157 11/04/2016 | 0.153 | 0.139 | 0.155 | 0.149 | 0.148 | 500@0.146 | 10@0.150 | 0.21 | 2015 | 49,297 | 77 | 7,277.07 | 43,301.33 | 0.067 | 0.172 | 3573 |

| Number of Outstanding Securities | Nominal Value | Dividends [1] | | | Date of Last Coupon | | Note | Shares | Closing price | % change | Previous closing price/date | Open price | Price min | Price max | Last price | Avg price | Last Bid [7] | Last Ask [7] | P/E after | Year | Volume | Trades | Transactions Value[8] | Company Mkt Value (thou. €) | Year low | Year high | Sector[4] | | |
|----------------------------------|---------------|---------------|--------------|-------|---------------------|------------|------|--------------------------------|---------------|----------|-----------------------------|------------|-----------|-----------|------------|-----------|-------------------|--------------|------------|-------|------------|-----------|-----------------------|-----------------------------|--------------|------------|-----------|------|------|
| 2013 | 2014 | 2015 | Dividend [2] | Right | | | | | | | | | | | | | | | | | | | | | | | | | |
| 319,000,000 | 0.300 | 0.25 | 0.7017 | 0.17 | 11/09/2015 | 25/04/2001 | --- | OPAP (CR) | 6.32 | 0.96 # | 6.26 | 11/04/2016 | 6.25 | 6.12 | 6.45 | 6.32 | 6.29 | 31300@6.30 | 1500@6.38 | 9.55 | 2015 | 1,000,718 | 1,663 | 6,296,871.91 | 2,016,080.00 | 5.16 | 7.65 | 5752 | |
| 490,150,389 | 2.83 | --- | 0.08 | --- | 25/06/2015 | 18/06/1998 | --- | OTE (CR) | 7.35 | -2.65 € | 7.55 | 11/04/2016 | 7.40 | 7.32 | 7.48 | 7.35 | 7.38 | 1400@7.34 | 250@7.47 | 38.90 | 2015 | 618,732 | 1,136 | 4,564,663.48 | 3,602,605.36 | 6.55 | 9.19 | 6535 | |
| 25,000,000 | 2.00 | 0.12 | 0.099 | --- | 25/06/2015 | 08/08/2003 | --- | P.P.A. S.A. (CR) | 12.18 | 1.67 # | 11.98 | 11/04/2016 | 11.90 | 11.77 | 12.79 | 12.18 | 12.22 | 137@12.15 | 1256@12.20 | 36.35 | 2015 | 14,794 | 239 | 180,790.07 | 304,500.00 | 9.80 | 14.78 | 2777 | |
| 4,971,466 | 1.46 | --- | --- | --- | 04/07/2007 | 08/10/2003 | --- | PAIRIS SA (CR) | 0.179 | --- | 0.179 | 11/04/2016 | --- | --- | --- | --- | --- | --- | 4263@0.179 | --- | 2015 | --- | --- | --- | 889.89 | 0.179 | 0.179 | 2723 | |
| 3,953,090 | 0.900 | --- | 0.067 | --- | 27/05/2015 | 05/12/2012 | --- | PAPERPACK (CR) | 1.04 | --- | 1.04 | 11/04/2016 | 1.02 | 1.02 | 1.04 | 1.04 | 1.03 | 300@1.00 | 1812@1.04 | 3.28 | 2015 | 1,400 | 5 | 1,436.76 | 4,111.21 | 0.651 | 1.07 | 2723 | |
| 50,797,369 | 0.310 | --- | --- | --- | 17/08/2000 | 12/10/2010 | --- | PAPOUTSANIS (CR) | 0.185 | -3.65 € | 0.192 | 11/04/2016 | 0.192 | 0.173 | 0.192 | 0.185 | 0.177 | 3@0.180 | 340@0.185 | --- | 2015 | 2,583 | 32 | 458.23 | 9,397.51 | 0.173 | 0.217 | 3767 | |
| 7,070,400 | 0.930 | --- | --- | --- | 18/05/2010 | 25/05/2015 | --- | PETROPOULOS PETROS (CR) | 3.72 | --- | 3.72 | 11/04/2016 | 3.63 | 3.63 | 3.72 | 3.72 | 3.68 | 50@3.66 | 50@3.80 | 34.88 | 2015 | 280 | 11 | 1,031.50 | 26,301.89 | 3.43 | 4.04 | 2753 | |
| 8,733,183,280 | 0.300 | --- | --- | --- | 16/05/2008 | 27/11/2015 | --- | PIRAEUS BANK (CR) | 0.192 | -6.34 € | 0.205 | 11/04/2016 | 0.193 | 0.186 | 0.195 | 0.192 | 0.192104391@0.192 | 51000@0.193 | --- | 2015 | 24,811,884 | 1,975 | 4,753,607.98 | 1,676,771.19 | 0.067 | 0.293 | 8355 | | |
| 22,080,000 | 0.330 | 0.2 | --- | --- | 21/05/2014 | 27/04/2015 | --- | PLAISIO COMPUTERS SA (CR) | 4.09 | 2.25 # | 4.00 | 11/04/2016 | 4.08 | 4.08 | 4.09 | 4.09 | 4.09 | 100@3.97 | 80@4.09 | 13.46 | 2015 | 205 | 7 | 837.45 | 90,307.20 | 3.87 | 4.56 | 9572 | |
| 232,000,000 | 4.60 | --- | 0.05 | --- | 20/07/2015 | 12/12/2001 | --- | PPC (CR) | 2.86 | -3.05 € | 2.95 | 11/04/2016 | 2.95 | 2.83 | 2.97 | 2.86 | 2.87 | 200@2.85 | 601@2.86 | --- | 2015 | 244,490 | 604 | 700,925.36 | 663,520.00 | 2.34 | 4.08 | 7535 | |
| 11,812,193 | 0.470 | --- | 0.02 | --- | 26/03/2015 | 15/11/2006 | --- | PROFILE SA (CR) | 0.420 | --- | 0.420 | 11/04/2016 | 0.420 | 0.420 | 0.420 | 0.420 | 0.420 | 243@0.411 | 1275@0.420 | --- | 2015 | 1,000 | 1 | 420.00 | 4,961.12 | 0.388 | 0.546 | 9533 | |
| 27,345,120 | 0.470 | --- | --- | --- | 18/07/2005 | 26/02/2014 | --- | QUALITY & RELIABILITY SA (CR) | 0.300 | -6.25 € | 0.320 | 11/04/2016 | 0.320 | 0.296 | 0.320 | 0.300 | 0.297 | --- | 498@0.296 | --- | 2015 | 590 | 7 | 175.22 | 8,203.54 | 0.251 | 0.320 | 9533 | |
| 11,962,443 | 0.300 | --- | --- | --- | 05/09/2008 | 21/01/2016 | --- | QUEST HOLDINGS (CR) | 3.96 | -1.25 € | 4.01 | 11/04/2016 | 3.97 | 3.96 | 3.97 | 3.96 | 3.97 | 390@3.97 | 299@4.16 | --- | 2015 | 500 | 4 | 1,984.20 | 47,371.27 | 3.30 | 4.15 | 9533 | |
| 57,434,884 | 1.31 | --- | --- | --- | 05/06/2008 | 12/06/2009 | --- | REDS S.A. (CR) | 0.329 | 7.17 # | 0.307 | 11/04/2016 | 0.329 | 0.329 | 0.329 | 0.329 | 0.330 | 500@0.308 | 399@0.327 | --- | 2015 | 1 | 1 | 0.33 | 18,896.08 | 0.300 | 0.389 | 8633 | |
| 22,280,000 | 0.300 | --- | --- | --- | 11/04/2011 | 23/02/2007 | --- | REVOIL (CR) | 0.283 | -10.73 € | 0.317 | 11/04/2016 | 0.252 | 0.252 | 0.309 | 0.308 | 0.286 | 1000@0.290 | 1000@0.307 | 9.10 | 2015 | 3,157 | 17 | 903.17 | 6,305.24 | 0.169 | 0.357 | 5379 | |
| 7,500,000 | 0.800 | 0.0863 | 0.1 | --- | 19/06/2015 | 10/02/2014 | --- | S.KANAKIS SA (CR) | 1.88 | 4.44 # | 1.80 | 11/04/2016 | 1.85 | 1.85 | 1.88 | 1.88 | 1.87 | 50@1.79 | 500@1.88 | 8.03 | 2015 | 101 | 3 | 188.35 | 14,100.00 | 1.75 | 2.25 | 3577 | |
| 52,067,296 | 0.300 | --- | --- | --- | 23/12/2003 | 24/01/2007 | --- | SELECTED TEXT. IND. ASSOC (CR) | 0.144 | --- | 0.144 | 11/04/2016 | --- | --- | --- | --- | --- | 3000@0.120 | 1000@0.143 | --- | 2015 | --- | --- | --- | 7,497.69 | 0.084 | 0.188 | 3763 | |
| 204,235,184 | 0.300 | --- | --- | --- | 01/07/2008 | 30/07/2012 | --- | SELONDA AQUACULTURE SA (CR) | 0.144 | 3.60 # | 0.139 | 11/04/2016 | 0.139 | 0.132 | 0.152 | 0.144 | 0.136 | 410@0.132 | 1109@0.144 | --- | 2015 | 3,675 | 11 | 501.27 | 29,409.87 | 0.074 | 0.152 | 3573 | |
| 6,456,530 | 1.61 | --- | --- | --- | 29/06/2001 | 02/08/2010 | --- | SPACE HELLAS SA (CR) | 0.945 | --- | 0.945 | 11/04/2016 | --- | --- | --- | --- | --- | --- | 406@0.945 | 7.20 | 2015 | --- | --- | --- | 6,101.42 | 0.664 | 1.28 | 9578 | |
| 28,438,268 | 0.300 | --- | --- | --- | 21/08/2006 | 24/11/1999 | --- | SPIROY AGRICULTURE SA (CR) | 0.699 | --- | 0.699 | 11/04/2016 | --- | --- | --- | --- | --- | --- | 600@0.648 | --- | 2015 | --- | --- | --- | 19,878.35 | 0.630 | 0.700 | 1357 | |
| 40,693,350 | 5.00 | --- | --- | --- | 03/07/2006 | 26/05/2015 | --- | TECHNICAL OLYMPIC SA (CR) | 0.670 | -4.83 € | 0.704 | 11/04/2016 | 0.641 | 0.641 | 0.680 | 0.676 | 0.666 | 80@0.663 | 78@0.676 | --- | 2015 | 413 | 8 | 275.01 | 27,264.54 | 0.565 | 0.831 | 3728 | |
| 109,314,400 | 0.300 | --- | --- | --- | 28/05/2012 | 05/08/2015 | --- | TERNA ENERGY (CR) | 2.72 | --- | 2.72 | 11/04/2016 | 2.70 | 2.67 | 2.75 | 2.72 | 2.71 | 235@2.71 | 2482@2.72 | -(6) | 2015 | 49,879 | 132 | 135,307.37 | 297,335.17 | 1.92 | 2.92 | 7537 | |
| 36,300,000 | 1.12 | 0.285 | 0.24 | --- | 03/08/2015 | 12/12/2007 | --- | THESSALONIKA WATER & SEWERAGE | 3.12 | -0.64 € | 3.14 | 11/04/2016 | 3.10 | 3.10 | 3.19 | 3.12 | 3.12 | 500@3.08 | 2500@3.14 | 8.36 | 2015 | 4,564 | 14 | 14,251.18 | 113,256.00 | 2.65 | 3.24 | 7577 | |
| 45,094,620 | 0.660 | 0.05 | 0.0225 | --- | 20/04/2015 | 01/11/1999 | --- | THRACE PLASTICS SA (CR) | 1.43 | 1.42 # | 1.41 | 11/04/2016 | 1.38 | 1.38 | 1.43 | 1.43 | 1.40 | 65@1.42 | 900@1.44 | -(6) | 2015 | 2,448 | 14 | 3,429.91 | 64,485.31 | 1.25 | 1.45 | 1357 | |
| 77,063,568 | 4.00 | --- | 0.1551 | --- | 24/06/2015 | 25/06/2004 | --- | TITAN CEMENT (CR) | 17.90 | -0.56 € | 18.00 | 11/04/2016 | 18.00 | 17.86 | 18.00 | 17.90 | 17.91 | 208@17.86 | 2327@17.90 | 25.19 | 2015 | 39,317 | 285 | 704,217.24 | 1,459,820.22 | 14.86 | 20.00 | 2353 | |
| 7,568,960 | 4.00 | --- | 0.1551 | --- | 24/06/2015 | 25/06/2004 | --- | TITAN CEMENT CO. (PR) | 10.62 | -3.45 € | 11.00 | 11/04/2016 | 10.98 | 10.60 | 11.00 | 10.62 | 10.67 | 6@10.62 | 70@10.88 | 14.94 | 2015 | 550 | 10 | 5,868.98 | 1,459,820.22 | 7.36 | 11.53 | 2353 | |
| 10,080,000 | 3.00 | 0.6 | 1.95 | --- | 04/05/2015 | 27/08/2001 | --- | TPA SA (CR) | 21.05 | -1.77 € | 21.43 | 11/04/2016 | 21.05 | 21.05 | 21.05 | 21.05 | 21.05 | 15@20.35 | 195@21.05 | 11.84 | 2015 | 5 | 1 | 105.25 | 212,184.00 | 18.10 | 24.10 | 2777 | |
| 15,627,315 | 0.300 | --- | --- | --- | 16/11/1992 | 03/12/2012 | --- | UNIBIOS (CR) | 0.078 | 8.33 # | 0.072 | 11/04/2016 | 0.078 | 0.064 | 0.078 | 0.078 | 0.076 | 285@0.065 | 200@0.077 | --- | 2015 | 1,314 | 13 | 100.45 | 1,218.93 | 0.053 | 0.091 | 2353 | |
| 18,810,000 | 0.400 | --- | --- | --- | 08/07/2010 | 14/11/2007 | --- | VARVERIS - MODA BAGNO SA (CR) | 0.150 | --- | 0.150 | 11/04/2016 | --- | --- | --- | --- | --- | --- | 2180@0.135 | --- | 2015 | --- | --- | --- | 2,821.50 | 0.115 | 0.165 | 2353 | |
| 259,189,761 | --- | --- | --- | --- | 26/02/2016 | --- | --- | VIOHALCO SA/NV (CB) | 1.03 | -2.83 € | 1.06 | 11/04/2016 | 1.04 | 1.02 | 1.04 | 1.03 | 1.03 | 206@1.03 | 4875@1.04 | --- | --- | --- | 128,752 | 203 | 132,567.13 | 266,965.45 | 0.928 | 1.67 | 2727 |
| 4,968,600 | 2.88 | --- | --- | --- | 01/07/1998 | 14/12/1998 | --- | VIS SA (CR) | 0.869 | --- | 0.869 | 11/04/2016 | --- | --- | --- | --- | --- | --- | 500@0.930 | --- | 2015 | --- | --- | --- | 4,317.71 | 0.611 | 1.00 | 2723 | |
| 6,325,000 | 0.600 | --- | --- | --- | 02/05/2014 | 17/02/2014 | --- | VOGIATZOGLOU SYSTEMS SA (CR) | 1.01 | --- | 1.01 | 11/04/2016 | --- | --- | --- | --- | --- | --- | 700@1.11 | --- | 2015 | --- | --- | --- | 6,388.25 | 0.978 | 1.12 | 2797 | |

Exchange Traded Funds (ETFs)

| | | | | | | | | | | | | | | | | | | | | | | | | | | | | | |
|-----------|-----|-----|-----|-----|------------|-----|-----|--------------------------------|------|---------|------|------------|------|------|------|------|------|----------|-----|-----|-----|-----|-------|---|----------|-----|------|------|-------|
| 6,030,903 | --- | --- | --- | --- | 24/01/2008 | --- | --- | ALPHA ETF FTSE Athex Large Cap | 1.51 | -2.83 € | 1.55 | 11/04/2016 | 1.49 | 1.49 | 1.51 | 1.51 | 1.50 | 500@1.49 | --- | --- | --- | --- | 3,460 | 4 | 5,185.48 | --- | 1.13 | 1.81 | 12003 |
| 294,878 | --- | --- | --- | --- | 29/06/2009 | --- | --- | NBGAM ETF | 6.47 | -1.67 € | 6.58 | 11/04/2016 | 6.48 | 6.47 | 6.48 | 6.47 | 6.47 | --- | --- | --- | --- | --- | 1,302 | 4 | 8,423.96 | --- | 4.50 | 7.23 | 12003 |
| 388,550 | --- | --- | --- | --- | 03/11/2010 | --- | --- | NBGAM ETF GREECE & TURKEY 30 | 5.89 | -0.17 € | 5.90 | 11/04/2016 | 5.89 | 5.89 | 5.89 | 5.89 | 5.89 | --- | --- | --- | --- | --- | 2 | 1 | 11.78 | --- | 4.90 | 5.94 | 12003 |

| Number of Outstanding Securities | Nominal Value | Dividends [1] 2013 2014 2015 | Date of Last Coupon Dividend [2] | Date of Last Coupon Right | Note | Shares | Closing price | % change | Previous closing price/date | Open price | Price min | Price max | Last price | Avg price | Last Bid [7] | Last Ask [7] | P/E after | Year | Volume | Trades | Transactions Value[8] | Company Mkt Value (thou. €) | Year low | Year high | Sector[4] | | | | |
|----------------------------------|---------------|---------------------------------|----------------------------------|---------------------------|------------|------------|---------------|--------------------------------|-----------------------------|------------|-----------|-----------|------------|-----------|--------------|--------------|-----------|-------|-------------|-------------|-----------------------|-----------------------------|----------|-----------|-----------|------------|--------|--------|------|
| 14,000,000 | 4.15 | --- | --- | --- | 23/04/2010 | 29/06/1999 | 4815 | ALPHA REAL ESTATE SA(CR) | 4.48 | -1.75 | € | 4.56 | 11/04/2016 | 4.46 | 4.46 | 4.53 | 4.48 | 4.48 | 195@4.50 | 100@4.70 | 22.63 | 2015 | 660 | 11 | 2,957.10 | 62,720.00 | 4.20 | 6.00 | 8637 |
| 63,900,000 | 3.00 | --- | --- | --- | 23/06/2003 | 04/11/2008 | 4816 | ASTIR PALACE SA (CR) | 2.97 | -2.30 | € | 3.04 | 11/04/2016 | 3.00 | 2.93 | 3.10 | 3.10 | 2.97 | 300@2.93 | 2099@3.10 | --- | 2015 | 1,257 | 16 | 3,737.12 | 189,783.00 | 2.90 | 3.51 | 5753 |
| 134,652,904 | 0.800 | --- | --- | --- | 09/08/2004 | 08/03/2006 | 4814 | ATHENA SA (CR) | 0.130 | --- | ↘ | 0.130 | 11/04/2016 | --- | --- | --- | --- | --- | --- | 280@0.133 | --- | 2015 | --- | --- | --- | 17,504.88 | 0.018 | 0.130 | 2357 |
| 191,660,320 | 0.300 | --- | --- | --- | 20/07/2009 | 29/12/2010 | 4817 | ATTICA HOLDINGS (CR) | 0.750 | 3.02 | # | 0.728 | 11/04/2016 | 0.794 | 0.750 | 0.794 | 0.750 | 0.750 | 91154@0.750 | 10000@0.793 | (-6) | 2015 | 12,966 | 11 | 9,725.38 | 143,745.24 | 0.490 | 0.794 | 5759 |
| 13,404,440 | 8.63 | --- | --- | --- | 02/04/2001 | 06/03/1992 | 4822 | IONIAN HOTELS SA (CR) | 10.00 | --- | ↘ | 10.00 | 11/04/2016 | --- | --- | --- | --- | --- | 300@8.00 | 799@10.00 | 61.83 | 2015 | --- | --- | --- | 134,044.40 | 5.64 | 10.00 | 5753 |
| 2,760,000 | 11.83 | 8.5 | 9.3 | --- | 23/06/2015 | 16/07/1990 | 4823 | KARELIA TOBACCO CO. SA (CB) | 250.45 | --- | ↘ | 250.45 | 11/04/2016 | --- | --- | --- | --- | --- | 1@227.00 | 5@250.45 | 12.94 | 2015 | --- | --- | --- | 691,242.00 | 228.00 | 265.00 | 3785 |
| 106,980,050 | 2.25 | --- | --- | --- | 25/07/2008 | 24/02/2014 | 5046 | MINOAN LINES SA (CR) | 2.30 | --- | ↘ | 2.30 | 11/04/2016 | 2.30 | 2.30 | 2.30 | 2.30 | 2.30 | --- | 1151@2.30 | 15.18 | 2015 | 600 | 3 | 1,380.00 | 246,054.12 | 2.00 | 2.30 | 5759 |
| 255,494,534 | 3.00 | --- | --- | --- | 02/03/2012 | 23/12/2015 | 5104 | NBG PANGAEA (CR) | 3.91 | --- | ↘ | 3.91 | 11/04/2016 | --- | --- | --- | --- | --- | 100@3.92 | --- | 20.09 | 2015 | --- | --- | --- | 998,983.63 | 3.45 | 6.03 | 8671 |
| 17,240,776 | 0.370 | --- | --- | --- | 14/07/2005 | 30/09/2003 | 4827 | PERSEUS SA (CR) | 0.490 | --- | ↘ | 0.490 | 11/04/2016 | --- | --- | --- | --- | --- | --- | 94@0.498 | 3.59 | 2015 | --- | --- | --- | 8,447.98 | 0.277 | 0.520 | 3577 |
| 54,888,240 | 1.13 | 0.09 | --- | --- | 25/04/2014 | 22/03/2006 | 5100 | TRASTOR REAL EST. INV. CO.(CR) | 0.850 | --- | ↘ | 0.850 | 11/04/2016 | 0.850 | 0.850 | 0.850 | 0.850 | 0.850 | 446@0.850 | 624@1.02 | --- | 2015 | 55 | 1 | 46.75 | 46,655.00 | 0.611 | 1.25 | 8671 |

Low Dispersion

Surveillance

| | | | | | | | | | | | | | | | | | | | | | | | | | | | | | |
|-------------|-------|-----|-----|-----|------------|------------|------|--------------------------------|-------|--------|---|-------|------------|-------|-------|-------|-------|-------|-------------|-------------|-------|------|--------|-----|----------|-----------|-------|-------|------|
| 13,000,000 | 1.00 | --- | --- | --- | 01/08/2007 | 07/04/2000 | 5093 | AKRITAS SA (CR) | 0.140 | --- | ↘ | 0.140 | 11/04/2016 | --- | --- | --- | --- | --- | --- | 20@0.112 | --- | 2015 | --- | --- | --- | 1,820.00 | 0.061 | 0.530 | 2353 |
| 14,870,100 | 0.300 | --- | --- | --- | 15/05/2008 | 26/09/2011 | 4844 | ALPHA GRISSIN S.A. (CR) | 0.032 | --- | ↘ | 0.032 | 11/04/2016 | --- | --- | --- | --- | --- | 5000@0.032 | --- | --- | 2015 | --- | --- | --- | 475.84 | 0.019 | 0.032 | 9533 |
| 2,969,713 | 0.300 | --- | --- | --- | 02/07/2008 | 28/02/2011 | 4958 | ANEK LINES SA (PR, Issue '96) | 0.127 | -17.53 | € | 0.154 | 11/04/2016 | 0.124 | 0.124 | 0.154 | 0.154 | 0.127 | 49@0.154 | --- | 53.12 | 2015 | 54 | 3 | 6.88 | 14,390.01 | 0.124 | 0.240 | 5759 |
| 312,163 | 0.300 | --- | --- | --- | 02/07/2008 | 28/02/2011 | 4959 | ANEK LINES SA (PR, Issue '90) | 0.352 | -20.00 | € | 0.440 | 11/04/2016 | 0.352 | 0.352 | 0.352 | 0.352 | 0.352 | 50@0.440 | --- | (-6) | 2015 | 16 | 2 | 5.63 | 14,390.01 | 0.352 | 1.04 | 5759 |
| 185,373,016 | 0.300 | --- | --- | --- | 02/07/2008 | 28/02/2011 | 4957 | ANEK LINES SA (CR) | 0.075 | -2.60 | € | 0.077 | 11/04/2016 | 0.075 | 0.075 | 0.075 | 0.075 | 0.075 | 5000@0.065 | 4510@0.075 | 31.37 | 2015 | 15,490 | 2 | 1,161.75 | 14,390.01 | 0.050 | 0.079 | 5759 |
| 20,255,805 | 0.300 | --- | --- | --- | 22/08/2006 | 02/08/2010 | 4881 | AXON HOLDING SA (CR) | 0.009 | --- | ↘ | 0.009 | 11/04/2016 | --- | --- | --- | --- | --- | 1342@0.009 | --- | --- | 2015 | --- | --- | --- | 182.30 | 0.009 | 0.070 | 4533 |
| 17,579,754 | 4.16 | --- | --- | --- | 18/08/2006 | 02/08/2010 | 5097 | BIOTER SA (CR) | 0.066 | 20.00 | # | 0.055 | 11/04/2016 | 0.066 | 0.066 | 0.066 | 0.066 | 0.066 | 500@0.050 | 30@0.066 | --- | 2015 | 570 | 4 | 37.62 | 1,160.26 | 0.038 | 0.149 | 2357 |
| 14,173,104 | 0.300 | --- | --- | --- | 11/08/2010 | 28/11/2013 | 5055 | DIONIC (CR) | 0.045 | 18.42 | # | 0.038 | 11/04/2016 | 0.045 | 0.045 | 0.045 | 0.045 | 0.045 | 1500@0.035 | 3490@0.045 | 0.14 | 2015 | 10 | 1 | 0.45 | 637.79 | 0.024 | 0.054 | 2797 |
| 15,878,748 | 0.480 | --- | --- | --- | 10/07/2006 | 22/03/2004 | 5095 | DOMIKI KRITIS SA (CR) | 0.250 | --- | ↘ | 0.250 | 11/04/2016 | --- | --- | --- | --- | --- | 100@0.200 | 2948@0.250 | --- | 2015 | --- | --- | --- | 3,969.69 | 0.203 | 0.318 | 2357 |
| 3,961,300 | 1.28 | --- | --- | --- | 29/06/2004 | 03/08/2000 | 5080 | DUROS SA (CR) | 0.240 | --- | ↘ | 0.240 | 11/04/2016 | --- | --- | --- | --- | --- | --- | 40@0.240 | --- | 2015 | --- | --- | --- | 950.71 | 0.240 | 0.300 | 3763 |
| 7,085,888 | 1.59 | --- | --- | --- | 02/07/1996 | 06/09/2010 | 4690 | ELVIEMEK (CR) | 3.97 | --- | ↘ | 3.97 | 11/04/2016 | --- | --- | --- | --- | --- | --- | 50@3.18 | --- | 2015 | --- | --- | --- | 28,130.98 | 3.97 | 3.97 | 8633 |
| 6,000,000 | 0.600 | --- | --- | --- | 13/06/2008 | 08/04/2004 | 4886 | EUROBROKERS S.A. (CR) | 0.009 | --- | ↘ | 0.009 | 11/04/2016 | --- | --- | --- | --- | --- | --- | --- | --- | 2015 | --- | --- | --- | 54.00 | 0.009 | 0.009 | 8534 |
| 21,820,410 | 0.800 | --- | --- | --- | 22/05/2008 | 02/08/2011 | 4882 | EUROMEDICA SA (CR) | 0.010 | --- | ↘ | 0.010 | 11/04/2016 | --- | --- | --- | --- | --- | --- | 6000@0.008 | --- | 2015 | --- | --- | --- | 218.20 | 0.010 | 0.028 | 4533 |
| 110,097,185 | 0.300 | --- | --- | --- | 04/12/2013 | | 5033 | Forthnet (CR) | 0.301 | -0.33 | € | 0.302 | 11/04/2016 | 0.301 | 0.301 | 0.301 | 0.301 | 0.301 | 468@0.311 | 282@0.362 | --- | 2015 | 32 | 1 | 9.63 | 33,139.25 | 0.301 | 0.750 | 9535 |
| 77,376,446 | 0.340 | --- | --- | --- | 23/05/2005 | 18/08/2011 | 5094 | G.E. DIMITRIOU (CR) | 0.012 | --- | ↘ | 0.012 | 11/04/2016 | --- | --- | --- | --- | --- | --- | 39998@0.012 | --- | 2015 | --- | --- | --- | 928.52 | 0.006 | 0.012 | 3722 |
| 1,270,000 | 0.300 | --- | --- | --- | 06/07/2007 | 06/02/2013 | 5007 | GIRAKIAN PROFIL SA (CB) | 0.108 | 20.00 | # | 0.090 | 11/04/2016 | 0.108 | 0.108 | 0.108 | 0.108 | 0.108 | 6325@0.108 | --- | --- | 2015 | 125 | 1 | 13.50 | 137.16 | 0.075 | 0.167 | 1757 |
| 1,540,000 | 0.600 | --- | --- | --- | 08/08/1994 | 19/09/2000 | 5058 | J.BOUTARIS & SON HOLD. (PB) | 0.050 | --- | ↘ | 0.050 | 11/04/2016 | --- | --- | --- | --- | --- | --- | 3000@0.060 | --- | 2015 | --- | --- | --- | 832.39 | 0.006 | 0.062 | 3535 |
| 25,179,640 | 0.600 | --- | --- | --- | 08/08/1994 | 19/09/2000 | 5057 | J.BOUTARIS & SON HOLD. SA (CB) | 0.030 | -18.92 | € | 0.037 | 11/04/2016 | 0.030 | 0.030 | 0.030 | 0.030 | 0.030 | 5999@0.030 | --- | --- | 2015 | 300 | 2 | 9.00 | 832.39 | 0.025 | 0.070 | 3535 |
| 7,125,216 | 0.650 | --- | --- | --- | 01/07/2005 | 14/12/1999 | 4955 | KRE.KA SA (CR) | 0.122 | --- | ↘ | 0.122 | 11/04/2016 | --- | --- | --- | --- | --- | 1000@0.122 | 2000@0.146 | --- | 2015 | --- | --- | --- | 869.28 | 0.090 | 0.146 | 3573 |
| 51,081,030 | 1.00 | --- | --- | --- | 20/08/2007 | 03/09/2007 | 4912 | LAVIPHARM SA (CR) | 0.120 | 13.21 | # | 0.106 | 11/04/2016 | 0.120 | 0.120 | 0.120 | 0.120 | 0.120 | 3000@0.085 | 95@0.120 | --- | 2015 | 400 | 2 | 48.00 | 6,129.72 | 0.088 | 0.155 | 4577 |
| 4,419,616 | 1.58 | --- | --- | --- | 21/07/2011 | 04/03/2015 | 4983 | MEDICON S.A (CR) | 0.385 | --- | ↘ | 0.385 | 11/04/2016 | --- | --- | --- | --- | --- | 600@0.308 | 250@0.460 | 1.06 | 2015 | --- | --- | --- | 1,701.55 | 0.321 | 0.465 | 4535 |
| 20,231,328 | 0.600 | --- | --- | --- | 15/07/2008 | 25/06/2004 | 4879 | NIKAS SA (CR) | 0.110 | --- | ↘ | 0.110 | 11/04/2016 | --- | --- | --- | --- | --- | --- | 1000@0.132 | --- | 2015 | --- | --- | --- | 2,225.45 | 0.070 | 0.119 | 3577 |
| 14,967,940 | 0.500 | --- | --- | --- | 21/05/2008 | 04/01/2008 | 4956 | PASAL DEVELOPMENT S.A. (CR) | 0.111 | 1.83 | # | 0.109 | 11/04/2016 | 0.109 | 0.109 | 0.130 | 0.130 | 0.111 | 8750@0.130 | --- | --- | 2015 | 11,250 | 3 | 1,252.50 | 1,661.44 | 0.058 | 0.130 | 8633 |
| 18,750,000 | 0.300 | --- | --- | --- | 02/07/2001 | 31/12/2012 | 4985 | PEGASUS PUBLISHING S.A. (CR) | 0.058 | --- | ↘ | 0.058 | 11/04/2016 | --- | --- | --- | --- | --- | --- | 8@0.057 | --- | 2015 | --- | --- | --- | 1,087.50 | 0.040 | 0.120 | 5557 |
| 24,319,250 | 0.300 | --- | --- | --- | 09/07/2002 | 04/07/2007 | 5054 | PROODEFTIKH SA (CR) | 0.073 | -16.09 | € | 0.087 | 11/04/2016 | 0.073 | 0.072 | 0.073 | 0.072 | 0.073 | 13881@0.072 | 18845@0.080 | --- | 2015 | 22,119 | 5 | 1,605.69 | 1,775.31 | 0.050 | 0.092 | 2357 |
| 65,326,268 | 0.530 | --- | --- | --- | 04/07/2007 | 19/07/2006 | 4750 | SATO SA (CR) | 0.014 | --- | ↘ | 0.014 | 11/04/2016 | --- | --- | --- | --- | --- | --- | 10711@0.016 | --- | 2015 | --- | --- | --- | 914.57 | 0.014 | 0.103 | 3726 |

| Number of Outstanding Securities | Nominal Value | Dividends [1] 2013 2014 2015 | Date of Last Dividend [2] | Coupon Right | Note | Shares | Closing price | % change | Previous closing price/date | Open price | Price min | Price max | Last price | Avg price | Last Bid [7] | Last Ask [7] | P/E after | Year | Volume | Trades | Transactions Value[8] | Company Mkt Value (thou. €) | Year low | Year high | Sector[4] | | |
|----------------------------------|---------------|---------------------------------|---------------------------|--------------|------------|------------|---------------|--------------------------------|-----------------------------|------------|-----------|------------|------------|-----------|--------------|--------------|-------------|---------|--------|--------|-----------------------|-----------------------------|----------|-----------|-----------|------|------|
| Surveillance | | | | | | | | | | | | | | | | | | | | | | | | | | | |
| 7,914,480 | 0.300 | --- | --- | --- | 23/06/2008 | 29/06/2011 | 4888 | SFKIANAKIS SA (CR) | 0.365 | -7.59 | 0.395 | 11/04/2016 | 0.365 | 0.365 | 0.365 | 0.365 | 100@0.366 | 9@0.394 | --- | 2015 | 350 | 2 | 127.75 | 2,888.79 | 0.360 | 5.64 | 5379 |
| 10,186,667 | 1.35 | --- | --- | --- | 24/06/2008 | 02/02/2016 | 4887 | SIDMA SA (CR) | 0.380 | --- | 0.380 | 11/04/2016 | --- | --- | --- | --- | 1000@0.379 | --- | 2015 | --- | --- | --- | 3,870.93 | 0.096 | 0.380 | 1757 | |
| 16,383,428 | 0.300 | --- | --- | --- | 25/06/2002 | 21/06/2013 | 4997 | VARVARESSOS SA (CB) | 0.031 | --- | 0.031 | 11/04/2016 | --- | --- | --- | 30000@0.037 | --- | 2015 | --- | --- | --- | 507.89 | 0.006 | 0.031 | 3763 | | |
| 13,191,620 | 0.620 | --- | --- | --- | 04/08/2010 | 09/09/2002 | 4977 | YALCO - CONSTANTINOU SA (CB) | 0.056 | --- | 0.056 | 11/04/2016 | --- | --- | --- | 4600@0.045 | 100@0.067 | --- | 2015 | --- | --- | --- | 738.73 | 0.055 | 0.143 | 3722 | |
| Under Deletion | | | | | | | | | | | | | | | | | | | | | | | | | | | |
| 1,130,180 | 0.440 | --- | --- | --- | 20/06/2003 | 02/07/2014 | 5092 | COMPUCON SA (CR) | 0.013 | --- | 0.013 | 11/04/2016 | --- | --- | --- | 4000@0.011 | --- | 2015 | --- | --- | --- | 14.69 | 0.013 | 0.019 | 9537 | | |
| 9,567,289 | 0.300 | --- | --- | --- | 01/07/2004 | 19/11/2007 | 5062 | MARAC ELECTRONICS (CR) | 0.298 | --- | 0.298 | 11/04/2016 | --- | --- | --- | --- | 14880@0.239 | --- | 2014 | --- | --- | --- | 2,851.05 | 0.298 | 0.298 | 9578 | |
| 766,000 | 1.00 | --- | --- | --- | 01/07/2004 | 11/12/2012 | 4937 | TRIA ALFA SA (CR) | 2.59 | --- | 2.59 | 11/04/2016 | --- | --- | --- | --- | 14@2.99 | --- | 2015 | --- | --- | --- | 2,317.14 | 1.80 | 2.59 | 3763 | |
| 245,000 | 1.00 | --- | --- | --- | 19/07/2010 | 11/12/2012 | 4938 | TRIA ALFA SA (PR) | 1.36 | --- | 1.36 | 11/04/2016 | --- | --- | --- | --- | 191@1.62 | --- | 2015 | --- | --- | --- | 2,317.14 | 1.36 | 1.36 | 3763 | |
| 4,737,503 | 0.320 | --- | --- | --- | 22/06/2005 | 22/09/2015 | 5091 | VARANGIS AVEPE S.A. (CR) | 0.300 | --- | 0.300 | 11/04/2016 | --- | --- | --- | --- | 34@0.240 | --- | 2015 | --- | --- | --- | 1,421.25 | 0.300 | 0.300 | 3726 | |
| Suspension Status | | | | | | | | | | | | | | | | | | | | | | | | | | | |
| 33,301,715 | 0.320 | --- | --- | --- | 27/06/2003 | 08/07/2009 | 4978 | AEGEK (CR) | 0.043 | --- | 0.043 | 31/03/2016 | --- | --- | --- | --- | 3310@0.049 | --- | --- | --- | --- | 1,431.97 | 0.029 | 0.072 | 2357 | | |
| 5,000,000 | 0.400 | --- | --- | --- | 03/06/2009 | 01/09/2014 | 5087 | ALCO HELLAS SA (CR) | 0.180 | --- | 0.180 | 31/03/2015 | --- | --- | --- | --- | --- | --- | --- | --- | --- | 900.00 | 0.180 | 0.180 | 1753 | | |
| 5,025,000 | 0.300 | --- | --- | --- | 05/07/2005 | 14/03/2002 | 5023 | ALINCO S.A (CR) | 0.043 | --- | 0.043 | 29/11/2013 | --- | --- | --- | --- | --- | --- | --- | --- | --- | 216.08 | 0.043 | 0.043 | 3763 | | |
| 215,246,452 | 0.300 | --- | --- | --- | 25/06/2001 | 24/09/2001 | 4446 | ALTEC SA (CR) | 0.012 | --- | 0.012 | 30/11/2015 | --- | --- | --- | --- | --- | --- | --- | --- | --- | 2,582.96 | 0.012 | 0.012 | 9533 | | |
| 21,382,067 | 0.300 | --- | --- | --- | 02/10/2006 | 15/02/2006 | 4628 | ATERMON (CR) | 0.120 | --- | 0.120 | 31/03/2010 | --- | --- | --- | --- | --- | --- | --- | --- | --- | 2,565.85 | 0.120 | 0.120 | 5555 | | |
| 81,644,555 | 0.300 | --- | --- | --- | 01/07/2008 | 02/09/2002 | 5098 | ATTI - KAT SA (CR) | 0.012 | --- | 0.012 | 29/05/2015 | --- | --- | --- | --- | --- | --- | --- | --- | --- | 979.73 | 0.012 | 0.012 | 2357 | | |
| 33,930,000 | 0.300 | --- | --- | --- | 03/07/2006 | 30/05/2001 | 4865 | BABIS VOVOS SA (CR) | 0.304 | --- | 0.304 | 30/03/2012 | --- | --- | --- | --- | --- | --- | --- | --- | --- | 10,314.72 | 0.304 | 0.304 | 8633 | | |
| 20,121,710 | 1.21 | --- | --- | --- | 27/07/1992 | 12/03/2003 | 5002 | BALKAN R.E. (CR) | 0.190 | --- | 0.190 | 29/08/2013 | --- | --- | --- | --- | --- | --- | --- | --- | --- | 3,823.12 | 0.190 | 0.190 | 8633 | | |
| 21,920,570 | 0.300 | --- | --- | --- | 03/07/2007 | 13/12/1999 | 4702 | CARDASSILARIS SA (CR) | 0.140 | --- | 0.140 | 30/11/2010 | --- | --- | --- | --- | --- | --- | --- | --- | --- | 3,068.88 | 0.140 | 0.140 | 3577 | | |
| 30,159,583 | 0.470 | --- | --- | --- | 26/06/2008 | 29/12/2010 | 5047 | DIAS A/C (CR) | 0.050 | --- | 0.050 | 26/03/2014 | --- | --- | --- | --- | --- | --- | --- | --- | --- | 1,507.98 | 0.050 | 0.050 | 3573 | | |
| 3,873,120 | 0.300 | --- | --- | --- | 07/07/2008 | 04/10/2012 | --- | DRUCKFARBEN HELLAS (CR) | 0.410 | --- | 0.410 | 24/03/2016 | --- | --- | --- | --- | --- | --- | --- | --- | --- | 1,587.98 | 0.410 | 0.550 | 1357 | | |
| 7,847,611 | 1.20 | --- | --- | --- | 01/08/2007 | 28/09/2011 | 4939 | EDRASIS - C. PSALLIDAS SA (CR) | 0.150 | --- | 0.150 | 29/11/2012 | --- | --- | --- | --- | --- | --- | --- | --- | --- | 1,177.14 | 0.150 | 0.150 | 2357 | | |
| 5,750,000 | 0.300 | --- | --- | --- | 12/12/2008 | 12/12/2011 | 4929 | ELECTRONIKI ATHINON SA (CR) | 0.480 | --- | 0.480 | 28/09/2012 | --- | --- | --- | --- | --- | --- | --- | --- | --- | 2,760.00 | 0.480 | 0.480 | 5375 | | |
| 24,605,397 | 0.400 | --- | --- | --- | 29/06/1995 | 27/05/2002 | 4651 | EMPORIKOS DESMOS SA (CR) | 0.080 | --- | 0.080 | 31/05/2010 | --- | --- | --- | --- | --- | --- | --- | --- | --- | 2,134.04 | 0.080 | 0.080 | 3722 | | |
| 1,182,903 | 0.400 | --- | --- | --- | 01/07/1996 | 27/05/2002 | 4652 | EMPORIKOS DESMOS SA (PR) | 0.140 | --- | 0.140 | 31/05/2010 | --- | --- | --- | --- | --- | --- | --- | --- | --- | 2,134.04 | 0.140 | 0.140 | 3722 | | |
| 36,748,909 | 0.730 | --- | --- | --- | 15/12/2005 | 13/12/2006 | 5109 | HEL. SUGAR INDUSTRY SA (CB) | 0.075 | --- | 0.075 | 29/02/2016 | --- | --- | --- | --- | --- | --- | --- | --- | --- | 2,756.17 | 0.064 | 0.150 | 3577 | | |
| 13,692,227 | 1.47 | --- | --- | --- | 07/07/2006 | 08/10/1999 | 5049 | HELLENIC FABRICS SA (CR) | 0.117 | --- | 0.117 | 31/03/2014 | --- | --- | --- | --- | --- | --- | --- | --- | --- | 1,601.99 | 0.117 | 0.117 | 3763 | | |
| 30,390,000 | 0.310 | --- | --- | --- | 18/08/2008 | 29/12/2006 | 5099 | HELLENIC FISHFARMING SA (CR) | 0.070 | --- | 0.070 | 02/06/2015 | --- | --- | --- | --- | --- | --- | --- | --- | --- | 2,127.30 | 0.070 | 0.070 | 3573 | | |
| 71,082,707 | 1.70 | --- | --- | --- | 01/07/2010 | 21/11/2012 | 4820 | HERACLES GEN.CEMENT CO. (CR) | 1.23 | --- | 1.23 | 09/03/2016 | --- | --- | --- | --- | --- | --- | --- | --- | --- | 87,431.73 | 1.23 | 1.23 | 2353 | | |
| 24,619,524 | 0.500 | --- | --- | --- | 10/10/1986 | 30/12/2002 | 4914 | KERAMIA-ALLATINI (CR) | 0.088 | --- | 0.088 | 30/08/2012 | --- | --- | --- | --- | --- | --- | --- | --- | --- | 2,166.52 | 0.088 | 0.088 | 8633 | | |
| 17,544,600 | 0.600 | --- | --- | --- | 03/07/2000 | 01/08/2000 | 4868 | KOYMBAS SYNERGY GROUP (CR) | 0.132 | --- | 0.132 | 30/03/2012 | --- | --- | --- | --- | --- | --- | --- | --- | --- | 2,315.89 | 0.132 | 0.132 | 8775 | | |
| 66,937,526 | 0.700 | --- | --- | --- | 13/08/2010 | 21/05/2003 | 5003 | MICHANIKI SA (CR) | 0.100 | --- | 0.100 | 29/08/2013 | --- | --- | --- | --- | --- | --- | --- | --- | --- | 9,186.78 | 0.100 | 0.100 | 2357 | | |
| 25,968,987 | 0.700 | --- | --- | --- | 13/08/2010 | 21/05/2003 | 5004 | MICHANIKI SA (PR) | 0.096 | --- | 0.096 | 29/08/2013 | --- | --- | --- | --- | --- | --- | --- | --- | --- | 9,186.78 | 0.096 | 0.096 | 2357 | | |
| 13,555,100 | 1.00 | --- | --- | --- | 08/07/2005 | --- | 4576 | MICROLAND COMPUTERS SA (CR) | 0.640 | --- | 0.640 | 14/07/2009 | --- | --- | --- | --- | --- | --- | --- | --- | --- | 8,675.26 | 0.640 | 0.640 | 5379 | | |
| 255,459,600 | 0.300 | --- | --- | --- | 26/06/2000 | 03/12/2010 | 5101 | NEL SA (CR) | 0.070 | --- | 0.070 | 31/08/2015 | --- | --- | --- | --- | --- | --- | --- | --- | --- | 17,882.17 | 0.070 | 0.070 | 5759 | | |

| Number of Outstanding Securities | Nominal Value | Dividends [1] | | | Date of Last Coupon | | Note | Shares | Closing price | % change | Previous closing price/date | Open price | Price min | Price max | Last price | Avg price | Last Bid [7] | Last Ask [7] | P/E after | Year | Volume | Trades | Transactions Value[8] | Company Mkt Value (thou. €) | Year low | Year high | Sector[4] |
|----------------------------------|---------------|---------------|------|------|---------------------|------------|------|--------------------------------|---------------|----------|-----------------------------|--------------|-----------|-----------|------------|-----------|--------------|--------------|-----------|------|--------|--------|-----------------------|-----------------------------|----------|-----------|-----------|
| | | 2013 | 2014 | 2015 | Dividend [2] | Right | | | | | | | | | | | | | | | | | | | | | |
| 23,463,874 | 0.800 | --- | --- | --- | 23/05/2003 | 21/12/1999 | 4918 | NEORION SA (CR) | 0.125 | --- | 0.125 | 30/08/2012 | --- | --- | --- | --- | --- | --- | --- | --- | --- | --- | --- | 2,932.98 | 0.125 | 0.125 | 2753 |
| 20,210,127 | 1.53 | --- | --- | --- | 27/06/1997 | 20/03/2000 | 5061 | PARNASSOS ENTERP. (CR) | 0.070 | --- | 0.070 | 30/05/2014 | --- | --- | --- | --- | --- | --- | --- | --- | --- | --- | --- | 1,414.71 | 0.070 | 0.070 | 8775 |
| 40,946,303 | 0.360 | --- | --- | --- | 18/07/2005 | 27/11/2007 | 5089 | PC SYSTEMS SA (CR) | 0.006 | --- | 0.006 | 31/03/2016 | --- | --- | --- | --- | --- | --- | --- | --- | --- | --- | --- | 245.68 | 0.006 | 0.014 | 9533 |
| 25,583,146 | 0.300 | --- | --- | --- | 25/06/2001 | 03/12/2008 | 4723 | PETZETAKIS SA (CR) | 0.260 | --- | 0.260 | 28/01/2011 | --- | --- | --- | --- | --- | --- | --- | --- | --- | --- | --- | 6,651.62 | 0.260 | 0.260 | 1357 |
| 9,550,386 | 0.500 | --- | --- | --- | 01/07/1997 | 12/06/2008 | 4626 | PRAXITELIO SA (CR) | 0.390 | --- | 0.390 | 31/03/2010 | --- | --- | --- | --- | --- | --- | --- | --- | --- | --- | --- | 4,430.09 | 0.390 | 0.390 | 4533 |
| 1,306,368 | 0.500 | --- | --- | --- | 01/07/1997 | 12/06/2008 | 4627 | PRAXITELIO SA (PR) | 0.540 | --- | 0.540 | 31/03/2010 | --- | --- | --- | --- | --- | --- | --- | --- | --- | --- | --- | 4,430.09 | 0.540 | 0.540 | 4533 |
| 25,667,143 | 0.320 | --- | --- | --- | 03/07/2000 | 18/12/2007 | 4548 | SAOS (CR) | 1.56 | --- | 0.780 | # 31/03/2009 | --- | --- | --- | --- | --- | --- | --- | --- | --- | --- | --- | 40,040.74 | 1.56 | 1.56 | 2773 |
| 26,408,040 | 0.300 | --- | --- | --- | 01/07/1997 | 26/05/1999 | 4464 | SHEET STEEL SA (CR) | 0.120 | --- | 0.120 | 28/11/2008 | --- | --- | --- | --- | --- | --- | --- | --- | --- | --- | --- | 3,168.96 | 0.120 | 0.120 | 1757 |
| 60,221,300 | 0.400 | --- | --- | --- | 01/07/2002 | 01/11/2010 | 5022 | SHELMAN SA (CR) | 0.080 | --- | 0.080 | 29/11/2013 | --- | --- | --- | --- | --- | --- | --- | --- | --- | --- | --- | 4,817.70 | 0.080 | 0.080 | 2353 |
| 29,060,950 | 0.340 | --- | --- | --- | 20/08/2007 | 24/10/2001 | 5088 | SPIDER METAL INDUSTRY SA (CR) | 0.008 | --- | 0.008 | 31/03/2015 | --- | --- | --- | --- | --- | --- | --- | --- | --- | --- | --- | 232.49 | 0.008 | 0.008 | 2757 |
| 144,688,060 | 0.600 | --- | --- | --- | 21/04/2008 | 10/03/2010 | 4982 | T BANK (CR) | 0.048 | --- | 0.052 | # 29/11/2011 | --- | --- | --- | --- | --- | --- | --- | --- | --- | --- | --- | 6,945.03 | 0.048 | 0.048 | 8355 |
| 6,523,780 | 0.530 | --- | --- | --- | 01/07/2002 | 06/03/2001 | 4971 | TECHNICAL PUBLICATIONS SA (CR) | 0.006 | --- | 0.006 | 31/05/2013 | --- | --- | --- | --- | --- | --- | --- | --- | --- | --- | --- | 39.14 | 0.006 | 0.006 | 5557 |
| 151,189,500 | 0.300 | --- | --- | --- | 16/07/2009 | 11/02/2016 | 5110 | TELETIPOS SA (CR) | 0.060 | --- | 0.060 | 07/03/2016 | --- | --- | --- | --- | --- | 5@0.048 | --- | --- | --- | --- | --- | 9,071.37 | 0.054 | 0.070 | 5553 |
| 13,920,000 | 0.320 | --- | --- | --- | 19/11/2001 | 01/08/2000 | 4726 | TEXAPRET SA (CR) | 0.080 | --- | 0.080 | 28/02/2011 | --- | --- | --- | --- | --- | --- | --- | --- | --- | --- | --- | 1,113.60 | 0.080 | 0.080 | 3763 |
| 510,840 | 1.00 | --- | --- | --- | 15/07/2008 | 21/11/2013 | 5036 | TROPEA HOLDING (CR) | 2.00 | --- | 0.020 | # 30/03/2012 | --- | --- | --- | --- | --- | --- | --- | --- | --- | --- | --- | 1,021.68 | 2.00 | 2.00 | 3722 |
| 284,465,964 | 3.70 | --- | --- | --- | 20/06/2008 | 15/06/2009 | 4913 | TT HELLENIC POSTBANK (CR) | 0.168 | --- | 0.239 | # 29/08/2012 | --- | --- | --- | --- | --- | --- | --- | --- | --- | --- | --- | 47,790.28 | 0.168 | 0.168 | 8355 |
| 89,616,200 | 0.300 | --- | --- | --- | 21/08/2000 | 28/06/2007 | 4616 | UNITED TEXTILES (CR) | 0.050 | --- | 0.050 | 24/02/2010 | --- | --- | --- | --- | --- | --- | --- | --- | --- | --- | --- | 4,480.81 | 0.050 | 0.050 | 3763 |
| 71,683,906 | 0.400 | --- | --- | --- | 15/06/2005 | 05/02/2008 | 4953 | XATZIOANNOU (CR) | 0.026 | --- | 0.026 | 28/03/2013 | --- | --- | --- | --- | --- | --- | --- | --- | --- | --- | --- | 1,863.78 | 0.026 | 0.026 | 3763 |

Shares' Notes

| Code | Note text |
|------|---|
| () | - Adjusted dividends. |
| * | - Last adjusted closing price. |
| [1] | - Net dividends. |
| [2] | - The "Date of Last Coupon" for New listings refers to the date company's stocks started to trade in Athex |
| [3] | - The Company Market Value is referred to the number of outstanding shares |
| [4] | - Sectors codification can be found in Appendix A |
| [5] | - The Market Value refers to the total number of shares listed (including their several classes) in the exchange by the company. |
| [6] | - P/E greater than 100 |
| [7] | - Last view of the Order Book before the end of the trading session |
| [8] | - All Blocks Methods' Transactions Value are included. |
| 4446 | - Transfer to the "Under Supervision" Category as of 20/10/2008. |
| 4464 | - Suspension of trading as of 1/12/2008. |
| 4548 | - Suspension of trading as of 1/4/2009. |
| 4576 | - Suspension of trading as of 14/7/2009. |
| 4616 | - Suspension of trading as of 25/2/2010. |
| 4626 | - Suspension of trading as of 1/4/2010. |
| 4627 | - Suspension of trading as of 1/4/2010. |
| 4628 | - Suspension of trading as of 1/4/2010. |
| 4651 | - Suspension of trading as of 1/6/2010. |
| 4652 | - Suspension of trading as of 1/6/2010. |
| 4690 | - Transfer to Surveillance category as of 4/4/2006. |
| 4702 | - Suspension of trading as of 1/12/2010. |
| 4723 | - Suspension of trading as of 31/1/2011. |
| 4726 | - Suspension of trading as of 1/3/2011. |
| 4750 | - Transfer to the "Under Surveillance Category" from 8/4/2011. |
| 4795 | - The final gross (pre-tax) dividend is € 0.30 per share and subject to withholding tax on the full dividend amount, i.e. 0.45 per share, for those shareholders liable to withholding tax, in accordance with the applicable tax law provisions. |
| 4814 | - Transfer to the Low Dispersion Category as of 30/5/2011. |
| 4815 | - Transfer to the Low Dispersion Category as of 30/5/2011. |
| 4816 | - Transfer to the Low Dispersion Category as of 30/5/2011. |
| 4817 | - Transfer to the Low Dispersion Category as of 30/5/2011. |
| 4820 | - Transfer to the Low Dispersion category as of 18/4/2008. |
| 4822 | - Transfer to the Low Dispersion category as of 30/5/2011. |
| 4823 | - Transfer to the Low Dispersion category as of 4/4/2006. |
| 4827 | - Transfer to the Low Dispersion category as of 5/5/2010. |
| 4844 | - Transfer to the Surveillance category from 8/4/2011. |
| 4857 | - The 793,906,274 new (CR) shares, resulting from the recent share capital increase through a rights issue, are not yet admitted to trading on the ATHEX. |
| 4865 | - Suspension of trading as of 2/4/2012. |
| 4868 | - Suspension of trading as of 2/4/2012. |
| 4879 | - Transfer to the Surveillance Category as of 10/4/2012. |
| 4881 | - Transfer to the Surveillance Category as of 10/4/2012. |
| 4882 | - Transfer to the Surveillance Category as of 10/4/2012. |
| 4886 | - Transfer to the Surveillance Category as of 10/4/2012. |
| 4887 | - Transfer to the Surveillance Category as of 10/4/2012. |
| 4888 | - Transfer to the Surveillance Category as of 10/4/2012. |
| 4912 | - Transfer to the Surveillance Category as of 31/7/2012. |
| 4913 | - Suspension of trading as of 30/8/2012. |
| 4914 | - Suspension of trading as of 31/8/2012. |
| 4918 | - Suspension of trading as of 31/8/2012. |
| 4929 | - Suspension of trading as of 1/10/2012. |
| 4937 | - Transfer to the UNDER DELETION category as of 30/11/2012. |
| 4938 | - Transfer to the UNDER DELETION category as of 30/11/2012. |

Shares' Notes

| Code | Note text |
|------|--|
| 4939 | - Suspension of trading as of 30/11/2012. |
| 4953 | - Suspension of trading as of 2/4/2013. |
| 4955 | - Transfer to the Surveillance Category as from 5/4/2013. |
| 4956 | - Transfer to the Surveillance Category as from 5/4/2013. |
| 4957 | - Transfer to the Surveillance Category as from 5/4/2013. |
| 4958 | - Transfer to the Surveillance Category as from 5/4/2013. |
| 4959 | - Transfer to the Surveillance Category as from 5/4/2013. |
| 4971 | - Suspension of trading as of 3/6/2013. |
| 4977 | - Transfer to the "Under Surveillance Category" from 11/6/2013. |
| 4978 | - Transfer to the Under Supervision Category as of 11/6/2013. |
| 4982 | - Suspension of trading as of 1/12/2011. |
| 4983 | - Transfer to the Surveillance Category as of 5/4/2013. |
| 4985 | - Transfer to the "Under Surveillance Category" from 8/4/2011. |
| 4997 | - Transfer to the Under Supervision Category as of 21/12/2009. - The 6,870,053 new (CB) shares, resulting from the recent share capital increase through a rights issue, are not yet admitted to trading on the ATHEX. |
| 5002 | - Suspension of trading as of 30/08/2013. |
| 5003 | - Suspension of trading as of 30/08/2013. |
| 5004 | - Suspension of trading as of 30/08/2013. |
| 5007 | - Transfer to the Surveillance category, as of 11/10/2013. |
| 5022 | - Suspension of trading as of 2/12/2013. |
| 5023 | - Suspension of trading as of 2/12/2013. |
| 5031 | - The 612,300 new (CR) shares, resulting from the recent share capital increase through a rights issue, are not yet admitted to trading on the ATHEX. |
| 5033 | - Transfer to the Surveillance Category as of 25/11/2011. The 97,144,575new (CR) shares, resulting from the recent share capital increase through a rights issue, are not yet admitted to trading on the ATHEX. |
| 5036 | - The company's share is under suspension of trading as of 2/4/2012. During suspension, the company proceeded and concluded a share reverse split, according to which - after the conclusion of the corporate action - the total number of the company's shares, as well as, the last closing price of 30/03/2012 were adjusted. |
| 5046 | - Transfer to the Low Dispersion category as of 8/4/2011. |
| 5047 | - Suspension of trading as of 27/3/2014. |
| 5049 | - Under suspension of trading as of 1/4/2014. |
| 5054 | - Transfer to the Surveillance Category as of 10/4/2014. |
| 5055 | - Transfer to the Surveillance Category as of 10/4/2014. |
| 5057 | - Transfer to the Surveillance Category as of 29/12/2011. |
| 5058 | - Transfer to the Surveillance Category as of 29/12/2011. |
| 5061 | - Suspension of trading as of 2/6/2014. |
| 5062 | - Transfer to the UNDER DELETION category as of 4/6/2014. |
| 5080 | - Suspension of trading as of 6/9/2011. |
| 5087 | - Suspension of trading as of 1/4/2015. |
| 5088 | - Suspension of trading as of 1/4/2015. |
| 5089 | - Transfer to the Surveillance Category as of 8/4/2015. |
| 5091 | - Transfer to the UNDER DELETION category as of 8/4/2015. |
| 5092 | - Transfer to the UNDER DELETION category as of 8/4/2015. |
| 5093 | - Transfer to the Surveillance Category as of 8/4/2015. |
| 5094 | - Transfer to the Surveillance Category as of 8/4/2015. |
| 5095 | - Transfer to the Surveillance Category as from 9/4/2015. |
| 5097 | - Transfer to the Surveillance Category as of 10/4/2012. |
| 5098 | - Suspension of trading as of 2/6/2015. |
| 5099 | - Suspension of trading as of 3/6/2015. |
| 5100 | - Transfer to the Low Dispersion Category as of 24/6/2015. |
| 5101 | - Suspension of trading as of 1/9/2015. |
| 5103 | - The 2,495,784,996 new (CR) shares, resulting from the recent share capital increase through a rights issue, are not yet admitted to trading on the ATHEX. |
| 5104 | - Transfer to the "Low Dispersion" Category as of 31/10/2014. Change of the company name from "MIG REAL ESTATE R.E.I.C." to " NBG PANGAEA R.E.I.C." as of 30/12/2015. |
| 5109 | - Suspension of trading as of 01/03/2016. |
| 5110 | - Suspension of trading as of 08/03/2016. |

Securities Blocks Details

| Securities | Block Volume | Price | Block Trade Value | Time of approval | Note |
|-------------------|--------------|-------|-------------------|------------------|------|
| FOLLI FOLLIE (CR) | 20,000 | 17.90 | 358,000.00 | 10:42:48 | 20 |
| ALPHA BANK (CR) | 1,050,000 | 1.72 | 1,800,750.00 | 11:07:37 | 20 |
| OTE (CR) | 51,247 | 7.38 | 378,202.86 | 11:53:52 | 20 |
| OPAP (CR) | 80,000 | 6.23 | 498,400.00 | 12:16:24 | 20 |
| OPAP (CR) | 120,000 | 6.23 | 747,600.00 | 12:18:09 | 20 |
| OTE (CR) | 38,090 | 7.36 | 280,151.95 | 12:43:21 | 20 |

Blocks Notes

- 9 - Method 6-1 / Special Fees
- 10 - Method 6-1 / Special Fees, SDS
- 14 - Method 6-3 / Settlement, Incomplete Buy and Sell
- 18 - Method 6-2 / SPOT 1
- 19 - Method 6-2 / SPOT 2
- 20 - Method 6-1 and Method 6-1 Same Day Settlement
- 21 - Other Pre-agreed

Shares Rights Details

| Occured date | Exercise from | Exercise until | Trading until | Rights | Price min | Price max | Closing price | Last Bid | Last Ask | Volume | Trades | Transactions Value |
|--------------|---------------|----------------|---------------|--------|-----------|-----------|---------------|----------|----------|--------|--------|--------------------|
|--------------|---------------|----------------|---------------|--------|-----------|-----------|---------------|----------|----------|--------|--------|--------------------|

No Rights Transactions.

Shares Forced Sales

| Securities | Transaction s Volume | Number of Trades | Transactions Value | Note |
|-------------------|-------------------------|---------------------|-----------------------|------|
| TERNA ENERGY (CR) | 7,637 | 6 | 20,772.64 | 3 |

Forced Sales Notes

- 1 - Normal Forced Sale.
- 2 - Forced Sales of Fixed Registered Shares.
- 3 - Forced Sales of Remaining Stock Fractions.

Forced Sales Registered Shares

| Securities | Start Date | End Date | Initial Volume | Remaining Volume | Date | Avg price (day) | Avg price (period) | Number of Trades | Transactions Volume | Transactions Value |
|------------|------------|----------|----------------|------------------|------|-----------------|--------------------|------------------|---------------------|--------------------|
|------------|------------|----------|----------------|------------------|------|-----------------|--------------------|------------------|---------------------|--------------------|

No Fixed Registered Shares Forced Sales.

Forced Sales Notes

According to Decision 1/380/04.05.2008 of the Hellenic Republic Capital Market Commission, the certificated registered shares that have not been deposited to the issuer for dematerialisation, will be auctioned in the Athens Exchange by the supervising issuer. Forced sales procedure is held according to Article 99A of the Athens Exchange Rulebook. The average price of the period is calculated by dividing the Total transactions value by the Total volume and includes all the transactions made until the current date.

Exchange Traded Funds (ETFs) Characteristics

| | Transactions Date (T) | Creation / Redemption | Units (T-1) | New Units (T-1) | Redemption Units (T-1) | Units (T) [1] | Fund Assets [2] | Net Unit Price | Dividend per | Dividend Date |
|--------------------------------|-----------------------|-----------------------|-------------|-----------------|------------------------|---------------|-----------------|----------------|--------------|---------------|
| NBGAM ETF ΓΔ Χ.Α. | 12/04/2016 | 25,000 | 294,878 | --- | --- | 294,878 | 1,932,076.00 | 6.5521 | --- | 27/10/2011 |
| ALPHA ETF FTSE Athex Large Cap | 12/04/2016 | 50,000 | 6,030,903 | --- | --- | 6,030,903 | 9,285,856.00 | 1.5397 | 0.06 | 03/08/2015 |
| NBGAM ETF GREECE & TURKEY 30 | 12/04/2016 | 25,000 | 388,550 | --- | --- | 388,550 | 2,293,028.00 | 5.9015 | --- | 27/10/2011 |

ETFs Notes

[1] - Units (T) = Units (T-1) + New Units (T-1) - Redemption Units (T-1)

[2] - The Creation / Redemption Units of T-1 are included.

Corporate Bonds

| Num Listed Bonds | Nominal price | Issue price | Today's Rate | Exp. Date | Duration (years) | Note | Coupon attached | | Trading | Corporate Bonds | Price min | Price max | Closing price | Previous closing price/date | Volume | Transactions Value | Last order | | | ear min | Year max |
|------------------|---------------|-------------|--------------|------------|------------------|------|-----------------|-----------|---------|--|-----------|-----------|---------------|-----------------------------|--------|--------------------|------------|------------|------------|---------|----------|
| | | | | | | | Common | Preferred | | | | | | | | | Price | Buy / Sell | Date | | |
| 1,794,284 | 13.76 | 9.77 | 0.00 | 21/10/2025 | 18 | --- | --- | --- | 1 | NIREUS S.A. (Convertible to CR shares) | --- | --- | --- | 100.0000 11/04/2016 | --- | --- | 11.0000 | B | 17/11/2014 | 12.0000 | 150.0000 |
| 212,237,880 | 1.00 | 1.00 | 6.30 | 29/07/2020 | 7 | --- | 11 | --- | 1 | MARFIN INVESTMENT GROUP S.A. SERIES B (BOND) | --- | --- | --- | 0.8500 23/08/2013 | --- | --- | 1.0000 | B | 28/11/2014 | 0.8500 | 0.8500 |
| 163,076,727 | 1.00 | 1.00 | 7.00 | 29/07/2019 | 6 | --- | 11 | --- | 1 | MARFIN INVESTMENT GROUP S.A. SERIES A (BOND) | --- | --- | --- | 1.0000 23/08/2013 | --- | --- | 1.0000 | B | 28/11/2014 | 1.0000 | 1.0000 |

Corporate Bonds Notes

Transactions Volume = (Pieces) * (Nominal Price). Transactions Value = (Pieces) * (Nominal Price) * (price %) + (Accrued interest).

The price of a Bond is stated as a percentage (%) of Bond's Nominal Price.

Nominal Price in Euros (€), except if it is noted differently.

Government Bonds

| Number Listed Bonds | Nominal price | Today's Rate | Accrued Interest Calc | Exp. Date [1] | Duration (years) | Note | Coupons Date | Curr. coupon value | Trading Unit | Government Bonds | Price min | Price max | Closing price | Previous closing price/date | Volume | Transactions Value | Price | Last order Buy / Sell | Date |
|---------------------|---------------|--------------|-----------------------|---------------|------------------|------|---------------|--------------------|--------------|--------------------------------|-----------|-----------|---------------|-----------------------------|--------|--------------------|-------|-----------------------|------|
| 1,792,455,803 | 1.00 | 4.30 | Actual/Actual | 24/02/2023 | 11 | --- | 24/02 | 4.30 | 1 | GGB-FXD-240223-11Y-2.000-1.00 | --- | --- | --- | 10.0000 22/06/2015 | --- | --- | --- | --- | --- |
| 1,771,485,249 | 1.00 | 4.30 | Actual/Actual | 24/02/2024 | 12 | --- | 24/02 | 4.30 | 1 | GGB-FXD-240224-12Y-2.000-1.00 | --- | --- | --- | 10.0000 22/06/2015 | --- | --- | --- | --- | --- |
| 1,744,316,583 | 1.00 | 4.30 | Actual/Actual | 24/02/2025 | 13 | --- | 24/02 | 4.30 | 1 | GGB-FXD-240225-13Y-2.000-1.00 | --- | --- | --- | 10.0000 22/06/2015 | --- | --- | --- | --- | --- |
| 1,498,761,836 | 1.00 | 4.30 | Actual/Actual | 24/02/2026 | 14 | --- | 24/02 | 4.30 | 1 | GGB-FXD-240226-14Y-2.000-1.00 | --- | --- | --- | 10.0000 22/06/2015 | --- | --- | --- | --- | --- |
| 1,469,952,920 | 1.00 | 4.30 | Actual/Actual | 24/02/2027 | 15 | --- | 24/02 | 4.30 | 1 | GGB-FXD-240227-15Y-2.000-1.00 | --- | --- | --- | 10.0000 22/06/2015 | --- | --- | --- | --- | --- |
| 1,525,434,082 | 1.00 | 4.30 | Actual/Actual | 24/02/2028 | 16 | --- | 24/02 | 4.30 | 1 | GGB-FXD-240228-16Y-2.000-1.00 | --- | --- | --- | 10.0000 22/06/2015 | --- | --- | --- | --- | --- |
| 1,503,860,546 | 1.00 | 4.30 | Actual/Actual | 24/02/2029 | 17 | --- | 24/02 | 4.30 | 1 | GGB-FXD-240229-17Y-2.000-1.00 | --- | --- | --- | 10.0000 22/06/2015 | --- | --- | --- | --- | --- |
| 1,435,418,132 | 1.00 | 4.30 | Actual/Actual | 24/02/2030 | 18 | --- | 24/02 | 4.30 | 1 | GGB-FXD-240230-18Y-2.000-1.00 | --- | --- | --- | 10.0000 22/06/2015 | --- | --- | --- | --- | --- |
| 1,368,045,727 | 1.00 | 4.30 | Actual/Actual | 24/02/2031 | 19 | --- | 24/02 | 4.30 | 1 | GGB-FXD-240231-19Y-2.000-1.00 | --- | --- | --- | 10.0000 22/06/2015 | --- | --- | --- | --- | --- |
| 1,373,758,194 | 1.00 | 4.30 | Actual/Actual | 24/02/2032 | 20 | --- | 24/02 | 4.30 | 1 | GGB-FXD-240232-20Y-2.000-1.00 | --- | --- | --- | 10.0000 22/06/2015 | --- | --- | --- | --- | --- |
| 1,452,639,893 | 1.00 | 4.30 | Actual/Actual | 24/02/2033 | 21 | --- | 24/02 | 4.30 | 1 | GGB-FXD-240233-21Y-2.000-1.00 | --- | --- | --- | 10.0000 22/06/2015 | --- | --- | --- | --- | --- |
| 1,410,344,954 | 1.00 | 4.30 | Actual/Actual | 24/02/2034 | 22 | --- | 24/02 | 4.30 | 1 | GGB-FXD-240234-22Y-2.000-1.00 | --- | --- | --- | 10.0000 22/06/2015 | --- | --- | --- | --- | --- |
| 1,444,202,190 | 1.00 | 4.30 | Actual/Actual | 24/02/2035 | 23 | --- | 24/02 | 4.30 | 1 | GGB-FXD-240235-23Y-2.000-1.00 | --- | --- | --- | 10.0000 22/06/2015 | --- | --- | --- | --- | --- |
| 1,505,138,031 | 1.00 | 4.30 | Actual/Actual | 24/02/2036 | 24 | --- | 24/02 | 4.30 | 1 | GGB-FXD-240236-24Y-2.000-1.00 | --- | --- | --- | 10.0000 22/06/2015 | --- | --- | --- | --- | --- |
| 1,396,254,095 | 1.00 | 4.30 | Actual/Actual | 24/02/2037 | 25 | --- | 24/02 | 4.30 | 1 | GGB-FXD-240237-25Y-2.000-1.00 | --- | --- | --- | 10.0000 22/06/2015 | --- | --- | --- | --- | --- |
| 1,382,167,704 | 1.00 | 4.30 | Actual/Actual | 24/02/2038 | 26 | --- | 24/02 | 4.30 | 1 | GGB-FXD-240238-26Y-2.000-1.00 | --- | --- | --- | 10.0000 22/06/2015 | --- | --- | --- | --- | --- |
| 1,337,331,257 | 1.00 | 4.30 | Actual/Actual | 24/02/2039 | 27 | --- | 24/02 | 4.30 | 1 | GGB-FXD-240239-27Y-2.000-1.00 | --- | --- | --- | 10.0000 22/06/2015 | --- | --- | --- | --- | --- |
| 1,371,908,706 | 1.00 | 4.30 | Actual/Actual | 24/02/2040 | 28 | --- | 24/02 | 4.30 | 1 | GGB-FXD-240240-28Y-2.000-1.00 | --- | --- | --- | 10.0000 22/06/2015 | --- | --- | --- | --- | --- |
| 1,360,659,778 | 1.00 | 4.30 | Actual/Actual | 24/02/2041 | 29 | --- | 24/02 | 4.30 | 1 | GGB-FXD-240241-29Y-2.000-1.00 | --- | --- | --- | 10.0000 22/06/2015 | --- | --- | --- | --- | --- |
| 1,432,747,403 | 1.00 | 4.30 | Actual/Actual | 24/02/2042 | 30 | --- | 24/02 | 4.30 | 1 | GGB-FXD-240242-30Y-2.000-1.00 | --- | --- | --- | 10.0000 22/06/2015 | --- | --- | --- | --- | --- |
| 742,153 | 1,000.00 | 0.93 | FLR Actual/360 | 10/08/2019 | 5 | --- | 10/02 - 10/08 | --- | 1 | GGB-FLT-100819-05Y-0.934-1.000 | --- | --- | --- | --- | --- | --- | --- | --- | --- |
| 4,030,827 | 1,000.00 | 4.75 | Actual/Actual | 17/04/2019 | 5 | --- | 17/04 | 4.75 | 1 | GGB-FXD-170419-05Y-4.750-1.000 | --- | --- | --- | --- | --- | --- | --- | --- | --- |
| 2,089,066 | 1,000.00 | 3.38 | Actual/Actual | 17/07/2017 | 3 | --- | 17/07 | 3.38 | 1 | GGB-FXD-170717-03Y-3.375-1.000 | --- | --- | --- | --- | --- | --- | --- | --- | --- |

Government Bonds Notes

Transactions Volume = (Pieces) * (Nominal Price). Transactions Value = (Pieces) * (Nominal Price) * (price %) + (Accrued interest).

The Value of current coupon for the issues with NV 0.01 euro refers to NV 100 euros

FLR: Floating Interest Rate.

[1] - The Expiration Date of the interest bearing period and the Date for coupon payment.

| Bonds in Circulation | Currency / Min nominal traded Value | Coupons Payment Date | Current Coupon Value | Note | Coupon Attached | Trading Unit | Issue Date | Duration (years) | Today's Interest | A.I.C in days | Bonds | Last price of previous days | Last Outcry in Cash (euro) Price | Buy / Sell | Date | Trades in Pieces | Life min | Life Max | |
|---|-------------------------------------|----------------------|----------------------|------|-----------------|--------------|------------|------------------|------------------|---------------|-------------------------------|-----------------------------|----------------------------------|------------|------|------------------|----------|----------|------|
| Bonds of International Organizations | | | | | | | | | | | | | | | | | | | |
| 1,000,000 | EUR / 1000 | 21/07 | --- | --- | 10 | 1 | 21/07/2006 | 10 | 5.0 FLR | 360 | EUROPEAN INVESTMENT BANK BOND | 97.50 | 16/04/2007 | --- | --- | --- | --- | --- | |
| Corporate Bonds in Foreign Currency and Euro | | | | | | | | | | | | | | | | | | | |
| 103,746 | GBP / 10 | 01/12 | 0.25 | --- | 57 | 1 | 01/12/1930 | 98 | 2.5 | 360 | National Mortgage Bank | 2.27 | 05/02/1996 | 2.27 | S | 05/02/1996 | --- | 2.27 | 2.27 |
| 0 | GBP / 10 | 01/12 | 0.25 | --- | 59 | 1 | 01/12/1928 | 100 | 2.5 | 360 | National Mortgage Bank | --- | --- | --- | --- | --- | --- | --- | --- |

Government Bonds Notes

A.I.C: Accrued Interest Calculation base.

FLR: Floating Interest Rate.

The minimum tradeable Nominal Value for all Demeterialised Government Titles is 100 Euros.

Athex & ATHEXClear Members List

| Member Name | | | | Stock Market | | | Derivatives Market | | ATHEXClear Member | |
|---|--------------------------------|--------------------------------|-----|---------------|---------------|--------------|--------------------|--------------|-------------------|-----------------|
| | Address | Phone | Fax | Market Member | Remote Member | Market Maker | Proprietary | Market Maker | General Clearing | Direct Clearing |
| A. SARRIS SECURITIES S.A. | | | | a | | | | | | |
| 6, DRAGATSANIOU ATHINA | +30 2103367700 | 210-3312324 | | | | | | | | |
| ALPHA FINANCE INVESTMENT SERVICES S.A. | | | | a | | a | a | a | | a |
| 5, MERLIN ATHINA | +30 2103677400 | 210-33311193 | | | | | | | | |
| ALPHA BANK A.E. | | | | | | | | | a | |
| 103, AVE. ATHINON ATHINA | +30 2103436820 | 210-3436270 | | | | | | | | |
| 40, STADIOU STR ATHINA | (210)-3265546 (210)-3260000 | (210)-3265811 (210)-3264116 | | | | | | | | |
| ARGUS STOCKBROKERS LTD | | | | a | a | | a | | | |
| 25, AVENUE DEMOSTHENI SEVERI NICOSIA | +357 22717000 | 0035722717070 | | | | | | | | |
| ATLANTIC SECURITIES LIMITED | | | | a | a | | | | | |
| 37, PRODROMOU NICOSIA | +357 22445400 | 00357 22661914 | | | | | | | | |
| ATLAS SECURITIES S.A. | | | | a | | | a | | | |
| , 125 MICHALAKOPOULOU & 14-16 VERVENON ATHINA | +30 2103363300 | 210-3238925 | | | | | | | | |
| ATTICA BANK S.A. | | | | | | | | | a | |
| 54, AKADIMIAS STR. ATHINA | (210)-3390757 | (210)-3646090 | | | | | | | | |
| 23, OMIROU STR. ATHINA | (210)-3669000 | (210)-3669410 | | | | | | | | |
| AXIA VENTURES GROUP LTD | | | | a | a | | | | | |
| , KRANIDIOTI 10, OFFICE 102 NICOSIA | +357 22742000 | 357 22742001 | | | | | | | | |
| AXON SECURITIES S.A. | | | | a | | | a | | | |
| 48, STADIOU ATHINA | +30 2103363800 | 210-3243903 | | | | | | | | |
| BANK OF AMERICA MERRILL LYNCH | | | | a | a | | | | | |
| 2, KING EDWARD STREET LONDON | +44 20276281000 | | | | | | | | | |
| BETA SECURITIES S.A. | | | | a | | a | a | a | | a |
| 29, ALEXANDRAS AVEN. & VRAILA ATHINA | +30 2106478900 | 210-6410139 | | | | | | | | |
| BNP PARIBAS SECURITIES SERVICES S.A. | | | | | | | | | a | |
| , VASILISSIS SOFIAS 94 & KERASOUNTOS 1 ATHINA | +30 2107468500 | 210-7468579-581 | | | | | | | | |
| CAPITAL SECURITIES S.A. | | | | a | | | a | | | |
| 58, MITROPOLEOS ATHINA | +30 2103369700 | +30 210 3369820 | | | | | | | | |
| CFS SECURITIES-INVESTMENT SERVICES S.A. | | | | a | | | | | | |
| 6, DRAGATSANIOU ATHINA | +30 2103360800 | +30 210-3360980 | | | | | | | | |
| CITIGROUP GLOBAL MARKET LTD | | | | a | a | | | | | |
| 1, CITIGROUP CENTER, CANADA SQ., CANARY WHARF LONDON | +44 02079864000 | | | | | | | | | |
| CREDIT SUISSE SECURITIES (EUROPE) LIMITED | | | | a | a | | | | | |
| , ONE CABOT SQUARE LONDON | +44 2078888888 | | | | | | | | | |
| CYCLOS SECURITIES S.A. | | | | a | | | a | | | a |
| 39, PANEPISTIMIOU ATHINA | +30 2103364300 | +30 210-3239122 | | | | | | | | |
| D.A. TSEKOURAS SEC. S.A. | | | | a | | | | | | |
| 33, STADIOU ATHINA | +30 2103245100 | 210-3211997 | | | | | | | | |
| DELTASTOCK AD | | | | | | | | | | a |
| 115, MEGAPARK OFFICE BUILDING, OFFICE AREA E, G TSARIGRADSKO BULVARA 115051 | +35928115049 | | | | | | | | | |
| DEUTSCHE BANK S.A. | | | | a | a | | a | | | |
| 1, GREAT WINCHESTER STREET LONDON | +44 20 754 54209 | 00441133361437 | | | | | | | | |
| DYNAMIC SECURITIES S.A. | | | | a | | | a | | | a |
| 8, OMIROU ATHINA | +30 2103677700 | 210-3677777 | | | | | | | | |
| EL. PETROPOULAKIS SECURITIES S.A. | | | | a | | | a | | | |
| 9, ARISTEIDOU ATHINA | +30 2103213928 | +30 210-3216810 | | | | | | | | |
| ESTINVEST S.A. | | | | | | | | | | a |
| 9, TH REPUBLICII STREET FOCSANI | +40 237238900 | +40 237237471 | | | | | | | | |
| EUROBANK ERGASIAS S.A. | | | | | | | | | a | |
| 8, OTHONOS STR. ATHINA | (210)-3337000 (210)-3337969 | (210)-3233866 (210)-3245916 | | | | | | | | |
| EUROBANK SECURITIES INVESTMENT FIRM S.A | | | | a | | a | a | a | | a |
| , FILELLINON 10 & XENOFONTOS 13 ATHINA | +30 2103720000 | 210-3720001 | | | | | | | | |
| EUROCORP SECURITIES S.A. | | | | a | | | a | | | a |
| 14, SQ.FILIKIS ETAIRIAS ATHINA | +30 2107263500 | 210-7263666 | | | | | | | | |
| EUOTRUST BROKERAGE S.A. | | | | a | | | | | | |
| 113, SEVASTOUPOLEOS ATHINA | +30 2103363100 | +30 210-3238334 | | | | | | | | |
| EUROXX SECURITIES S.A. | | | | a | | a | a | a | | a |
| 7, PALAIOLOGOU CHALANDRI | (210)-6879400 | (210)-6879401 | | | | | | | | |
| G.A. PERVANAS SECURITIES-INVESTMENT SERVICES CO S.A. | | | | a | | | | | | |
| 7-9, SOFOKLEOUS ATHINA | +30 2103727200 | 210-3210-291 | | | | | | | | |

Athex & ATHEXClear Members List

| Member Name | Stock Market | | | Derivatives Market | | ATHEXClear Member | | | | |
|---|----------------|-----------------|-----|--------------------|---------------|-------------------|-------------|--------------|------------------|-----------------|
| | Address | Phone | Fax | Market Member | Remote Member | Market Maker | Proprietary | Market Maker | General Clearing | Direct Clearing |
| GLOBAL CAPITAL SECURITIES AND FINANCIAL SERVICES LTD | | | | a | a | | | | | |
| , AVE. ARCHIEPIKOPOU MAKARIOU NICOSIA | +357 22710710 | 357 22339332 | | | | | | | | |
| GUARDIAN TRUST SECURITIES S.A | | | | a | | | a | | | |
| 31, ERMOU ATHINA | +30 2103378700 | 210-3220498 | | | | | | | | |
| HELLENIC BANK (INVESTMENTS) LTD | | | | a | a | | | | | |
| , AVE. KYRIAKOU MATSI 31 - PO BOX 24747 NICOSIA | +357 22500100 | 357 22500110 | | | | | | | | |
| HELLENICAMERICAN SEC. S.A. | | | | a | | a | a | | | a |
| 27, ANDREA PAPANDEREOU ATHINA | +30 2103311100 | +30 210-3215968 | | | | | | | | |
| HSBC BANK PLC | | | | | | | | | a | |
| 109-111, AVE. MESOGION ATHINA | +30 2106960000 | 210-6928000 | | | | | | | | |
| INDEX SECURITIES S.A. | | | | a | | | | | | |
| 6, DRAGATSANIOU ATHINA | +30 2103213920 | +30 210-3213216 | | | | | | | | |
| INTERFINBROK CORPORATION S.A. | | | | | | | | | | a |
| 1, STR.CALARASI NR. CONSTANTA | +40 241639071 | 0241-547829 | | | | | | | | |
| INVESTMENT BANK OF GREECE S.A. | | | | a | | a | a | a | a | |
| 32 , EGIALIAS & PARADISOU MAROUSI | +30 2108173111 | +30 210-6896325 | | | | | | | | |
| J. CHR. MAVRIKIS SECURITIES S.A. | | | | a | | | | | | |
| 5, SOFOKLEOUS ATHINA | +30 2103216730 | 210-3217767 | | | | | | | | |
| KAPPA SECURITIES S.A. | | | | a | | | a | | | |
| 15, VALAORITOU ATHINA | +30 2103678600 | +30 210-3641002 | | | | | | | | |
| KARAMANOF SECURITIES-INV. SERVICES S.A. | | | | a | | | a | | | |
| 2, SQ. AGION THEODORON ATHINA | +30 2103212947 | +30 210-3217088 | | | | | | | | |
| LAIKI FINANCIAL SERVICES LTD | | | | | a | | | | | |
| 26, AVE. VYRONOS NICOSIA | 357 22367367 | 357 22718567 | | | | | | | | |
| LEON DEPOLAS SECURITIES S.A. | | | | a | | a | a | | | |
| 1, CHRISTOU LADA ATHINA | +30 2103213276 | +30 210-3211618 | | | | | | | | |
| MAGNA TRUST SECURITIES S.A | | | | a | | | | | | |
| 5, GEORGE ATHINA | +30 2103800820 | 210-3220910 | | | | | | | | |
| MEGA EQUITY SECURITIES-FINANCIAL SERVICES LTD | | | | a | a | | a | | | |
| 42-44, AVE. GRIVA DIGENI NICOSIA | +357 22711711 | 357 22711811 | | | | | | | | |
| MERIT SECURITIES S.A | | | | a | | a | a | | | a |
| 3, GEORGIOU SOURI ATHINA | +30 2103671890 | 210-3671830 | | | | | | | | |
| MIDAS BROKERAGE S.A. | | | | a | | a | | | | |
| 5, SOFOKLEOUS ATHINA | +30 2141008800 | +30 210-3253205 | | | | | | | | |
| N. CHRYSOCHOIDIS STOCK BROKERAGE I.S.S.A. | | | | a | | | a | | | a |
| 7-9, SOFOKLEOUS ATHINA | +30 2103213913 | +30 210-3216115 | | | | | | | | |
| NATIONAL BANK OF GREECE S.A. | | | | a | | | a | | a | |
| 68, AKADIMIAS STR. ATHINA | (210)-3328817 | (210)-3328678 | | | | | | | | |
| 86, AIOLOU STR. ATHINA | (210)-3341000 | (210)-3228187 | | | | | | | | |
| NATIONAL SECURITIES S.A | | | | a | | a | a | a | | |
| 91, MICHALAKOPOULOU ATHINA | +30 2107720000 | +30 210-7720002 | | | | | | | | |
| NUNTIUS SECURITIES S.A | | | | a | | | | | | |
| 6, DRAGATSANIOU ATHINA | +30 2103350599 | +30210-3254846 | | | | | | | | |
| ONE PLUS CAPITAL LIMITED | | | | a | a | | a | | | |
| , 75 PRODROMOU AVENUE, ONEWORLD PARKVIEW HOUSE, 3RD FLOOR | +30 2122873760 | | | | | | | | | |
| PANTELAKIS SECURITIES S.A. | | | | a | | | a | | | |
| 57, ETHNIKIS ANTISTATIS B CHALANDRI | +30 2106965000 | 210-6929550 | | | | | | | | |
| PEGASUS BROKERAGE FIRM S.A | | | | a | | | a | | | |
| 17 , VALAORITOU & AMERIKIS ATHINA | +30 2103670700 | +30 210-3670760 | | | | | | | | |
| PIRAEUS BANK S.A. | | | | a | | | a | | a | |
| 4, AMERIKIS STR. ATHINA | (210)-3335000 | (210)-3335079 | | | | | | | | |
| 4, AMERIKIS STR ATHINA | (210)-3335918 | (210)-3254207 | | | | | | | | |
| 4, AMERIKIS ATHINA | +30 2103335000 | 210-3335079 | | | | | | | | |
| PIRAEUS SECURITIES S.A. | | | | a | | a | a | a | | a |
| 5, KORAI ATHINA | +30 2103354100 | 210-3354170 | | | | | | | | |
| PRELIUM SECURITIES-INVESTMENT SERVICES S.A. | | | | a | | | a | | | |
| 1 , DAVAKI & KIFISIAS AVE. ATHINA | +30 2103677000 | +30 210-6926403 | | | | | | | | |
| PROCHOICE SECURITIES LTD | | | | a | a | | | | | |
| 57, SPYROU KYPRIANOY NICOSIA | +357-24-661192 | +357-24-662464 | | | | | | | | |
| SHARELINK SECURITIES-FINANCIAL SERVICES LTD | | | | a | a | | a | | | |
| 6 , THEOTOKI MEGARO ELLINA NICOSIA | +357 22554200 | +357 22750852 | | | | | | | | |
| SOCIETE GENERALE S.A. | | | | a | a | | a | | | |
| , 17 COURS VALMY 92987 PUTEAUX - LA DEFENSE PARIS | +33 157290504 | +33142138697 | | | | | | | | |

Athex & ATHEXClear Members List

| Member Name | | | Stock Market | | | Derivatives Market | | ATHEXClear Member | |
|--|-------|-----|---------------|---------------|--------------|--------------------|--------------|-------------------|-----------------|
| Address | Phone | Fax | Market Member | Remote Member | Market Maker | Proprietary | Market Maker | General Clearing | Direct Clearing |
| SOLIDUS SECURITIES S.A | | | a | | | a | | | a |
| 64, LOUIZIS RIANCOUR ATHINA | | | | | | | | | |
| SSIF BROKER SA | | | | | | | | | a |
| 119 , CALEA MOTILOR NAPOCA | | | | | | | | | |
| SSIF VIENNA INVESTMENT TRUST S.A. | | | | | | | | | a |
| , 4 SPLAIUL UNIRII, BUILDING B3 BUCHAREST | | | | | | | | | |
| ST. EM. LAVRENTAKIS SECURITIES S.A. | | | a | | | a | | | |
| 7-9, SOFOKLEOUS ATHINA | | | | | | | | | |
| THE CYPRUS INVESTMENT & SECURITIES CORPORATION LTD | | | a | a | | | | | |
| 154 , LIMASSOL AVENUE, STROVOLOS NICOSIA | | | | | | | | | |
| UBS LIMITED | | | a | a | | | | | |
| 1 , FINSBURY AVENUE LONDON | | | | | | | | | |

List of Stocks under Market Making operations

| Securities | Market Maker | Start Market Making | Stock Category |
|---------------------------------------|---|---------------------|----------------|
| ALPHA BANK (CR) | | | Main Market |
| | ALPHA FINANCE INVESTMENT SERVICES S.A. | 29/02/2016 | |
| | EUROBANK SECURITIES INVESTMENT FIRM S.A | 24/10/2012 | |
| | INVESTMENT BANK OF GREECE S.A. | 08/01/2013 | |
| | LEON DEPOLAS SECURITIES S.A. | 04/01/2016 | |
| | MERIT SECURITIES S.A | 03/09/2013 | |
| | MIDAS BROKERAGE S.A. | 11/01/2006 | |
| | NATIONAL SECURITIES S.A | 15/01/2013 | |
| | PIRAEUS SECURITIES S.A. | 28/05/2013 | |
| ALUMIL (CR) | | | Main Market |
| | BETA SECURITIES S.A. | 18/07/2013 | |
| ATTICA BANK S.A. (CR) | | | Main Market |
| | BETA SECURITIES S.A. | 02/06/2014 | |
| | EUROBANK SECURITIES INVESTMENT FIRM S.A | 25/07/2014 | |
| BANK OF CYPRUS (CR) | | | Main Market |
| | EUROBANK SECURITIES INVESTMENT FIRM S.A | 23/03/2015 | |
| | NATIONAL SECURITIES S.A | 22/06/2015 | |
| BYTE COMPUTER SA (CR) | | | Main Market |
| | MERIT SECURITIES S.A | 04/08/2013 | |
| CC HBC AG (CR) | | | Main Market |
| | EUROBANK SECURITIES INVESTMENT FIRM S.A | 23/10/2013 | |
| | NATIONAL SECURITIES S.A | 29/04/2013 | |
| | PIRAEUS SECURITIES S.A. | 04/05/2015 | |
| ELLAKTOR (CR) | | | Main Market |
| | EUROBANK SECURITIES INVESTMENT FIRM S.A | 01/06/2013 | |
| | INVESTMENT BANK OF GREECE S.A. | 02/01/2013 | |
| | NATIONAL SECURITIES S.A | 25/06/2013 | |
| ELTON SA (CR) | | | Main Market |
| | BETA SECURITIES S.A. | 03/09/2013 | |
| EUROBANK ERGASIAS (CR) | | | Main Market |
| | ALPHA FINANCE INVESTMENT SERVICES S.A. | 08/01/2013 | |
| | EUROBANK SECURITIES INVESTMENT FIRM S.A | 01/06/2013 | |
| | HELLENICAMERICAN SEC. S.A. | 25/07/2014 | |
| | INVESTMENT BANK OF GREECE S.A. | 08/01/2013 | |
| | MIDAS BROKERAGE S.A. | 07/01/2016 | |
| | PIRAEUS SECURITIES S.A. | 28/09/2013 | |
| EUROCONSULTANTS S.A. (CR) | | | Main Market |
| | EUROBANK SECURITIES INVESTMENT FIRM S.A | 22/07/2014 | |
| FOLLI FOLLIE (CR) | | | Main Market |
| | NATIONAL SECURITIES S.A | 17/02/2014 | |
| | PIRAEUS SECURITIES S.A. | 04/05/2015 | |
| FOURLIS (CR) | | | Main Market |
| | HELLENICAMERICAN SEC. S.A. | 14/09/2005 | |
| FRIGOGLASS SA (CR) | | | Main Market |
| | EUROBANK SECURITIES INVESTMENT FIRM S.A | 27/10/2014 | |
| GEK TERNA (CR) | | | Main Market |
| | HELLENICAMERICAN SEC. S.A. | 07/09/2015 | |
| | INVESTMENT BANK OF GREECE S.A. | 02/01/2013 | |
| GR. SARANTIS SA (CR) | | | Main Market |
| | BETA SECURITIES S.A. | 14/05/2013 | |
| HELLENIC EXCHANGES-A.S.E. (CR) | | | Main Market |
| | EUROBANK SECURITIES INVESTMENT FIRM S.A | 01/06/2013 | |
| | HELLENICAMERICAN SEC. S.A. | 01/09/2014 | |
| | INVESTMENT BANK OF GREECE S.A. | 02/01/2013 | |
| | NATIONAL SECURITIES S.A | 25/06/2013 | |
| | PIRAEUS SECURITIES S.A. | 04/05/2015 | |
| HELLENIC PETROLEUM (CR) | | | Main Market |
| | HELLENICAMERICAN SEC. S.A. | 14/09/2015 | |
| INTRACOM HOLDINGS (CR) | | | Main Market |
| | HELLENICAMERICAN SEC. S.A. | 07/09/2015 | |
| INTRALOT (CR) | | | Main Market |
| | EUROBANK SECURITIES INVESTMENT FIRM S.A | 01/06/2013 | |
| | INVESTMENT BANK OF GREECE S.A. | 02/01/2013 | |
| | PIRAEUS SECURITIES S.A. | 28/09/2013 | |
| J & P - AVAX SA (CR) | | | Main Market |
| | EUROBANK SECURITIES INVESTMENT FIRM S.A | 14/12/2015 | |
| KLOUKINAS - LAPPAS SA (CR) | | | Main Market |
| | BETA SECURITIES S.A. | 22/09/2014 | |

List of Stocks under Market Making operations

| Securities | Stock Category |
|--|---------------------|
| Market Maker | Start Market Making |
| LAMDA DEVELOPMENT SA (CR) | Main Market |
| EUROBANK SECURITIES INVESTMENT FIRM S.A | 08/12/2014 |
| MARFIN INVESTMENT GROUP (CR) | Main Market |
| EUROBANK SECURITIES INVESTMENT FIRM S.A | 23/03/2015 |
| HELLENICAMERICAN SEC. S.A. | 25/07/2014 |
| PIRAEUS SECURITIES S.A. | 02/02/2013 |
| MLS MULTIMEDIA SA (CR) | Main Market |
| HELLENICAMERICAN SEC. S.A. | 07/12/2015 |
| MOTOR OIL (CR) | Main Market |
| EUROBANK SECURITIES INVESTMENT FIRM S.A | 23/10/2012 |
| HELLENICAMERICAN SEC. S.A. | 01/09/2014 |
| NATIONAL SECURITIES S.A | 17/02/2014 |
| PIRAEUS SECURITIES S.A. | 04/05/2015 |
| MYTILINEOS HOLDINGS (CR) | Main Market |
| INVESTMENT BANK OF GREECE S.A. | 02/01/2013 |
| NATIONAL SECURITIES S.A | 25/06/2013 |
| PIRAEUS SECURITIES S.A. | 04/05/2015 |
| NATIONAL BANK (CR) | Main Market |
| ALPHA FINANCE INVESTMENT SERVICES S.A. | 08/01/2013 |
| EUROBANK SECURITIES INVESTMENT FIRM S.A | 24/10/2012 |
| HELLENICAMERICAN SEC. S.A. | 25/07/2014 |
| INVESTMENT BANK OF GREECE S.A. | 08/01/2013 |
| LEON DEPOLAS SECURITIES S.A. | 20/04/2015 |
| MERIT SECURITIES S.A | 03/09/2013 |
| MIDAS BROKERAGE S.A. | 07/01/2016 |
| NATIONAL SECURITIES S.A | 28/02/2013 |
| PIRAEUS SECURITIES S.A. | 08/09/2013 |
| OPAP (CR) | Main Market |
| ALPHA FINANCE INVESTMENT SERVICES S.A. | 08/01/2013 |
| EUROBANK SECURITIES INVESTMENT FIRM S.A | 24/10/2012 |
| HELLENICAMERICAN SEC. S.A. | 25/07/2014 |
| INVESTMENT BANK OF GREECE S.A. | 08/01/2013 |
| MIDAS BROKERAGE S.A. | 04/04/2016 |
| NATIONAL SECURITIES S.A | 15/01/2013 |
| PIRAEUS SECURITIES S.A. | 04/05/2015 |
| OTE (CR) | Main Market |
| ALPHA FINANCE INVESTMENT SERVICES S.A. | 08/01/2013 |
| EUROBANK SECURITIES INVESTMENT FIRM S.A | 24/10/2012 |
| HELLENICAMERICAN SEC. S.A. | 25/07/2014 |
| INVESTMENT BANK OF GREECE S.A. | 08/01/2013 |
| LEON DEPOLAS SECURITIES S.A. | 20/04/2015 |
| MIDAS BROKERAGE S.A. | 01/10/2015 |
| NATIONAL SECURITIES S.A | 01/12/2012 |
| PIRAEUS SECURITIES S.A. | 08/09/2013 |
| PAPOUTSANIS (CR) | Main Market |
| BETA SECURITIES S.A. | 25/11/2013 |
| PETROPOULOS PETROS (CR) | Main Market |
| BETA SECURITIES S.A. | 28/05/2013 |
| PIRAEUS BANK (CR) | Main Market |
| EUROBANK SECURITIES INVESTMENT FIRM S.A | 23/10/2012 |
| HELLENICAMERICAN SEC. S.A. | 25/07/2014 |
| INVESTMENT BANK OF GREECE S.A. | 08/01/2013 |
| MERIT SECURITIES S.A | 16/09/2013 |
| MIDAS BROKERAGE S.A. | 11/01/2016 |
| NATIONAL SECURITIES S.A | 02/06/2013 |
| PIRAEUS SECURITIES S.A. | 16/02/2013 |
| PLAISIO COMPUTERS SA (CR) | Main Market |
| BETA SECURITIES S.A. | 05/05/2014 |
| EUROBANK SECURITIES INVESTMENT FIRM S.A | 02/03/2015 |
| PPC (CR) | Main Market |
| ALPHA FINANCE INVESTMENT SERVICES S.A. | 08/01/2013 |
| EUROBANK SECURITIES INVESTMENT FIRM S.A | 23/10/2012 |
| INVESTMENT BANK OF GREECE S.A. | 08/01/2013 |
| MIDAS BROKERAGE S.A. | 04/04/2016 |
| NATIONAL SECURITIES S.A | 26/03/2013 |
| PIRAEUS SECURITIES S.A. | 28/09/2013 |
| QUALITY & RELIABILITY SA (CR) | Main Market |
| BETA SECURITIES S.A. | 20/08/2014 |

List of Stocks under Market Making operations

| Securities | Market Maker | Start Market Making | Stock Category |
|---------------------|---|---------------------|----------------|
| S.KANAKIS SA (CR) | | | Main Market |
| | BETA SECURITIES S.A. | 01/10/2013 | |
| TITAN CEMENT (CR) | | | Main Market |
| | EUROBANK SECURITIES INVESTMENT FIRM S.A | 23/10/2012 | |
| | NATIONAL SECURITIES S.A | 17/02/2014 | |
| | PIRAEUS SECURITIES S.A. | 04/05/2015 | |
| VIOHALCO SA/NV (CB) | | | Main Market |
| | ALPHA FINANCE INVESTMENT SERVICES S.A. | 17/02/2014 | |
| | MERIT SECURITIES S.A | 17/03/2014 | |

Equity Investment Instruments Acknowledgements

| Portfolio Investments Company Name | NAV per Share | Share Price | Premium/ Discount |
|------------------------------------|------------------|----------------|----------------------|
| AEOLIAN INVESTMENT FUND S.A. | 0.91 | 0.57 | -37.36% |
| ALPHA TRUST ANDROMEDA SA | 18.04 | 11.83 | -34.42% |

Acknowledgements Notes

According to the Decision of the Capital Market Commission 4/278/12.08.2003 Portfolio Investment Companies are required to notify the Athens Exchange on the 10th, 20th and last working day of each month the Net Asset Value (NAV) of their shares as well as Premium or Discount in relation to their market value.

| Underlying Asset | | | | Derivatives Market | | | | | | | | | | | | | | |
|-----------------------------|-----------|---------------|--------|---|------------|-----------|-----------|------------|---------------|----------|----------|------------------|-----------|----------|--------|--------|---------------|-------|
| Price max | Price min | Closing price | change | Delivery Month | Open price | Price max | Price min | Last price | Closing price | Last Bid | Last Ask | Settlement price | Life high | Life low | Trades | Volume | Open Interest | |
| FTSE/Athex Large Cap | | | | (Trade Unit: 1 Index Point x 5€, Cash Settlement) | | | | | | | | | | | | | | |
| 152.96 | 147.88 | 150.01 | -1.93% | April 2016 | 149.00 | 150.75 | 147.25 | 150.00 | 150.00 | --- | --- | 150.75 | 163.75 | --- | 201 | 3,274 | 7,977 | |
| | | | | May 2016 | 149.00 | 151.00 | 146.00 | 149.50 | 149.50 | --- | --- | 150.50 | --- | 172.00 | --- | 108 | 1,971 | 6,625 |
| | | | | June 2016 | --- | --- | --- | --- | 153.50 | --- | --- | 151.00 | --- | 156.00 | --- | --- | --- | 8 |
| | | | | September 2016 | --- | --- | --- | --- | 154.25 | --- | --- | --- | --- | --- | --- | --- | --- | --- |
| | | | | December 2016 | --- | --- | --- | --- | 155.00 | --- | --- | --- | --- | --- | --- | --- | --- | --- |
| | | | | March 2017 | --- | --- | --- | --- | 155.75 | --- | --- | --- | --- | --- | --- | --- | --- | --- |

| Underlying Asset | | | | Derivatives Market | | | | | | | | | | | | | | |
|----------------------------------|-----------|---------------|--------|--------------------|------------|-----------|-----------|------------|---------------|----------|----------|------------------|-----------|----------|--------|--------|---------------|--|
| Price max | Price min | Closing price | change | Delivery Month | Open price | Price max | Price min | Last price | Closing price | Last Bid | Last Ask | Settlement price | Life high | Life low | Trades | Volume | Open Interest | |
| ALPHA BANK (CR) | | | | | | | | | | | | | | | | | | |
| 1.74 | 1.67 | 1.73 | -2.81% | | | | | | | | | | | | | | | (Contract Size: 100 Securities, Physical Delivery) |
| | | | | June 2016 | 1.73 | 1.74 | 1.67 | 1.72 | 1.72 | --- | --- | 1.72 | 2.68 | --- | 236 | 6,198 | 9,492 | |
| | | | | September 2016 | --- | --- | --- | --- | 1.80 | --- | --- | 1.75 | --- | 1.99 | --- | --- | 51 | |
| | | | | December 2016 | --- | --- | --- | --- | 1.80 | --- | --- | --- | --- | --- | --- | --- | --- | |
| | | | | March 2017 | --- | --- | --- | --- | 1.81 | --- | --- | --- | --- | --- | --- | --- | --- | |
| CC HBC AG (CR) | | | | | | | | | | | | | | | | | | |
| 17.84 | 17.67 | 17.75 | -0.62% | | | | | | | | | | | | | | | (Contract Size: 100 Securities, Physical Delivery) |
| | | | | June 2016 | --- | --- | --- | --- | 17.93 | --- | --- | 17.56 | 18.99 | --- | --- | --- | 11 | |
| | | | | September 2016 | --- | --- | --- | --- | 18.02 | --- | --- | --- | --- | --- | --- | --- | --- | |
| | | | | December 2016 | --- | --- | --- | --- | 18.11 | --- | --- | --- | --- | --- | --- | --- | --- | |
| | | | | March 2017 | --- | --- | --- | --- | 18.20 | --- | --- | --- | --- | --- | --- | --- | --- | |
| CORINTH PIPEWORKS SA (CR) | | | | | | | | | | | | | | | | | | |
| 0.816 | 0.775 | 0.784 | -6.67% | | | | | | | | | | | | | | | (Contract Size: 100 Securities, Physical Delivery) |
| | | | | June 2016 | --- | --- | --- | --- | 0.843 | --- | --- | 0.800 | 0.965 | --- | --- | --- | 647 | |
| | | | | September 2016 | --- | --- | --- | --- | 0.847 | --- | --- | --- | --- | --- | --- | --- | --- | |
| | | | | December 2016 | --- | --- | --- | --- | 0.852 | --- | --- | --- | --- | --- | --- | --- | --- | |
| | | | | March 2017 | --- | --- | --- | --- | 0.856 | --- | --- | --- | --- | --- | --- | --- | --- | |
| ELLAKTOR (CR) | | | | | | | | | | | | | | | | | | |
| 1.19 | 1.13 | 1.15 | -3.36% | | | | | | | | | | | | | | | (Contract Size: 100 Securities, Physical Delivery) |
| | | | | June 2016 | 1.14 | 1.16 | 1.14 | 1.16 | 1.16 | --- | --- | 1.16 | 1.46 | --- | 3 | 5 | 1,322 | |
| | | | | September 2016 | --- | --- | --- | --- | 1.20 | --- | --- | --- | --- | --- | --- | --- | --- | |
| | | | | December 2016 | --- | --- | --- | --- | 1.21 | --- | --- | --- | --- | --- | --- | --- | --- | |
| | | | | March 2017 | --- | --- | --- | --- | 1.21 | --- | --- | --- | --- | --- | --- | --- | --- | |
| EUROBANK ERGASIAS (CR) | | | | | | | | | | | | | | | | | | |
| 0.715 | 0.695 | 0.709 | -4.58% | | | | | | | | | | | | | | | (Contract Size: 100 Securities, Physical Delivery) |
| | | | | June 2016 | 0.716 | 0.716 | 0.695 | 0.706 | 0.706 | --- | --- | 0.706 | 1.16 | --- | 202 | 4,601 | 20,168 | |
| | | | | September 2016 | --- | --- | --- | --- | 0.750 | --- | --- | 0.720 | 0.801 | --- | --- | --- | --- | |
| | | | | December 2016 | --- | --- | --- | --- | 0.753 | --- | --- | --- | --- | --- | --- | --- | --- | |
| | | | | March 2017 | --- | --- | --- | --- | 0.757 | --- | --- | --- | --- | --- | --- | --- | --- | |
| EYDAP S.A. (CR) | | | | | | | | | | | | | | | | | | |
| 4.30 | 4.14 | 4.30 | 0.94% | | | | | | | | | | | | | | | (Contract Size: 100 Securities, Physical Delivery) |
| | | | | June 2016 | 4.14 | 4.25 | 4.14 | 4.25 | 4.25 | --- | --- | 4.30 | 4.49 | --- | 6 | 22 | 158 | |
| | | | | September 2016 | --- | --- | --- | --- | 4.30 | --- | --- | --- | --- | --- | --- | --- | --- | |
| | | | | December 2016 | --- | --- | --- | --- | 4.32 | --- | --- | --- | --- | --- | --- | --- | --- | |
| | | | | March 2017 | --- | --- | --- | --- | 4.34 | --- | --- | --- | --- | --- | --- | --- | --- | |
| FOLLI FOLLIE (CR) | | | | | | | | | | | | | | | | | | |
| 17.98 | 17.77 | 17.97 | -0.17% | | | | | | | | | | | | | | | (Contract Size: 100 Securities, Physical Delivery) |
| | | | | June 2016 | 17.80 | 18.00 | 17.74 | 18.00 | 18.00 | --- | --- | 17.81 | 18.15 | --- | 8 | 11 | 161 | |
| | | | | September 2016 | --- | --- | --- | --- | 18.16 | --- | --- | --- | --- | --- | --- | --- | --- | |
| | | | | December 2016 | --- | --- | --- | --- | 18.25 | --- | --- | --- | --- | --- | --- | --- | --- | |
| | | | | March 2017 | --- | --- | --- | --- | 18.34 | --- | --- | --- | --- | --- | --- | --- | --- | |
| FRIGOGLASS SA (CR) | | | | | | | | | | | | | | | | | | |
| 0.386 | 0.321 | 0.373 | 10.03% | | | | | | | | | | | | | | | (Contract Size: 100 Securities, Physical Delivery) |
| | | | | June 2016 | 0.321 | 0.385 | 0.321 | 0.370 | 0.370 | --- | --- | 0.369 | 0.720 | --- | 53 | 288 | 2,032 | |
| | | | | September 2016 | --- | --- | --- | --- | 0.342 | --- | --- | --- | --- | --- | --- | --- | --- | |
| | | | | December 2016 | --- | --- | --- | --- | 0.344 | --- | --- | --- | --- | --- | --- | --- | --- | |
| | | | | March 2017 | --- | --- | --- | --- | 0.345 | --- | --- | --- | --- | --- | --- | --- | --- | |

| Underlying Asset | | | | Derivatives Market | | | | | | | | | | | | | |
|--|-----------|---------------|--------|--------------------|------------|-----------|-----------|------------|---------------|----------|----------|------------------|-----------|----------|--------|--------|---------------|
| Price max | Price min | Closing price | change | Delivery Month | Open price | Price max | Price min | Last price | Closing price | Last Bid | Last Ask | Settlement price | Life high | Life low | Trades | Volume | Open Interest |
| GEK TERNA (CR) | | | | | | | | | | | | | | | | | |
| (Contract Size: 100 Securities, Physical Delivery) | | | | | | | | | | | | | | | | | |
| 1.66 | 1.60 | 1.66 | 0.00% | June 2016 | 1.63 | 1.65 | 1.62 | 1.65 | 1.65 | --- | --- | 1.64 | 1.68 | --- | 17 | 78 | 6,861 |
| | | | | September 2016 | --- | --- | --- | --- | 1.67 | --- | --- | --- | --- | --- | --- | --- | --- |
| | | | | December 2016 | --- | --- | --- | --- | 1.68 | --- | --- | --- | --- | --- | --- | --- | --- |
| | | | | March 2017 | --- | --- | --- | --- | 1.69 | --- | --- | --- | --- | --- | --- | --- | --- |
| GRIVALIA PROPERTIES (CR) | | | | | | | | | | | | | | | | | |
| (Contract Size: 100 Securities, Physical Delivery) | | | | | | | | | | | | | | | | | |
| 7.69 | 7.45 | 7.69 | 1.85% | June 2016 | 7.41 | 7.54 | 7.41 | 7.54 | 7.54 | --- | --- | 7.70 | 7.54 | --- | 5 | 15 | 156 |
| | | | | September 2016 | --- | --- | --- | --- | 7.62 | --- | --- | --- | --- | --- | --- | --- | --- |
| | | | | December 2016 | --- | --- | --- | --- | 7.65 | --- | --- | --- | --- | --- | --- | --- | --- |
| | | | | March 2017 | --- | --- | --- | --- | 7.69 | --- | --- | --- | --- | --- | --- | --- | --- |
| HELLENIC EXCHANGES-A.S.E. (CR) | | | | | | | | | | | | | | | | | |
| (Contract Size: 100 Securities, Physical Delivery) | | | | | | | | | | | | | | | | | |
| 5.00 | 4.85 | 5.00 | 1.01% | June 2016 | 4.86 | 4.90 | 4.77 | 4.90 | 4.90 | --- | --- | 4.98 | 5.35 | --- | 14 | 27 | 439 |
| | | | | September 2016 | --- | --- | --- | --- | 4.99 | --- | --- | --- | --- | --- | --- | --- | --- |
| | | | | December 2016 | --- | --- | --- | --- | 5.02 | --- | --- | --- | --- | --- | --- | --- | --- |
| | | | | March 2017 | --- | --- | --- | --- | 5.04 | --- | --- | --- | --- | --- | --- | --- | --- |
| HELLENIC PETROLEUM (CR) | | | | | | | | | | | | | | | | | |
| (Contract Size: 100 Securities, Physical Delivery) | | | | | | | | | | | | | | | | | |
| 3.58 | 3.47 | 3.57 | -1.11% | June 2016 | 3.48 | 3.56 | 3.48 | 3.56 | 3.56 | --- | --- | 3.57 | 4.22 | --- | 22 | 30 | 4,320 |
| | | | | September 2016 | --- | --- | --- | --- | 3.64 | --- | --- | 3.56 | 3.73 | --- | --- | --- | --- |
| | | | | December 2016 | --- | --- | --- | --- | 3.66 | --- | --- | --- | --- | --- | --- | --- | --- |
| | | | | March 2017 | --- | --- | --- | --- | 3.68 | --- | --- | --- | --- | --- | --- | --- | --- |
| INTRALOT (CR) | | | | | | | | | | | | | | | | | |
| (Contract Size: 100 Securities, Physical Delivery) | | | | | | | | | | | | | | | | | |
| 1.05 | 0.989 | 1.02 | -2.86% | June 2016 | 1.02 | 1.02 | 0.984 | 0.984 | 0.984 | --- | --- | 1.03 | 1.19 | --- | 4 | 65 | 478 |
| | | | | September 2016 | --- | --- | --- | --- | 1.06 | --- | --- | --- | --- | --- | --- | --- | --- |
| | | | | December 2016 | --- | --- | --- | --- | 1.06 | --- | --- | --- | --- | --- | --- | --- | --- |
| | | | | March 2017 | --- | --- | --- | --- | 1.07 | --- | --- | --- | --- | --- | --- | --- | --- |
| JUMBO SA (CR) | | | | | | | | | | | | | | | | | |
| (Contract Size: 100 Securities, Physical Delivery) | | | | | | | | | | | | | | | | | |
| 11.55 | 11.22 | 11.49 | -0.09% | June 2016 | 11.41 | 11.41 | 11.35 | 11.35 | 11.35 | --- | --- | 11.23 | 11.93 | --- | 9 | 39 | 540 |
| | | | | September 2016 | --- | --- | --- | --- | 11.60 | --- | --- | --- | --- | --- | --- | --- | --- |
| | | | | December 2016 | --- | --- | --- | --- | 11.66 | --- | --- | --- | --- | --- | --- | --- | --- |
| | | | | March 2017 | --- | --- | --- | --- | 11.72 | --- | --- | --- | --- | --- | --- | --- | --- |
| MARFIN INVESTMENT GROUP (CR) | | | | | | | | | | | | | | | | | |
| (Contract Size: 100 Securities, Physical Delivery) | | | | | | | | | | | | | | | | | |
| 0.139 | 0.110 | 0.138 | -4.17% | June 2016 | 0.140 | 0.140 | 0.127 | 0.137 | 0.137 | --- | --- | 0.139 | 0.153 | --- | 301 | 9,125 | 33,447 |
| | | | | September 2016 | --- | --- | --- | --- | 0.145 | --- | --- | --- | --- | --- | --- | --- | --- |
| | | | | December 2016 | --- | --- | --- | --- | 0.146 | --- | --- | --- | --- | --- | --- | --- | --- |
| | | | | March 2017 | --- | --- | --- | --- | 0.147 | --- | --- | --- | --- | --- | --- | --- | --- |
| METKA (CR) | | | | | | | | | | | | | | | | | |
| (Contract Size: 100 Securities, Physical Delivery) | | | | | | | | | | | | | | | | | |
| 6.55 | 6.39 | 6.52 | 0.62% | June 2016 | 6.37 | 6.39 | 6.37 | 6.39 | 6.39 | --- | --- | 6.51 | 6.82 | --- | 3 | 11 | 582 |
| | | | | September 2016 | --- | --- | --- | --- | 6.54 | --- | --- | --- | --- | --- | --- | --- | --- |
| | | | | December 2016 | --- | --- | --- | --- | 6.57 | --- | --- | --- | --- | --- | --- | --- | --- |
| | | | | March 2017 | --- | --- | --- | --- | 6.60 | --- | --- | --- | --- | --- | --- | --- | --- |

| Underlying Asset | | | | Derivatives Market | | | | | | | | | | | | | |
|--|-----------|---------------|--------|--------------------|------------|-----------|-----------|------------|---------------|----------|----------|------------------|-----------|----------|--------|--------|---------------|
| Price max | Price min | Closing price | change | Delivery Month | Open price | Price max | Price min | Last price | Closing price | Last Bid | Last Ask | Settlement price | Life high | Life low | Trades | Volume | Open Interest |
| MOTOR OIL (CR) | | | | | | | | | | | | | | | | | |
| (Contract Size: 100 Securities, Physical Delivery) | | | | | | | | | | | | | | | | | |
| 9.26 | 9.10 | 9.16 | -1.29% | June 2016 | 9.10 | 9.24 | 9.10 | 9.15 | 9.15 | --- | --- | 9.22 | 9.98 | --- | 13 | 27 | 749 |
| | | | | September 2016 | --- | --- | --- | --- | 9.36 | --- | --- | 9.37 | --- | 9.86 | --- | --- | --- |
| | | | | December 2016 | --- | --- | --- | --- | 9.41 | --- | --- | --- | --- | --- | --- | --- | --- |
| | | | | March 2017 | --- | --- | --- | --- | 9.46 | --- | --- | --- | --- | --- | --- | --- | --- |
| MYTILINEOS HOLDINGS (CR) | | | | | | | | | | | | | | | | | |
| (Contract Size: 100 Securities, Physical Delivery) | | | | | | | | | | | | | | | | | |
| 3.37 | 3.22 | 3.30 | -0.90% | June 2016 | 3.33 | 3.36 | 3.23 | 3.31 | 3.31 | --- | --- | 3.34 | 3.58 | --- | 42 | 82 | 3,696 |
| | | | | September 2016 | --- | --- | --- | --- | 3.36 | --- | --- | --- | --- | --- | --- | --- | --- |
| | | | | December 2016 | --- | --- | --- | --- | 3.38 | --- | --- | --- | --- | --- | --- | --- | --- |
| | | | | March 2017 | --- | --- | --- | --- | 3.39 | --- | --- | --- | --- | --- | --- | --- | --- |
| NATIONAL BANK (CR) | | | | | | | | | | | | | | | | | |
| (Contract Size: 100 Securities, Physical Delivery) | | | | | | | | | | | | | | | | | |
| 0.232 | 0.225 | 0.229 | -5.76% | June 2016 | 0.240 | 0.240 | 0.225 | 0.229 | 0.229 | --- | --- | 0.228 | 0.346 | --- | 306 | 9,479 | 45,409 |
| | | | | September 2016 | --- | --- | --- | --- | 0.245 | --- | --- | 0.226 | 0.240 | --- | --- | --- | --- |
| | | | | December 2016 | --- | --- | --- | --- | 0.246 | --- | --- | --- | --- | --- | --- | --- | --- |
| | | | | March 2017 | --- | --- | --- | --- | 0.248 | --- | --- | --- | --- | --- | --- | --- | --- |
| OPAP (CR) | | | | | | | | | | | | | | | | | |
| (Contract Size: 100 Securities, Physical Delivery) | | | | | | | | | | | | | | | | | |
| 6.45 | 6.12 | 6.32 | 0.96% | June 2016 | 5.99 | 6.19 | 5.94 | 6.10 | 6.10 | --- | --- | 6.10 | 7.25 | --- | 89 | 433 | 2,583 |
| | | | | September 2016 | --- | --- | --- | --- | 6.31 | --- | --- | 6.07 | 6.34 | --- | --- | --- | --- |
| | | | | December 2016 | --- | --- | --- | --- | 6.35 | --- | --- | --- | --- | --- | --- | --- | --- |
| | | | | March 2017 | --- | --- | --- | --- | 6.38 | --- | --- | --- | --- | --- | --- | --- | --- |
| OTE (CR) | | | | | | | | | | | | | | | | | |
| (Contract Size: 100 Securities, Physical Delivery) | | | | | | | | | | | | | | | | | |
| 7.48 | 7.32 | 7.35 | -2.65% | June 2016 | 7.49 | 7.49 | 7.33 | 7.36 | 7.36 | --- | --- | 7.46 | 8.20 | --- | 98 | 337 | 2,836 |
| | | | | September 2016 | --- | --- | --- | --- | 7.62 | --- | --- | 7.50 | 7.79 | --- | --- | --- | --- |
| | | | | December 2016 | --- | --- | --- | --- | 7.65 | --- | --- | --- | --- | --- | --- | --- | --- |
| | | | | March 2017 | --- | --- | --- | --- | 7.69 | --- | --- | --- | --- | --- | --- | --- | --- |
| P.P.A. S.A. (CR) | | | | | | | | | | | | | | | | | |
| (Contract Size: 100 Securities, Physical Delivery) | | | | | | | | | | | | | | | | | |
| 12.79 | 11.77 | 12.18 | 1.67% | June 2016 | 11.75 | 12.74 | 11.75 | 12.20 | 12.20 | --- | --- | 12.02 | 14.75 | --- | 20 | 37 | 447 |
| | | | | September 2016 | --- | --- | --- | --- | 12.09 | --- | --- | --- | --- | --- | --- | --- | --- |
| | | | | December 2016 | --- | --- | --- | --- | 12.15 | --- | --- | --- | --- | --- | --- | --- | --- |
| | | | | March 2017 | --- | --- | --- | --- | 12.21 | --- | --- | --- | --- | --- | --- | --- | --- |
| PIRAEUS BANK (CR) | | | | | | | | | | | | | | | | | |
| (Contract Size: 100 Securities, Physical Delivery) | | | | | | | | | | | | | | | | | |
| 0.195 | 0.186 | 0.192 | -6.34% | June 2016 | 0.195 | 0.197 | 0.186 | 0.192 | 0.192 | --- | --- | 0.193 | 0.303 | --- | 379 | 13,662 | 44,791 |
| | | | | September 2016 | --- | --- | --- | --- | 0.207 | --- | --- | --- | --- | --- | --- | --- | --- |
| | | | | December 2016 | --- | --- | --- | --- | 0.208 | --- | --- | --- | --- | --- | --- | --- | --- |
| | | | | March 2017 | --- | --- | --- | --- | 0.209 | --- | --- | --- | --- | --- | --- | --- | --- |
| PPC (CR) | | | | | | | | | | | | | | | | | |
| (Contract Size: 100 Securities, Physical Delivery) | | | | | | | | | | | | | | | | | |
| 2.97 | 2.83 | 2.86 | -3.05% | June 2016 | 2.84 | 2.90 | 2.83 | 2.85 | 2.85 | --- | --- | 2.86 | 3.53 | --- | 93 | 345 | 4,971 |
| | | | | September 2016 | --- | --- | --- | --- | 2.98 | --- | --- | --- | --- | --- | --- | --- | --- |
| | | | | December 2016 | --- | --- | --- | --- | 2.99 | --- | --- | --- | --- | --- | --- | --- | --- |
| | | | | March 2017 | --- | --- | --- | --- | 3.01 | --- | --- | --- | --- | --- | --- | --- | --- |

| Underlying Asset | | | | Derivatives Market | | | | | | | | | | | | | |
|----------------------------|-----------|---------------|--------|--|------------|-----------|-----------|------------|---------------|----------|----------|------------------|-----------|----------|--------|--------|---------------|
| Price max | Price min | Closing price | change | Delivery Month | Open price | Price max | Price min | Last price | Closing price | Last Bid | Last Ask | Settlement price | Life high | Life low | Trades | Volume | Open Interest |
| TERNA ENERGY (CR) | | | | (Contract Size: 100 Securities, Physical Delivery) | | | | | | | | | | | | | |
| 2.75 | 2.67 | 2.72 | 0.00% | June 2016 | 2.67 | 2.67 | 2.67 | 2.67 | 2.67 | --- | --- | 2.74 | 2.85 | --- | 1 | 2 | 1,216 |
| | | | | September 2016 | --- | --- | --- | --- | 2.74 | --- | --- | --- | --- | --- | --- | --- | --- |
| | | | | December 2016 | --- | --- | --- | --- | 2.76 | --- | --- | --- | --- | --- | --- | --- | --- |
| | | | | March 2017 | --- | --- | --- | --- | 2.77 | --- | --- | --- | --- | --- | --- | --- | --- |
| TITAN CEMENT (CR) | | | | (Contract Size: 100 Securities, Physical Delivery) | | | | | | | | | | | | | |
| 18.00 | 17.86 | 17.90 | -0.56% | June 2016 | 17.88 | 17.97 | 17.88 | 17.93 | 17.93 | --- | --- | 17.83 | 19.82 | --- | 7 | 21 | 124 |
| | | | | September 2016 | --- | --- | --- | --- | 18.16 | --- | --- | 17.83 | 18.78 | --- | --- | --- | --- |
| | | | | December 2016 | --- | --- | --- | --- | 18.25 | --- | --- | --- | --- | --- | --- | --- | --- |
| | | | | March 2017 | --- | --- | --- | --- | 18.34 | --- | --- | --- | --- | --- | --- | --- | --- |
| VIOHALCO SA/NV (CB) | | | | (Contract Size: 100 Securities, Physical Delivery) | | | | | | | | | | | | | |
| 1.04 | 1.02 | 1.03 | -2.83% | June 2016 | 1.02 | 1.04 | 1.02 | 1.02 | 1.02 | --- | --- | 1.04 | 1.30 | --- | 24 | 93 | 1,618 |
| | | | | September 2016 | --- | --- | --- | --- | 1.07 | --- | --- | --- | --- | --- | --- | --- | --- |
| | | | | December 2016 | --- | --- | --- | --- | 1.07 | --- | --- | --- | --- | --- | --- | --- | --- |
| | | | | March 2017 | --- | --- | --- | --- | 1.08 | --- | --- | --- | --- | --- | --- | --- | --- |

FTSE/Athex Large Cap

(Trade Unit: 1 Index Point x 5€ - Exercise Style: European, Cash Settlement)

| Exercise Price | Call Options | | | | | | | | | | | | | | Put Options | | | | | | | | | | | | | | | | | | | |
|-------------------|--------------|-----------|-----------|------------|---------------|--------|---------------|------------|-----------|-----------|------------|---------------|--------|---------------|--------------|---------------|------------|-----------|-----------|------------|---------------|--------|---------------|------------|-----------|-----------|------------|---------------|--------|---------------|--------------|---------------|----------------|-----|
| | April 2016 | | | | | | | May 2016 | | | | | | | Other Months | | April 2016 | | | | | | | May 2016 | | | | | | | Other Months | | Exercise Price | |
| | Open price | Price max | Price min | Last price | Closing price | Volume | Open Interest | Open price | Price max | Price min | Last price | Closing price | Volume | Open Interest | Volume | Open Interest | Open price | Price max | Price min | Last price | Closing price | Volume | Open Interest | Open price | Price max | Price min | Last price | Closing price | Volume | Open Interest | Volume | Open Interest | | |
| 90 | 0.00 | 0.00 | 0.00 | - | 63.00 | - | 52 | - | - | - | - | - | - | - | - | - | - | - | - | - | - | - | - | - | - | - | - | - | - | - | - | - | | 90 |
| 95 | 0.00 | 0.00 | 0.00 | - | 58.00 | - | - | - | - | - | - | - | - | - | - | - | - | - | - | - | - | - | - | - | - | - | - | - | - | - | - | - | 95 | |
| 100 | 0.00 | 0.00 | 0.00 | - | 53.00 | - | - | 0.00 | 0.00 | 0.00 | - | 53.50 | - | - | - | - | - | - | - | - | 0.01 | - | - | 0.00 | 0.00 | 0.00 | - | 0.03 | - | - | - | 100 | | |
| 105 | 0.00 | 0.00 | 0.00 | - | 48.25 | - | - | 0.00 | 0.00 | 0.00 | - | 48.50 | - | - | - | - | - | - | - | - | 0.04 | - | - | 0.00 | 0.00 | 0.00 | - | 0.07 | - | - | - | 105 | | |
| 110 | 0.00 | 0.00 | 0.00 | - | 43.25 | - | 30 | 0.00 | 0.00 | 0.00 | - | 43.50 | - | - | - | - | - | - | - | - | 0.01 | - | - | 0.00 | 0.00 | 0.00 | - | 0.15 | - | - | - | 110 | | |
| 115 | 0.00 | 0.00 | 0.00 | - | 38.25 | - | 12 | 0.00 | 0.00 | 0.00 | - | 38.75 | - | - | - | - | - | - | - | - | 0.02 | - | - | 0.00 | 0.00 | 0.00 | - | 0.32 | - | - | - | 115 | | |
| 120 | 0.00 | 0.00 | 0.00 | - | 33.25 | - | - | 0.00 | 0.00 | 0.00 | - | 34.00 | - | - | - | - | - | - | - | - | 0.01 | - | 50 | 0.00 | 0.00 | 0.00 | - | 0.62 | - | - | - | 120 | | |
| 125 | 0.00 | 0.00 | 0.00 | - | 28.25 | - | - | 0.00 | 0.00 | 0.00 | - | 29.50 | - | - | - | - | - | - | - | - | 0.01 | - | - | 0.00 | 0.00 | 0.00 | - | 1.10 | - | - | - | 125 | | |
| 130 | 0.00 | 0.00 | 0.00 | - | 23.25 | - | 60 | 0.00 | 0.00 | 0.00 | - | 25.25 | - | 30 | - | - | - | - | - | - | 0.01 | - | 47 | 0.00 | 0.00 | 0.00 | - | 1.80 | - | 5 | - | 130 | | |
| 135 | 0.00 | 0.00 | 0.00 | - | 18.25 | - | - | 0.00 | 0.00 | 0.00 | - | 21.25 | - | - | - | - | - | - | - | - | 0.03 | - | 37 | 0.00 | 0.00 | 0.00 | - | 2.80 | - | - | - | 135 | | |
| 140 | 0.00 | 0.00 | 0.00 | - | 13.50 | - | 4 | 0.00 | 0.00 | 0.00 | - | 17.75 | - | - | - | - | - | - | - | - | 0.16 | - | 127 | 0.00 | 0.00 | 0.00 | - | 4.20 | - | 205 | - | 140 | | |
| 145 | 0.00 | 0.00 | 0.00 | - | 8.90 | - | 164 | 0.00 | 0.00 | 0.00 | - | 14.50 | - | - | - | - | - | - | - | - | 0.65 | - | 9 | 0.00 | 0.00 | 0.00 | - | 6.00 | - | 1 | - | 145 | | |
| 150 | 1.70 | 1.70 | 1.70 | 1.70 | 1.70 | 30 | 146 | 10.00 | 10.00 | 7.00 | 7.10 | 7.10 | 23 | 43 | - | - | - | - | - | - | 1.90 | - | 111 | 0.00 | 0.00 | 0.00 | - | 8.10 | - | 31 | - | 150 | | |
| 155 | 0.00 | 0.00 | 0.00 | - | 2.50 | - | 745 | 0.00 | 0.00 | 0.00 | - | 9.20 | - | 1,012 | - | - | - | - | - | - | 4.30 | - | 76 | 0.00 | 0.00 | 0.00 | - | 10.75 | - | 3 | - | 155 | | |
| 160 | 0.00 | 0.00 | 0.00 | - | 1.00 | - | 98 | 0.00 | 0.00 | 0.00 | - | 7.20 | - | 20 | - | - | - | - | - | - | 10.00 | 10.00 | 10.00 | 15 | 44 | 0.00 | 0.00 | 0.00 | - | 13.75 | - | - | - | 160 |
| 165 | 0.00 | 0.00 | 0.00 | - | 0.34 | - | 109 | 0.00 | 0.00 | 0.00 | - | 5.50 | - | 247 | - | - | - | - | - | - | 12.00 | - | 24 | 0.00 | 0.00 | 0.00 | - | 17.00 | - | - | - | 165 | | |
| 170 | 0.00 | 0.00 | 0.00 | - | 0.09 | - | 90 | 0.00 | 0.00 | 0.00 | - | 4.20 | - | 4 | - | - | - | - | - | - | 16.75 | - | - | 0.00 | 0.00 | 0.00 | - | 20.75 | - | - | - | 170 | | |
| 175 | 0.00 | 0.00 | 0.00 | - | 0.02 | - | - | 0.00 | 0.00 | 0.00 | - | 3.10 | - | - | - | - | - | - | - | - | 21.75 | - | - | 0.00 | 0.00 | 0.00 | - | 24.50 | - | - | - | 175 | | |
| 180 | 0.00 | 0.00 | 0.00 | - | 0.05 | - | - | 0.00 | 0.00 | 0.00 | - | 2.30 | - | - | - | - | - | - | - | - | 26.75 | - | - | 0.00 | 0.00 | 0.00 | - | 28.75 | - | - | - | 180 | | |
| 185 | 0.00 | 0.00 | 0.00 | - | 0.02 | - | - | 0.00 | 0.00 | 0.00 | - | 1.70 | - | - | - | - | - | - | - | - | 31.75 | - | - | 0.00 | 0.00 | 0.00 | - | 33.00 | - | - | - | 185 | | |
| 190 | - | - | - | - | - | - | - | - | - | - | - | - | - | - | - | - | - | - | - | - | - | - | - | - | - | - | - | - | - | - | - | 190 | | |
| 195 | - | - | - | - | - | - | - | - | - | - | - | - | - | - | - | - | - | - | - | - | - | - | - | - | - | - | - | - | - | - | - | 195 | | |
| 200 | - | - | - | - | - | - | - | - | - | - | - | - | - | - | - | - | - | - | - | - | - | - | - | - | - | - | - | - | - | - | - | 200 | | |
| 205 | - | - | - | - | - | - | - | - | - | - | - | - | - | - | - | - | - | - | - | - | - | - | - | - | - | - | - | - | - | - | - | 205 | | |
| 210 | - | - | - | - | - | - | - | - | - | - | - | - | - | - | - | - | - | - | - | - | - | - | - | - | - | - | - | - | - | - | - | 210 | | |
| 215 | - | - | - | - | - | - | - | - | - | - | - | - | - | - | - | - | - | - | - | - | - | - | - | - | - | - | - | - | - | - | - | 215 | | |
| 220 | - | - | - | - | - | - | - | - | - | - | - | - | - | - | - | - | - | - | - | - | - | - | - | - | - | - | - | - | - | - | - | 220 | | |
| 225 | - | - | - | - | - | - | - | - | - | - | - | - | - | - | - | - | - | - | - | - | - | - | - | - | - | - | - | - | - | - | - | 225 | | |
| 230 | - | - | - | - | - | - | - | - | - | - | - | - | - | - | - | - | - | - | - | - | - | - | - | - | - | - | - | - | - | - | - | 230 | | |
| 235 | - | - | - | - | - | - | - | - | - | - | - | - | - | - | - | - | - | - | - | - | - | - | - | - | - | - | - | - | - | - | - | 235 | | |
| 240 | - | - | - | - | - | - | - | - | - | - | - | - | - | - | - | - | - | - | - | - | - | - | - | - | - | - | - | - | - | - | - | 240 | | |
| 245 | - | - | - | - | - | - | - | - | - | - | - | - | - | - | - | - | - | - | - | - | - | - | - | - | - | - | - | - | - | - | - | 245 | | |
| 250 | - | - | - | - | - | - | - | - | - | - | - | - | - | - | - | - | - | - | - | - | - | - | - | - | - | - | - | - | - | - | - | 250 | | |
| 260 | - | - | - | - | - | - | - | 0.00 | 0.00 | 0.00 | - | 0.01 | - | - | - | - | - | - | - | - | - | - | - | 0.00 | 0.00 | 0.00 | - | 106.00 | - | - | - | 260 | | |
| Totals: | | | | | | 30 | 1,510 | | | | | 23 | 1,356 | 0 | 0 | | | | | | | 15 | 525 | | | | | 0 | 245 | 0 | 0 | | | |
| Number of Trades: | | | | | | 1 | | | | | | 3 | | 0 | | | | | | | | 1 | | | | | | 0 | | 0 | | | | |

ALPHA BANK (CR)

(Contract Size: 100 Securities, Exercise Style: American, Physical Delivery)

| Call Options | | | | | | | | | | | | | | | | Put Options | | | | | | | | | | | | | | | | | |
|-------------------|------------|-----------|-----------|------------|---------------|--------|---------------|------------|-----------|-----------|------------|---------------|--------|---------------|--------------|---------------|------------|-----------|-----------|------------|---------------|--------|---------------|------------|-----------|-----------|------------|---------------|--------|---------------|--------------|---------------|----------------|
| Exercise Price | April 2016 | | | | | | | May 2016 | | | | | | | Other Months | | April 2016 | | | | | | | May 2016 | | | | | | | Other Months | | Exercise Price |
| | Open price | Price max | Price min | Last price | Closing price | Volume | Open Interest | Open price | Price max | Price min | Last price | Closing price | Volume | Open Interest | Volume | Open Interest | Open price | Price max | Price min | Last price | Closing price | Volume | Open Interest | Open price | Price max | Price min | Last price | Closing price | Volume | Open Interest | Volume | Open Interest | |
| 0.100 | | | | | | - | - | | | | | | | - | - | | | | | | | | - | - | | | | | | | | | 0.001 |
| 0.200 | | | | | | - | - | | | | | | | - | - | | | | | | | | - | - | | | | | | | | | 0.002 |
| 0.300 | | | | | | - | - | | | | | | | - | - | | | | | | | | - | - | | | | | | | | | 0.003 |
| 0.400 | | | | | | - | - | | | | | | | - | - | | | | | | | | - | - | | | | | | | | | 0.004 |
| 0.500 | | | | | | - | - | | | | | | | - | - | | | | | | | | - | - | | | | | | | | | 0.005 |
| 0.600 | | | | | | - | - | | | | | | | - | - | | | | | | | | - | - | | | | | | | | | 0.006 |
| 0.800 | 0.000 | 0.000 | 0.000 | | 0.980 | - | - | | | | | | | - | - | | | | | | | | - | - | | | | | | | | | 0.008 |
| 0.850 | 0.000 | 0.000 | 0.000 | | 0.930 | - | - | | | | | | | - | - | | | | | | | | - | - | | | | | | | | | 0.009 |
| 0.900 | 0.000 | 0.000 | 0.000 | | 0.880 | - | - | 0.000 | 0.000 | 0.000 | | 0.883 | - | - | | | 0.000 | 0.000 | 0.000 | | 0.001 | - | - | 0.000 | 0.000 | 0.000 | | 0.001 | - | - | | 0.009 | |
| 0.950 | 0.000 | 0.000 | 0.000 | | 0.830 | - | - | 0.000 | 0.000 | 0.000 | | 0.833 | - | - | | | 0.000 | 0.000 | 0.000 | | 0.001 | - | - | 0.000 | 0.000 | 0.000 | | 0.001 | - | - | | 0.010 | |
| 1.000 | 0.000 | 0.000 | 0.000 | | 0.780 | - | - | 0.000 | 0.000 | 0.000 | | 0.784 | - | - | | | 0.000 | 0.000 | 0.000 | | 0.001 | - | - | 0.000 | 0.000 | 0.000 | | 0.002 | - | - | | 0.010 | |
| 1.100 | 0.000 | 0.000 | 0.000 | | 0.680 | - | - | 0.000 | 0.000 | 0.000 | | 0.688 | - | - | | | 0.000 | 0.000 | 0.000 | | 0.001 | - | - | 0.000 | 0.000 | 0.000 | | 0.006 | - | - | | 0.011 | |
| 1.200 | 0.000 | 0.000 | 0.000 | | 0.580 | - | - | 0.000 | 0.000 | 0.000 | | 0.596 | - | - | | | 0.000 | 0.000 | 0.000 | | 0.002 | - | - | 0.000 | 0.000 | 0.000 | | 0.013 | - | - | | 0.012 | |
| 1.300 | 0.000 | 0.000 | 0.000 | | 0.480 | - | - | 0.000 | 0.000 | 0.000 | | 0.508 | - | - | | | 0.000 | 0.000 | 0.000 | | 0.001 | - | - | 0.000 | 0.000 | 0.000 | | 0.025 | - | - | | 0.013 | |
| 1.400 | 0.000 | 0.000 | 0.000 | | 0.380 | - | - | 0.000 | 0.000 | 0.000 | | 0.428 | - | - | | | 0.000 | 0.000 | 0.000 | | 0.001 | - | - | 0.000 | 0.000 | 0.000 | | 0.045 | - | - | | 0.014 | |
| 1.500 | 0.000 | 0.000 | 0.000 | | 0.282 | - | - | 0.000 | 0.000 | 0.000 | | 0.355 | - | - | | | 0.000 | 0.000 | 0.000 | | 0.002 | - | - | 0.000 | 0.000 | 0.000 | | 0.072 | - | - | | 0.015 | |
| 1.600 | 0.000 | 0.000 | 0.000 | | 0.189 | - | - | 0.000 | 0.000 | 0.000 | | 0.292 | - | - | | | 0.000 | 0.000 | 0.000 | | 0.009 | - | - | 0.000 | 0.000 | 0.000 | | 0.108 | - | - | | 0.016 | |
| 1.700 | 0.000 | 0.000 | 0.000 | | 0.111 | - | - | 0.000 | 0.000 | 0.000 | | 0.236 | - | - | | | 0.000 | 0.000 | 0.000 | | 0.031 | - | - | 0.000 | 0.000 | 0.000 | | 0.153 | - | - | | 0.017 | |
| 1.800 | 0.000 | 0.000 | 0.000 | | 0.055 | - | - | 0.000 | 0.000 | 0.000 | | 0.188 | - | - | | | 0.000 | 0.000 | 0.000 | | 0.075 | - | - | 0.000 | 0.000 | 0.000 | | 0.205 | - | - | | 0.018 | |
| 1.900 | 0.000 | 0.000 | 0.000 | | 0.023 | - | - | 0.000 | 0.000 | 0.000 | | 0.149 | - | - | | | 0.000 | 0.000 | 0.000 | | 0.143 | - | - | 0.000 | 0.000 | 0.000 | | 0.265 | - | - | | 0.019 | |
| 2.000 | 0.000 | 0.000 | 0.000 | | 0.008 | - | - | 0.000 | 0.000 | 0.000 | | 0.118 | - | - | | | 0.000 | 0.000 | 0.000 | | 0.228 | - | - | 0.000 | 0.000 | 0.000 | | 0.334 | - | - | | 0.020 | |
| 2.200 | 0.000 | 0.000 | 0.000 | | 0.001 | - | - | 0.000 | 0.000 | 0.000 | | 0.070 | - | - | | | 0.000 | 0.000 | 0.000 | | 0.420 | - | - | 0.000 | 0.000 | 0.000 | | 0.486 | - | - | | 0.022 | |
| 2.400 | 0.000 | 0.000 | 0.000 | | 0.001 | - | - | 0.000 | 0.000 | 0.000 | | 0.041 | - | - | | | 0.000 | 0.000 | 0.000 | | 0.620 | - | - | 0.000 | 0.000 | 0.000 | | 0.657 | - | - | | 0.024 | |
| 2.600 | 0.000 | 0.000 | 0.000 | | 0.001 | - | - | 0.000 | 0.000 | 0.000 | | 0.023 | - | - | | | 0.000 | 0.000 | 0.000 | | 0.820 | - | - | 0.000 | 0.000 | 0.000 | | 0.839 | - | - | | 0.026 | |
| 2.800 | 0.000 | 0.000 | 0.000 | | 0.002 | - | - | 0.000 | 0.000 | 0.000 | | 0.013 | - | - | | | 0.000 | 0.000 | 0.000 | | 1.02 | - | - | 0.000 | 0.000 | 0.000 | | 1.03 | - | - | | 0.028 | |
| 3.000 | 0.000 | 0.000 | 0.000 | | 0.001 | - | - | 0.000 | 0.000 | 0.000 | | 0.007 | - | - | | | 0.000 | 0.000 | 0.000 | | 1.22 | - | - | 0.000 | 0.000 | 0.000 | | 1.22 | - | - | | 0.030 | |
| 3.200 | | | | | | - | - | | | | | | | - | - | | | | | | | - | - | | | | | | | | | 0.032 | |
| 3.400 | | | | | | - | - | | | | | | | - | - | | | | | | | - | - | | | | | | | | | 0.034 | |
| 3.600 | | | | | | - | - | | | | | | | - | - | | | | | | | - | - | | | | | | | | | 0.036 | |
| Totals: | | | | | | 0 | 0 | | | | | | | 0 | 0 | 0 | 0 | | | | | 0 | 0 | | | | | | | | | 0 | |
| Number of Trades: | | | | | | 0 | | | | | | | | 0 | 0 | | | | | | | 0.00 | | | | | | | | | | 0 | |

NATIONAL BANK (CR)

(Contract Size: 100 Securities, Exercise Style: American, Physical Delivery)

| Exercise Price | Call Options | | | | | | | | | | | | | | Put Options | | | | | | | | | | | | | | | | | |
|-------------------|--------------|-----------|-----------|------------|---------------|--------|---------------|------------|-----------|-----------|------------|---------------|--------------|---------------|-------------|---------------|------------|-----------|-----------|------------|---------------|--------|---------------|------------|-----------|-----------|--------------|---------------|----------------|--------|---------------|--------|
| | April 2016 | | | | | | May 2016 | | | | | | Other Months | | April 2016 | | | | | | May 2016 | | | | | | Other Months | | Exercise Price | | | |
| | Open price | Price max | Price min | Last price | Closing price | Volume | Open Interest | Open price | Price max | Price min | Last price | Closing price | Volume | Open Interest | Volume | Open Interest | Open price | Price max | Price min | Last price | Closing price | Volume | Open Interest | Open price | Price max | Price min | Last price | Closing price | | Volume | Open Interest | Volume |
| 0.050 | 0.000 | 0.000 | 0.000 | 0.193 | - | - | 0.000 | 0.000 | 0.000 | 0.193 | - | - | | | | 0.000 | 0.000 | 0.000 | 0.001 | - | - | 0.000 | 0.000 | 0.000 | 0.001 | - | - | | | | | 0.001 |
| 0.100 | 0.000 | 0.000 | 0.000 | 0.143 | - | - | 0.000 | 0.000 | 0.000 | 0.143 | - | - | | | | 0.000 | 0.000 | 0.000 | 0.001 | - | - | 0.000 | 0.000 | 0.000 | 0.001 | - | - | | | | 0.001 | |
| 0.150 | 0.000 | 0.000 | 0.000 | 0.093 | - | - | 0.000 | 0.000 | 0.000 | 0.094 | - | - | | | | 0.000 | 0.000 | 0.000 | 0.001 | - | - | 0.000 | 0.000 | 0.000 | 0.001 | - | - | | | | 0.002 | |
| 0.200 | 0.000 | 0.000 | 0.000 | 0.045 | - | - | 0.000 | 0.000 | 0.000 | 0.050 | - | - | | | | 0.000 | 0.000 | 0.000 | 0.002 | - | - | 0.000 | 0.000 | 0.000 | 0.007 | - | - | | | | 0.002 | |
| 0.250 | 0.000 | 0.000 | 0.000 | 0.012 | - | - | 0.000 | 0.000 | 0.000 | 0.022 | - | - | | | | 0.000 | 0.000 | 0.000 | 0.019 | - | - | 0.000 | 0.000 | 0.000 | 0.028 | - | - | | | | 0.003 | |
| 0.300 | 0.000 | 0.000 | 0.000 | 0.001 | - | - | 0.000 | 0.000 | 0.000 | 0.008 | - | - | | | | 0.000 | 0.000 | 0.000 | 0.058 | - | - | 0.000 | 0.000 | 0.000 | 0.064 | - | - | | | | 0.003 | |
| 0.350 | 0.000 | 0.000 | 0.000 | 0.001 | - | - | 0.000 | 0.000 | 0.000 | 0.002 | - | - | | | | 0.000 | 0.000 | 0.000 | 0.107 | - | - | 0.000 | 0.000 | 0.000 | 0.109 | - | - | | | | 0.004 | |
| 0.400 | 0.000 | 0.000 | 0.000 | 0.003 | - | - | 0.000 | 0.000 | 0.000 | 0.001 | - | - | | | | 0.000 | 0.000 | 0.000 | 0.157 | - | - | 0.000 | 0.000 | 0.000 | 0.157 | - | - | | | | 0.004 | |
| 0.450 | 0.000 | 0.000 | 0.000 | 0.001 | - | - | 0.000 | 0.000 | 0.000 | 0.003 | - | - | | | | 0.000 | 0.000 | 0.000 | 0.207 | - | - | 0.000 | 0.000 | 0.000 | 0.207 | - | - | | | | 0.005 | |
| 0.500 | 0.000 | 0.000 | 0.000 | 0.001 | - | - | 0.000 | 0.000 | 0.000 | 0.001 | - | - | | | | 0.000 | 0.000 | 0.000 | 0.257 | - | - | 0.000 | 0.000 | 0.000 | 0.257 | - | - | | | | 0.005 | |
| 0.550 | | | | | - | - | | | | | - | - | | | | | | | | | | | | | | | | | | | 0.006 | |
| 0.600 | | | | | - | - | | | | | - | - | | | | | | | | | | | | | | | | | | | 0.006 | |
| 0.700 | | | | | - | - | | | | | - | - | | | | | | | | | | | | | | | | | | | 0.007 | |
| 0.800 | | | | | - | - | | | | | - | - | | | | | | | | | | | | | | | | | | | 0.008 | |
| 0.900 | | | | | - | - | | | | | - | - | | | | | | | | | | | | | | | | | | | 0.009 | |
| 1.000 | | | | | - | - | | | | | - | - | | | | | | | | | | | | | | | | | | | 0.010 | |
| 1.100 | | | | | - | - | | | | | - | - | | | | | | | | | | | | | | | | | | | 0.011 | |
| 1.200 | | | | | - | - | | | | | - | - | | | | | | | | | | | | | | | | | | | 0.012 | |
| 1.300 | | | | | - | - | | | | | - | - | | | | | | | | | | | | | | | | | | | 0.013 | |
| 1.400 | | | | | - | - | | | | | - | - | | | | | | | | | | | | | | | | | | | 0.014 | |
| Totals: | | | | | 0 | 0 | | | | | 0 | 0 | 0 | 0 | | | | | 0 | 0 | | | | | | 0 | 0 | 0 | 0 | | | |
| Number of Trades: | | | | | 0 | | | | | 0 | | 0 | | | | | | | 0.00 | | | | | | 0 | | | 0 | | | | |

OPAP (CR)

(Contract Size: 100 Securities, Exercise Style: American, Physical Delivery)

| Exercise Price | Call Options | | | | | | | | | | | | | | Put Options | | | | | | | | | | | | | | | | | | | |
|-------------------|--------------|-----------|-----------|------------|---------------|--------|---------------|------------|-----------|-----------|------------|---------------|--------|---------------|--------------|---------------|------------|-----------|-----------|------------|---------------|--------|---------------|------------|-----------|-----------|------------|---------------|--------|---------------|--------------|---------------|----------------|-------|
| | April 2016 | | | | | | | May 2016 | | | | | | | Other Months | | April 2016 | | | | | | | May 2016 | | | | | | | Other Months | | Exercise Price | |
| | Open price | Price max | Price min | Last price | Closing price | Volume | Open Interest | Open price | Price max | Price min | Last price | Closing price | Volume | Open Interest | Volume | Open Interest | Open price | Price max | Price min | Last price | Closing price | Volume | Open Interest | Open price | Price max | Price min | Last price | Closing price | Volume | Open Interest | Volume | Open Interest | | |
| 3.600 | 0.000 | 0.000 | 0.000 | 2.66 | - | - | | | | | | | | | | | 0.000 | 0.000 | 0.000 | 0.001 | - | - | | | | | | | | | | | | 0.036 |
| 3.800 | 0.000 | 0.000 | 0.000 | 2.46 | - | - | | | | | | | | | | | 0.000 | 0.000 | 0.000 | 0.001 | - | - | | | | | | | | | | | 0.038 | |
| 4.000 | 0.000 | 0.000 | 0.000 | 2.26 | - | - | 0.000 | 0.000 | 0.000 | | 2.27 | - | - | | | | 0.000 | 0.000 | 0.000 | 0.001 | - | - | 0.000 | 0.000 | 0.000 | | 0.001 | - | - | | | | 0.040 | |
| 4.400 | 0.000 | 0.000 | 0.000 | 1.86 | - | - | 0.000 | 0.000 | 0.000 | | 1.87 | - | - | | | | 0.000 | 0.000 | 0.000 | 0.001 | - | - | 0.000 | 0.000 | 0.000 | | 0.004 | - | - | | | | 0.044 | |
| 4.800 | 0.000 | 0.000 | 0.000 | 1.46 | - | - | 0.000 | 0.000 | 0.000 | | 1.49 | - | - | | | | 0.000 | 0.000 | 0.000 | 0.001 | - | - | 0.000 | 0.000 | 0.000 | | 0.017 | - | - | | | | 0.048 | |
| 5.200 | 0.000 | 0.000 | 0.000 | 1.06 | - | - | 0.000 | 0.000 | 0.000 | | 1.12 | - | - | | | | 0.000 | 0.000 | 0.000 | 0.001 | - | - | 0.000 | 0.000 | 0.000 | | 0.054 | - | - | | | | 0.052 | |
| 5.600 | 0.000 | 0.000 | 0.000 | 0.662 | - | - | 0.000 | 0.000 | 0.000 | | 0.807 | - | - | | | | 0.000 | 0.000 | 0.000 | 0.001 | - | - | 0.000 | 0.000 | 0.000 | | 0.135 | - | - | | | | 0.056 | |
| 6.000 | 0.000 | 0.000 | 0.000 | 0.292 | - | - | 0.000 | 0.000 | 0.000 | | 0.542 | - | - | | | | 0.000 | 0.000 | 0.000 | 0.031 | - | - | 0.000 | 0.000 | 0.000 | | 0.270 | - | - | | | | 0.060 | |
| 6.400 | 0.000 | 0.000 | 0.000 | 0.066 | - | - | 0.000 | 0.000 | 0.000 | | 0.346 | - | - | | | | 0.000 | 0.000 | 0.000 | 0.205 | - | - | 0.000 | 0.000 | 0.000 | | 0.473 | - | - | | | | 0.064 | |
| 6.800 | 0.000 | 0.000 | 0.000 | 0.006 | - | 5 | 0.000 | 0.000 | 0.000 | | 0.206 | - | - | | | | 0.000 | 0.000 | 0.000 | 0.545 | - | - | 0.000 | 0.000 | 0.000 | | 0.733 | - | - | | | | 0.068 | |
| 7.200 | 0.000 | 0.000 | 0.000 | 0.004 | - | - | 0.000 | 0.000 | 0.000 | | 0.115 | - | - | | | | 0.000 | 0.000 | 0.000 | 0.940 | - | - | 0.000 | 0.000 | 0.000 | | 1.04 | - | - | | | | 0.072 | |
| 7.600 | 0.000 | 0.000 | 0.000 | 0.004 | - | - | 0.000 | 0.000 | 0.000 | | 0.062 | - | - | | | | 0.000 | 0.000 | 0.000 | 1.34 | - | - | 0.000 | 0.000 | 0.000 | | 1.39 | - | - | | | | 0.076 | |
| 8.000 | 0.000 | 0.000 | 0.000 | 0.001 | - | - | 0.000 | 0.000 | 0.000 | | 0.032 | - | - | | | | 0.000 | 0.000 | 0.000 | 1.74 | - | - | 0.000 | 0.000 | 0.000 | | 1.76 | - | - | | | | 0.080 | |
| 8.400 | 0.000 | 0.000 | 0.000 | 0.001 | - | - | 0.000 | 0.000 | 0.000 | | 0.016 | - | - | | | | 0.000 | 0.000 | 0.000 | 2.14 | - | - | 0.000 | 0.000 | 0.000 | | 2.15 | - | - | | | | 0.084 | |
| 8.800 | 0.000 | 0.000 | 0.000 | 0.001 | - | - | 0.000 | 0.000 | 0.000 | | 0.007 | - | - | | | | 0.000 | 0.000 | 0.000 | 2.54 | - | - | 0.000 | 0.000 | 0.000 | | 2.54 | - | - | | | | 0.088 | |
| 9.200 | | | | | - | - | | | | | | - | - | | | | | | | | - | - | | | | | | | | | | | 0.092 | |
| 9.600 | | | | | - | - | | | | | | - | - | | | | | | | | - | - | | | | | | | | | | | 0.096 | |
| 10.000 | | | | | - | - | | | | | | - | - | | | | | | | | - | - | | | | | | | | | | | 0.100 | |
| Totals: | | | | | 0 | 5 | | | | | 0 | 0 | | 0 | 0 | | | | | 0 | 0 | | | | | | 0 | 40 | | 0 | | | | |
| Number of Trades: | | | | | | 0 | | | | | 0 | | | 0 | | | | | | | 0.00 | | | | | | 0 | | | | 0 | | | |

OTE (CR)

(Contract Size: 100 Securities, Exercise Style: American, Physical Delivery)

| Exercise Price | Call Options | | | | | | | | | | | | | | Put Options | | | | | | | | | | | | | | | | | | | |
|-------------------|--------------|-----------|-----------|------------|---------------|--------|---------------|------------|-----------|-----------|------------|---------------|--------|---------------|--------------|---------------|------------|-----------|-----------|------------|---------------|--------|---------------|------------|-----------|-----------|------------|---------------|--------|---------------|--------------|---------------|----------------|-------|
| | April 2016 | | | | | | | May 2016 | | | | | | | Other Months | | April 2016 | | | | | | | May 2016 | | | | | | | Other Months | | Exercise Price | |
| | Open price | Price max | Price min | Last price | Closing price | Volume | Open Interest | Open price | Price max | Price min | Last price | Closing price | Volume | Open Interest | Volume | Open Interest | Open price | Price max | Price min | Last price | Closing price | Volume | Open Interest | Open price | Price max | Price min | Last price | Closing price | Volume | Open Interest | Volume | Open Interest | | |
| 4.800 | 0.000 | 0.000 | 0.000 | 2.75 | - | - | 0.000 | 0.000 | 0.000 | 2.76 | - | - | | | | 0.000 | 0.000 | 0.000 | 0.001 | - | - | | | | 0.000 | 0.000 | 0.000 | 0.001 | - | - | | | | |
| 5.200 | 0.000 | 0.000 | 0.000 | 2.35 | - | - | 0.000 | 0.000 | 0.000 | 2.36 | - | - | | | | 0.000 | 0.000 | 0.000 | 0.001 | - | - | | | | 0.000 | 0.000 | 0.000 | 0.001 | - | - | | | | 0.052 |
| 5.600 | 0.000 | 0.000 | 0.000 | 1.95 | - | - | 0.000 | 0.000 | 0.000 | 1.97 | - | - | | | | 0.000 | 0.000 | 0.000 | 0.001 | - | - | | | | 0.000 | 0.000 | 0.000 | 0.006 | - | - | | | | 0.056 |
| 6.000 | 0.000 | 0.000 | 0.000 | 1.55 | - | - | 0.000 | 0.000 | 0.000 | 1.59 | - | - | | | | 0.000 | 0.000 | 0.000 | 0.001 | - | - | | | | 0.000 | 0.000 | 0.000 | 0.023 | - | - | | | | 0.060 |
| 6.400 | 0.000 | 0.000 | 0.000 | 1.15 | - | - | 0.000 | 0.000 | 0.000 | 1.22 | - | - | | | | 0.000 | 0.000 | 0.000 | 0.001 | - | - | | | | 0.000 | 0.000 | 0.000 | 0.061 | - | - | | | | 0.064 |
| 6.800 | 0.000 | 0.000 | 0.000 | 0.753 | - | - | 0.000 | 0.000 | 0.000 | 0.906 | - | - | | | | 0.000 | 0.000 | 0.000 | 0.002 | - | - | | | | 0.000 | 0.000 | 0.000 | 0.142 | - | - | | | | 0.068 |
| 7.200 | 0.000 | 0.000 | 0.000 | 0.381 | - | - | 0.000 | 0.000 | 0.000 | 0.634 | - | - | | | | 0.000 | 0.000 | 0.000 | 0.029 | - | - | | | | 0.000 | 0.000 | 0.000 | 0.269 | - | - | | | | 0.072 |
| 7.600 | 0.000 | 0.000 | 0.000 | 0.121 | - | - | 0.000 | 0.000 | 0.000 | 0.422 | - | - | | | | 0.000 | 0.000 | 0.000 | 0.169 | - | - | | | | 0.000 | 0.000 | 0.000 | 0.457 | - | - | | | | 0.076 |
| 8.000 | 0.000 | 0.000 | 0.000 | 0.020 | - | 5 | 0.000 | 0.000 | 0.000 | 0.268 | - | - | | | | 0.000 | 0.000 | 0.000 | 0.469 | - | 15 | | | | 0.000 | 0.000 | 0.000 | 0.703 | - | - | | | | 0.080 |
| 8.400 | 0.000 | 0.000 | 0.000 | 0.001 | - | - | 0.000 | 0.000 | 0.000 | 0.161 | - | - | | | | 0.000 | 0.000 | 0.000 | 0.851 | - | - | | | | 0.000 | 0.000 | 0.000 | 0.996 | - | - | | | | 0.084 |
| 8.800 | 0.000 | 0.000 | 0.000 | 0.002 | - | - | 0.000 | 0.000 | 0.000 | 0.092 | - | - | | | | 0.000 | 0.000 | 0.000 | 1.25 | - | - | | | | 0.000 | 0.000 | 0.000 | 1.33 | - | - | | | | 0.088 |
| 9.200 | 0.000 | 0.000 | 0.000 | 0.001 | - | - | 0.000 | 0.000 | 0.000 | 0.050 | - | - | | | | 0.000 | 0.000 | 0.000 | 1.65 | - | - | | | | 0.000 | 0.000 | 0.000 | 1.69 | - | - | | | | 0.092 |
| 9.600 | 0.000 | 0.000 | 0.000 | 0.001 | - | - | 0.000 | 0.000 | 0.000 | 0.026 | - | - | | | | 0.000 | 0.000 | 0.000 | 2.05 | - | - | | | | 0.000 | 0.000 | 0.000 | 2.06 | - | - | | | | 0.096 |
| 10.000 | 0.000 | 0.000 | 0.000 | 0.001 | - | - | 0.000 | 0.000 | 0.000 | 0.013 | - | - | | | | 0.000 | 0.000 | 0.000 | 2.45 | - | - | | | | 0.000 | 0.000 | 0.000 | 2.45 | - | - | | | | 0.100 |
| 11.000 | | | | | - | - | | | | | - | - | | | | | | | | | | | | | | | | | | | | | | 0.110 |
| 12.000 | | | | | - | - | | | | | - | - | | | | | | | | | | | | | | | | | | | | | | 0.120 |
| 13.000 | | | | | - | - | | | | | - | - | | | | | | | | | | | | | | | | | | | | | | 0.130 |
| 14.000 | | | | | - | - | | | | | - | - | | | | | | | | | | | | | | | | | | | | | | 0.140 |
| Totals: | | | | | | 0 | 5 | | | | | 0 | 0 | | 0 | 0 | | | | | 0 | 15 | | | | | | | 0 | 0 | | 0 | | |
| Number of Trades: | | | | | | | 0 | | | | | 0 | | 0 | | | | | | | | 0.00 | | | | | | | 0 | | 0 | | | |

PIRAEUS BANK (CR)

(Contract Size: 100 Securities, Exercise Style: American, Physical Delivery)

| Exercise Price | Call Options | | | | | | | | | | | | | | Put Options | | | | | | | | | | | | | | | | | |
|-------------------|--------------|-----------|-----------|------------|---------------|--------|---------------|------------|-----------|-----------|------------|---------------|--------------|---------------|-------------|---------------|------------|-----------|-----------|------------|---------------|--------|---------------|------------|-----------|-----------|--------------|---------------|----------------|--------|---------------|--------|
| | April 2016 | | | | | | May 2016 | | | | | | Other Months | | April 2016 | | | | | | May 2016 | | | | | | Other Months | | Exercise Price | | | |
| | Open price | Price max | Price min | Last price | Closing price | Volume | Open Interest | Open price | Price max | Price min | Last price | Closing price | Volume | Open Interest | Volume | Open Interest | Open price | Price max | Price min | Last price | Closing price | Volume | Open Interest | Open price | Price max | Price min | Last price | Closing price | | Volume | Open Interest | Volume |
| 0.050 | 0.000 | 0.000 | 0.000 | 0.155 | - | - | 0.000 | 0.000 | 0.000 | 0.155 | - | - | | | | 0.000 | 0.000 | 0.000 | 0.002 | - | - | 0.000 | 0.000 | 0.000 | 0.001 | - | - | | | | | 0.001 |
| 0.100 | 0.000 | 0.000 | 0.000 | 0.105 | - | - | 0.000 | 0.000 | 0.000 | 0.106 | - | - | | | | 0.000 | 0.000 | 0.000 | 0.002 | - | - | 0.000 | 0.000 | 0.000 | 0.001 | - | - | | | | 0.001 | |
| 0.150 | 0.000 | 0.000 | 0.000 | 0.056 | - | - | 0.000 | 0.000 | 0.000 | 0.064 | - | - | | | | 0.000 | 0.000 | 0.000 | 0.001 | - | - | 0.000 | 0.000 | 0.000 | 0.009 | - | - | | | | 0.002 | |
| 0.200 | 0.000 | 0.000 | 0.000 | 0.018 | - | 10 | 0.000 | 0.000 | 0.000 | 0.035 | - | - | | | | 0.000 | 0.000 | 0.000 | 0.013 | - | - | 0.000 | 0.000 | 0.000 | 0.030 | - | - | | | | 0.002 | |
| 0.250 | 0.000 | 0.000 | 0.000 | 0.003 | - | - | 0.000 | 0.000 | 0.000 | 0.018 | - | - | | | | 0.000 | 0.000 | 0.000 | 0.048 | - | - | 0.000 | 0.000 | 0.000 | 0.063 | - | - | | | | 0.003 | |
| 0.300 | 0.000 | 0.000 | 0.000 | 0.002 | - | - | 0.000 | 0.000 | 0.000 | 0.009 | - | - | | | | 0.000 | 0.000 | 0.000 | 0.095 | - | - | 0.000 | 0.000 | 0.000 | 0.104 | - | - | | | | 0.003 | |
| 0.350 | 0.000 | 0.000 | 0.000 | 0.001 | - | - | 0.000 | 0.000 | 0.000 | 0.005 | - | - | | | | 0.000 | 0.000 | 0.000 | 0.145 | - | - | 0.000 | 0.000 | 0.000 | 0.149 | - | - | | | | 0.004 | |
| 0.400 | 0.000 | 0.000 | 0.000 | 0.001 | - | - | 0.000 | 0.000 | 0.000 | 0.002 | - | - | | | | 0.000 | 0.000 | 0.000 | 0.195 | - | - | 0.000 | 0.000 | 0.000 | 0.197 | - | - | | | | 0.004 | |
| 0.450 | 0.000 | 0.000 | 0.000 | 0.001 | - | - | 0.000 | 0.000 | 0.000 | 0.001 | - | - | | | | 0.000 | 0.000 | 0.000 | 0.245 | - | - | 0.000 | 0.000 | 0.000 | 0.246 | - | - | | | | 0.005 | |
| 0.500 | 0.000 | 0.000 | 0.000 | 0.001 | - | - | 0.000 | 0.000 | 0.000 | 0.001 | - | - | | | | 0.000 | 0.000 | 0.000 | 0.295 | - | - | 0.000 | 0.000 | 0.000 | 0.295 | - | - | | | | 0.005 | |
| 0.550 | | | | | - | - | | | | | - | - | | | | | | | | | | | | | | | | | | | 0.006 | |
| 0.600 | | | | | - | - | | | | | - | - | | | | | | | | | | | | | | | | | | | 0.006 | |
| 0.650 | | | | | - | - | | | | | - | - | | | | | | | | | | | | | | | | | | | 0.007 | |
| 0.700 | | | | | - | - | | | | | - | - | | | | | | | | | | | | | | | | | | | 0.007 | |
| Totals: | | | | | 0 | 10 | | | | | 0 | 0 | 0 | 0 | | | | | | | 0 | 0 | | | | | | | 0 | 0 | 0 | 0 |
| Number of Trades: | | | | | 0 | | | | | | 0 | | 0 | | | | | | | | 0.00 | | | | | | | 0 | | 0 | | |

PPC (CR)

(Contract Size: 100 Securities, Exercise Style: American, Physical Delivery)

| Exercise Price | Call Options | | | | | | | | | | | | | | Put Options | | | | | | | | | | | | | | | | | | |
|-------------------|--------------|-----------|-----------|------------|---------------|--------|---------------|------------|-----------|-----------|------------|---------------|--------|---------------|--------------|---------------|------------|-----------|-----------|------------|---------------|--------|---------------|------------|-----------|-----------|------------|---------------|--------|---------------|--------------|---------------|----------------|
| | April 2016 | | | | | | | May 2016 | | | | | | | Other Months | | April 2016 | | | | | | | May 2016 | | | | | | | Other Months | | Exercise Price |
| | Open price | Price max | Price min | Last price | Closing price | Volume | Open Interest | Open price | Price max | Price min | Last price | Closing price | Volume | Open Interest | Volume | Open Interest | Open price | Price max | Price min | Last price | Closing price | Volume | Open Interest | Open price | Price max | Price min | Last price | Closing price | Volume | Open Interest | Volume | Open Interest | |
| 1.800 | 0.000 | 0.000 | 0.000 | 1.15 | - | - | 0.000 | 0.000 | 0.000 | 1.15 | - | - | | | | 0.000 | 0.000 | 0.000 | 0.001 | - | - | 0.000 | 0.000 | 0.000 | 0.001 | - | - | | | | 0.018 | | |
| 1.900 | 0.000 | 0.000 | 0.000 | 1.05 | - | - | 0.000 | 0.000 | 0.000 | 1.06 | - | - | | | | 0.000 | 0.000 | 0.000 | 0.001 | - | - | 0.000 | 0.000 | 0.000 | 0.001 | - | - | | | | 0.019 | | |
| 2.000 | 0.000 | 0.000 | 0.000 | 0.950 | - | - | 0.000 | 0.000 | 0.000 | 0.957 | - | - | | | | 0.000 | 0.000 | 0.000 | 0.001 | - | - | 0.000 | 0.000 | 0.000 | 0.003 | - | - | | | | 0.020 | | |
| 2.200 | 0.000 | 0.000 | 0.000 | 0.750 | - | - | 0.000 | 0.000 | 0.000 | 0.765 | - | - | | | | 0.000 | 0.000 | 0.000 | 0.001 | - | - | 0.000 | 0.000 | 0.000 | 0.011 | - | - | | | | 0.022 | | |
| 2.400 | 0.000 | 0.000 | 0.000 | 0.551 | - | - | 0.000 | 0.000 | 0.000 | 0.586 | - | - | | | | 0.000 | 0.000 | 0.000 | 0.001 | - | - | 0.000 | 0.000 | 0.000 | 0.031 | - | - | | | | 0.024 | | |
| 2.600 | 0.000 | 0.000 | 0.000 | 0.351 | - | - | 0.000 | 0.000 | 0.000 | 0.429 | - | - | | | | 0.000 | 0.000 | 0.000 | 0.001 | - | - | 0.000 | 0.000 | 0.000 | 0.074 | - | - | | | | 0.026 | | |
| 2.800 | 0.000 | 0.000 | 0.000 | 0.166 | - | - | 0.000 | 0.000 | 0.000 | 0.297 | - | - | | | | 0.000 | 0.000 | 0.000 | 0.016 | - | - | 0.000 | 0.000 | 0.000 | 0.141 | - | - | | | | 0.028 | | |
| 3.000 | 0.000 | 0.000 | 0.000 | 0.045 | - | - | 0.155 | 0.155 | 0.155 | 0.155 | 0.155 | 5 | 5 | | | 0.000 | 0.000 | 0.000 | 0.095 | - | - | 0.000 | 0.000 | 0.000 | 0.242 | - | - | | | | 0.030 | | |
| 3.200 | 0.000 | 0.000 | 0.000 | 0.006 | - | - | 0.000 | 0.000 | 0.000 | 0.125 | - | - | | | | 0.000 | 0.000 | 0.000 | 0.255 | - | - | 0.000 | 0.000 | 0.000 | 0.369 | - | - | | | | 0.032 | | |
| 3.400 | 0.000 | 0.000 | 0.000 | 0.002 | - | - | 0.000 | 0.000 | 0.000 | 0.075 | - | - | | | | 0.000 | 0.000 | 0.000 | 0.450 | - | - | 0.000 | 0.000 | 0.000 | 0.519 | - | - | | | | 0.034 | | |
| 3.600 | 0.000 | 0.000 | 0.000 | 0.001 | - | - | 0.000 | 0.000 | 0.000 | 0.043 | - | - | | | | 0.000 | 0.000 | 0.000 | 0.650 | - | - | 0.000 | 0.000 | 0.000 | 0.687 | - | - | | | | 0.036 | | |
| 3.800 | 0.000 | 0.000 | 0.000 | 0.001 | - | - | 0.000 | 0.000 | 0.000 | 0.024 | - | - | | | | 0.000 | 0.000 | 0.000 | 0.850 | - | - | 0.000 | 0.000 | 0.000 | 0.869 | - | - | | | | 0.038 | | |
| 4.000 | 0.000 | 0.000 | 0.000 | 0.001 | - | - | 0.000 | 0.000 | 0.000 | 0.013 | - | - | | | | 0.000 | 0.000 | 0.000 | 1.05 | - | - | 0.000 | 0.000 | 0.000 | 1.06 | - | - | | | | 0.040 | | |
| 4.400 | 0.000 | 0.000 | 0.000 | 0.001 | - | - | 0.000 | 0.000 | 0.000 | 0.004 | - | - | | | | 0.000 | 0.000 | 0.000 | 1.45 | - | - | 0.000 | 0.000 | 0.000 | 1.45 | - | - | | | | 0.044 | | |
| 4.800 | 0.000 | 0.000 | 0.000 | 0.001 | - | - | | | | | - | - | | | | 0.000 | 0.000 | 0.000 | 1.85 | - | - | | | | | - | - | | | | 0.048 | | |
| 5.200 | 0.000 | 0.000 | 0.000 | 0.001 | - | - | | | | | - | - | | | | 0.000 | 0.000 | 0.000 | 2.25 | - | - | | | | | - | - | | | | 0.052 | | |
| 5.600 | | | | | - | - | | | | | - | - | | | | | | | | | | | | | | - | - | | | | 0.056 | | |
| 6.000 | | | | | - | - | | | | | - | - | | | | | | | | | | | | | | - | - | | | | 0.060 | | |
| 6.400 | | | | | - | - | | | | | - | - | | | | | | | | | | | | | | - | - | | | | 0.064 | | |
| 6.800 | | | | | - | - | | | | | - | - | | | | | | | | | | | | | | - | - | | | | 0.068 | | |
| 7.200 | | | | | - | - | | | | | - | - | | | | | | | | | | | | | | - | - | | | | 0.072 | | |
| Totals: | | | | | | 0 | 0 | | | | | 5 | 5 | 0 | 0 | | | | | 0 | 0 | | | | | 0 | 0 | 0 | 0 | | | | |
| Number of Trades: | | | | | | 0 | | | | | | 1 | | 0 | | | | | | 0.00 | | | | | | 0 | | 0 | | | | | |

| Lending Products | Underlying Title | Multilateral Transactions[1] | | | | | Bilateral Transactions[2] | | Stock Borrowing through OTC (volume)[3] |
|------------------|--------------------------------|------------------------------|-----------------|------------------|---------------------|------------------|---------------------------|------------------|---|
| | | Open Interest[5] | Volume(Offered) | Average Weighted | Transactions volume | Average Weighted | Transactions Volume | Average Weighted | Transactions Volume |
| AEGBOR | AEGEAN AIRLINES (CR) | 1,000 | 7,579 | 5.31% | --- | --- | --- | --- | 19,256 |
| ALPHABOR | ALPHA BANK (CR) | 116,890 | 430 | 5.31% | --- | --- | --- | --- | 2,447,600 |
| AETFBOR | ALPHA ETF FTSE Athex Large Cap | --- | --- | --- | --- | --- | --- | --- | --- |
| ALMYBOR | ALUMIL (CR) | --- | --- | --- | --- | --- | --- | --- | --- |
| ASCOBOR | AS COMPANY SA (CR) | --- | --- | --- | --- | --- | --- | --- | --- |
| IATRBOR | ATHENS MEDICAL CENTER SA (CR) | --- | 39,104 | 5.31% | --- | --- | --- | --- | --- |
| OTOELBOR | AUTOHELLAS SA (CR) | --- | 1,361 | 5.31% | --- | --- | --- | --- | --- |
| EEEBOR | CC HBC AG (CR) | 5,446 | 1 | 5.65% | --- | --- | --- | --- | 70,546 |
| CENTRBOR | CENTRIC HOLDINGS (CR) | --- | 16,000 | 5.31% | --- | --- | --- | --- | --- |
| SOLKBOR | CORINTH PIPEWORKS SA (CR) | --- | --- | --- | --- | --- | --- | --- | --- |
| PLAKRBOR | CRETE PLASTICS SA (CR) | --- | --- | --- | --- | --- | --- | --- | --- |
| ELLAKTORBOR | ELLAKTOR (CR) | 300 | 56,552 | 5.31% | --- | --- | --- | --- | 160 |
| ANEMOSBOR | ELTECH ANEMOS S.A. (CR) | --- | --- | --- | --- | --- | --- | --- | --- |
| ELTONBOR | ELTON SA (CR) | --- | --- | --- | --- | --- | --- | --- | --- |
| EUROBBOR | EUROBANK ERGASIAS (CR) | 6,314 | 1,455 | 5.31% | --- | --- | --- | --- | 1,064,879 |
| EUROCBOR | EUROCONSULTANTS S.A. (CR) | --- | --- | --- | --- | --- | --- | --- | --- |
| EUPICBOR | EUROPEAN RELIANCE INSUR. (CR) | --- | --- | --- | --- | --- | --- | --- | --- |
| EYDAPBOR | EYDAP S.A. (CR) | 900 | 1,221 | 5.31% | --- | --- | --- | --- | 17,780 |
| FFGRPBOR | FOLLI FOLLIE (CR) | 2,000 | 76,321 | 5.31% | --- | --- | --- | --- | 918,921 |
| FOYRKBOR | FOURLIS (CR) | --- | 5,130 | 5.31% | --- | --- | --- | --- | 3,850 |
| FRIGOBOR | FRIGOGLOSS SA (CR) | --- | 2,480 | 5.31% | --- | --- | --- | --- | --- |
| GEKTERNABOR | GEK TERNA (CR) | 7,651 | 50,487 | 5.31% | --- | --- | --- | --- | --- |
| SARBOR | GR. SARANTIS SA (CR) | 200 | 1,769 | 5.31% | --- | --- | --- | --- | --- |
| EUPROBOR | GRIVALIA PROPERTIES (CR) | 400 | 67,582 | 5.31% | --- | --- | --- | --- | 32,742 |
| XAKOBOR | HALKOR SA (CB) | --- | 50,550 | 5.31% | --- | --- | --- | --- | --- |
| EXAEBOR | HELLENIC EXCHANGES-A.S.E. (CR) | 59,284 | 340,443 | 5.31% | 2,000 | 2.65% | --- | --- | 111,443 |
| ELPEBOR | HELLENIC PETROLEUM (CR) | --- | 157,750 | 5.31% | --- | --- | --- | --- | 44,796 |
| HYGEIABOR | HYGEIA SA (CR) | --- | 48,700 | 5.31% | --- | --- | --- | --- | --- |
| IASOBOR | IASO SA (CR) | --- | --- | --- | --- | --- | --- | --- | --- |
| IKTINBOR | IKTINOS HELLAS SA (CR) | --- | --- | --- | --- | --- | --- | --- | --- |
| LYKBOR | INFORM P. LYKOS SA (CR) | --- | --- | --- | --- | --- | --- | --- | --- |

Stock Lending Notes

[1] - Multilateral contracts Lending or Borrowing as per Methods 8-1, 8-2 and 8-3-3 (According to ATHEX BoD Resolution No.17)

[2] - Bilateral Contracts Lending or Borrowing as per Methods 8-3-1 and 8-3-2 (According to ATHEX BoD Resolution No.20)

[3] - The information concerning OTC Stock Borrowing Transactions is based on the statements of the Dematerialised Securities System (DSS) operators involved and refers to volumes that have been registered up until the previous working day.

[4] - Average Price (Volume weighted)

[5] - The Data concerning Open Interest before the start of trading session

| Lending Products | Underlying Title | Multilateral Transactions[1] | | | | | Bilateral Transactions[2] | | Stock Borrowing through OTC (volume)[3] |
|------------------|-------------------------------|------------------------------|-----------------|------------------|---------------------|------------------|---------------------------|------------------|---|
| | | Open Interest[5] | Volume(Offered) | Average Weighted | Transactions volume | Average Weighted | Transactions Volume | Average Weighted | Transactions Volume |
| INTRKBOR | INTRACOM HOLDINGS (CR) | --- | 168,546 | 5.31% | --- | --- | --- | --- | --- |
| INLOTBOR | INTRALOT (CR) | --- | 61,088 | 5.31% | --- | --- | --- | --- | 803 |
| AVAXBOR | J & P - AVAX SA (CR) | --- | 20,335 | 5.31% | --- | --- | --- | --- | --- |
| BELABOR | JUMBO SA (CR) | 46,801 | 58,891 | 5.31% | --- | --- | --- | --- | 26,865 |
| KLEMBOR | KLEEMAN HELLAS SA (CR) | --- | 23,512 | 5.31% | --- | --- | --- | --- | --- |
| KORRESBOR | KORRES (CR) | --- | --- | --- | --- | --- | --- | --- | --- |
| KRIBOR | KRI-KRI S.A. (CR) | --- | 47,768 | 5.31% | --- | --- | --- | --- | --- |
| KYRMBOR | KYRIAKIDIS MARBLES SA (CR) | --- | 5,737 | 5.31% | --- | --- | --- | --- | --- |
| LAMDABOR | LAMDA DEVELOPMENT SA (CR) | --- | 111 | 5.31% | --- | --- | --- | --- | 10,377 |
| MIGBOR | MARFIN INVESTMENT GROUP (CR) | --- | 84,717 | 5.31% | --- | --- | --- | --- | 744,474 |
| METKKBOR | METKA (CR) | 5,650 | 3,232 | 5.31% | --- | --- | --- | --- | 965 |
| MLSBOR | MLS MULTIMEDIA SA (CR) | --- | 9,118 | 5.31% | --- | --- | --- | --- | --- |
| MOHBOR | MOTOR OIL (CR) | 14,198 | 25,018 | 5.31% | --- | --- | --- | --- | 37,254 |
| MYTILBOR | MYTILINEOS HOLDINGS (CR) | 12,670 | 152,358 | 5.31% | --- | --- | --- | --- | --- |
| ETEBOR | NATIONAL BANK (CR) | 142,259 | 75,313 | 5.31% | --- | --- | 50,000 | 0.01% | 1,220,527 |
| ETFASEBOR | NBGAM ETF | --- | --- | --- | --- | --- | --- | --- | --- |
| ETFGT30PBOR | NBGAM ETF GREECE & TURKEY 30 | --- | --- | --- | --- | --- | --- | --- | --- |
| OPAPBOR | OPAP (CR) | 57,537 | 100,001 | 3.31% | 14,000 | 2.65% | --- | --- | 855,034 |
| HTOBOR | OTE (CR) | 9,927 | 34,354 | 5.31% | --- | --- | --- | --- | 210,288 |
| PPABOR | P.P.A. S.A. (CR) | --- | 958 | 5.31% | --- | --- | --- | --- | 901 |
| PETROBOR | PETROPOULOS PETROS (CR) | --- | --- | --- | --- | --- | --- | --- | --- |
| TPEIRBOR | PIRAEUS BANK (CR) | 16,593 | 12 | 5.28% | --- | --- | --- | --- | 2,210,343 |
| PLAISBOR | PLAISIO COMPUTERS SA (CR) | --- | --- | --- | --- | --- | --- | --- | --- |
| PPCBOR | PPC (CR) | 15,346 | 72,359 | 3.31% | --- | --- | --- | --- | 1,202,524 |
| QUALBOR | QUALITY & RELIABILITY SA (CR) | --- | --- | --- | --- | --- | --- | --- | --- |
| QUESTBOR | QUEST HOLDINGS (CR) | --- | --- | --- | --- | --- | --- | --- | --- |
| KAMPBOR | REDS S.A. (CR) | --- | --- | --- | --- | --- | --- | --- | --- |
| OLYMPBOR | TECHNICAL OLYMPIC SA (CR) | --- | 9,039 | 5.31% | --- | --- | --- | --- | --- |
| TENERGYBOR | TERNA ENERGY (CR) | 6,525 | 20,469 | 5.31% | --- | --- | --- | --- | 22,000 |
| EYAPSBOR | THESSALONIKA WATER & SEWERAGE | --- | 798 | 5.31% | --- | --- | --- | --- | --- |
| PLATBOR | THRACE PLASTICS SA (CR) | --- | 42,700 | 5.31% | --- | --- | --- | --- | --- |

Stock Lending Notes

[1] - Multilateral contracts Lending or Borrowing as per Methods 8-1, 8-2 and 8-3-3 (According to ATHEX BoD Resolution No.17)

[2] - Bilateral Contracts Lending or Borrowing as per Methods 8-3-1 and 8-3-2 (According to ATHEX BoD Resolution No.20)

[3] - The information concerning OTC Stock Borrowing Transactions is based on the statements of the Dematerialised Securities System (DSS) operators involved and refers to volumes that have been registered up until the previous working day.

[4] - Average Price (Volume weighted)

[5] - The Data concerning Open Interest before the start of trading session

| Lending Products | Underlying Title | Open Interest[5] | Multilateral Transactions[1] | | | | Bilateral Transactions[2] | | Stock Borrowing through OTC (volume)[3] |
|------------------|---------------------|------------------|------------------------------|------------------|---------------------|------------------|---------------------------|------------------|---|
| | | | Volume(Offered) | Average Weighted | Transactions volume | Average Weighted | Transactions Volume | Average Weighted | Transactions Volume |
| TITKBOR | TITAN CEMENT (CR) | 7,800 | 242,794 | 5.31% | --- | --- | --- | --- | 3,204 |
| OLTHBOR | TPA SA (CR) | --- | 263 | 5.31% | --- | --- | --- | --- | --- |
| VIORBOR | VIOTALCO SA/NV (CB) | 3,519 | 53,444 | 5.31% | --- | --- | --- | --- | --- |

Stock Lending Notes

[1] - Multilateral contracts Lending or Borrowing as per Methods 8-1, 8-2 and 8-3-3 (According to ATHEX BoD Resolution No.17)

[2] - Bilateral Contracts Lending or Borrowing as per Methods 8-3-1 and 8-3-2 (According to ATHEX BoD Resolution No.20)

[3] - The information concerning OTC Stock Borrowing Transactions is based on the statements of the Dematerialised Securities System (DSS) operators involved and refers to volumes that have been registered up until the previous working day.

[4] - Average Price (Volume weighted)

[5] - The Data concerning Open Interest before the start of trading session

Sectors codification for listed companies

| | | | | | |
|------|---|-----------------------------------|-------|---|-------------------------------|
| 533 | - | Exploration & Production | 537 | - | Integrated Oil & Gas |
| 1353 | - | Commodity Chemicals | 1357 | - | Specialty Chemicals |
| 1753 | - | Aluminum | 1755 | - | Nonferrous Metals |
| 1757 | - | Steel | 1775 | - | General Mining |
| 2353 | - | Building Materials & Fixtures | 2357 | - | Heavy Construction |
| 2723 | - | Containers & Packaging | 2727 | - | Diversified Industrials |
| 2733 | - | Electrical Components & Equipment | 2753 | - | Commercial Vehicles & Trucks |
| 2757 | - | Industrial Machinery | 2773 | - | Marine Transportation |
| 2777 | - | Transportation Services | 2791 | - | Business Support Services |
| 2797 | - | Industrial Suppliers | 3535 | - | Distillers & Vintners |
| 3537 | - | Soft Drinks | 3573 | - | Farming Fishing & Plantations |
| 3577 | - | Food Products | 3722 | - | Durable Household Products |
| 3726 | - | Furnishings | 3728 | - | Home Construction |
| 3747 | - | Toys | 3763 | - | Clothing & Accessories |
| 3765 | - | Footwear | 3767 | - | Personal Products |
| 3785 | - | Tobacco | 4533 | - | Health Care Providers |
| 4535 | - | Medical Equipment | 4577 | - | Pharmaceuticals |
| 5337 | - | Food Retailers & Wholesalers | 5371 | - | Apparel Retailers |
| 5373 | - | Broadline Retailers | 5375 | - | Home Improvement Retailers |
| 5379 | - | Specialty Retailers | 5553 | - | Broadcasting & Entertainment |
| 5555 | - | Media Agencies | 5557 | - | Publishing |
| 5751 | - | Airlines | 5752 | - | Gambling |
| 5753 | - | Hotels | 5755 | - | Recreational Services |
| 5757 | - | Restaurants & Bars | 5759 | - | Travel & Tourism |
| 6535 | - | Fixed Line Telecommunications | 6575 | - | Mobile Telecommunications |
| 7535 | - | Conventional Electricity | 7537 | - | Alternative Electricity |
| 7577 | - | Water | 8355 | - | Banks |
| 8534 | - | Insurance Brokers | 8536 | - | Property & Casualty Insurance |
| 8633 | - | Real Estate Holding & Development | 8637 | - | Real Estate Services |
| 8671 | - | Industrial & Office REITs | 8675 | - | Specialty REITs |
| 8775 | - | Specialty Finance | 8777 | - | Investment Services |
| 8985 | - | Equity Investment Instruments | 9533 | - | Computer Services |
| 9535 | - | Internet | 9537 | - | Software |
| 9572 | - | Computer Hardware | 9574 | - | Electronic Office Equipment |
| 9578 | - | Telecommunications Equipment | 12003 | - | ETF |



ATHEXGROUP
Όμιλος Χρηματιστηρίου Αθηνών

Λεωφ. Αθηνών 110 104 42 Αθήνα
110, Athinon Ave. GR 104 42 Athens
tel. (+30)210-33.66.800, fax (+30)210-33.66.101
www.athexgroup.gr