



ANNUAL FINANCIAL STATEMENTS


For the fiscal period from the 1st of January 2014 – 31st of December 2014

(In accordance with article 4 L.3556/2007)

Joint Stock Companies Registration Number: 41913/06/B/98/32


General Electronic Commercial Registry: 582404040

127 Egnatias Street - 54635 Thessaloniki




Yearly Financial Report
For the fiscal period from the 1st of January 2014 until the 31st of December 2014
In accordance with the International Standards of Financial Informing

It is certified that the attached Brief Intermediate Financial Report is that approved by the Board of Directors of the “WATER SUPPLY AND SEWERAGE SYSTEMS COMPANY OF THESSALONIKI SA” on the 30th of March 2015 and has been posted on the internet at www.eyath.gr. It is noted that the published in the press brief financial data aim to offer the reader some general financial data but they do not provide a complete picture of the financial state and results of the Group and the Company, according to the International Standards of Financial Informing. It is also noted that, for simplification’s sake, in the published to the press brief financial data, there have been certain consolidations of funds.



CONTENTS TABLE UPON THE ANNUAL FINANCIAL STATEMENTS

1.	GENERAL INFORMATION ON THE GROUP AND THE COMPANY	29
2.	BASE FOR DRAWING UP THE FINANCIAL STATEMENTS	30
3.	MAIN ACCOUNTING PRINCIPLES	35
4.	FINANCIAL RISK MANAGEMENT	41
5.	IMPORTANT ACCOUNTING JUDGMENTS, ASSESSMENTS AND ASSUMPTIONS	43
6.	BUSINESS FIELD INFORMATION.....	45
7.	TANGIBLE FIXED ASSETS.....	46
8.	INTANGIBLE FIXED ASSETS	48
9.	PARTICIPATION IN SUBSIDIARIES	48
10.	LONG TERM CLAIMS	48
11.	INVENTORIES.....	48
12.	CUSTOMER AND OTHER CLAIMS	49
13.	CASH RESERVES AND EQUIVALENTS	51
14.	SHARE CAPITAL	51
15.	RESERVES	51
16.	PROVISIONS FOR BENEFITS	52
17.	PROVISIONS FOR RISKS AND EXPENSES	54
18.	GRANTS	55
19.	OTHER LONG TERM LIABILITIES.....	55
20.	SUPPLIERS AND OTHER LIABILITIES.....	55
21.	SHORT TERM TAX LIABILITIES.....	56
22.	EXPENSES ANALYSIS PER FIELD.....	56
23.	OTHER ADMINISTRATIVE EXPENSES – OTHER OPERATIONAL EXPENSES ...	57
24.	FINANCIAL INCOME / (EXPENSES)	58
25.	INCOME TAX	58
26.	EARNINGS PER SHARE	60
27.	TRANSACTIONS WITH AFFILIATED PARTIES	60
28.	COMMITMENTS AND POTENTIAL LIABILITIES	61
29.	NUMBER OF EMPLOYEES	62
30.	IMPORTANT FACTS	62
31.	DISTRIBUTION OF NON TAXED RESERVES	65
32.	FACTS POSTERIOR TO THE BALANCE SHEET	65



Statements from the members of the Board of Directors

(In accordance with article 4 par. 2 of L. 3556/2007)

We, the members of the Board of Directors of the S.A Company **WATER SUPPLY AND SEWERAGE SYSTEMS COMPANY OF THESSALONIKI S.A.** under the trade name EYATH S.A, based at 127 Egnatias Street, in Thessaloniki (P.O. Box 54 635):

1. Nikolaos Papadakis, President & BoD Chairman,
2. Penelope Ralli, Vice Chairman of the Board of Directors,
3. Konstantinos Koutroukis, Vice Chairman of the Board of Directors

In accordance with the provisions of article 4, par. 2 of L.3556/2007, state and certify that, to the best of our knowledge:

(a) the attached yearly, company and consolidated financial statements of EYATH S.A for the fiscal period 01.01.2014-31.12.2014, drawn up according the current International Standards for Financial Informing, truthfully show the assets and liabilities data, the net worth and the results for the fiscal period of EYATH S.A, as well as of the companies included in the integration as a total

(b) The yearly report of the Board of Directors of EYATH S.A truthfully shows the development, results and financial state of EYATH S.A as well as of the companies included in the integration as a total, including the description of the risks and uncertainties they face

Thessaloniki, 30th of March 2015

The Certifying Members

Nikolaos Papadakis	Penelope Ralli	Konstantinos Koutroukis
President & Managing Director of the BoD I.D Card No: AK 869759	Vice Chairman of the BoD I.D Card No: AK 901780	Vice Chairman of the BoD. I.D Card No: Π 804011



ANNUAL MANAGEMENT REPORT OF THE BOARD OF DIRECTORS OF EYATH SA

(in accordance with the provisions of article 4 L.3556/2007 and the respective decisions of the Bod of the Capital Market Committee for the fiscal period from the 1st of January 2014 - 31st of December 2014)

Dear Shareholders,

According to the provisions of L.3556/2007 and the respective decisions of the Capital Market Committee, we submit the present Yearly Report of the BoD for the current fiscal period (1/1/2013-31/12/2013).

The present report offers brief financial information on the financial state and the results of the Company EYATH S.A and the Group of companies EYATH S.A, a description of the most important facts that took place during the closing fiscal period, a description of the important facts that took place after the balance sheet date, a description of the expected development of Group and Company activities, information regarding the management of significant financial risks which the Group and the Company are called to face, a list of the important transactions drawn up between Company and the Group and associated persons as well as other information regarding stocks, equity capital and important agreements valid on the ending of the closing fiscal period.

BRIEF FINANCIAL INFORMATION ON THE GROUP AND THE COMPANY

The Group includes a) the Company «WATER SUPPLY AND SEWERAGE SYSTEMS COMPANY OF THESSALONIKI S.A. », under the trade name EYATH (hereafter “COMPANY” or “EYATH S.A”) was founded in 1998 (Law no. 2651/3-11-1998 (GN. A’ 248/2-11-1998) deriving from the merging of the S.A “Thessaloniki Water Supply Organization S.A”(OYTH S.A.) and b) the «Thessaloniki Sewerage Systems Company S.A” (OATH S.A) which had been turned into S.A’s in 1997, and the subsidiary company EYATH Services S.A aiming to supply water supply and sewerage services of any type, telecommunication services as well as the production and sale of electricity.

FINANCIAL INFORMATION – WORK IN PROGRESS

The financial data shown below regard the EYATH S.A Group.

The Group's turnover for the closing fiscal period reached €73,693 as opposed to €72,299 during the respective fiscal period last year thus an increase of €1,393 or 1.93%. Cost of sales amounted to €47,425 against €46,479 in 2013, thus a change of €946 or 2.04%. Earnings before taxes for the Group amounted to €20,333 against €17,696 in the previous fiscal year, thus a decrease of €2,636 or almost 14.9%. Finally, earnings after taxes for 2014 amounted to €13,383 against €13,075 in 2013, thus an increase of €308 or 2.35%. It is mentioned that the net earnings (after tax) decrease, compared to the before taxes earnings, is due to the deferred taxation increase.

The company turnover resulted from sales of water supply and sewerage systems services. The increase in turnover is due to the increase of water consumption and the corresponding sewerage fees.

Gross profit in 2014 amounted to €26,268 against €25,821 in the previous year, an increase of €447 or 1.73%.

Earnings before interest, taxes and depreciations (EBITDA), of EYATH S.A. for the current fiscal period amounted to €24,241 against €21,524 an increase of €2,717 or 12.6%.

Finally, cash reserves and equivalents for the ending of the fiscal period on the 31/12/2014, amounted to €50,305 against €53,508 on the 31/12/2013 an increase of €3,283 or 6.13%.

GROUP FINANCIAL INDICATORS

	01/01/2014-31/12/2014	01/01/2013-31/12/2013	Difference
PRODUCTIVITY RATIOS			
GROSS PROFIT MARGIN	35.65%	35.41%	-0.07%
EBITDA margin	32.89%	29.77%	3.12%
EBIT margin	24.92%	21.77%	3.15%
EBT margin	27.59%	24.48%	3.11%
EAT margin	18.16%	18.08%	0.08%
Investment Ratio			
EPS after tax	0.3687	0.3602	2.36%
CAPITAL RETURN RATIOS			
ROE	13.95%	12.34%	1.61%
ROA	10.74%	9.24%	1.50%
LIQUIDITY RATIOS			
	31/12/2014	31/12/2013	Deviation
Liquidity (Current Assets / ST Debt)	6.13%	4.81%	27.44%
CAPITAL STRUCTURE & SUSTAINABILITY RATIO			
Equity / Debt	334.46%	297.08%	37.37%

INVOICING POLICY

The Company's Board of Directors with the number 517/2006 decision has approved the new invoicing policy for the five year period 2007 – 2011, validated by the number 11741/29-12-2006 JMD of the Minister of Economy and Finance and Minister of Macedonia Thrace, (G.N 202, Issue B' 16-2-2007) applied since May 2007, regarding water consumptions from the 1/1/2007 providing for a yearly re adjustment of the cost of any kind of water supply and sewerage systems services.

On the 18.11.2008 the Board of Directors decide to freeze water invoices (price of water) and sewerage services (sewerage percentage) for 2009 to the 2008 prices for the first three grades of consumption (low and middle incomes) and to further decrease by 20% for 2009 invoices for families with more than three children.

On the 30.06.2010 the Regular General Stockholders Meeting decided to maintain the same prices regarding household invoices for a further 4 months, that is, until the 31st of August of the current year and to apply the JMD11741/2006 (G.N.202 issue B'16-2-2007), starting September of the current year to prices current in 2010.

Under the 128/2011 Governmental decision which was approved by the Board of Directors in the ordinary General Meeting of the Shareholders on the 4th of August 2011, under application for all 2011 will be all prices that the decision of 11741/2006 approves for 2010.

In 2011 under the 419/2011 decision by the Board of Directors the new invoicing policy of the company was approved for the period 2012 – 2013, validated by the number 4799/19-12-2012 (3450/B/27-12-2012) JMD of the Minister of Economy and Finance and Minister of Macedonia Thrace, which provides for 2012, price stabilisation in the current levels, special water levy at €0.07/sq.m. as well as the integration of fixed charges at a flat fee and from 2013, the weighted average price increase for water by 1% and for sewerage by 4% (80% from 76%) on the water price.

By the no. 74/2014 Decision of the Board EYATH SA, it was decided the issue of Common Minister Decision for the duration of one year, which will determine the tariffs for the period of 01.01.2014 to 31.12.2014, the same amount that had been set by the JMD decision of A 4799/19-12-2012 to ensure the smooth operation of the company and guarantee of revenues, at the phase of transition to the new charging regulatory framework.

IMPORTANT FACTS

- In a period where the main objective is the sustainability in growth as well as many humanitarian choices, EYATH SA combines the entrepreneurial activity with the social responsibility, providing highly targeted water and sewerage services under the minimum possible cost. The protection of the water sources and the provision of excellent quality drinking water takes place aside the interest for the protection of the environment mostly the zero pollution of the Thermaikos Bay.

Within this frame the following are planned and set in motion:

- The upgrading of the Sewage Processing Unit in co operation with E.T.V.A as the agent responsible for the management of the Industrial Area of Sindos.
- The electronic monitoring of the Water Supply and Sewerage systems networks so as to have a detailed image regarding the operation and maintenance of the networks.
- The gradual replacement of conventional water meters with electronic ones which will ensure a faster and more precise recording of water consumption.
- The partial replacement of the old network in order to minimise leaks and the minimisation of the water cuts.

In the framework of NSRF two more works were announced by the relevant Ministry. The plants concern a) the 'Construction of Section B of the Central Sewerage Pipe of Thessaloniki' under budget of €24.2 mil. and b) the 'Construction of Extension of Water Treatment of Thessaloniki Phase 2' budget of €36.5 mil.

- From April 2013 the EYATH SA took over the running of the unit thermal drying of sludge. This project was financed by the Cohesion Fund allocation for the project "Expansion and Integration of Biological Wastewater Treatment Thessaloniki - Stage III" and constructed from YPOMEDI (EIDE Water Supply and Sewerage Greater Thessaloniki) in the Sewage Treatment Plant of Thessaloniki in Municipality of Delta, near the village of Sindos. The unit is sited so that it is scalable, with lugs and provision of space for the future installation of an additional drying same line and the same two silos dried sludge with the necessary peripheral equipment within this region.

The drying unit comprises two parallel lines drying turnstiles -with nominal exhaust capacity 4 tn / hr of water for each line; continuous operation (dryness of the final product above 92%). The final product obtained is dried sludge granules with physicochemical properties that make it easy and attractive for further utilization and disposal in accordance with the relevant European and Greek legislation. It is a homogeneous and stabilized, abrasion resistant and free of pathogens and are reliable and safe for public health.

With the operation of the work of drying the volume of sludge produced is reduced to about 1/5. Achieved that drastically reduce the volume and weight of the finished product led to the disposal or tipping, which allows economical and safe storage and handling of the product, minimizes deposition problem and opens more perspectives disposal such as agriculture, forestry or as fuel in cement and power plants.

For more complete information, also noted the following:

The Company has undertaken the operation and maintenance of the Wastewater Treatment Plant of Thessaloniki (hereinafter "E.E.L.TH.") located on the eastern shore of the French River and about 12 km from the city of Thessaloniki. The area of installation is approximately 400 acres. The E.E.L.TH. received through the main sewer most urban sewage of the agglomeration of Thessaloniki.

Up to 2006 the product of biological purification E.E.L.TH. (herein after "dewatered sludge") were transferred to XYTA Tagaradon. Since 2006, the year in which it ceased operation Tagaradon landfill while the landfill Mavroraichi Administration refused to accept the product of biological treatment, the dewatered sludge until 2011 were transported in specially equipped area near E.E.L.TH., where treated with asbestos and deposited in accordance with what is stipulated in the CMD 106129 / 25.10.2006.

The largest amount of sludge is placed in drying beds, which are coated on the bottom and the slopes of specific material (geotextile) for environmental protection. So far removed from the premises of E.L.TH. large amounts for the production of organic fertilizers, but also for direct use in agriculture as a fertilizer material. The lackluster performance in the agricultural sector, led to a gradual increase in demand for calcined sludge. Then newer estimates, the residual current quantity of dehydrated sludge calcined with 10% Ca (OH)₂, amounting to less than 155,000 tones.

The management of the company in trying to find all suitable methods of operation of that product or the appropriate methods for removing them, prepare a preliminary study to investigate possible ways of using and specify the possible actions that can be taken in conjunction with products of thermal drying unit in operation by March 2012 and at the same time cease to charge the company with the cost of calcification and deposition.

From the preliminary result different ways of addressing the issue, but the most appropriate method of disposal of the product of sewage is deposited into agricultural land. This solution is environmentally friendly, follows the instructions and prompts the Greek and EU legislation, while it is economically much better, both for the company and for the farmers who will use the product. Specifically, the measurements of the relevant departments of the company and the results of a preliminary study conducted recently shows that the sludge produced is satisfactory physicochemical characteristics, which are within the limits set by European and American regulations for disposal in agriculture. With this method, the cost of managing an estimated amount of € 3.7 million., Which is illustrated in the financial statements for the period 01.01.2012 to 31.12.2012 in accordance with IAS 37 (note 18). Each year, the company reserves the right to reassess the effectiveness of the chosen method, so if it becomes inoperable, the company to immediately adopt alternative methods for addressing the above issues.

Also published a call for expressions of interest for business use, both the saved and the daily sludge, to cooperate with other companies to produce energy or conditioner products after combustion. From the overwhelming response of interested companies and filed more than ten (10) deals from relatively large companies with similar expertise in business recovery sludge, it appears that this product presents significant investor interest. Examination of candidate files investors is still in progress.

The company's management continues to examine the use of alternatives that may arise, such as those described in the above paragraphs, in order to minimize the expected costs.

In addition, since 2012 the Ministry of Environment, Energy and Climate Change (ministry) launched a public online consultation the draft Joint Ministerial Decision which modernizes and expands the institutional framework for the use of sludge produced in wastewater treatment plants. The aim of the ministry is to fulfill its potential for use of sludge in agriculture, forestry and landscape restoration and soil (regeneration sites, etc.). To serve this objective has been developed under a National Management Plan sludge, under which preparation has been completed and is being signed by the ministers responsible for JMD relevant terms and conditions for use of sludge.

- On February 21, 2013 the Fund for the Development of Asset (TAIPED SA) published a call for expressions of interest for the acquisition of 51% of the total share capital of EYATH through an international tender process with a deadline for expressions of interest on April 19, 2013, which was extended until 29/4/2013.
- At the Annual General Meeting of June 30, 2014 the TAIPED filed the following statement: "The decision of the State Council on water authority creates a new situation in the issue of privatization of water companies. TAIPED, respecting their legal institutions, but also the reactions of the local community, will proceed to the next time a review of the process of recovery EYATH and will announce its decisions. It is noted that his role is to utilize its elements of public property in the public interest, and therefore the interests of citizens, while also required ensuring the legitimacy, effectiveness and credibility of the privatization program".
- Under N.4186 / 2013 (FEK193 / A / 09.17.2013 Article 52 obligations of OTA A and B grade to EYATH SA, which had matured on 31/7/2013, paid up on behalf of these entities from the state budget, less any fines, penalties or other charges.
Consequently the decision no 38560/2013 joint decision of the Ministers of Interior and Finance (GG 2410 / B / 09.26.2013) claims totaling € 12.868 of A and B grade OTA, which had become due on 31/7/2013, paid by the Greek state, after deducting interest, totaling € 2.234.
- Under N.4199 / 2013 (Government Gazette 216 / A / 10.11.2013) Article 131 occurred regulate matters between the AU and EYATH FIXED assets, projects and studies jurisdiction EYATH FIXED commissioned and funded by unilaterally EYATH SA after 26/07/2001 without signed between the two parties are planned contracts. On 12.13.2013 under the decision no 6067 JMD (GG 3180 / B) of the Finance and Macedonia-Thrace Ministers approved were the relevant handover protocol for transfer of assets of EYATH SA in EYATH FIXED, according to valuation report of the Chartered auditor, jointly appointed by the two parties. The completion of the transfer led to a reduction of existing debts of the first to the second.
- The Annual General Meeting of June 30, 2014 approved the distribution to shareholders of untaxed reserves which had been formed under the provisions of L.2238 / 1994 and the payment of the tax, as provided in Article 72 of N.4172 / 2013. Also in the same general assembly approved the distribution to shareholders of the unused balance of the funds raised.
-

PROSPECTS – RISKS

PROSPECTS

The Company Strategy aims to fulfill its obligations as a Public Utility Company in combination with the increase of the stockholders wealth. For this reason it always seeks to improve the quality of the supplied services through its investment program, through the improvement of infrastructure, the expansion of Technological infrastructure and the use of sophisticated software and development of specialized computer applications. The company's driving force is the staff of EYATH S.A.

According to article 26 of L. 2937/2001, the Company's territorial jurisdiction, within which it can supply its services and perform activities are the following:

REGARDING WATER SUPPLY: the Municipalities of Thessaloniki, Ampelokipoi, Kalamaria, Neapoli, Sikies, Agios Pavlos, Menemeni, Polichni, Efkarpia, Triandria, Eleftherio Kordelio, Evosmos, Stavroupoli, Panorama, Pylea, Oreokastro, Pefka as well as the Thessaloniki industrial zone.

REGARDING SEWERAGE SYSTEMS: EYATH S.A 's territorial jurisdiction is divided in five areas:

«**Area A**» includes the Municipalities of Thessaloniki, Ampelokipoi, Kalamaria, Neapoli, Sikies, Agios Pavlos, Menemeni, Polichni, Triandria, Diavata, Eleftherio Kordelio, Evosmos, Stavroupoli, Pilea, Panorama, Oreokastro in the districts of Ionia and Kalochori of the Municipality of Echedoros and the Community of Efkarpia.

«**Area B**» includes the area between the Gallikos and Axios rivers until the sea, in which the industrial zone of the wider Thessaloniki region is included, the district of Sindos of the Municipality of Echedoros, the districts of Agios Athanassios, Agchialos, Gefira of the Municipality of Agios Athanassios and the districts of Chalastra and Anatoliko of the Municipality of Chalastra.

«**Area C**» includes the zone of the high ground of the city complex of Thessaloniki and includes the Community of Pefka and the Districts of Asvestochori, Exochi, Filiro of the Municipality of Chortiatis.

«**Area D**» extends from the Municipalities of Kalamaria and Panorama to the municipal baths of Sedes and to the Mikra airport and includes the industrial area and Districts of Thermi, Nea Raideostos, Neo Risio and Tagarades of the Municipality of Thermi and the Agia Paraskevi district of the Municipality of Vassilika.

«**Area E**» extends from the Mikra airport and the districts of Neo Risio and Tagarades, Agia Paraskevi until the sea and includes the Districts of Agia Triada, Perea, Neoi Epivates of the Municipality of Thermaikos and the districts of Nea Michaniona, Emvolo, Aggelochori of the Municipality of Michaniona.

The Company, by signing a contract with the relevant Municipality and EYATH Fixed Assets, can undertake the existing network of the L.A.O in any one of the above mentioned areas and the obligation to supply water supply and sewerage systems services to the Municipality they signed with.

By a contract signed by the relevant municipality and EYATH Fixed Assets and approved by the joint decision of the Ministers for Decentralization and Electronic Governing, of Finance and Financial Affairs, Development, Infrastructure-Transportation & Networks, the Company

can extend its activities in areas of a Local Authority Organization outside the above mentioned areas.

Also, the completion of operations is expected, as far as the extension of the Company activities are concerned in cooperation with the Kallikratis Municipalities of Delta, Pylaia, - panorama, Chortatis, Thermaikos as well as their addition to the network of EYATH SA of the Nikopolis area.

Under the aim of investigating the business operations an expressions of interest for the business development was published, both for the filled as well as the daily received sludge, in order to cooperate with other companies to produce compost of energy after combustion. From the overwhelming response of interested companies and as more than ten (10) bids were received from relatively large companies with similar expertise in business use of sludge, it seems that this product presents significant investment interest.

Moreover, the acquisition of adjacent land plot for the extension of the deposition basins of calcined sludge in accordance with the environmental standards of JMD 106129/2006, is in satisfactory stage, given that the Region of Central Macedonia, has expressed a positive opinion in order to proceed with the installation procedures. It is noted that there is no discontinuation of the activity.

COMPANY AND GROUP OPERATIONS IN THE FIELD OF RESEARCH AND DEVELOPMENT

The Group in the current fiscal period realized research and development expenses total amount of €286 in total, which regarded the development of new research products for the protection of water resources under climate conditions change and the protection of the environment, with the control of the overflows of the flow systems.

SAFETY, ENVIRONMENT AND STAFF TRAINING

Workplace safety, the protection of the environment, the peaceful co existence with the local community and the continual training of staff, remain as primary goals of the Company, directly related to the Company operation.

COMPANY BRANCHES

The Company in the current fiscal period, just as in the previous one, did not keep any branches out of Thessaloniki of which perform its business activity.

OWN STOCKS OWNED BY THE GROUP AND THE COMPANY

At the ending of the current fiscal period there were no shares of the parent company owned by the Company itself or by any other company included in the consolidation.

OWN SHARES HELD BY THE GROUP OR THE COMPANY

At the end of the current fiscal year, there were no shares of the Parent Company held by itself or by another company undertaking included in the consolidation.

RISKS

Risks regarding the sector of the Group activity

With regard to the possibility of a future free market, in relation to European law and the possible consequences such a thing would have on the company, it is mentioned that due to the nature of the existing infrastructure (mainly underground networks and tanks), the water supply and sewerage systems field is a fine example of a natural monopoly, where it would be extremely difficult to develop alternative networks, and to create competition where consumers could choose their own suppliers of processed water (drinking water).

It is also noted that in the total of European Union countries, as well as in the rest of the world, water supply and sewerage systems services are provided by private or state companies (or Local Authorities) without the possibility of competition within the specific geographical limits where such companies are to provide their services.

The very specific characteristics of the field of water supply and sewerage systems (which distinct the specific field of Public Utility), are recognized by the European Union and up to today there has not been any issue regarding the abolishing of the monopoly of the field and development of competition, as for example there has been in the field of telecommunications services.

Therefore, we consider that there is no such possibility in the foreseeable future at least for the development of competition in the specific field. The only case for which, a possible, future European Union legislation could impose some form of competition is, if it demands, that the selection of a provider of services for water supply and sewerage systems will take place only after an open bid, so that the element of competition can be achieved through these means and not to a level of service supply but to a level of selecting the legal entity who would manage the existing water supply and sewerage systems networks to supply services to consumers.

Factors of financing risks

The main financing tools of the Group are cash, bank deposits, commercial and other claims and liabilities and bank loans. The Group's Management regularly examines and reviews the relevant policies and procedures regarding the management of the financial risks, such as the credit risk and the flow risk, which are described below:

Market Risk

(i) Exchange Risk

The Group does not face any exchange risks as during the ending fiscal period it had not performed any transactions in foreign currency and the total of its assets and liabilities was in Euros.

(ii) Price Risk

Regarding the price risk the Group is not exposed to a significant risk of fluctuation of the variables which determine revenues and cost. The invoicing policy of EYATH S.A has been determined for the time period from the 1/1/2012 until the 31/12/2013, expecting for the use of 2013 an annual average increase of 1% for water supply and a 4% increase on sewerage fixed tariff services (80% from 76%) on the water price.

By the no. 74/2014 Decision of the Board of EYATH SA it was decided the issue of Common Minister Decision for the duration of one year, which will determine the tariffs for the period of 01.01.2014 to 31.12.2014, at the same level that was introduced with the Common Minister Decision 4799 / 12.19.2012, in order to ensure the smooth operation of the company and to safeguard the revenue during the phase of transition to the new regulatory pricing framework.

On 31.12.2014, there are no loan obligations.

(iii) Cash flows and risk of reasonable value interest

The Group faces no interest risk as its loans are on fixed interest rate. On the contrary, it faces limited interest rate risk in time deposits and therefore, income and operational cash flows are up to a point dependent on the changes in the interest rate market.

The Management continually monitors the fluctuations in interest rates and evaluates by case the duration and type of sight deposits.

Credit Risk

Credit risk is managed on Group basis. Credit risk derives from cash flows and bank deposits, as well as from credit reports to clients including important claims and performed transactions.

The Group has a clear credit policy which is thoroughly applied. Moreover, it has a large number of clients and therefore the wide disperse of its customer base contributes to a low credit risk in relation to the claims. The Group's management continuously tracks the financing state of its customers, the size and the limits of the given credit. At the end of the fiscal period, the Management deemed that there is no significant credit risk that would not be covered by a provision of doubtful debt. The maximum exposure to credit risk can be reflected by the height of each element of the assets. The trade receivables of the Group's customers include receivables from the public and broader public sector for which the company does not form a prediction as expects to receive all in their entirety.

Liquidity Risk

Liquidity risk is kept at low levels through the availability of adequate cash flow.

IMPORTANT TRANSACTIONS BETWEEN THE COMPANY AND ASSOCIATED PERSONS

The Group and the Company consider as associated persons the members of the Board of Directors, the Executive Members and the stockholders holding a significant percentage of its capital stock (including their associated persons). The transactions and the balances of the associated persons of the Group and the Company, for the fiscal period 1/1/2014 – 31/12/2014 and the 31st of December 2014 respectively, are analyzed in the below board (also note 24 of the financial statements):

	GROUP		COMPANY	
	01/01-31/12/2014	01/01-31/12/2013	01/01-31/12/2014	01/01-31/12/2013
Income	-	-	-	38
Expenses	-	-	1411	1050
Transactions & salaries of managerial and administrative staff	745	758	744	754

	GROUP		COMPANY	
	31/12/2014	31/12/2013	31/12/2014	31/12/2013
Claims	-	-	144	144
Obligations	-	-	196	215
Claims from managerial staff and board member	13	13	13	13
Obligations from managerial staff and board members	5	4	3	-

COMPANY CAPITAL STOCK STRUCTURE

The Company capital stock is forty million six hundred fifty six thousand Euros (€40.656.000) divided into thirty six million three hundred thousand (36.300.000) common bearer shares with a voting right, of nominal value one Euro twelve cents (€1,12) each.

The Company shares are introduced for negotiation in the Athens Stock Exchange (Category: High Capitalization). Shareholder rights deriving from shares depend on the percentage of the capital to which the paid share value responds.

Each share offers all rights in accordance with relative Laws and the Company statute, in particular:

- The right to a dividend cut on Company yearly earnings.

A percentage of 35% on the net earnings after deducting the regular reserves only is distributed each fiscal year to the shareholders as first dividend unless otherwise directed by the General Meeting, while an additional dividend is also decided on likewise by the General Meeting. For the 2014 dividend of 0,121 €/share is suggested so as to avoid likely cash flow issues due to the large investment program the Company is currently employing. Every shareholder is entitled to a dividend cut on the date of dividend beneficiary determination. The dividend cut for each share is paid to the shareholder within two (2) months from the date the Regular General Meeting approved the Yearly Financial Statements. The when and how the dividend is paid is announced in the press. The right to the dividend is erased and the respective amount is transferred to the Greek state after five years from the ending of the fiscal year in which the dividend cut was approved by the General Meeting.

- The right to withdraw the contribution during the settlement or respectively the amortization of the capital that responds to the share if so decided by the General Meeting.
- The preference right in each capital stock increase by the Company in cash payment and the acquisition of new shares.
- The right to receive a copy of the Financial Statements and the Chartered Auditors' Reports and the Board of Directors' Report.
- The right to participate in the General Meeting, in particular in the following rights: legalization, presence, participation in discussions, suggestion submissions on daily agenda issues, registration of views in the records and voting rights.
- The General Meeting of Company Shareholders maintains all its rights during the settlement.

Shareholders accountability is limited to the Nominal value of the owned shares.

LIMITATIONS ON TRANSFER OF COMPANY SHARES

The transfer of shares is carried out in accordance with Law 2190/1920 article 8b and there are no limitations regarding the transfer of shares in the statute. The shares are bearer shares introduced in the Athens Stock Exchange. In addition, article 18, par.8, L. 2937/2001 (GN 169/26-7-2001) provides that «the Greek State may make shares available to investors up to a

percentage of 49% of the occasional capital stock of the Company». This paragraph was cancelled by the Article 2 of N.4092/2012 which ratified the Legal Act of 07/09/2012. Following that the Extraordinary General Meeting of 21/02/2013 also cancelled the corresponding provision of Article 5 of the Articles of Association.

IMPORTANT DIRECT OR INDIRECT PARTICIPATIONS, UNDER THE PROVISIONS OF ARTICLE 9 TO 11, L.3556/2007.

Stockholders with a percentage larger than 2 % on the 31/12/2014 were the following:

SHAREHOLDER	NUMBER OF SHARES	% PARTICIPATION 31/12/2013
Greek State	26,868,000	74.02%
SUEZ ENVIRONNEMENT COMPANY	1,982,870	5.46%
Other shareholders with participation less to 2.0 %	7,449,130	20.52%
TOTAL	<u>36,300,000</u>	<u>100.00%</u>

OWNERS OF ANY KIND OF SHARES OFFER SPECIAL CONTROL RIGHTS

There are no Company shares that offer owners any special control rights.

LIMITATIONS ON VOTING RIGHTS – DEADLINE FOR PRACTISING THE RELEVANT RIGHTS

The Company statute does not provide limitations on the voting rights that derive from its shares.

AGREEMENTS AMONG COMPANY SHAREHOLDERS

The Company is not aware of the existence of agreements between shareholders, which would conclude in limitations in the transfer of shares or the practicing of voting rights which derive from the shares.

RULES REGARDING THE APPOINTMENT AND REPLACEMENT OF MEMBERS OF THE BOARD OF DIRECTORS AND STATUTE AMENDMENTS

The rules provided in the Company statute for the appointment and replacement of members of the Board of Directors and the amendment of the statute provisions do not differ than what is mentioned in E.L. 2190/1920.

JURISDICTION OF THE BOARD OF DIRECTORS OR OF CERTAIN MEMBERS FOR THE ISSUANCE OF NEW SHARES OR THE PURCHASE OF OWN SHARES

According to Article 5 of the Company Statute, by decision of the General Meeting, subject to the publication requirements of article 7b of CL 2190/1920 as amended, may be delegated to the Board the right, by decision to be taken by a majority of two thirds (2/3) of the total members, to increase the share capital in whole or in part by issuing new shares up to the amount of capital paid up on the date the Board of Directors such authority. For the purchase of own shares, the Board of Directors competency does not differ than what is mentioned in article 16 E.L.2190/1920. There is no opposing provision in the Company statute.

EACH IMPORTANT AGREEMENT THE COMPANY HAS SIGNED, THAT COMES INTO EFFECT, IS AMENDED OR EXPIRES IN CASE OF CHANGE IN COMPANY CONTROL FOLLOWING A PUBLIC MOTION

There are no agreements that become valid, are amended or expire in the case of a change in the control of the Company following a public motion.

EACH AGREEMENT THE COMPANY HAS SIGNED WITH MEMBERS OF THE BOARD OF DIRECTORS OR ITS STAFF, WHICH PROVIDES FOR COMPENSATION IN CASE OF



RESIGNATION, REDUNDANCY WITHOUT PLAUSIBLE CAUSE OR EXPIRATION OF TERM OR EMPLOYMENT DUE TO A PUBLIC MOTION

There are no Company agreements with members of the Board of Directors or its staff, which provide for the payment of compensation particularly in case of resignation or redundancy without plausible cause or termination of term or employment due to a public motion.

DIVIDEND POLICY

Given the prosperity of the Company, the Company Management has suggested a dividend cut of €0,121 per share. In particular, the Dividend is suggested at €4.407 for the fiscal year 2014, which regards a percentage of 35% of net earnings after deducting only the regular reserves in accordance with the current law, against €4,360 in the previous fiscal year 2013, for the total of the 36,300,000 shares.

CORPORATE GOVERNANCE STATEMENT

I. Company Management Principles

With this declaration, the Board of Directors following the provisions of paragraph 3d of article 43a of Law 2190/20 and according to Article 2 Paragraph 2 of Law. 3873/2010 states that have voluntarily decided to apply the Greek Corporate Governance Code drafted by SEV and then amended in the context of the first review, from the Greek Council of Corporate Governance on June 28, 2013

http://www.helex.gr/documents/10180/2227277/HCGC_GR_20131022.pdf/e8e7b6da-6dd0-4c30-90e9-79fe9ca8383d

The Company Management Principles followed have been incorporated in the Company's Internal Regulation of Operation, which is available to the public in written form at the company main offices.

The Company generally applies the company management principles in accordance with the Company Management Code of SEV and has not proceeded with any company management practices besides those provided for by relevant laws. Any likely deviations from the code, whose applications are currently examined, are explained below.

The Greek Corporate Governance Code contains two types of provisions: "general principles", addressed to all listed companies or not, and "special practices" relating only to listed companies. The Code follows the approach of the 'comply or explain' and requiring listed companies which adopt the code to disclose their intention and either comply with all the specific practices of the Code, or to explain the reasons for non-compliance with certain specific practices. The Code has incorporated all applicable laws concerning corporate governance requirements and includes specific practices going beyond them. EYATH fully complies with all laws concerning corporate governance requirements, and does not apply to the present, at least, some of the specific practices of the Code beyond the legal requirements.

Deviations from the Greek Code of Corporate Governance are presented and explained in the following table:

Special Practice Greek Corporate Governance Code	Explanation / justification to deviate from the specific practice of the Greek Code of Corporate Governance
Size and Composition of the Board:	The Board of EYATH consists of 2 independent non-executive members.
Special Practice 2.3	The independent members shall provide to the Board of Directors independent and unbiased views. At a later stage it will be investigated and evaluated the practice and its applicability in EYATH



Special Practice Greek Corporate Governance Code	Explanation / justification to deviate from the specific practice of the Greek Code of Corporate Governance
<p>Size and Composition of the Board: Special Practice 2.8</p>	<p>EYATH has currently adopted a specific diversity policy on the composition of the Board. The fact that is a Company participating indirectly the Greek State does not allow the avoidance of selection procedures and promotion executives provided for public bodies.</p> <p>However, the Company publishes the Corporate Governance Statement of the Board of Directors, indicating elements associated with issues of diversity (gender, experience, etc.).</p>
<p>Role and profile of the Chairman of the Board: Special Practice 3.1</p>	<p>In EYATH the role of the Chairman of the Board and the CEO are exercised by the same person. Generally, the functions of the Chairman and the Chief Executive are enacted in the Codified Articles of Association and other internal documents (Internal Regulation). However, it will explore the possibility of improving the quote of the powers of the CEO to the internal documents of the Company.</p>
<p>Role and profile of the Chairman of the Board: Special Practice 3.3</p>	<p>In EYATH the role of Chairman of the Board and the CEO are exercised by the same person and has not set as Vice Chairman an independent non-executive member of the Board.</p> <p>The decision to perform the duties of President of the Board by the CEO was taken by the Extraordinary General Meeting of shareholders convened on December 13, 2012. However, considering always the character of EYATH and its shareholder structure, the Company will consider in the next phase separation of powers of the Managing Director of the responsibilities of the Chairman of the Board and the exercise by a different person.</p>
<p>Role and profile of the Chairman of the Board: Special Practice 3.4</p>	<p>EYATH has not set an Independent Vice Chairman and therefore not headed in the evaluation of the Chairman of the Board and to the meeting of non-executive members.</p>
<p>Nomination Board members: Special Practice 5.1 / service</p>	<p>According to the Statute of EYATH the mandate of the Board shall be five years. This particular mandate serves the development and strategic planning of the Company and is not expected to decrease.</p>
<p>Nomination Board members: Special Practice 5.4 Specific Practice 5.5 Specific Practice 5.6, Advanced Practice 5.7</p>	<p>EYATH has not set up committee to nominate Board members.</p> <p>Given the particular nature of E.Y.A.Th and the legislation governing its operation the practice can be applied only to a limited extent.</p>
<p>Operation of the Board: Special Practice 6.1</p>	<p>There is no procedure regulation of the Board of EYATH. However, the Board of Directors of the Company recognizing the value of the regulation in the performance of his duties is expected to proceed in developing the relevant regulation.</p>
<p>Board Assessment: Specific Practice 7.1 Specific Practice 7.3</p>	<p>Up to the preparation of this statement there are no assessment procedures of the Board and its committees, in which the Chairman presides. Furthermore, the Board does not evaluate the performance of the Chairman, a process which should be presided by the independent Vice President or another independent non-executive member, in the absence of independent Vice Chairman.</p>
<p>The Governing Council's assessment is carried out by the General Meeting</p>	

Special Practice Greek Corporate Governance Code	Explanation / justification to deviate from the specific practice of the Greek Code of Corporate Governance
	of Shareholders.
Board Assessment: Specific Practice 7.2	<p>Non-executive directors do not convene periodically without the presence of executive members in order to assess the performance of executive directors and their remuneration. The remuneration of the Board members approved by the General Meeting of Shareholders.</p> <p>The evaluation of the Board is carried out by the General Assembly, but would consider the possibility of developing procedures that will allow an assessment of the functioning of the Board. The design of the evaluation process will be considered following the development of the Board procedure.</p>
Internal Control System: Advanced Practice 1.7	Up to the preparation of this statement it is not developed the Rules and Regulations of the Audit Committee. However, recognizing the value of the Regulation of the complete and effective performance of the duties of the Audit Committee members, it is expected to develop the relevant Regulation within the next year.
Level and structure of remuneration: Special Practice 1.1, Advanced Practice 1.10	All Board members are paid a fixed fee, while the executive members have a maximum level of fees. Therefore, it is not possible to connect to the corporate strategy and objectives of the Company, nor pay correlation to the performance of the executive members.
Level and structure of remuneration: Special Practice 1.4	The remuneration of each Executive Board member is approved by the General Assembly. The remuneration of the executive members of the Board are not generated after a proposal by the compensation committee, as in EYATH currently there is not an established remuneration committee (the reasons for non-recommendation are mentioned above).
Level and structure of remuneration: Special Practice 1.6, Advanced Practice 1.7 Specific Practice 1.8, Advanced Practice 1.9	In EYATH currently there is not an established remuneration committee (the reasons for non-recommendation are mentioned above).

II. Main characteristics of the Internal Control and Risk Management in relation to the procedure for drawing up the financial statements

The Company has adopted and applies procedures and policies in the total of its Managements, which are described in the Company Regulation of Operation, which are in essence safety valves, so as to ensure the correct depiction of the financial state and performance by the yearly report and the intermediate financial statements regarding:

- The identification and evaluation of existing risks with regards to the credibility of the financial statements.
- The managerial planning and monitoring with regards to financial figures.
- The prevention and disclosure of fraud.
- The determined responsibilities of members with regards to payment, collection and safety of Company assets procedures.
- The closing of the fiscal year procedures as well as those of drawing up the company and consolidated financial statements.

- The assurance of integrity and precision of the offered financial data from Company computer systems.

In particular, regarding risk management, a detailed report is included in the main body of the Board of Directors' Report.

III. Manner of Operation and General Shareholders Meeting, basic authorities, as well as description of shareholder rights and the way in which these rights can be practiced.

a) Manner of operation and General Shareholders Meeting authorities

The manner of operation of the General Shareholders Meeting and their authorities, as well as the shareholders rights and the way in which these rights can be practiced, are included in detail in articles 27 to 38 of the Company statute, which is available to the public in written form at the Company main offices.

The General Shareholders Meeting according to the statute is the highest instrument of management, that decides on every Company case and the General Meeting's legal decisions bind all shareholders.

The General Shareholders Meeting is assembled by the Board of Directors regularly at a time and place determined by the Board of Directors, within the first semester since the ending of each fiscal year.

The assembly of the General Meeting is called at least 20 days prior to the actual realization, by invitation which clearly mentions the time and place of the meeting, the daily agenda and the procedure required so that shareholders can have participation and voting rights.

The General Meeting assembles and is considered in quorum if 1/5 of the total capital stock is represented except for cases where an increased quorum of 2/3 of the total capital stock is required in accordance with the statute.

Shareholders, who participate in the General Meeting and have voting rights, elect a Chairman and Secretary. Daily agenda issues are then discussed and decisions are made on these issues by absolute majority.

For all the issues discussed, records are kept on the issues discussed and decided on, signed by the Chairman and the Secretary of the meeting.

The General Meeting is solely competent to decide on the below issues:

- a) The extension, change, merging or dissolution of the company
- b) The amendment of the statute after the permission of the Capital Market Committee
- c) The increase or decrease of capital stock
- d) The election of members of the BoD, the chartered auditors and evaluators
- e) The approval of the yearly financial statements
- f) The distribution of earnings

b) SHAREHOLDERS' RIGHTS

Shareholders rights as well as the rights of holders of minority shares are mentioned in the aforementioned articles of the statute.

Company shareholders rights which derive from company shares are in proportion with the percentage of capital to which the paid value of the share responds. Each share offers all rights

in accordance with E.L.2190/1920, as current and amended, and the company statute. In particular:

- The right to a dividend cut on Company yearly earnings. A percentage of 35% on the net earnings after deducting the regular reserves only is distributed each fiscal year to the shareholders as a dividend cut, while an additional cut is decided on in the General Meeting. Every shareholder, who is registered in the Company shareholder records, is entitled to a dividend cut on the date of dividend beneficiary determination. The dividend cut for each share is paid to the shareholder within two (2) months from the date the Regular General Meeting approved the Yearly Financial Statements. The when and how the dividend is paid are announced in the press. The right to the dividend is erased and the respective amount is transferred to the Greek state after five years from the ending of the fiscal year in which the dividend cut was approved by the General Meeting
- The preference right in each capital stock increase by the Company in cash payment and the acquisition of new shares
- The right to receive a copy of the Financial Statements and the Chartered Auditors' Reports and the Board of Directors' Report.
- The right to participate in the General Meeting, in particular in the following rights: legalization, presence, participation in discussions, suggestion submissions on daily agenda issues, registration of views in the records and voting rights
- The right to withdraw the contribution during the settlement or respectively the amortization of the capital that responds to the share if so decided by the General Meeting
- The General Meeting of Company Shareholders maintains all its rights during the settlement

Shareholders accountability is limited to the Nominal value of the owned shares.

IV. Composition and operation of the Board of Directors and other managerial, administrative or supervising bodies or committees.

a) Composition and operation of the Board of Directors

The Composition and operation of the Company Board of Directors are included in detail in articles 12 to 25 of the statute, as well as the internal regulation of the Company which is available to the public in printed form at the Company main offices. Up until the drawing up of the present statement, there is no committee for the selection of candidacy.

The Extraordinary General Meeting of the 13th of December 2012 voted the new Board of Directors for a five year term, which expires on the 13th of December 2017 and is composed of the following 11 members:

1. Konstantinos Kamakas, Chairman of the BoD, executive member
2. Penelope Rally, Vice President, executive member
3. Konstantinos Koutroukis, Vice President, executive member
4. Apostolos Apostolou, independent non executive member
5. Dimitrios Zakalkas, non executive member
6. Eleftheria Karachaliou, non executive member
7. Sotirios Karachalios, independent non executive member
8. Markos Tsafis, non executive member
9. Nikolaos Hadjiantoniou, non executive member
10. Georgios Archontopoulos, non executive member
11. Konstantinos Marioglou, non executive member

By decision the Board 335 / 13.11.2014 and after the elections of the company's union, Mr. Konstantinos Marioglou was replaced by Mrs. Parthena Theodoridou.

As provided in Article 13 of the Statute, the Board of Directors consists of seven (7) to eleven (11) members.

The figures on the percentage of the representation of each gender and age of the members of the Board and Senior Executives follow below:

Board of Directors	Number of people	%
Men	8	73%
Women	3	27%
Total	11	100%

The age span of the BoD members stands from 45 to 67 years old.

Managerial staff	Number of people	%
Men	8	89%
Women	1	11%
Total	9	100%

The age span of the Managerial staff stands from 52 to 67 years.

b) Independence of the BoD members

The two independent members of the Board of Directors meet all the requirements of the Code regarding dependence relationships.

c) Board of Directors Meetings

During the fiscal year, 1.1. – 31.12.2014, the Board of Directors assembled in 27 meetings in which all the above mentioned members of the Board of Directors participated either in person or by a legal representative. Out of 10 meetings there was absent one (1) non-executive member and on nine (9) meetings were absent two to three (2-3) non-executive members.

d) Committees of the Board of Directors

Control Committee

According to the internal regulation of the Company, a Control Committee operates in the Board of Directors, composed of:

- the non executive members of the BoD, Dimitrios Zakalkas, lawyer
- the independent non executive member of the BoD Apostolos Apostolou, economist
- and the independent non executive member of the BoD Soterios Karahalios, mechanical engineer

Chairman of Audit Committee is Mr. Dimitrios Zakalkas.

On the regular meetings of the above mentioned committee, realized during the fiscal period 1.1 – 31.12.2014, in which all above mentioned members participated in person, and during which they dealt with the following issues:

- i) the monitoring of the financial informing process for the fiscal year 2014 and of the 1st and 3rd quarters and 1st semester of 2014,
- ii) the monitoring of the effective operation of the internal control system and the risk management system, as well as the monitoring of the proper operation of the Director of the company Internal Control Service, Mr. Ioannis Kasioulas,
- iii) the monitoring of the course of mandatory audits of the respective financial statements by the chartered auditors Soterios Konstantinou (C.A Reg. No. 13671) and Konstantinos Koutroulos (C.A Reg. No. 25701)
- iv) the review and monitoring of issues regarding the presence and maintenance of the objectivity and independence of the above mentioned Chartered Auditors and the familiar auditing company GRANT THORTON HELLAS, regarding in particular the supply of other services as well to the Company.

The Audit Committee met a total of 4 times in the year.

e) Evaluation and payment of the members of the Board of Directors

Up until the drawing up of the present statement there is no payment committee and no evaluation procedures for the Board of Directors and its Committees.

The evaluation of the members of the BoD and the determination of their salaries as well as the salary of the Managing Director is performed by the General Meeting.

The members of the Board of Directors do not receive additional payment from the Company, with the exception of the Managing Director and the two non executive members of the BoD who represent employees.

According to Article 23 of the Statute, fees and allowances of the Board shall be determined by resolution of the Annual General Meeting of Shareholders excluding fees of Chairman and CEO are determined by the relevant legislation.

f) Management and Company members' behavior


All Management and Company members are obliged to fully abide by the Ethics and Professional Behavior Regulation of the Company, which is included in the Company Internal Regulation of Operation.

POST BALANCE SHEET EVENTS

There are no events post the 31th of December 2014 that could materially affect the financial position or the results of the Company for the year ended on that date, or other events which should be disclosed in the financial statements.

Thessaloniki, 30th of March 2015

For the Board of Directors



Nikolaos Papadakis	Penelope Ralli	Konstantinos Koutroukis
President & Chairman of the BoD I.D Card No: AK 869759	Vice Chairman of the BoD I.D Card No: AK 901780	Vice Chairman of the BoD. I.D Card No: Π 804011

INDEPENDENT AUDITOR'S REPORT

To the Shareholders of **WATER SUPPLY & SEWERAGE SYSTEMS COMPANY OF THESSALONIKI S.A**

Report on the Financial Statements

We have audited the accompanying separate and consolidated financial statements of WATER SUPPLY & SEWERAGE SYSTEMS COMPANY OF THESSALONIKI S.A. and its subsidiaries, which comprise the separate and consolidated Statement of Financial Position as at December 31, 2014, and the separate and consolidated Statement of Comprehensive Income, changes in equity and cash flows for the year then ended, and a summary of significant accounting policies and other explanatory information.

Management's Responsibility for the Financial Statements

Management is responsible for the preparation and fair presentation of these separate and consolidated financial statements in accordance with International Financial Reporting Standards as adopted by European Union, and for such internal control as management determines is necessary to enable the preparation of separate and consolidated financial statements that are free from material misstatement, whether due to fraud or error.

Auditor's Responsibility

Our responsibility is to express an opinion on these separate and consolidated financial statements based on our audit. We conducted our audit in accordance with International Standards on Auditing. Those standards require that we comply with ethical requirements and plan and perform the audit to obtain reasonable assurance about whether the separate and consolidated financial statements are free from material misstatement.

An audit involves performing procedures to obtain audit evidence about the amounts and disclosures in the separate and consolidated financial statements. The procedures selected depend on the auditor's judgment, including the assessment of the risks of material misstatement of the separate and consolidated financial statements, whether due to fraud or

error. In making those risk assessments, the auditor considers internal control relevant to the entity's preparation and fair presentation of the separate and consolidated financial statements in order to design audit procedures that are appropriate in the circumstances but not for the purpose of expressing an opinion on the effectiveness of the company's internal control. An audit also includes evaluating the appropriateness of accounting policies used and the reasonableness of accounting estimates made by management, as well as evaluating the overall presentation of the separate and consolidated financial statements.

We believe that the audit evidence we have obtained is sufficient and appropriate to provide a basis for our audit opinion.

Opinion

In our opinion, the accompanying separate and consolidated financial statements present fairly, in all material respects, the financial position of the Company WATER SUPPLY & SEWERAGE SYSTEMS COMPANY OF THESSALONIKI S.A. and its subsidiaries as at December 31, 2014, and of their financial performance and their cash flows for the year then ended in accordance with International Financial Reporting Standards that have been adopted by the European Union.

Report on Other Legal and Regulatory Requirements

- a) The Board of Directors' Report includes a statement of corporate governance that provides the information required by Paragraph 3d of Article 43a of Law 2190/1920.
- b) We verified the agreement and correspondence of the content of the Board of Directors' Report with the attached separate and consolidated Financial Statements, in the scope of the requirements of Articles 43a and 37 of Law 2190/1920.

Athens, 31th March, 2015

The Chartered Accountant

Sotiris Constantinou

I.C.P.A. Reg 13671

The Chartered Accountant

Kostas Koutroulos

I.C.P.A. Reg 25701



Ορκωτοί Ελεγκτές Σύμβουλοι Επιχειρήσεων
Ζεφύρου 56, 17564 Παλαιό Φάληρο
Α.Μ. ΣΟΕΛ 127

Balance Sheet

	Note	GROUP		COMPANY	
		31/12/2014	31/12/2013	31/12/2014	31/12/2013
Fixed Assets					
Non Current Assets					
Tangible Assets	7	80.652	80.872	80.653	80.872
Intangible Assets	8	146	94	146	94
Participations in Subsidiary Companies	9	-	-	60	60
Postponed Tax Claims	26	4.756	5.596	4.756	5.596
Other Long Term Claims	10	1.532	1.762	1.532	1.762
Total Fixed Assets		87.087	88.324	87.147	88.384
Current Assets					
Inventories	11	1.274	1.711	1.274	1.711
Customers & other Claims	12	50.707	47.997	50.783	48.068
Cash & Cash Equivalent	13	50.305	53.588	49.911	53.365
Total Current Assets		102.286	103.296	101.967	103.144
TOTAL ASSETS		189.373	191.620	189.115	191.528
OWNER'S EQUITY					
Equity Capital & Reserves					
Equity Capital	14	40.656	40.656	40.656	40.656
Adjustments from equity issue above par	14	2.830	2.830	2.830	2.830
Reserves	15	26.865	28.495	29.134	28.479
Profit (Loss) carried forward		75.433	64.214	70.593	64.040
Total Owner's Equity Capital		145.784	143.363	145.481	143.212
LIABILITIES					
Long Term Liabilities					
Provisions for Staff allowances	16	3.345	2.796	3.345	2.796
Risk provisions	17	7.058	7.423	7.058	7.423
State subsidies	18	3.117	3.42	3.117	3.420
Other Long Term Liabilities	19	13.380	13.126	13.380	13.126
Total Long Term Liabilities		26.899	26.765	26.899	26.765
Short Term Liabilities					
Suppliers & Other Liabilities	20	10.183	13.969	10.286	14.027
Short Term Tax Liabilities	21	6.507	7.523	6.449	7.523
Total Short Term Liabilities		16.690	21.492	16.734	21.550
Total Liabilities		43.586	48.257	43.633	48.315
TOTAL OWNER'S EQUITY & LIABILITIES		189.373	191.62	189.115	191.528

Notifications in pages 27 to 70 are an indispensable part of the financial statements

Income Statement

	Note	GROUP		COMPANY	
		01/01-31/12/2014	01/01/-31/12/2013	01/01-31/12/2014	01/01/-31/12/2013
Turnover		73.693	72.299	73.693	72.299
Less: Cost of Goods Sold	22	(45.425)	(46.479)	(46.806)	(45.778)
Gross Profit Margin		26.268	25.821	26.886	26.522
Other Operational Income	23	3.392	3.418	3.290	3.318
		29.660	29.238	30.177	29.840
Distribution Expenses	22	(6.749)	(5.004)	(7.381)	(5.644)
Administration Expenses	22	(3.437)	(4.245)	(3.456)	(4.176)
Research & Development Expenses	22	(286)	(306)	(359)	(344)
Operational Expenses	23	(828)	(3.947)	(828)	(3.942)
Operational Results		18.361	15.736	18.152	15.734
Financial Expenses	24	1.972	1.96	1.971	1.957
Operational Income		20.333	17.696	20.122	17.692
Investment Income		-	-	-	38
Earnings Before tax		23.333	17.696	20.122	17.730
Income Tax	25	(6.950)	(4.621)	(6.892)	(4.616)
Earnings After Tax		13.383	13.075	13.230	13.114
Distributed to:					
Parent Company Owners		13.383	13.075	13.320	13.114
Minority Owners		-	-	-	-
Other Total Income After Tax					
Amounts that will not be accounted at a later stage to Income Statement					
Actuarial Results		(456)	(26)	(456)	(26)
Total Income After Tax		12.927	13.049	12.774	13.088
Distributed to:					
Parent Company Owners		12.927	13.049	12.774	13.088
Minority Owners		-	-	-	-
Earnings Per Share (€)					
Basic	26	0.3687	0.3602	0.3645	0.3613

Notifications in pages 27 to 70 are an indispensable part of the financial statements

Equity Changes

Group Equity Changes

	Share Capital	Share Premium	Ordinary Reserves	Other Reserves	Profits Carried Forward	Total
Balance carried forward on the 01.01.2014 according to I.F.R.S.	40.656	2.830	9.234	19.914	70.729	143.363
Profits for the period 01/01-31/12/2014	-	-	646	-	12.736	13.383
Other total income for the period after tax 01/01-31/12/2014	-	-	-	-	(456)	(456)
Distributed Dividend	-	-	-	(2.980)	(7.575)	(10.505)
Balance carried forward on the 31.12.2014 according to I.F.R.S.	40.656	2.830	9.880	16.984	75.434	145.785
Balance carried forward on the 01.01.2013 according to I.F.R.S.	40.656	2.830	7.690	19.914	53.563	124.653
Profits for the period 01/01-31/12/2013	-	-	654	-	12.421	13.075
Other total income for the period after tax 01/01-31/12/2013	-	-	-	-	(26)	(26)
Distributed Dividend	-	-	-	-	(5.881)	(5.881)
Balance carried forward on the 31.12.2013 according to I.F.R.S.	40.656	2.830	9.234	19.914	70.729	143.363

Company Net Worth Changes

	Share Capital	Share Premium	Ordinary Reserves	Other Reserves	Profits Carried Forward	Total
Balance carried forward on the 01.01.2014 according to I.F.R.S.	40.656	2.830	9.219	19.914	70.594	143.213
Profits for the period 01/01-31/12/2013	-	-	639	-	12.592	13.230
Other total income for the period 01/01-31/12/2014	-	-	-	-	(456)	(456)
Distributed Dividend	-	-	-	(2.980)	(7.575)	(10.505)
Balance carried forward on the 31.12.2014 according to I.F.R.S.	40.656	2.830	9.858	16.984	75.155	145.482
Balance carried forward on the 01.01.2013 according to I.F.R.S.	40.656	2.830	7.680	19.914	53.475	124.555
Profits for the period 01/01-31/12/2013	-	-	654	-	12.460	13.114
Other Total Income for the period 01/01-31/12/2013	-	-	-	-	(26)	(26)
Distributed Dividend	-	-	-	-	(5.881)	(5.881)
Balance carried forward on the 31.12.2013 according to I.F.R.S.	40.656	2.830	9.219	19.914	70.594	143.212

Notifications in pages 27 to 70 are an indispensable part of the financial statements

Cash Flow

Indirect Method

	Note	GROUP		COMPANY	
		01/01-31/12/2014	01/01/-31/12/2013	01/01-31/12/2014	01/01/-31/12/2013
Cash Flows from Operating Activities					
Profit/(Loss) before tax (continued operations)		20.333	17.696	20.122	17.730
Plus (minus) adjustments for :					
Depreciation	7&8	6.200	6.115	6.181	6.115
Depreciations of state subsidies' fixed assets	18	(320)	(327)	(320)	(327)
(Profit)/Loss for sale of fixed assets		-	(506)	-	(506)
Provision		6.145	2.926	6.145	2.926
Participation Income		-	-	-	(38)
Interest and related (income)/expenses	24	(1.972)	(1.960)	(1.971)	(1.957)
		30.386	23.944	30.157	23.942
Decrease / (increase) of Inventories					
		(761)	(170)	(761)	(170)
Decrease / (increase) of customers & claims					
		(7.662)	15.32	(7.667)	15.366
Increase / (decrease) of customers & liabilities (except bank loans)					
		(3.251)	(10.383)	(3.189)	(10.295)
Decrease / (Increase) of other long term claims					
		230	(1.108)	230	(1.108)
(Less):					
Interest paid and related expenses paid					
		(49)	(59)	(48)	(59)
Tax paid					
		(7.555)	(4.696)	(7.555)	(4.696)
Net Cash inflows / (outflows) from operating activities (a)					
		11.337	22.848	11.167	22.980
Cash Flow from Investing Operations					
Purchase of fixed assets	7	(5.930)	(5.361)	(5.930)	(3.262)
Purchase of non fixed assets	8	(91)	(37)	(91)	(23)
Sale of fixed assets		19	7.102	19	-
Dividend received		1.873	1.982	1.871	2.846
Interest received		(4.129)	3.686	(4.130)	3.683
Total inflow / (outflow) from investment operations (b)					
Cash Flow from Financial Operations					
Loan paid		-	(142)	-	(142)
Income from subsidies		17	98	17	98
Dividend paid		(10.509)	(5.887)	(10.509)	(5.877)
Total inflow / (outflow) from financing operations (c)					
		(10.492)	(5.921)	(10.492)	(5.921)
Net increase / (decrease) in cash & cash equivalent of					
		(3.284)	20.612	(3.455)	20.742
Cash & Cash equivalent at the beginning of the period					
		53.588	32.976	53.365	32.623
Cash & Cash equivalent at the end of the period					
	13	50.305	53.588	49.911	53.365

Notifications in pages 27 to 70 are an indispensable part of the financial statements



NOTES ON THE FINANCIAL STATEMENT

1. GENERAL INFORMATION ON THE GROUP AND THE COMPANY

«**THE WATER SUPPLY AND SEWERAGE SYSTEMS COMPANY OF THESSALONIKI S.A.** » under the trade name E.Y.A.TH. S.A (or the Company) supplies water supply and sewerage services. Also, the Group, through the subsidiary company «EYATH Services S.A», aims to provide services besides those of the parent company, and any kind of telecommunication services and to become active in the production and sale of electricity.

Board of Directors:

1. Nikolaos Papadakis, President & Chairman of the BoD, executive member
2. Penelope Ralli, Vice Chairman, executive member
3. Apostolos Koutroukis, Vice Chairman, executive member
4. Apostolos Apostolou, independent non executive member
5. Dimitrios Zakalkas, non executive member
6. Eleftheria Karachaliou, non executive member
7. Sotiris Karachalios, independent, non executive member
8. Markos Tsafis, non executive member
9. Nokos Hadjiantoniou, non executive member
10. Georgios Archontopoulos, non executive member
11. Parthena Theodoridou, non executive member

Headquarters: 127 Egnatia Street
54 635, Thessaloniki
Greece

Joint Stock Companies

Reg. No.: 41913/ 06/ B/ 98/ 32

Auditing Company : GRANT THORNTON AE
Zefyrou 56
175 64 Palaio Falyro
Athens, Greece
A.M.ΣΟΕΛ 127

The Company shares negotiate in the High Capitalization Category of the Athens Stock Exchange.

2. BASE FOR DRAWING UP THE FINANCIAL STATEMENTS

2.1 Framework for drafting of the financial statements

The present financial statements have been drafted according to the International Standards for Financial Informing (ISFI), including the International Accounting Standards (IAS) and interpretations as issued by the Board for the International Accounting Standards, adopted by the European Union up until the 31st of December 2014. The basic accounting principles applied in drawing up the financial statements for the fiscal year that ended on the 31st of December 2014, are the same as those applied in drawing up the financial statements for the fiscal year that ended on the 31st of December 2013 and are described in those statements. When deemed necessary, the comparative data have been re classified so as to agree with any likely changes in the presentation of the data of the present fiscal period. Any differences likely to occur between funds in the financial statements and the respective funds in the notes are due to roundings of funds.

The financial statements have been drawn up based on the principle of historical cost as announced in the below accounting principles the company follows and approved by the BoD on the 30.03.2015.

The drawing up of the financial statements in accordance with the ISFI's requires that certain evaluations and acceptances be adopted. It also requires that Management exercises good judgment when applying the accounting principles of the Company. The areas more likely to call for a higher degree of judgment or complexity, or the areas where assessments and evaluations are important in the financial statements, are mentioned below in note 5.

New standards, interpretations and alteration of standards: Particular new standards, alterations thereof and interpretations have been issued, which are mandatory for the accounting fiscal periods beginning 01.01.2014 or later. The group's estimation regarding the effect from the application of these new standards and interpretations are listed below.

2.2 Standards and Interpretations compulsory for the current fiscal period

Standards and Interpretations effective for the current financial year

IAS 32 (Amendment) «Financing means: Presentation»

This modification to the application guidance of IAS 32 provide clarification on some requirements for offsetting financial assets and liabilities in the statement of financial position.

Group of Standards according to the consolidation of joint agreements

IFRS published five new standards on the consolidation and joint agreements: IFRS 10, IFRS 11, IFRS 12, IAS 27 (Amendment), IAS 28 (Amendment). These standards do apply on the annual accounts of the Group. The main conditions of these standards are the following:

IFRS 10 «Consolidated Financial Statements»

IFRS 10 replaces in full the directives concerning the control and the consolidation, arising from IAS 27 and in SIC 12. The new standard changes the definition of the control as definitive factor in order for the decision to be taken whether an economic entity should be consolidated. The standard provides extensive interpretations on the different ways an economic entity (investor) can control another

economic entity (investment). The revised definition of the control focused on the need for a simultaneous right (the ability to define the actions affecting the returns) and the variables (positive, negative or both) for control. The new standard provides interpretations on the collective rights and protective rights, as well as the agent relationships. The Group must apply those alterations on the date specified for application.

IFRS 11 «Joint Agreements»

IFRS 11 provides a realistic treatment of the joint agreements focusing on the right and obligations, on their legal form. The types of the agreements are two: the joint agreements and the consortiums. The method of the proportional consolidation is not allowed. The participants do apply the consolidation on the equity basis. The economic entities that participate in the joint controlled activities do apply a similar financial treatment according to the one applied currently by the participant on commonly controlled assets or activities. The standard provides interpretations on the participants of joint agreements, without common control. The group will apply those changes on the day that these changes become applicable.

IFRS 12 «Disclosure of interests in other entities»

IFRS 12 refers to the required acknowledgments of an economic entity, including the important judges and assumptions, which allow the readers of the financial statements to evaluate the nature, the risks and the economic consequences regarding the participation of an economic entity to subsidiaries, affiliated, joint agreements and non consolidated structured entities. An economic entity has the ability to come forward with some or all of the above acknowledgements without the obligation to apply IFRS 12 in its full, or the IFRS 10 or 11 or the amended IAS 27 or 28.

IAS 27 (Amendment) «Company Financial Statements»

This Standard was published simultaneously with IFRS 10 and in combination, those two replace the standards IAS 27 «*Consolidated and Company Financial Statements*». The amended IAS 27 defines the accounting handling and the necessary acknowledgments regarding the participations in subsidiaries, consortiums and affiliated when an economic entity prepares company financial statements. Also, the Board of Directors transferred into IAS 27 the terms of IAS 28 «*Investments in Affiliated Companies*» and those of IAS 31 «*Participations in Consortiums*» regarding the company financial statements. The Group will apply those changes on the date that these become applicable.

IAS 28 (Amendment) «Investments in Associates»

IAS 28 replaces IAS 28 «*Investments in Affiliated Companies*». The aim of this Standard is to define the accounting handling concerning the investments on affiliated companies and to quote the obligations for the application of the equity position and the accounting on investments on affiliated and consortiums, as arising from the publication of IFRS 11.

IFRS 10, IFRS 11 and IFRS 12 (Amendment) "Consolidated financial statements, joint arrangements and disclosure of interests in other entities: Instructions transition" (effective for annual periods beginning on or after 1 January 2014)

The amending Directives transition to IFRS 10, 11 and 12 provide guidance on directions to IFRS 10 and reduces the requirements for providing comparative information for the disclosures of IFRS 12 only for the period immediately preceding the first annual period in which it is applied IFRS 12. Comparative information for disclosures relating to interests in unconsolidated entities (structured entities) is not required. The amendments have not yet been adopted by the European Union.

IAS 36 (Amendment) "Disclosures on recoverable value of non-financial assets"

This alteration requires: a) the disclosure of the recoverable amount of an asset or cash-generating unit (CGU) when is recognized or when an impairment loss is reversed and b) detailed disclosures about the fair value less selling costs when an impaired loss is recognized or reversed. It also removes the requirement to publicize the recoverable amount when a CGU containing goodwill or intangible assets with an indefinite useful life and no impairment. The amendment has not been adopted yet by the European Union.

IAS 39 (Amendment) «Financial Means: Recognition and measurement »

This modification allows for the continuation of hedge accounting when a derivative that is designated as a hedging instrument, renewed legal (novated) to be cleared by a central counterparty as a result of laws or regulations, provided certain conditions are met. This amendment has not been adopted yet by the European Union.

The amendments have no impact on the consolidated and company financial statements.

Standards and Interpretations mandatory for subsequent periods

IFRS 9 "Financial Instrument" and later amendments on IFRS 9 and IFRS 7 (effective for annual periods beginning on or after January 1, 2018)

IFRS 9 replaces the portion of IAS 39 relating to the classification and measurement of financial assets and financial liabilities. The IASB also issued IFRS 9 hedge accounting, the third phase of the project to replace IAS 39, which establishes a hedging approach based on principles and addresses inconsistencies and weaknesses in the current model of IAS 39, the Group is currently assessing the impact of IFRS 9 on its financial statements. IFRS 9 can not be applied earlier than the Group because it has not been adopted by the European Union.

IFRS 15, "Revenue from Contracts with Customers" (effective for annual periods beginning on or after January 1, 2017)

IFRS 15 was issued in May 2014. The purpose of the standard is to provide a single, comprehensible model for the recognition of revenue from all contracts with customers in order to improve comparability between companies in the same industry, different industries and different markets. Includes the principles that should apply to an entity to determine the amount of revenue and the timing of the recognition. The basic principle is that an entity would recognize revenue in a way that depicts the transfer of goods or services to customers in the amount it expects to be entitled in exchange for those goods or services. The Group is currently assessing the impact of IFRS 15 on its financial statements. The standard has not yet been adopted by the European Union.

IFRIC 21 "Contributions" (effective for annual periods beginning on or after June 17, 2014)

This interpretation defines the accounting treatment of payment of levy imposed by the government and not an income tax. This interpretation clarifies that the obligating event basis which should form the obligation to pay the levy (one of the criteria for liability recognition under IAS 37) is the energy as described in the relevant legislation which causes the payment of the levy. This interpretation may have resulted in the recognition of an obligation later than is currently the case, in particular in relation to levies imposed as a result of conditions that apply to a specific date.

IAS 19 (Amendment) «Employee Benefits» (applicable on the annual financial statements starting on or after the 1st of July 2014)

The limited scope amendment applies to employee contributions or third parties in defined benefit plans and simplify the accounting of contributions when they are independent of the number of years that the work is, for example, employee contributions are calculated based on a fixed percentage of salary. The amendment has not yet been adopted by the European Union.

IFRS 11 (Agreement) «Joint Agreements» (effective for annual periods beginning on or after 1 July 2016)

This amendment requires an investor to apply the acquisition method when acquiring participation in a joint activity is a 'now'. The amendment has not yet been adopted by the European Union.

IAS 16 and IAS 38 (Amendment) "Clarification of method allows Damping" (effective for annual periods beginning on or after January 1, 2016)

This amendment clarifies that the use of methods based on revenue are not suitable for the calculation of depreciation of an asset and also clarifies that the revenue is not considered a suitable basis for measuring the consumption of economic benefits embodied in an intangible asset. These amendments have not yet been adopted by the European Union.

IAS 27 (Amendment) "Separate Financial Statements"(effective for annual periods beginning on or after 1 July 2016)

The amended prescribes the accounting and disclosure requirements for investment in subsidiaries, joint ventures and associates when an entity prepares separate financial statements. The amendment has not yet been adopted by the European Union.

IFRS 10 and IAS 28 (Amendment) "sale or contribution of assets between an investor and an associate or joint venture" (effective for annual periods beginning on or after January 1, 2016)

Amendments to settle in an inconsistency between the provisions of IFRS 10 and IAS 28 on the sale or contribution of assets between an investor and an associate or joint venture. The main effect of the changes is recognized that the entire gain or loss of a transaction that includes an activity (whether in the form of a subsidiary or not). Partial profit or loss is recognized when the transaction includes assets that do not constitute a business, even if these assets are in the form of a subsidiary. The amendments have not yet been adopted by the European Union.

IAS 1 (Amendment) "Disclosures" (effective for annual periods beginning on or after January 1, 2016)

The amendments clarify the instructions of IAS 1 on the concepts of materiality and concentration, presentation of subtotals, the structure of financial statements and disclosures of accounting policies. The amendments have not yet been adopted by the European Union.

IFRS 10, IFRS 12 and IAS 28 (Amendment) "Investment Companies: Application of exemption from compulsory consolidation" (effective for annual periods beginning on or after January 1, 2016)

The amendments clarify the application of the exemption for investment companies and their subsidiaries from consolidation obligation. The amendments have not yet been adopted by the European Union.

Annual Improvements to IFRS 2012 (effective for annual periods beginning on or after 1st February 2015)

The following amendments describe the major changes involved in seven IFRS as a consequence of the results of the 2010-12 cycle of annual improvements project of the IASB. These changes have not yet been adopted by the European Union.

IFRS 2 "Share -based payment of shares"

The amendment clarifies the definition of a 'vesting condition' and the discretely states the term 'performance condition' and the 'the terms of service'.

IFRS 3 " Business Merger"

The amendment clarifies that the liability for contingent consideration which meets the definition of a financial asset is classified as a financial liability or equity item based on the definitions in IAS 32 "Financial Instruments: Presentation". It also clarifies that any contingent consideration, financial and non-financial, that is not an item of equity measured at fair value through profit or loss.

IFRS 8 "Operating Segments"

The amendment requires disclosure of estimates made by management regarding the aggregation of operating segments.

IFRS 13 " Fair Value Measurement"

The amendment clarifies that the standard does not preclude the possibility of measuring short-term assets and liabilities in the amounts of invoices in cases where the effect of discounting is insignificant.

IAS 16 "Property and equipment" and IAS 38 " Intangible Assets"

Both standards have been amended to clarify the way we treat the gross carrying amount of the asset and the accumulated depreciation when an entity following the revaluation.

IAS 24 " Related Party Disclosures"

The model was modified to include a related party one company that provides basic services manager the entity or parent entity.

Annual Improvements to IFRS 2013 (effective for annual periods beginning on or after 1st January 2015)

The following amendments describe the major changes involved in four IFRS as a consequence of the results of the 2011-13 cycle of annual improvements project of the IAS. These changes have not yet been adopted by the European Union.

IFRS 3 " Business Combinations"

The amendment clarifies that IFRS 3 does not apply to accounting for the formation of any joint activity basis of IFRS 11 on its financial statements of the joint activity.

IFRS 13 " Fair Value Measurement"

The amendment clarifies that the exemption provided by IFRS 13 for a portfolio of financial assets and liabilities ('portfolio exception') apply to all contracts (including non- financial contracts) within the scope of IAS 39/IFRS 9.

Annual Improvements to IFRSs 2014 (effective for annual periods beginning on or after January 1, 2016)

The amendments set out below describe the key changes in four IFRS. The amendments have not yet been adopted by the European Union.

IFRS 5 "Non-current assets held for sale and discontinued operations"

The amendment clarifies that when an asset (or disposal group) is reclassified from "held for sale" to "held for distribution", or otherwise, does not constitute a change in the plan for sale or distribution and not be accounted for as a change.

IFRS 7 "Financial Instruments: Disclosures"

The amendment adds specific instructions to help management determine whether the terms of an agreement for service of a financial asset that is transferred constitute continuing involvement and specifies that the additional disclosures required by the amendment to IFRS 7

"Disclosures - Offsetting financial assets and liabilities" is not required for all interim periods, unless required by IAS 34.

IAS 19 "Employee Benefits"

The amendment clarifies that when the discount rate is determined for the personal benefit obligations after leaving the service, the importance of the currency in which the liabilities are presented and not the country in which they arise.

IAS 34 "Interim Financial Reporting"

The amendment clarifies the meaning of "information disclosed elsewhere in the interim financial report" referred to in the standard.

3. MAIN ACCOUNTING PRINCIPLES

3.1 Investments on subsidiaries

Subsidiaries are the companies on which the Group controls. The parent company acquires control through voting rights. The existence of potential voting rights that can be exercised when financial statements are drawn up is taken into consideration so as to file whether the parent company has control over the subsidiaries. Subsidiaries are fully integrated (full integration) using the method of acquisition from the date control of the subsidiaries is acquired and cease to integrate on the date that such control no longer exists.

The acquisition of a subsidiary from the Group is amortized based on the method of purchase. The acquisition cost of a subsidiary is the reasonable value of the assets given, the issued stocks and the liabilities taken over on the day of transaction, plus any prospective cost directly connected to the transaction. The personalized assets, liabilities and possible liabilities acquired during a business merging, are considered during the acquisition in their reasonable values, regardless of the percentage of participation. The cost of purchase besides the reasonable value of the side elements acquired is registered as goodwill. Should the total purchase cost be lower than the reasonable value of the side elements acquired, the difference is directly registered in the results.

Intra company transactions, balances and non realized profits from transactions between Group companies are erased. The unrealized losses are also erased but are taken into consideration as an indication of the amortization of the transferred asset. The accounting principles of the subsidiaries have been altered, when deemed necessary, so as to be in unison with those adopted by the Group.

Investments on subsidiaries on individual financial statements of the parent company are valued in the acquisition cost less any probable accumulated compensation losses.

3.2 Base for Integration:

The integrated financial statements are composed of the financial statements of the parent company and the Group's subsidiaries. In the below board, subsidiary companies which were included in the integration are presented together with the respective participation percentages, the base country as well as the activity for each subsidiary.

COMPANIES	% GROUP	COUNTRY	OPERATION
EYATH S.A.	PARENT	GREECE	Water Provision & Sewerage Systems
EYATH SERVICES S.A.	100%	GREECE	Provision of Water & Sewerage Services, Telecom Services & Production/Sale of Electric Power

3.3 Tangible fixed assets

Tangible fixed assets are presented in cost of acquisition less the accumulated amortizations and any likely depreciation. The cost of acquisition includes all the directly involved expenses regarding the acquisition of the assets. Later expenses are registered as an additional accounting value of the tangible fixed assets or as a separate fixed amount only if there is the possibility that the future financial benefits flow in the Group and their cost can be accurately be measured. The cost of repairs and maintenance is registered in results when realized.

The fields and lots are not depreciated. The depreciation of other assets of the tangible fixed assets is estimated on the basis of the constant depreciation method, throughout the estimated useful life of assets, so as to diminish cost to its residual value as follows:

Buildings and technical works	40 years
Machinery and installations	5-24 years
Transportation means	5-14 years
Furniture and other equipment	3-14 years

The residual values and the useful lives of the tangible assets are liable to review in every annual balance-sheet. When the book values of the tangible assets exceed their repossession value, the adjustments (depreciation) are registered as expenses in the results.

During the sale of the tangible fixed assets, the balances between the part that is received and the accounting value are registered as earnings or losses in the results. Financial expenses regarding the construction of assets are capitalized for the time period required until the completion of the construction. All other financial expenses are identified in the results for the fiscal period.

3.4 Intangible assets

3.4.1 Software

Software concerns the purchase or cost of privately owner output of software such as payroll, materials, and services as well as every expense that has been realised during the development of software in order the latter to be put in use. The expenses that strengthen or expand the efficacy of software beyond their initial specifications are acknowledged as capital expense and they are added in the initial software cost.

The depreciations of software burden the results account with the method of constant depreciation, throughout their useful life. The estimated duration of their useful life is 6 years.

3.4.2 Product Research and Development Cost

The product research and development cost is discounted as it takes place. Development expenses mainly regard the development of new products and production methods. The costs regarding the development of a special program are identified as intangible assets only when the requirements of the IAS38 “Intangible assets” are met.

3.5 Depreciation of the value of assets

The intangible and tangible assets and other non current assets are examined for any depreciation loss, whenever facts or change of circumstances show that their book value cannot be repossessed. Whenever the book value of any asset exceeds its sum of repossession, its corresponding depreciation loss is registered in the gain of the fiscal year. The repossession value of an asset is the highest sum between the estimated net price of sale and the value of its use. Net value of sale is considered the feasible revenue from the sale of an asset in the framework of mutual transaction, in which the parties have complete knowledge and act willingly, after the deduction of any additional direct cost of disposal of this asset. Value of use is the current value of the estimated future cash flows that are expected to be realised from the continuous use of the asset and from its disposal at the end of his useful life. If does there is no possibility to estimate the repossession sum of the asset, for which there is evidence of depreciation of its value, then the repossession sum of unit that creates cash flows, in which the asset belongs, is determined.

Loss reversal entry of the depreciation of the value of an asset that was entered in the previous years, taken place only when there are adequate evidence that this depreciation exists no more or has been decreased. In this case, the above mentioned cross-entry is acknowledged as income.

3.6 Reserves

Reserves are presented in their lowest value between the acquisition or production cost and their liquid value. Cost is determined using the method of monthly weighed average. Financial expenses are not included in the expenses for the acquisition of the reserves. Net liquid value is estimated based on the current price of sale for the reserves, in the frame of usual activity decreased by the sale expenses per case.

In particular, the reserves of stock spare parts, bought during the purchase of machinery stage, are considered an indispensable part of the machinery’s value and they are amortized along with the machinery, while the replacements of used spare parts are expended at the time of their purchase. The expendable material for the maintenance of the machinery and the general spare parts are included in the reserves and included in expenses at the time they are consumed.

3.7 Customer and other claims

Customer claims are initially listed in their reasonable value and later assessed in unamortized cost with the use of real interest, minus the impairment damages. The impairment damages (losses from bad claims) are identified only when there is objective proof that the Group and Company are not in a position to collect all amounts that are due according to contract terms. The impairment damage amount is the difference between the accounting values of the claims and the present value of the estimated future cash flows, discounted with real interest. The impairment damage amount is listed as expenses in the results statement in the Total Revenues budget “Distribution Expenses”. Any deletion of doubtful claims balance is charged in the

existing provision for doubtful claims. To delete doubtful claims balances which exceed the formed provision, the results are burdened. In case of deleted doubtful claim the amount is registered as revenue in the results of the fiscal period during which it was received.

3.8 Cash Flows

Reserve assets include the cash flows balances, such as sight deposits and short-term fixed deposits. Bank overdrafts payable on first demand and an indispensable part of the Group and Company's management of available assets and are included for cash flow statements draft purposes as a component of the cash flows.

3.9 Capital Stock

Expenses paid to third parties regarding the issuance of new stocks appear in the equity capital less the respective tax, as a decrease in capital above par.

During the acquisition of own stocks, the paid price, including the relative expenses, is depicted less the equity capital.

3.10 Loans

All loans are initially listed in fair value, less the acquisition expenses of the loans. Loans are later amortized in the amortized acquisition value using the method of discount rate. Any difference between the supply (less the acquisition cost) and the payment value is identified in the results statement at the duration of the loans.

3.11 Income tax

Current and deferred income taxes are calculated based on the respective funds of the financial statements in accordance with the tax laws in Greece. The current income tax regards, taxation on the taxed earnings of the Group and the Company as re adjusted according to what the tax law requires and calculated based on the current tax factor.

The deferred taxation is calculated using the liability method in all temporary tax differences at the balance sheet date between the tax base and the accounting value of the assets and the liabilities.

The expected tax impact from the temporary tax differences are determined and appear either as future (deferred) tax liabilities or as deferred tax claims.

Deferred tax claims are registered for all deducted temporary differences and the transferred tax damages, to the extent that they are expected to produce earnings that can be taxed, against which the deducted temporary difference can be exploited.

The accounting value of the deferred tax claims is revised at each balance sheet date and decreased to the degree where it is no longer expected to produce adequate taxable earnings against which part of or the total of the deferred tax claims can be used.

The current tax claims and liabilities for the current and the previous fiscal periods are amortized to the amount that will be paid to the tax authorities (or acquired by them), with the use of tax rates (and tax laws) that have been established until the Balance Sheet date.

3.12 Dividends

Paid dividends are presented as a liability at the time they are approved by the general stockholders meeting.

3.13 Provisions for benefits to employees

The Group and Company obligation towards their employees for the future payment of benefits depending on their time of service, is measured and presented based on the right that is expected to be paid at the balance sheet date, discounted at the present value in relation to the estimated time of payment.

The relevant liability is calculated based on the financial and actuarial admissions and are determined using the Projected Unit Method. The net retirement cost of the fiscal period are included in the payroll cost in the attached results statement and include the present value of the benefits for the fiscal period, the interests on the benefits liability, the cost of previous service, the actuarial profit or losses and any other additional retirement cost.

Water Supply

The group provides water supply to employees during their employment and in retirement. The right to such benefits usually is given on condition that the employee remains in service until retirement age and completing a minimum time period of service. The expected costs of these benefits is accrued over the period of employment of the worker, using the same accounting methodology to that for defined benefit plans. Actuarial gains and losses arising from experience adjustments and changes in actuarial assumptions are recognized in other comprehensive income in the year they are incurred. The obligation for these benefits is calculated annually by independent actuaries.

3.14 Provisions for extraordinary liabilities and charges

Provisions are recognized when the Group has a legal or constructive obligation as a result of a past event and it is probable that an outflow of resources to settle the obligation, and can make a reliable estimate of the amount.

Provisions are reviewed at each year end and adjusted to reflect the best possible estimations and when deemed necessary are discounted based on a pre-tax discount rate. Contingent liabilities are not recognized in the financial statements but are disclosed unless the possibility of an outflow of resources embodying economic benefits is remote. Contingent assets are not

recognized in the financial statements but disclosed when an inflow of economic benefits is probable.

3.15 Grants

The grants are initially recognized at their nominal value when there is reasonable assurance that the grant will be received and that the Company will comply with all attached conditions. Grants for current expenses are recognized in the income statement over the period necessary to match them with the costs that they are intended to compensate. Grants relating to the purchase of tangible fixed assets (fixed assets) are included in current liabilities as deferred income and recognized as income and are transferred to the income statement during the useful life of the subsidized asset.

3.16 Financial tools

The Group's basic financial tools are cash, bank deposits and short term claims and liabilities. Given the short term nature of these tools, the Group's management believes that their reasonable value basically identifies with the value presented in the accounting books. Moreover, management believes that the interest rates paid in relation to the loans, equal the current reasonable market rates and therefore, there are no prerequisites for any adjustment of the value presented for these liabilities. The Group does not use financial derivatives.

3.17 Revenue identification

3.17.1 Sales of products

Revenues from the sale of products are identified when the important risks and benefits of ownership are transferred to the buyer. Revenues from the supply of services are based on the completion stage, determined by the mention until now to the supplied services, as a percentage on the total supplied services.

3.17.2 Revenues from interests

Interest revenues are identified on a base of time relation, considering the balance of the initial amount and the fiscal period rate until the end of the fiscal period, when it is determined that such revenues will be payable to the Group.

3.17.3 Revenues from dividends

Revenues from dividends are identified as revenues on the date of approval of their distribution.

3.18 Financial Expenses

Net financing cost includes the interests on loans, calculated according the real interest rate method.

3.19 Earnings per stock

Basic earnings per stock are calculated by dividing the net profits of the fiscal period with the average weighted number of common stocks that are in circulation during the specific fiscal

period, excluding the average common stocks that were acquired by the Company as own stocks.

3.20 Leases

Fixed leases where the Group and the Company basically maintain all risks and benefits of ownership are registered as financing leases. Financing leases are capitalized at the beginning of the lease to the lowest value between the reasonable value of the fixed asset and the present value of few leases. The respective liabilities from leases, net liabilities from financial expenses, are presented in liabilities. The part of the financial expense regarding financing leases is identified in the results of the fiscal period for the duration of the lease.

Leases where basically, risks and benefits of ownership are maintained by the lessor are registered as operational leases. Payments carried out for operational leases are regularly identified in the results of the fiscal period for the duration of the lease.

3.21 In part analysis of Group activities

«Field » or «department» of the Group activities is any distinguished business activity with special features as to the nature of the activity and the business risks that entails (business field). There is a similar distinction based on the business environment in which the activity is taking place (geographic field).

The Group is mainly active in the fields of Water Supply-Sewerage Systems, in the wider Thessaloniki region, with the aim to rationally manage the water resources on one hand and also to collect and process sewage in a way that high quality services can be offered to society in favor of hygiene and a clean environment.

3.22 Offsets

The financing assets of the Assets and Liabilities are offset and the net amount appears in the Balance Sheet when there is applicable legal right for offsetting and the intention to be paid as compensations.

3.23 Roundings

The amounts of the present financial statements have been rounded in Euros. Certain differences may appear due to this fact.

4. FINANCIAL RISK MANAGEMENT

The Group is exposed to all kinds of financial risks, most important of which being the price risk and credit risk. The risk management policies of the Group aim to minimize any negative effects from these risks to the financial position and performance of the Group. The Company's General management is responsible for risk management and the Board of Directors approves the

respective policies. The management of financial risks involves the identification, estimation and compensation of financial risks in close co-operation with the Groups operational units.

A. Market risk

(i) Exchange risk

The Group faces no exchange rate risk as all transactions are in Euros.

(ii) Price risk

Regarding price risk The Group is not exposed to significant fluctuations of variables that determine both revenue and cost. The pricing policy of EYATH SA is established for the period 1/1/2012 to 31/12/2013 and providing for the use of 2013 annual weighted average increase of 1% water and 4% of sewer service charges (80% from 76%) on the value of water.

By no. 74/2014 Decision of the Board EYATH SA decided to issue Common Minister Decision duration of one year, which will determine tariffs period 01.01.2014 to 31.12.2014, at the same level that was introduced with the Health Center A 4799 / 12.19.2012, in order to ensure the smooth operation of the company and to safeguard the revenue during the phase of transition to the new regulatory pricing framework.

(iii) Cash flows and fair interest value risk

The Group faces no interest rate risk in the loan liabilities as the loans are in fixed rate only. On the contrary it faces a limited risk of interest rates in the interest-bearing elements of the Assets (deferred deposits) and the revenues from interest are affected by the changes in the interest rates.

The management closely monitors the fluctuations in the interest rates and evaluates per case the duration and kind of sight deposits, while at year-end 2013 there are no longer lending to the company and the group.

B. Credit risk

The Group has a clear credit policy, which is applied with great consistency. Moreover the large number of customers and as such the dispersion of the customer base and therefore it contributes to low credit risk in relation to such claims. Management constantly monitors the financial state of the customers, the size and limits of the supplied credit. At the end of the fiscal period, the company management maintained there was no significant credit risk that was not covered by a secure or adequate provision for foul claim. The maximum exposure to credit risk is reflected by the height of each element of the assets

C. Liquidity risk

Liquidation risk is kept at low levels through the availability of adequate cash flows.

The maturity of the financial liabilities on the 31st of December 2014 for the Group is analyzed as follows:

Maturity table of Financial Obligations 31/12/2014								
	Group			Company				
	SHORT TERM Within 1 year	1 to 5 years	LONG TERM Above 5 years	Total	SHORT TERM Within 1 year	1 to 5 years	LONG TERM Above 5 years	Total
State Liabilities	-	-	-	-	-	-	-	-
Other LT Obligations	-	-	13.380	13.380	-	-	13.380	13.380
Suppliers & Other Obligations	10.183	-	-	10.183	10.286	-	-	10.286
ST tax obligations	6.507	-	-	6.507	6.449	-	-	6.449
Total	16.690	-	13.380	30.070	16.735	-	13.380	30.115

The maturity of the financial liabilities on the 31st of December 2013 for the Group is analyzed as follows:

Maturity table of Financial Obligations 31/12/2013								
	Group			Company				
	SHORT TERM Within 1 year	1 to 5 years	LONG TERM Above 5 years	Total	SHORT TERM Within 1 year	1 to 5 years	LONG TERM Above 5 years	Total
State Liabilities	-	-	-	-	-	-	-	-
Other LT Obligations	-	-	13.126	13.126	-	-	13.126	13.126
Suppliers & Other Obligations	13.968	-	-	13.968	14.027	-	-	14.027
ST tax obligations	7.523	-	-	7.523	7.523	-	-	7.523
Total	21.492	-	13.126	34.618	21.550	-	13.126	34.677

D. Capital risk management

The Group goal when managing capital is to ensure the possibility of continuous activity, in order to provide profit to the stockholders and benefits to other interested parties as well as to maintain a capital structure that would decrease the cost of capital

Capital is previewed based on a leverage factor. The factor is calculated as the net debt divided by total capita. Net debt is calculated as the total loans (including short term and long-term loans as presented in the balance sheet) less cash reserves. Total capital is calculated as equity capital appearing in the balance sheet plus net debt. More particularly:

	THE GROUP		THE COMPANY	
	31/12/2014	31/12/2013	31/12/2014	31/12/2013
Total Debt	-	0	-	0
Less: Cash	(50.305)	(53.588)	(49.911)	(53.365)
Net Debt	(50.305)	(53.588)	(49.911)	(53.365)
Equity	145.784	143.363	145.481	143.212
Total Equity	95.48	89.774	95.571	89.847
Gearing Factor	-52.69%	-59.69%	-52.22%	-59.40%

Reasonable value

The amounts by which cash reserves appear in the balance sheet, claims and short-term liabilities approach the respective reasonable values due to the short-term expiration.

5. IMPORTANT ACCOUNTING JUDGMENTS, ASSESSMENTS AND ASSUMPTIONS

The preparation of the financial statements in accordance with the ISFI's requires the use of certain important accounting assessments, which are likely to affect the accounting balances of the Balance Sheet with the required announcements and the use of judgments by the Management in the process of applying the accounting principles. Moreover, the use of calculations and assumptions is required, which affect the mentioned amounts of assets and liabilities, the announcement of potential claims and liabilities on the date of the financial

statements and the mentioned revenues and expenses amounts during the year in question. Despite the fact that these calculations are based on the best possible Management knowledge regarding the current conditions and actions, the true future results may differ than these assessments. The management judgments and assessments are under constant re evaluation based on historical facts and expectations for future facts considered reasonable given the current data. The basic assessments and evaluations regarding facts whose development could affect the funds in the financial statements for the next twelve months are the following:

5.1 Bad Claims

The Group and the Company depreciate the value of their commercial claims when there is data or indications that show that the payment of each claim in total or in part is not likely. The Group Management proceeds with a periodic re evaluation of the doubtful claims formed provision adequacy in relation to its credit policy and considering the data of the Legal Department, which derive based on the processing of historical data and recent developments of the cases the department manages.

5.2 Provision for income tax

The provision for the income tax is estimated by an assessment of the taxes to be paid to the tax authorities and includes the current income tax for each fiscal period and a provision for additional taxes likely to derive from future audits. In order to redefine the Group and Company provision for income taxes a substantial understanding of the above is required. The final settlement of taxes is likely to deviate from the respective amounts registered in the Group and Company financial statements and these differences will affect the income tax and provisions for deferred taxes.

5.3 Provision for employee benefits

The obligation to pay benefits to employees is determined based on an independent actuarial study. The final obligation may differ than the one of the actuarial calculation due to different actual data, regarding the discounted interest, inflation, salaries increase, demographic or other data.

5.4 Tangible and intangible depreciation

The Group assesses amortizations on tangible and intangible fixed assets base on the estimate of their useful life. The salvage value and useful life of these fixed assets are re examined and determined on each date of balance sheet drafting, if so deemed necessary.

5.5 Litigation Cases

The Group recognizes a provision for pending cases based on data from the Legal Department.

6. BUSINESS FIELD INFORMATION

The Chief Operating Decision Makers are responsible for the decision upon economic issues evaluating the activity characterized as Water Supply Provision and Sewerage Systems Provision. The Analysis per operation segment is analysed below:

6.1 Operation field analysis (primary type of information)

6.1.1 Distribution of turnover per operational field

Group figures for the period 01.01-31.12.2014

	Water Services	Sewerage Services	GROUP TOTAL
Sales to third party	47.785	25.907	73.693
Less: Cost of Goods Sold	(28.233)	(19.191)	(47.425)
Gross Profit (loss)	19.552	6.716	26.268
Profit / (Loss) before tax & financial expenses	14.425	3.936	18.361
Financial Expenses	1.31	661	1.972
Operational Income	15.735	4.597	20.333
Earnings Before tax	15.735	4.597	20.333
Income tax	(5.378)	(1.571)	(6.950)
Earnings After tax	10.357	3.026	13.383
Profit / (Loss) before tax, financial expenses & depreciation	19.385	4.856	24.241

Group figures for the period 01.01-31.12.2013

	Water Services	Sewerage Services	GROUP TOTAL
Sales to third party	46.889	25.410	72.299
Less: Cost of Goods Sold	(26.175)	(20.304)	(46.479)
Gross Profit (loss)	20.714	5.106	25.821
Profit / (Loss) before tax & financial expenses	14.174	1.562	15.736
Financial Expenses	1.309	650	1.96
Operational Income	15.484	2.213	17.696
Earnings Before tax	15.484	2.123	17.696
Income tax	(4.083)	(578)	(4.621)
Earnings After tax	11.440	1.635	13.075
Profit / (Loss) before tax, financial expenses & depreciation	19.066	2.458	21.524

6.1.2 Assets and Liabilities distribution per business sector.

Group figures on 31.12.2014

	Water Services	Sewerage Services	GROUP TOTAL
Group Figures			
Fixed Assets	45.386	35.413	80.799
Customers & other claims	32.881	17.826	50.707
Non distributed Fixed Assets elements	-	-	57.866
Total Assets	78.267	53.240	189.373
Future Subsidy Income	-	3.117	3.117
Liabilities	7.613	5.932	10.183
Non Distributed Liability Elements	-	-	176.073
Total Liabilities	7.613	9.049	189.373
Additional Fixed & Intangible Assets	3.637	2.384	6.021

The Company's tangible fixed assets are analyzed below:

	THE COMPANY						
	Fields & Lots	Buildings & facilities	Machinery & mechanical installations	Transport means	Furniture & other equipment	Assets under construction or installation	Total
Acquisition or rating value							
Balance on 01.01.2014	18.896	5.826	95.828	1.202	3.046	5.856	130.654
Charges on 01.01-31.12.2014	-	-	994	313	152	4.487	5.946
Reclassifications on 01.01-31.12.2014	-	-	4.564	-	-	(4.564)	-
Disposals on 01.01-31.12.2014	-	-	-	(19)	-	-	(19)
Total on 31.12.2014	18.896	5.826	101.386	1.496	3.198	5.779	136.581
Accumulated depreciation							
Balance on 01.01.2014	-	1.457	45.109	1.001	2.215	-	49.781
Depreciation on 01.01-31.12.2014	-	146	5.752	41	228	-	6.167
Disposals on 01.01-31.12.2014	-	-	-	(19)	-	-	(19)
Total on 31.12.2014	-	1.603	50.861	1.023	2.442	-	55.928
Net Non Depreciated amount on 31.12.2014	18.896	4.223	50.525	473	756	5.779	80.653

	THE COMPANY						
	Fields & Lots	Buildings & facilities	Machinery & mechanical installations	Transport means	Furniture & other equipment	Assets under construction or installation	Total
Acquisition or rating value							
Balance on 01.01.2013	18.896	5.826	98.038	1.196	2.712	6.449	133.116
Charges on 01.01-31.12.2013	-	-	1.124	25	334	3.878	5.361
Reclassifications on 01.01-31.12.2013	-	-	4.471	-	-	(4.471)	-
Disposals on 01.01-31.12.2013	-	-	(7.804)	(18)	-	-	(7.823)
Total on 31.12.2013	18.896	5.826	95.828	1.202	3.046	5.856	130.654
Accumulated depreciation							
Balance on 01.01.2013	-	1.311	40.693	942	1.980	-	44.926
Depreciations 01.01-31.12.2013	-	146	5.624	77	235	-	6.082
Disposals on 01.01-31.12.2013	-	-	(1.209)	(18)	-	-	(1.277)
Total on 31.12.2013	-	1.457	45.109	1.001	2.215	-	49.781
Net Non Depreciated amount on 31.12.2013	18.896	4.369	50.720	201	831	5.856	80.872

On 12.13.2013 under the decision of 6067 JMD (Govt. Gazette 3180/B) the protocol handover was approved for transfer of assets of EYATH SA to EYATH FIXED in accordance with the valuation report auditor appointed jointly the 2 parties. The completion of the transfer led to a reduction of existing debts of the first to the second.

There are no encumbrances on the Group and Company tangible fixed assets.

	THE GROUP		THE COMPANY	
	31/12/2014	31/12/2013	31/12/2014	31/12/2013
Raw and supporting materials & spare parts	1.365	2.126	1.365	2.126
Reserves Impairment	(91)	(415)	(91)	(415)
Total after Impairment	1.274	1.711	1.274	1.711

On the Group's reserves there is an impairment provision of €91 (2013: €415).

The change in the impairment is due to the sale of obsolete inventory to recycling companies.

There are no pledges on the Group's inventory.

12. CUSTOMER AND OTHER CLAIMS

The total claims of the Group and the Company are analyzed as follows:

	THE GROUP		THE COMPANY	
	31/12/2014	31/12/2013	31/12/2014	31/12/2013
Customer Claims	39.997	38.911	39.955	38.860
Short term Claims against participants	-	-	144	144
Doubtfull customer - under litigation & debtors	17.692	15.584	17.692	15.584
Debtors	6.044	4.677	6.018	4.654
Administration Accounts on prepayments & credit	119	155	119	155
Expenses of future fiscal years	83	97	83	97
Income Received	4.465	4.157	4.465	4.157
	68.399	63.580	68.475	63.651
Less: Provisions on bad claims	(17.692)	(15.584)	(17.692)	(15.584)
Total Customer & Other Claims	50.707	47.997	50.783	48.068

The financial values of the receivables above represent their fair value and are a discount is not an obligation on the balance sheet date. There is no credit risk concentration regarding customer claims, as the Company has a large number of customers and the credit risk is dispersed.

It is noted that the balance of the account "Debtors" at 31/12/2014 amount of €6,044 stands for advance income tax payment and other taxation amounts of €5,117 and obligations from other debtors of €927.

Furthermore it is noted that the balance of the "Accrued income" on 31/12/2014 amount of €4,465, stands for accrued revenues of EYATh for the use of 01/01/ 2014 - 31/12/2014 (which were entered) amounting to €3,045 which will be priced in the next period, grant revenues from the Ministry of Environment amount of €91 and other income receivable amount of €729.

The account of advances and credits management at 31/12/2014 mainly includes requirements-accounts of tax collectors requirements and other associates of the Company.

The change in doubtful claims and the carried out provision is analyzed as follows:

	THE GROUP		THE COMPANY	
	31/12/2014	31/12/2013	31/12/2014	31/12/2013
Balance on 01.01.2014	15.584	12.920	15.584	12.920
Increase	4.870	2.664	4.870	2.664
Decrease	-	-	(2.761)	-
Balance on 31.12.2014	17.692	15.584	17.692	15.584

The Majority board of claims is as follows:

TABLE OF EXPIRY CUSTOMER CLAIMS 31.12.2014

	THE GROUP		THE COMPANY	
	Beyond 12 months	Beyond 12 months	Within 12 months	Beyond 12 months
Customers & Other Claims	26.225	13.772	26.183	13.772
Short term Claims against affiliated companies	-	-	144	-
Bad Customers & Debtors	-	17.692	-	17.692
Less: Provisions	-	(17.692)	-	(17.692)
Total	26.225	13.772	26.327	13.772

TABLE OF EXPIRY CUSTOMER CLAIMS 31.12.2013

	THE GROUP		THE COMPANY	
	Beyond 12 months	Beyond 12 months	Within 12 months	Beyond 12 months
Customers & Other Claims	33.147	5.764	33.097	5.764
Short term Claims against affiliated companies	-	-	144	-
Bad Customers & Debtors	-	15.584	-	15.584
Less: Provisions	-	(15.584)	-	(15.584)
Total	33.147	5.764	33.241	5.764

ANALYSIS OF NON BAD CLAIMS BEYOND 12 MONTHS

	THE GROUP		THE COMPANY	
	31/12/2014	31/12/2013	31/12/2014	31/12/2013
Claims form Public Sector	3.077	265	3.077	265
Other non bad claims from customers	10.695	5.498	10.695	5.498
Total	13.772	5.764	13.772	5.764

The parent Company invoices clients-water consumers three times a year. Each invoicing regards the water consumption of a four month period. Each client must pay the water consumption invoice within a month. Since 2007 the Company management has decided to charge default interest to those who were at least a month late in paying the invoice.

Customer commercial claims that were receivable within 12 months on the 31/12/2014 amounted to €6,325 (2013: €3,147). Overdue of 12 months customer claims on the date the fiscal period ended reached €1,464 (2013 €1,348) of which: i) claims of €17,692 (2013: €15,584) have been characterized as doubtful and ii) claims of €13,772 (2013: €5,764) have not been characterized as doubtful. Overdue of 12 month non-doubtful claims include claims from the State and the wider State sector of €3,077 (2013: €265) as well as claims from individuals of €10,695 (2013: €5,498), which the Company management believes will receive.

According to the reply received from the Ministry of Finance, the transfer of assets of EYATH SA to EYATH FIXED which was held during the previous year and is considered a supply of goods subject to VAT, which amounted to €1,681.

13. CASH RESERVES AND EQUIVALENTS

	THE GROUP		THE COMPANY	
	31/12/2014	31/12/2013	31/12/2014	31/12/2013
Cash	139	1.72	139	1.720
Deposits	50.164	51.867	49.771	51.645
Total	50.305	53.588	49.911	53.365

Cash reserves represent the cash in the Company's cash registers and the bank deposits available upon first request.

The grading of reserves based on the credit rating by the firm FITCH is as follows:

Credit Worthiness in cash
equivalents
(Fitch)

	THE GROUP		THE COMPANY	
	31/12/2014	31/12/2013	31/12/2014	31/12/2013
B-	47.148	48.269	46.771	48.047
Deposits in banks non rated by Fitch	3.016	3.598	3.000	3.598
Total	50.164	51.867	49.771	51.645

14. SHARE CAPITAL

	31/12/2014	31/12/2013
Number of Nominal Shares	36,300,000	36,300,000
Nominal Value per share (€)	1.12	1.12
Nominal Value	40,656,000	40,656,000
Difference from issue of shares above par	2,829,985	2,829,985

The Company's stocks are introduced in the category High Capitalization of the Athens Stock Exchange. According to the Company's Stockholders Register on the 31/12/2014, stockholders with a percentage larger than 2% were the following:

SHAREHOLDER	No. of Shares	% of shareholding 31.12.2014
Greek Public	26,868,000	74.02%
Suez Environment Company	1,982,870	5.46%
Other Shareholders with shareholding below 2%	7,449,130	20.65%
Total	36,300,000	100.00%

15. RESERVES

	THE GROUP		THE COMPANY	
	31/12/2014	31/12/2013	31/12/2014	31/12/2013
Ordinary Reserve	9.881	9.235	9.858	9.219
Non taxed reserves	399	3.329	399	3.329
Own shares reserves	1	1	1	1
Other reserves	16.584	16.584	16.584	16.584
Total	26.865	29.149	26.842	29.134

According to the provisions of the Greek corporate law, the creation of a «regular reserve» - with the yearly transfer of an amount equal to the 5 % of the yearly after tax profits-is mandatory until the regular reserve reaches the $\frac{1}{3}$ of the capital stock. The «regular reserve» is

distributed only upon the Company's liquidation, it can however, be compensated with accumulated loss.

The tax law reserves were created based on the provisions of the tax legislation which either offers the opportunity of transferring the taxation of certain revenues to the time of their distribution to the stockholders, or offer tax relieves as a motive for investment activities.

The reserve for own stocks is a stockholders fractional right from an increase in capital stock with the free distribution of stocks on the 17/1/2003.

The ordinary general meeting of June 30, 2014 approved the distribution to shareholders of untaxed reserves net amount of €2,373, which had been formed in accordance with the provisions of L.2238 / 1994 and the payment of the tax, as provided in Article 72 of N.4172 / 2013. Also, the AGM approved the distribution to shareholders of the unused balance of the capital amount of €3,695.

16. PROVISIONS FOR BENEFITS TO EMPLOYEES / PROVISION FOR WATER SUPPLY

The Group and the Company's obligation towards their employees in Greece, for the future payment of benefits depending on how long each employee has been employed, is added and depicted based on what is to be rightfully paid for each employee, on the date of the balance sheet, discounted in its present value in relation to the predicted time of payment. The accrued benefits for each fiscal period burden the results of the fiscal period with a respective increase in the retirement liabilities. The payment of benefits to the retiring employees decreases respectively the pension liabilities.

The number of Company employees and the respective salary cost are as follows:

	THE GROUP		THE COMPANY	
	01/01-31/12/2014	01/01-31/12/2013	01/01-31/12/2014	01/01-31/12/2013
Employee Salaries	7.031	8.133	7.031	8.133
Employee Provisions	1.833	2.027	1.833	2.027
Employee Expenses	163	147	163	147
Provisions on staff redundancies	151	324	121	324
Total Cost	9.178	10.631	9.178	10.631
Number of constant staff	229	242	229	242

The liability of the Group and the Company for payment of compensation to employees who retire has been determined based on an actuarial study carried out by an independent company of Chartered Actuaries. The basic financial volumes and suggestions of the actuarial study are as follows:

	THE GROUP		THE COMPANY	
	01/01-31/12/2014	01/01-31/12/2013	01/01-31/12/2014	01/01-31/12/2013
Provisions for retirement	2.398	2.030	2.398	2.030
Provisions for water	946	767	946	767
Total	3.345	2.796	3.345	2.796

The provision for water supply amounting to €767 in the previous year was recorded in provisions for potential risks and costs, while in the current period is recognized in the provision for employee benefits / water supplies.

The fundamentals and assumptions of the actuarial study for compensation benefits are as follows:

Changes in the net liability registered in the Balance Sheet

Current value of non financed liabilities

THE GROUP		THE COMPANY	
31/12/2014	31/12/2013	31/12/2014	31/12/2013
2.398	2.030	2.398	2.030
2.398	2.030	2.398	2.030

Amounts registered in the Income Statement

Costs of current fiscal year
Interest on debt

Normal expense on the Income Statement

Costs of redundancies/settlements/terminations

Total expense on the Income Statement

THE GROUP		THE COMPANY	
31/12/2014	31/12/2013	31/12/2014	31/12/2013
49	59	49	59
64	48	64	48
113	107	113	107
38	217	38	217
151	324	151	324

Changes in the net obligations registered in the Balance Sheet

Net obligation on the beginning of the year

Provisions paid by the employer

Total Expenses registered in the income statement

Amount allocated directly to income statement

Net obligation on the end of the year

THE GROUP		THE COMPANY	
31/12/2014	31/12/2013	31/12/2014	31/12/2013
2.030	2.142	2.030	2.142
(200)	(472)	(200)	(472)
151	327	151	324
418	35	418	35
2.398	2.030	2.398	2.030

Revaluations

(Profits) / Losses from changes in assumptions
(Profits) / Losses from the current fiscal year

Total charges in the other total income

(362)	173	(362)	173
(56)	(208)	(56)	(208)
(418)	(35)	(418)	(35)

Difference in the current value of the obligation

Current value of obligation at the beginning of the period

Cost of current employment

Interest Costs

Provisions paid by the employer

Costs of

redundancies/settlements/terminations

Actuarial loss / (profit)

Present value of obligation at the period end

2.030	2.142	2.030	2.142
49	59	49	59
64	48	64	48
(200)	(472)	(200)	(472)
38	217	38	217
418	35	418	35
2.398	2.030	2.398	2.030

Expected Payables to Personnel

301	457	301	457
-----	-----	-----	-----

Actuarial assumptions

Discount rate

Future Salary increases

Retirement Rate of Increase

Expected residual employers life

1.83%	3.53%	1.83%	3.53%
0.00% (2015)	0.00% (2014-2015)	0.00% (2015)	0.00% (2014-2015)
2.5% (after that)	2.5% (after that)	2.5% (after that)	2.5% (after that)
0.00%	0.00%	0.00%	0.00%
12.00	11.57	12.00	11.57

The fundamentals and assumptions of the actuarial study for water supply are as follows:

Changes in the net liability registered in the Balance Sheet

Current value of non financed liabilities

THE GROUP		THE COMPANY	
31/12/2014	31/12/2013	31/12/2014	31/12/2013
946	767	946	767
946	767	946	767

Amounts registered in the Income Statement

Costs of current fiscal year

Interest on debt

Normal expense on the

Income Statement

Total expense on the Income

Statement

THE GROUP		THE COMPANY	
31/12/2014	31/12/2013	31/12/2014	31/12/2013
5	59	5	0
26	48	26	0
31	107	31	0
31	324	31	0

Changes in the net obligations registered in the Balance Sheet

Net obligation on the

beginning of the year

Provisions paid by the

employer

Total Expenses registered in

the income statement

Amount allocated directly to

income statement

Net obligation on the end of

the year

THE GROUP		THE COMPANY	
31/12/2014	31/12/2013	31/12/2014	31/12/2013
767	-	767	-
(50)	-	(50)	-
31	-	31	-
199	-	199	-
946	-	946	-
Revaluations			
(Profits) / Losses from			
changes in assumptions	(157)	(157)	-
(Profits) / Losses from the			
current fiscal year	(42)	(42)	-
Total charges in the other			
total income	(199)	(418)	-

Difference in the current value of the obligation

Current value of obligation at

the beginning of the period

Cost of current employment

Interest Costs

Provisions paid by the

employer

Costs of

redundancies/settlements/ter

minations

Present value of obligation at

the period end

767	-	767	-
5	-	5	-
26	-	26	-
(50)	-	(50)	-
199	-	199	-
946	767	946	767

Expected Payables to Personnel

50	49	50	49
----	----	----	----

Actuarial assumptions

Discount rate

Future Salary increases

Retirement Rate of Increase

Expected residual employers

life

1.83%	3.53%	1.83%	3.53%
0.00% (2015)	0.00% (2014-2015)	0.00% (2015)	0.00% (2014-2015)
2.5% (after that)	2.5% (after that)	2.5% (after that)	2.5% (after that)
0.00%	0.00%	0.00%	0.00%
12.00	11.57	12.00	11.57

At the valuation date of 31/12/2014, if we had used a discount rate of 2.5% per year instead of 1.83%, then the total valuation would be lower by about 7.6%. Also, if we had used the hypothesis salary increase of 1.5% instead of 1.83%, then the total liability would be higher by about 3.9%.

17. PROVISIONS FOR RISKS AND EXPENSES

The amount of €2,321 is provided regarding any likely liabilities which might derive during the judicial settlement of litigations with third parties as well as with Group and Company employees.

Provision of €3,700 concerns the sludge as explained in the note 31.

For the fiscal years 2009 and 2010 which remain unaudited the respective formed provision amounted to €1,037 (note 29).

Provisions	GROUP AND COMPANY			
	Outstanding Legal Cases	Tax Provisions	Provisions for extraordinary risks	Total
Long term provisions				
01.01.2014	2.685	1.037	3.700	7.422
Provisions used	364	-	-	364
	-	-	-	-
31.12.2014	2.321	1.037	3.700	7.058

The provision for water supply for €67 in the previous year was recorded in provisions for potential risks and costs, while in the current period is recognized in the provision for employee benefits / water supplies.

18. GRANTS

	THE GROUP		THE COMPANY	
	31/12/2014	31/12/2013	31/12/2014	31/12/2013
Remain at the beginning	3.420	3.649	3.420	3.649
Collection of new grants	17	98	17	98
Depreciation of grants after transfer to Income Statement	(320)	(327)	(320)	(327)
Remains at the period end	3.117	3.420	3.117	3.420

19. OTHER LONG TERM LIABILITIES

These are received guarantees of new water services customers for water consumption and the installation of water meters.

20. SUPPLIERS AND OTHER LIABILITIES

The total Group and Company liabilities towards suppliers and other third parties are analyzed as follows:

	THE GROUP		THE COMPANY	
	31/12/2014	31/12/2013	31/12/2014	31/12/2013
Suppliers	5.789	5.438	5.771	5.426
Checks payable	9	99	8	70
Other taxes	1.233	2.296	1.233	2.296
Insurance Organisations	310	349	310	349
Obligations to participated parties	-	-	196	215
Expenses on fiscal year	1.380	1.369	1.373	1.35
Dividends paid	105	16	105	16
Creditors	1.054	4.360	986	4.306
Other transitory accounts of Liabilities	303	41.000	303	-
Total	10.183	13.969	10.286	14.027

The expiration for Suppliers and Other Liabilities for the Group and the Company is analyzed as follows:

	THE GROUP		THE COMPANY	
	Short Term 2014		Short Term 2014	
	Within 6 month	From 6 to 12 month	Within 6 month	From 6 to 12 month
Suppliers	5.789	-	5.774	-
Checks payable	9	-	8	-
Insurance Organisations	310	-	310	-
Customer Advances	0	-	-	-
Dividends paid	105	-	105	-
Obligations on affiliated companies	-	-	196	-
Creditors	527	527	459	527
Expenses	1.380	-	1.373	-
Other taxes	1.233	-	1.233	-
Other Liability accounts	303	-	303	-
Total	9.656	527	9.759	527

	THE GROUP		THE COMPANY	
	Short Term 2013		Short Term 2013	
	Within 6 month	From 6 to 12 month	Within 6 month	From 6 to 12 month
Suppliers	5.438	-	5.426	-
Checks payable	99	-	70	-
Insurance Organisations	349	-	349	-
Dividends paid	16	-	16	-
Obligations on affiliated companies	-	-	215	-
Creditors	452	3.949	358	3.949
Expenses	1.369	-	1.35	-
Other taxes	2.296	-	2.296	-
Total	10.020	3.949	10.078	3.949

21. SHORT TERM TAX LIABILITIES

The Group and Company short term tax liabilities are analyzed as follows:

	THE GROUP		THE COMPANY	
	31/12/2014	31/12/2013	31/12/2014	31/12/2013
	Income tax	6.507	7.523	6.449
	6.507	7.523	6.449	7.523

22. EXPENSES ANALYSIS PER FIELD

Expenses per category are analyzed as follows for the fiscal year 2013 for the Group and the Company:

THE GROUP for the period ended on 31.12.2014	Production cost	Distribution Expenses	Administratio n Expenses	R & D Expenses	Total
	Durables Cost	2.477	-	-	-
Own Production	-325	-	-	-	-325
Salaries & employees expenses	7255	978	848	97	9.178
Salaries & 3rd party expenses	446	94	701	80	1.321
Electricity Cost	13.318	7	24	1	13.350
Rents	164	35	211	-	410
Maintenance Costs	14.523	9	21	12	14.564
Other 3rd party provisions	2.298	99	245	-	2.642
Taxes and other	512	50	140	45	747
Other Expenses	1.933	56	472	2	2.462
Depreciations of tangibles & intangibles	4.824	551	775	49	6.200
Provisions of bad claims	-	4.870	-	-	4.870
Total	47.425	6.749	3.437	286	57.896
THE COMPANY for the period ended on 31.12.2014	Production cost	Distribution Expenses	nistration Expe	R & D Expenses	Total
Durables Cost	2.477	-	-	-	2.477
Own Production	-325	-	-	-	-325
Salaries & employees expenses	7255	978	848	97	9.178
Salaries & 3rd party expenses	965	762	849	154	2.730
Electricity Cost	13.318	7	24	1	13.350
Rents	164	35	211	-	410
Maintenance Costs	14.523	9	21	12	14.564
Other 3rd party provisions	2.298	99	245	-	2.642
Taxes and other	512	50	140	45	747
Other Expenses	795	20	343	2	1.159
Depreciations of tangibles & intangibles	4.824	551	775	49	6.200
Provisions of bad claims	-	4.870	-	-	4.870
Total	46.806	7.381	3.456	359	58.002

Expenses per category are analyzed as follows for the fiscal year 2013 for the Group and the Company:

THE GROUP
for the period ended on
31.12.2013

	Production cost	Distribution Expenses	Administration Expenses	R & D Expenses	Total
Durables Cost	2.134	-	-	-	2.134
Own Production	-448	-	-	-	-448
Salaries & employees expenses	7.385	1.551	1.596	99	10.631
Salaries & 3rd party expenses	1.431	326	985	104	2.864
Electricity Cost	13.038	15	59	-	13.112
Rents	155	32	198	-	385
Maintenance Costs	14.104	48	153	11	14.315
Other 3rd party provisions	1.777	94	180	-	2.050
Taxes and other	403	58	173	48	681
Other Expenses	1.008	47	484	13	1.551
Depreciations of tangibles & intangibles	5.493	170	419	31	6.113
Provisions of bad claims	-	2.664	-	-	2.664
Total	46.479	5.004	4.245	306	56.033

THE COMPANY
for the period ended on
31.12.2013

	Production cost	Distribution Expenses	Administration Expenses	R & D Expenses	Total
Durables Cost	2.134	-	-	-	2.134
Own Production	-448	-	-	-	-448
Salaries & employees expenses	7.385	1.551	1.596	99	10.631
Salaries & 3rd party expenses	730	994	924	142	2.790
Electricity Cost	13.038	15	59	-	13.112
Rents	155	32	198	-	385
Maintenance Costs	14.104	48	153	11	14.315
Other 3rd party provisions	1.777	94	180	-	2.050
Taxes and other	403	58	171	48	680
Other Expenses	1.008	18	478	13	1.516
Depreciations of tangibles & intangibles	5.493	170	419	31	6.113
Provisions of bad claims	-	2.664	-	-	2.664
Total	45.778	5.664	4.176	344	55.941

23. OTHER ADMINISTRATIVE EXPENSES – OTHER OPERATIONAL EXPENSES

Other exploitation revenues as well as other operational expenses are analyzed as follows:

	THE GROUP		THE COMPANY	
	01/01-31/12/2014	01/01-31/12/2013	01/01-31/12/2014	01/01-31/12/2013
Other Operational Expenses				
Income from Grants	233	213	233	213
Compensations from damages in the drainage network	1.529	1.499	1.529	1.499
Income for services provision	64	278	64	278
Rents	106	104	4	4
Grant's depreciations	303	327	303	327
Other Income	1.157	997	1.157	997
Total other income from operations	3.392	3.419	3.290	3.318

In the amount of other income at 31/12/2013 of €997 it is included gains from the sale of fixed assets amounting to approximately €642, while in the previous year there were no profits from the sale of assets.

	THE GROUP		THE COMPANY	
	01/01-31/12/2014	01/01-31/12/2013	01/01-31/12/2014	01/01-31/12/2013
Tax fines and other increases	182	309	182	303
Compensations from damages on the Water & Sewerage Network	44	23	44	23
Compensations from judicial decisions	173	105	173	105
Other expenses, provisions & losses	247	3.275	247	3.275
Replacement damages expenses	88	156	88	156
Previous years expenses	94	79	94	79
Total other operational expenses	828	3.947	828	3.942

In the amount of other losses at 31/12/2013 of €3.275 losses are included from disposal of fixed assets amounting to approximately €35 and losses from write off claims on interests amounting to €2,509 (€2,234 amount relates to Local Authorities of A and B Grade, while amount of €275 concerns other consumers) who were deleted in the previous period.

24. FINANCIAL INCOME / (EXPENSES)

The financial incomes (expenses) are analyzed as follows:

	THE GROUP		THE COMPANY	
	01/01-31/12/2014	01/01-31/12/2013	01/01-31/12/2014	01/01-31/12/2013
Financial Interest in bank liabilities	1	3		3
Other Financial Expenses	48	56	48	56
Total financial expenses	49	59	48	59
Interest and other income	2.020	2.019	2.019	2.016
Total financial income	2.020	2.019	2.019	2.016
Net financial income (costs)	1.972	1.960	1.971	1.957

It is noted that the account balance « Black interests and relevant revenues» on the 31/12/2014 of €2,019 includes overdue interests for customer accounts of €67 and deposit interests of €1,253. The policy for charging overdue interests for customer accounts has been in use since the BoD decision on the 16/5/2007.

25. INCOME TAX

The taxation on results has been determined as follows:

	THE GROUP		THE COMPANY	
	01/01-31/12/2014	01/01-31/12/2013	01/01-31/12/2014	01/01-31/12/2013
Income tax / Other taxes	5.960	7.560	5.892	7.555
Tax on Large Property	-	82	-	82
Deferred tax	1.000	(3.021)	1.000	(3.021)
Total	6.950	4.621	6.892	4.616

The tax amount in “Income Tax” in the results statement differs to the theoretical amount that would derive using the current tax rate, on Company profits. The difference is as follows:

	THE GROUP		THE COMPANY	
	01/01-31/12/2014	01/01-31/12/2013	01/01-31/12/2014	01/01-31/12/2013
Earnings Before Tax	20.333	17.696	5.232	4.610
Tax calculated on the Company tax coefficient (2014:26%, 2013:26%)	5.286	4.601	1.240	982
Expenses non deducted from income tax	1.243	986	-	82
Tax provision on tax unaudited fiscal years	-	82	(589)	557
Tax on large real estate property	(589)	557	(85)	(822)
Non taxed income	(85)	(822)	-	(793)
Effect from tax coefficient change	-	(783)	1.094	-
Differences	1.094	-		
Total taxation on Income Statement	6.950	4.621	6.892	4.616

The fact that in certain cases revenues and expenses are identified in accounting at a different time than when income is taxed or expenses deducted, for reasons of determining the taxed income, creates the need for the identification in accounting of deferred tax assets or deferred tax liabilities.

During the current year, the Group taking into consideration the circular 1056/2015 concerning the provisions and depreciation for doubtful receivables, de – recognised part of deferred tax obligations, which was formed upon the basis of the previous tax laws.

The recognized deferred tax liability from the Group and the Company is analyzed as follows:

	THE GROUP		THE COMPANY	
	31/12/2014	31/12/2013	31/12/2014	31/12/2013
Deferred tax claims	5.596	2.565	5.596	2.565
Deferred tax obligations	(840)	3.031	(840)	3.031
Total deferred tax on the Income Statement	4.756	5.596	4.756	5.596

	THE GROUP			
	At 31/12/2013	Credit (Debit) of Income	Credit (Debit) of Equity	At 31/12/2014
Deferred tax obligations				
Financial depreciation of tangibles	2.537	227	-	2.764
	2.537	227	-	2.764
Deferred tax claims				
Adjustment of grants for fixed assets	-2.129	79	-	-2.049
De-adjustment of depreciation costs	72	24		96
Value adjustment of bills paid	3.553	-1.473		2.080
Provision for extraordinary risks	962	-		962
Provision of staff compensation due to retirement	601	303	-	904
	3.059	-1.067	-	1.992
Net deferred tax obligations in the Income Statement	5.596	-840	-	4.756
Registry in the Income Statement				
Net deferred tax claims	-			-
Net deferred tax obligations	5.596			4.756
	5.596			4.756

	THE COMPANY			
	At 31/12/2013	Credit (Debit) of Income	Credit (Debit) of Equity	At 31/12/2014
Deferred tax obligations				
Financial depreciation of tangibles	2.537	227	-	2.764
	2.537	227	-	2.764
Deferred tax claims				
Deregister of many years depreciated costs and Adjustment of value of bill paid in	(2.129)	79	-	-2.049
Adjustment of inventory valuation	72	24	-	96
Provision for extraordinary risks	3.553	-1.473	-	2.080
Provision of staff compensation due to retirement	962	-		962
	601	303	-160	904
	3.059	-1.067	-160	1.992
Net deferred tax obligations in the Income Statement	5.596	-840	-160	4.756
Registry in the Income Statement				
Net deferred tax claims	-			-
Net deferred tax obligations	5.596			4.756
	5.596			4.756

26. EARNINGS PER SHARE

The estimate of basic earnings (loss) per stock is as follows:

	THE GROUP		THE COMPANY	
	01/01-31/12/2014	01/01-31/12/2013	01/01-31/12/2014	01/01-31/12/2013
Net earnings attributed to the Company owners	13.383	17.716	13.230	13.114
No. of shares	36.300.000	36.300.000	36.300.000	36.300.000
Less: No of own shares				
Total no. of shares in circulation	36.300.000	36.300.000	36.300.000	36.300.000
Basic earning (loss) per share (€)	0.3687	0.3602	0.3645	0.3613

27. TRANSACTIONS WITH AFFILIATED PARTIES

The Group considers as related parties the members of the Board of Directors as well as shareholders who hold a significant share capital (including their related parties). Transactions and balances with related parties of the Group and the Company during the period 1/1/2014-31/12/2014 and December 31, 2014 respectively, are analyzed in the following tables:

	THE GROUP		THE COMPANY	
	01/01-31/12/2014	01/01-31/12/2013	01/01-31/12/2014	01/01-31/12/2013
Income	-	-	-	38
Expenses	-	-	1.411	1.050
Management Salaries	745	758	744	754

	THE GROUP		THE COMPANY	
	31/12/2013	31/12/2012	31/12/2013	31/12/2012
Claims	-	-	144	144
Liabilities	-	-	196	215
Claims from Managerial Staff	13	13	13	13
Liabilities to Managerial Staff	5	4	3	-

The company expenses of €1,411 regard water meter measurement services supplied by the subsidiary company «EYATH SERVICES S.A. ». The company claim of €144 regards the dividend approved by the subsidiary company «EYATH SERVICES S.A». The company claim for €144 mainly regards the claim against the approved dividend. The Company liability of €196 regards services of distribution of receipts and water meter measurements towards the subsidiary « EYATH SERVICES S.A».

The actuarial liability concerning the related parties of the company on the 31.12.2014 stands at €306 (2013: €61).

28. COMMITMENTS AND POTENTIAL LIABILITIES

28.1 Potential liabilities from litigations or disputes under arbitration

On the 31/12/2014 there are legal actions, solicitor's letters and in general future claims of €17,583 against the Group and for these cases, there has been a provision for €2,321, which is included in the long term liabilities account «Provisions for potential risks and expenses» (note 17).

The Group's legal department estimates that the judicial outcome of the above cases cannot significantly affect the operation and financial state of the Group.

28.2 Commitments from operational leases

The Company on the 31/12/2014 had signed contracts regarding the operational lease of property and means of transport which expire partially until 2019. The lease expenses for the operational leases included in the results statement of the current fiscal period amount to €409 (31/12/2013: €384).

The future minimum lease payments for operational leases based on the non voidable contract of operational lease, are as follows:

	31/12/2014	31/12/2013
0-1 Years	288	357
1-5 Years	625	874
Beyond 5 Years	-	-
Total	913	1.231

28.3 Other Potential liabilities

The Group on the 31/12/2014 had issued good performance contract guarantees of €894 (31/12/2013: €755) in total.

28.4 Unaudited fiscal years

Tax Compliance Report

From the fiscal year 2011 up until 2013, the Greek Limited Companies and Limited Liability Companies whose annual financial statements that are audited by auditors, registered in the public Register of Law 3693/2008, are required to take "Annual Certificate" as provided in paragraph 5 of Article 82 of N.2238/1994. The certificate shall be issued following a tax audit conducted by the same auditor or audit firm that controls the annual financial statements. Following the completion of tax audit, the statutory auditor or audit firm issued to the company "Fair Tax Compliance," accompanied by the Appendix detailed information. No later than ten days after the closing date of approval of financial statements in the General Meeting of Shareholders, the Report and the relevant Appendix must be submitted electronically to the Treasury by the statutory auditor or audit firm. The Treasury will then select a sample of at least 9% for tax re-audit by the competent authorities of the Ministry. This check should be

completed in no more than eighteen months from the date of the "Fair Tax Compliance" in the Ministry of Finance.

The tax audit for the year 2013, was completed by the audit company Grant - Thornton SA without any significant tax liabilities other than those recorded and reported in the financial statements.

For the year 2014, the tax audit is being carried out by the Grant - Thornton SA in accordance with the Article 65a of the N.4172 / 2013. This audit is in progress and the related tax certificate to be granted after the publication of the 2014 financial statements. If until the completion of the tax audit there are additional tax liabilities these will have no material impact on the financial statements.

Unaudited fiscal years

The Company has been audited by tax authorities for the years 2009 to 2010. For the possibility of additional taxes and penalties, the Company has made a provision of €1,037. (See note 18)

For the years 2011 onwards, the company is under tax audit of the Auditors as provided by the Article 82 par. 5 N. 2238/1994.

For the year 2011 up until 2013 the tax audit was completed by grant Thornton SA. Upon completion of a tax audit, the audit report was issued by agreement, while no disclosed tax liabilities appeared beyond those recognized and represented in company and consolidated financial statements.

The subsidiary company has not been audited by the tax authorities for the years 2010 up until and including the current one. Not expected additional taxes and surcharges to be imposed and therefore no provision has been formed. For the years of 2011 and after the subsidiary is under tax audit of the Auditors as provided by the Article 82 par. 5 N. 2238/1994.

29. NUMBER OF EMPLOYEES

The Group and the Company's number of employees at the end of the current fiscal period were 229 people, while at the end of the respective previous fiscal period it was 242 people.

30. IMPORTANT FACTS

- In a period where the main objective is the sustainability in growth as well as many humanitarian choices, EYATH SA combines the entrepreneurial activity with the social responsibility, providing highly targeted eater and sewerage services under the minimum possible cost. The protection of the water sources and the provision of excellent quality drinking water takes place aside the interest for the protection of the environment mostly the zero pollution of the Thermaikos Bay.

Within this frame the following are planned and set in motion:

- The upgrading of the Sewage Processing Unit in co operation with E.T.V.A as the agent responsible for the management of the Industrial Area of Sindos.
- The electronic monitoring of the Water Supply and Sewerage systems networks so as to have a detailed image regarding the operation and maintenance of the networks.
- The gradual replacement of conventional water meters with electronic ones which will ensure a faster and more precise recording of water consumption.
- The partial replacement of the old network in order to minimise leaks and the minimisation of the water cuts.

In the framework of NSRF two more works were announced by the relevant Ministry. The plants concern a) the 'Construction of Section B of the Central Sewerage Pipe of Thessaloniki' under budget of €24,2 mil. and b) the 'Construction of Extension of Water Treatment of Thessaloniki Phase 2' budget of €36.5 mil.

- Since April 2013 EYATH SA took over the running of the Thermal Drying Unit of sludge. This project was financed by the Cohesion Fund allocation for the project "Expansion and Integration of Biological Wastewater Treatment Thessaloniki - Stage III" and built by the YPOMEDI (EYDE Water Supply and Sewerage of the Greater Thessaloniki Area) within the Wastewater Treatment Plant of Thessaloniki, in Municipality of Delta, near the village of Sindos. The Unit is sited so that it is scalable, with provisions and space for the future installation of an additional drying silos of same line with the necessary peripheral equipment within that area.

The drying unit includes two parallel lines of drying rotating drums - with a nominal capacity exhaust of 4 tn/hr of water for each line - in a continuous operation (final product dry of more than 92 %). The final product obtained is the dried sludge granules with physicochemical properties that make it easy to use and attractive for further disposal and utilization in accordance with the relevant European and Greek legislation. It is a homogeneous and stabilized product, resistant to friction and free of pathogens and is reliable and safe for public health.

With the operation of the drying unit the volume of sludge produced is reduced to about 1/5. A drastic reduction of the volume and weight of the finished product is achieved for disposal or dumping, which allows economical and safe storage and handling of the product, minimizes the deposition problem and opens more prospects disposal such as agriculture, forestry or as fuel in cement and power plants.

For complete information, also the following are noted:

The Company has undertaken the operation and maintenance of the Wastewater Treatment Plant of Thessaloniki (hereinafter " E.E.L.TH.") located on the eastern shore of the French River and approximately 12 km from the city of Thessaloniki. The area of installation is approximately 400 acres. The E.E.L.TH. receives through the Central Sewer Pipe the largest portion of municipal waste water for the city of Thessaloniki .

Up to 2006 the product of biological purification E.E.L.TH. (hereinafter "dewatered sludge") were transferred to Tagarades landfill (HYTA) . Since 2006, the year in which the operation of Tagarades landfill ceased operation and the Management of Landfill Mavrorachi refused to accept the product of biological treatment, the dewatered sludge up until 2011 was transported in specially landscaped area near E.E.L.TH., where treatment with asbestos took place and was deposited in accordance with the provisions of JMD 106129/25.10.2006 .

The largest amount of sludge is placed in drying beds, which are lined in the bottom and the slopes with special material (geotextile) for environmental protection. Until today were removed from the premises large amounts for the production of organic fertilizers, but also for direct use in agriculture as a fertilizer material. The satisfactory performance results in agriculture, led to a progressive increase in the demand for calcified sludge. Under newer estimates, the today remaining amount of dehydrated sludge calcined with 10% Ca (OH), amounts to 155,000 tonnes.

The company's management in the attempt to find all suitable methods of operation of that product or the appropriate methods for removing them, prepared a preliminary study to investigate the possible ways of using and specify the possible actions that can be taken in conjunction with products of thermal drying unit in operation by March 2012 and simultaneously ceased to charge the company with the cost of calcification and deposition.

From the preliminary study several ways to address the issue were raised, but the most appropriate method of disposal of the product of biological treatment is the deposition to rural land. This solution is environmentally friendly, follows the instructions and the prompts of the Greek and the EU legislation, while it is financially much better, both for the company and for the farmers who will use this product. Specifically, the measurements of the relevant departments of the company and the results of a preliminary study conducted recently show that the sludge produced is satisfactory upon physicochemical characteristics, which are within the limits set by the European and U.S. regulations for disposal in agriculture. With this method the cost of managing an estimated amount of €3.7 million which is illustrated in the financial statements for the year 01.01.2012 to 31.12.2012 in accordance with IAS 37 (note 18). Each year the company reserves the right to reassess the effectiveness of the chosen method, so if it becomes inoperable, the company to immediately adopt alternative methods to address the above issues.

Also published a call for expressions of interest for commercial exploitation, both for the saved and the daily produced sludge, in order to cooperate with other companies to produce products or conditioner energy after combustion. From the overwhelming response of interested companies as filed more than ten (10) deals from relatively large companies with similar expertise in business recovery sludge, it seems that this product presents significant investor interest. Examination of records of prospective investors is still in progress.

The company's management continues to consider the use of alternatives that may arise, as described in the above paragraphs, in order to minimize the expected costs.

Additionally, in 2012 the Ministry of Environment, Energy and Climate Change (Ministry of Environment) launched on a public online consultation the draft Joint Ministerial Decision which modernizes and expands the institutional framework for the use of sludge produced in wastewater treatment plants. The aim of the ministry is to fulfil its potential for the use of sludge in agriculture, forestry and land reclamation and soil (regeneration sites etc). To serve this objective a National Management Plan for sludge is drafted, under which the initialization is complete and is currently being signed by the ministers responsible for this JMD for the terms and conditions for the use of the sludge.

- On 21 February 2013 the Asset Development Fund (TAIPED SA) published a call for expressions of interest for the acquisition of 51% of the total share capital of EYATH SA through an international tender process with a deadline for expressions of interest on 19 April 2013, which was extended until 29/4/2013.
- At the Annual General Meeting of June 30, 2014 the TAIPED filed the following statement: "The decision of the State Council on water authority creates a new situation in the issue of privatization of water companies. To TAIPED, respecting their

legal institutions, but also the reactions of the local community, will proceed to the next time a review of the process of recovery EYATH and will announce its decisions. Noted that TAIPED's role is to utilize elements of public property in the public interest, and therefore the interests of citizens, while also required ensuring the legitimacy, effectiveness and credibility of the privatization program".

- Under N.4186 / 2013 (FEK193 / A / 09.17.2013 Article 52 obligations of OTA A and B grade to EYATH SA, which had matured on 07/31/2013, paid up on behalf of these entities from the state budget, less any fines, penalties or other charges. Consequently the decision no 38560/2013 joint decision of the Ministers of Interior and Finance (GG 2410 / B / 09.26.2013) claims totalling €12,868 A and the OTA secondary school, which had become due on 31/7/2013, paid by the Greek state, after deducting interest, totalling €2,234.
- Under N.4199 / 2013 (Government Gazette 216 / A / 10.11.2013) Article 131 occurred to regulate matters between the EYATH and EYATH Fixed assets, for projects and studies in the jurisdiction of EYATH FIXED Assets that were commissioned and funded by unilaterally EYATH SA after the 26/07/2001 without been signed between the two parties are planned contracts. On 31/12/2013 the Decision No. 6067 CMD (GG 3180 / B) Finance Ministers and Macedonia-Thrace approved the protocols on handover for transfer of assets of the EYATH Fixed assets, according to a report by the Chartered Valuation auditor, nominated jointly by two parties. The completion of the transfer would help to reduce existing debts of the first to the second.
- The ordinary general meeting of 30 June 2014 approved the distribution to shareholders of untaxed reserves which had been formed under the provisions of L.2238 / 1994 and pay tax, as provided in Article 72 of N.4172 / 2013. Also, the AGM approved the return to shareholders unused balance of funds raised.

31. DISTRIBUTION OF NON TAXED RESERVES – RETURN OF NON DISTRIBUTED RAISED CAPITAL

The ordinary general meeting of 30th June 2014 approved the distribution to shareholders of untaxed reserves net €2,373, which was formed in accordance with the provisions of L.2238 / 1994 and the payment of the tax, as provided in Article 72 of N.4172 / 2013. Also, the AGM approved the distribution to its shareholders unused balance of funds raised, amount €3,695.

32. FACTS POSTERIOR TO THE BALANCE SHEET

No more after the events of 30th of December 2014 which would materially affect the financial position or results of the Company for the year ended on that date or facts that should be disclosed in the financial statements.

Thessaloniki, the 30th of March 2015

Nikolaos Papadakis

Penelope Ralli

Maria Samara

BoD Chairman

Managing Director

Financial Manager

TABLE OF RAISED FUNDS

WATER SUPPLY AND SEWERAGE SYSTEMS COMPANY OF THESSALONIKI S.A.
E.Y.A.T.H. S.A.
JOINT STOCK COMPANIES REGISTER NUMBER: 41913/06/B/98/92
Head Quarters: 127 Egnatia Street- 54656 Thessaloniki

It is announced that according to the decision of the Athens Stock Exchange on the 28.2001, from the Share Capital increase of the company in cash on the basis of the Extraordinary General Assembly of the E.Y.A.T.H. S.A. shareholders on the 27.7.2001 and the 1223/7.8.2001 decision of the Board of Directors of the Securities and Exchange Committee, the net amount of €5.430.623.54 (€5.910.000 less expenses €479.376.46). The option execution recording period was from 24.8.2001 to 29.8.2001. From the increase raised 1.500.000 new nominal shares which entered trading on the 21.9.2001. The certification of the Share Capital from the BoD took place on the 13.9.2001. The amounts raised in comparison to the ones reported on the Supplementary Booklet, after the difference that took place after the 30.12.2002, 30.06.2005, 29.12.2006, 26.6.2009, 04.08.2011 and 30.06.2014 decision of the General Assemblies of the Company Shareholders, it was distributed up until 31.12.2014, according to the table below and completed on the basis of the decision 33 of the Athens Stock Exchange Board of Directors (Meeting on 24.11.2005)

TABLE OF RAISED FUNDS FROM THE SHARE CAPITAL INCREASE IN CASH

MANNER OF CASH AVAILABILITY (INVESTMENT)	Initial Plan based on the awarded path from the ASE and SEC		Plan according to the Extraordinary Assembly on the 31.12.2002		Completion of the transportation in rears investment on 01.2003	Plan according to the General Assembly on the 30.8.2005		Total amount of cash available for building construction from 1.1.2006 to 31.12.2006	Plan according to the decision of the Extraordinary General Assembly on the 29.16.2009		Total amount of cash available for building construction from 1.1.2007 to 31.12.2009	Plan according to the decision of the General Assembly on the 20.08.2009		Total cash available for building construction from 1.1.2009 to 31.12.2009	Remaining cash to be available in thousands € in 31.12.2009	Total cash available for building construction from 1.1.2010 to 31.12.2010	Remaining amount of cash to be available in thousands € in 31.12.2010	Total cash available for building construction from 1.1.2011 to 31.12.2011	Remaining amount of cash to be available in thousands € in 31.12.2011	Total cash available for building construction from 1.1.2012 to 31.12.2012	Remaining amount of cash to be available in thousands € in 31.12.2012	Total cash available for building construction from 1.1.2013 to 31.12.2013	Remaining amount of cash to be available in thousands € in 31.12.2013	Total cash available for building construction from 1.1.2014 to 30.06.2014	Remaining amount of cash to be available in thousands € in 31.12.2014	
	2002	2003	Total in 1000 €	2003		Total in 1000 €	2005		Total in 1000 €	2007		Total in 1000 €	2009													Total in 1000 €
Buildings - Land	###	###	###	###	###	0	###	###	127	###	###	801	###	###	55	3.714	0	3.714	6	3.708	0	3.708	11	3.697	3.630	67
Transportation	440	294	734	440	294	734																				
Total Amount	###	###	###	###	###	734	###	###	127	###	###	801	###	###	55	3.714	0	3.714	6	3.708	0	3.708	11	3.697	3.630	67

Notes:

1) The AGM of the 30th of June 2014, approved the dividend distribution to the shareholders of the remaining of the raised capital net amount of €0.10 per share

3) Under the BoD of the 12th of February 2015, it was decided the amendment of the balance amount of €67 th, as result from rounding up the non distributed dividend amount to the shareholders, to the company cash flow and especially to company cash reserves.

Thessaloniki, 31 st of March 2015

THE CHAIRMAN OF THE BoD	THE MANAGING DIRECTOR	THE FINANCIAL MANAGER
Nikolaos Papadakis ID Card Number AZ 167068	Penelope Ralli LD Card No. AK 255967	Maris Samara Hellenic Financial Chamber License No. 71414 A' grade LD Card No. S 942118

Statement of findings from the Application of Agreed Procedure on the Report of Raised Funds
Towards the Board of Directors of EYATH SA

According to the order we received from the Board of Directors of the 'Water Supply and Sewerage Systems SA' (the 'Company') we completed the following pre agreed procedures in the framework of those explained in the rule book of the ASE as well as the relevant regulatory framework of the SEC according to the Statement of Raised Funds of the Company concerning the share capital increase of the Company in cash that took place on the 13 September 2001. The management of the Company has the responsibility of the above announced statement. We took this study according to the International Standard of Services 4400, which is applicable on the Assignments on Preagreed Procedures on Financial Information. It is our responsibility to execute the procedures and to notify our findings.

Procedure

1) We compared the amounts stated as payments in the 'Statement of Raised Funds from the Share Capital Increase with Cash' to the respective amounts recognised to the books during the period stated.

2) We examined the completeness of the statement and the consistency of the amount to the ones recorded in the Annual Report, published by the Company for that particular reason, as well as to the relevant decisions, and announcements of the relevant officers of the Company, including those of the General Assemblies of the shareholders according to which the timeline is altered and the use of the raised capital.

Findings

1) The per segment of use amounts appearing in payments in the attached 'Report of Raised Capital from the Share capital increase with cash' arise from the Company books in the period in question.

2) The statement includes all the information expected for this reason according to the rule book of ASE and the relevant regulatory framework of the SEC and is consistent to the Annual Report and the relevant announcements of the relevant company officers, including the decisions of the General Assemblies of the Shareholders under which the timeline of the raise funds is altered. Taking into consideration that the procedure is not an overview according to the IFRS we do not express any other confirmation beyond those expressed above. Had we operated additional procedures or executed overview according to the IFRS more issues may had been under our overview beyond those referred to the previous paragraph.

The present report is directly addressed towards the Board of Directors of the Company within the framework of the rule book of the ASE and the relevant regulatory framework of the SEC. As such this Report is not allowed to be used for any other reasons as it is limited only to the figures examined above and does not expand in the financial statements as made by the company for the period of 01/01/2014-31/12/2014 for which we published a separate audit report on the 31th of March 2015.

Athens, 31st of March 2015

Grant Thornton	Konstantinos Sotiris	Konstantinos Konstantinos
Chartered Auditors Reg. No: 13617	Chartered Auditors Reg. No: 25701	

FIGURES AND INFORMATION

WATER SUPPLY AND SEWERAGE SYSTEMS COMPANY OF THESSALONIKI S.A. JOINT STOCK COMPANIES REGISTER NUMBER: 41913/06/B/98/32 Headquarters: 127 Egnatias Street- 54635 Thessaloniki DATA AND INFORMATION OF THE FISCAL PERIOD from the 1st of January 2014 until the 31st of December 2014 (published based on E.L. 2190/1920, article 135 for businesses who draw up yearly financial statements, consolidated or not, in accordance with the IAS.) The following data and information deriving from the financial statements aim to a general informing on the financial state and the results of the Group and the Company «WATER SUPPLY AND SEWERAGE SYSTEMS COMPANY OF THESSALONIKI S.A.». We therefore recommend to all our readers, prior to any investment activity or any other transaction with the Company, to refer to the Company website where the periodic financial statements are posted as well as the review report of the chartered auditor when required.																																																																																																																																																																																																																								
<p>Competent Agency/Prefecture: Ministry Of Development Website: www.eyath.gr Board of Directors Composition: Nikolaos Papadakis, President and Managing Director, executive member - Penelope Ralli, Vice Chairman, executive member - Konstantinos Koutroukias, Vice Chairman, executive member - Apostolos, independent non executive member - Dimitrios Zikalkas, non executive member - Eleftheria Kasaliadou, non executive member - Soterios Karahalios, independent non executive member - Markos Tsiflis, non executive member - Nikos Hadjiantoniou - non executive member, George Archontopoulos - employee representative, non executive member - Parthena Theodoridou, employee representative, non executive member.</p> <p>Financial Statements Confirmation Date by the Board of Directors: 30th March 2015 Chartered Auditor: Konstantinos Sotiriou (S.N.13671), Koutroulos Konstantinos (S.N.25701) Auditing Company: Grant Thornton A.E. (A.M.127) Type of Review Report: In accordance</p>		<p>TOTAL REVENUES DATA STATEMENT (The amounts are expressed in thousands of Euros)</p> <table border="1"> <thead> <tr> <th rowspan="2"></th> <th colspan="2">THE GROUP</th> <th colspan="2">THE COMPANY</th> </tr> <tr> <th>1/1-31/12/2014</th> <th>1/1-31/12/2013</th> <th>1/1-31/12/2014</th> <th>1/1-31/12/2013</th> </tr> </thead> <tbody> <tr> <td colspan="5">Continuing Activities</td> </tr> <tr> <td>Turnover</td> <td>73,693</td> <td>72,289</td> <td>73,693</td> <td>72,289</td> </tr> <tr> <td>Gross Profit/(Loss)</td> <td>26,268</td> <td>25,821</td> <td>26,886</td> <td>28,522</td> </tr> <tr> <td>Profit/(Loss) before tax, financing and investing activities</td> <td>18,361</td> <td>15,736</td> <td>18,152</td> <td>15,734</td> </tr> <tr> <td>Pri Tax Profit/(Loss)</td> <td>20,333</td> <td>17,686</td> <td>20,122</td> <td>17,730</td> </tr> <tr> <td>Less Taxes</td> <td>(6,520)</td> <td>(4,921)</td> <td>(6,592)</td> <td>(4,615)</td> </tr> <tr> <td>After tax Profit/(Loss) (A)</td> <td>13,383</td> <td>13,075</td> <td>13,200</td> <td>13,114</td> </tr> <tr> <td>-Parent Company Owners</td> <td>13,383</td> <td>13,075</td> <td>13,200</td> <td>13,114</td> </tr> <tr> <td>-Minority Rights</td> <td>0</td> <td>0</td> <td>0</td> <td>0</td> </tr> <tr> <td>Other total revenues after taxes (B)</td> <td>(456)</td> <td>(26)</td> <td>(456)</td> <td>(26)</td> </tr> <tr> <td>Total revenues after taxes (A)+(B)</td> <td>12,927</td> <td>13,049</td> <td>12,744</td> <td>13,088</td> </tr> <tr> <td>-Parent Company Owners</td> <td>12,927</td> <td>13,049</td> <td>12,744</td> <td>13,088</td> </tr> <tr> <td>-Minority Rights</td> <td>0</td> <td>0</td> <td>0</td> <td>0</td> </tr> <tr> <td>After tax profit/(loss) per share - basically (in €)</td> <td>0.3687</td> <td>0.3602</td> <td>0.3645</td> <td>0.3613</td> </tr> <tr> <td>Proposed dividend per share (€)</td> <td></td> <td></td> <td>0.1210</td> <td>0.1200</td> </tr> <tr> <td>Profit / (Loss) before tax, interest and depreciation</td> <td>24,241</td> <td>21,523</td> <td>24,032</td> <td>21,522</td> </tr> </tbody> </table>				THE GROUP		THE COMPANY		1/1-31/12/2014	1/1-31/12/2013	1/1-31/12/2014	1/1-31/12/2013	Continuing Activities					Turnover	73,693	72,289	73,693	72,289	Gross Profit/(Loss)	26,268	25,821	26,886	28,522	Profit/(Loss) before tax, financing and investing activities	18,361	15,736	18,152	15,734	Pri Tax Profit/(Loss)	20,333	17,686	20,122	17,730	Less Taxes	(6,520)	(4,921)	(6,592)	(4,615)	After tax Profit/(Loss) (A)	13,383	13,075	13,200	13,114	-Parent Company Owners	13,383	13,075	13,200	13,114	-Minority Rights	0	0	0	0	Other total revenues after taxes (B)	(456)	(26)	(456)	(26)	Total revenues after taxes (A)+(B)	12,927	13,049	12,744	13,088	-Parent Company Owners	12,927	13,049	12,744	13,088	-Minority Rights	0	0	0	0	After tax profit/(loss) per share - basically (in €)	0.3687	0.3602	0.3645	0.3613	Proposed dividend per share (€)			0.1210	0.1200	Profit / (Loss) before tax, interest and depreciation	24,241	21,523	24,032	21,522																																																																																																																											
	THE GROUP		THE COMPANY																																																																																																																																																																																																																					
	1/1-31/12/2014	1/1-31/12/2013	1/1-31/12/2014	1/1-31/12/2013																																																																																																																																																																																																																				
Continuing Activities																																																																																																																																																																																																																								
Turnover	73,693	72,289	73,693	72,289																																																																																																																																																																																																																				
Gross Profit/(Loss)	26,268	25,821	26,886	28,522																																																																																																																																																																																																																				
Profit/(Loss) before tax, financing and investing activities	18,361	15,736	18,152	15,734																																																																																																																																																																																																																				
Pri Tax Profit/(Loss)	20,333	17,686	20,122	17,730																																																																																																																																																																																																																				
Less Taxes	(6,520)	(4,921)	(6,592)	(4,615)																																																																																																																																																																																																																				
After tax Profit/(Loss) (A)	13,383	13,075	13,200	13,114																																																																																																																																																																																																																				
-Parent Company Owners	13,383	13,075	13,200	13,114																																																																																																																																																																																																																				
-Minority Rights	0	0	0	0																																																																																																																																																																																																																				
Other total revenues after taxes (B)	(456)	(26)	(456)	(26)																																																																																																																																																																																																																				
Total revenues after taxes (A)+(B)	12,927	13,049	12,744	13,088																																																																																																																																																																																																																				
-Parent Company Owners	12,927	13,049	12,744	13,088																																																																																																																																																																																																																				
-Minority Rights	0	0	0	0																																																																																																																																																																																																																				
After tax profit/(loss) per share - basically (in €)	0.3687	0.3602	0.3645	0.3613																																																																																																																																																																																																																				
Proposed dividend per share (€)			0.1210	0.1200																																																																																																																																																																																																																				
Profit / (Loss) before tax, interest and depreciation	24,241	21,523	24,032	21,522																																																																																																																																																																																																																				
<p>BALANCE SHEET DATA (The amounts are expressed in thousands of Euros)</p> <table border="1"> <thead> <tr> <th rowspan="2"></th> <th colspan="2">THE GROUP</th> <th colspan="2">THE COMPANY</th> </tr> <tr> <th>31/12/2014</th> <th>31/12/2013</th> <th>31/12/2014</th> <th>31/12/2013</th> </tr> </thead> <tbody> <tr> <td colspan="5">ASSETS</td> </tr> <tr> <td>Tangible fixed assets used by owners</td> <td>80,652</td> <td>80,672</td> <td>80,653</td> <td>80,672</td> </tr> <tr> <td>Intangible fixed assets</td> <td>146</td> <td>94</td> <td>146</td> <td>94</td> </tr> <tr> <td>Other non current assets</td> <td>6,288</td> <td>7,358</td> <td>6,348</td> <td>7,418</td> </tr> <tr> <td>Inventories</td> <td>1,274</td> <td>1,711</td> <td>1,274</td> <td>1,711</td> </tr> <tr> <td>Customer claims</td> <td>39,997</td> <td>38,911</td> <td>39,955</td> <td>38,860</td> </tr> <tr> <td>Other current assets</td> <td>61,015</td> <td>62,674</td> <td>62,739</td> <td>62,573</td> </tr> <tr> <td>TOTAL ASSETS</td> <td>198,373</td> <td>191,620</td> <td>198,116</td> <td>191,628</td> </tr> <tr> <td colspan="5">TOTAL NET WORTH AND LIABILITIES</td> </tr> <tr> <td>Equity Capital</td> <td>40,656</td> <td>40,656</td> <td>40,656</td> <td>40,656</td> </tr> <tr> <td>Other net worth capital</td> <td>105,128</td> <td>102,707</td> <td>104,825</td> <td>102,556</td> </tr> <tr> <td>Parent company owners total net worth (a)</td> <td>145,784</td> <td>143,363</td> <td>145,481</td> <td>143,212</td> </tr> <tr> <td>Minority rights (b)</td> <td>0</td> <td>0</td> <td>0</td> <td>0</td> </tr> <tr> <td>Total Net Worth (a) + (b)</td> <td>145,784</td> <td>143,363</td> <td>145,481</td> <td>143,212</td> </tr> <tr> <td>Provisions / Other long term liabilities</td> <td>26,899</td> <td>26,765</td> <td>26,899</td> <td>26,765</td> </tr> <tr> <td>Short term loan liabilities</td> <td>0</td> <td>0</td> <td>0</td> <td>0</td> </tr> <tr> <td>Other short term liabilities</td> <td>16,690</td> <td>21,452</td> <td>16,734</td> <td>21,550</td> </tr> <tr> <td>Total liabilities (c)</td> <td>43,589</td> <td>48,217</td> <td>43,633</td> <td>48,315</td> </tr> <tr> <td>TOTAL NET WORTH AND LIABILITIES (a) + (c)</td> <td>198,373</td> <td>191,620</td> <td>198,116</td> <td>191,628</td> </tr> </tbody> </table>			THE GROUP		THE COMPANY		31/12/2014	31/12/2013	31/12/2014	31/12/2013	ASSETS					Tangible fixed assets used by owners	80,652	80,672	80,653	80,672	Intangible fixed assets	146	94	146	94	Other non current assets	6,288	7,358	6,348	7,418	Inventories	1,274	1,711	1,274	1,711	Customer claims	39,997	38,911	39,955	38,860	Other current assets	61,015	62,674	62,739	62,573	TOTAL ASSETS	198,373	191,620	198,116	191,628	TOTAL NET WORTH AND LIABILITIES					Equity Capital	40,656	40,656	40,656	40,656	Other net worth capital	105,128	102,707	104,825	102,556	Parent company owners total net worth (a)	145,784	143,363	145,481	143,212	Minority rights (b)	0	0	0	0	Total Net Worth (a) + (b)	145,784	143,363	145,481	143,212	Provisions / Other long term liabilities	26,899	26,765	26,899	26,765	Short term loan liabilities	0	0	0	0	Other short term liabilities	16,690	21,452	16,734	21,550	Total liabilities (c)	43,589	48,217	43,633	48,315	TOTAL NET WORTH AND LIABILITIES (a) + (c)	198,373	191,620	198,116	191,628	<p>DATA OF NET WORTH CHANGE STATEMENT OF THE FISCAL PERIOD (The amounts are expressed in thousands of Euros)</p> <table border="1"> <thead> <tr> <th rowspan="2"></th> <th colspan="2">THE GROUP</th> <th colspan="2">THE COMPANY</th> </tr> <tr> <th>1/1-31/12/2014</th> <th>1/1-31/12/2013</th> <th>1/1-31/12/2014</th> <th>1/1-31/12/2013</th> </tr> </thead> <tbody> <tr> <td colspan="5">Total own shares at the beginning of the fiscal period 01/1/2014 and 01/01/2013 respectively</td> </tr> <tr> <td></td> <td>143,383</td> <td>136,165</td> <td>143,213</td> <td>138,008</td> </tr> <tr> <td>Total income after tax</td> <td>12,927</td> <td>13,049</td> <td>12,744</td> <td>13,088</td> </tr> <tr> <td>Increase / Decrease of equity capital</td> <td>0</td> <td>0</td> <td>0</td> <td>0</td> </tr> <tr> <td>Distributed dividend</td> <td>(10,555)</td> <td>(5,881)</td> <td>(10,555)</td> <td>(5,881)</td> </tr> <tr> <td>Purchases / (sales) own shares</td> <td>0</td> <td>0</td> <td>0</td> <td>0</td> </tr> <tr> <td>Total own shares at the ending of the fiscal period 31/12/2014 and 31/12/2013 respectively</td> <td>145,786</td> <td>143,363</td> <td>145,482</td> <td>143,213</td> </tr> </tbody> </table>				THE GROUP		THE COMPANY		1/1-31/12/2014	1/1-31/12/2013	1/1-31/12/2014	1/1-31/12/2013	Total own shares at the beginning of the fiscal period 01/1/2014 and 01/01/2013 respectively						143,383	136,165	143,213	138,008	Total income after tax	12,927	13,049	12,744	13,088	Increase / Decrease of equity capital	0	0	0	0	Distributed dividend	(10,555)	(5,881)	(10,555)	(5,881)	Purchases / (sales) own shares	0	0	0	0	Total own shares at the ending of the fiscal period 31/12/2014 and 31/12/2013 respectively	145,786	143,363	145,482	143,213																																																																
	THE GROUP		THE COMPANY																																																																																																																																																																																																																					
	31/12/2014	31/12/2013	31/12/2014	31/12/2013																																																																																																																																																																																																																				
ASSETS																																																																																																																																																																																																																								
Tangible fixed assets used by owners	80,652	80,672	80,653	80,672																																																																																																																																																																																																																				
Intangible fixed assets	146	94	146	94																																																																																																																																																																																																																				
Other non current assets	6,288	7,358	6,348	7,418																																																																																																																																																																																																																				
Inventories	1,274	1,711	1,274	1,711																																																																																																																																																																																																																				
Customer claims	39,997	38,911	39,955	38,860																																																																																																																																																																																																																				
Other current assets	61,015	62,674	62,739	62,573																																																																																																																																																																																																																				
TOTAL ASSETS	198,373	191,620	198,116	191,628																																																																																																																																																																																																																				
TOTAL NET WORTH AND LIABILITIES																																																																																																																																																																																																																								
Equity Capital	40,656	40,656	40,656	40,656																																																																																																																																																																																																																				
Other net worth capital	105,128	102,707	104,825	102,556																																																																																																																																																																																																																				
Parent company owners total net worth (a)	145,784	143,363	145,481	143,212																																																																																																																																																																																																																				
Minority rights (b)	0	0	0	0																																																																																																																																																																																																																				
Total Net Worth (a) + (b)	145,784	143,363	145,481	143,212																																																																																																																																																																																																																				
Provisions / Other long term liabilities	26,899	26,765	26,899	26,765																																																																																																																																																																																																																				
Short term loan liabilities	0	0	0	0																																																																																																																																																																																																																				
Other short term liabilities	16,690	21,452	16,734	21,550																																																																																																																																																																																																																				
Total liabilities (c)	43,589	48,217	43,633	48,315																																																																																																																																																																																																																				
TOTAL NET WORTH AND LIABILITIES (a) + (c)	198,373	191,620	198,116	191,628																																																																																																																																																																																																																				
	THE GROUP		THE COMPANY																																																																																																																																																																																																																					
	1/1-31/12/2014	1/1-31/12/2013	1/1-31/12/2014	1/1-31/12/2013																																																																																																																																																																																																																				
Total own shares at the beginning of the fiscal period 01/1/2014 and 01/01/2013 respectively																																																																																																																																																																																																																								
	143,383	136,165	143,213	138,008																																																																																																																																																																																																																				
Total income after tax	12,927	13,049	12,744	13,088																																																																																																																																																																																																																				
Increase / Decrease of equity capital	0	0	0	0																																																																																																																																																																																																																				
Distributed dividend	(10,555)	(5,881)	(10,555)	(5,881)																																																																																																																																																																																																																				
Purchases / (sales) own shares	0	0	0	0																																																																																																																																																																																																																				
Total own shares at the ending of the fiscal period 31/12/2014 and 31/12/2013 respectively	145,786	143,363	145,482	143,213																																																																																																																																																																																																																				
<p>ADDITIONAL DATA AND INFORMATION</p> <p>1. The companies included in the consolidated financial statements for the current fiscal period are presented below. Up until the 31/12/2014 there has been no change in the integrated companies and/or the participation percentage and the method of integration.</p> <table border="1"> <thead> <tr> <th>Company</th> <th>Country</th> <th>Participation percentage</th> <th>Integration method</th> </tr> </thead> <tbody> <tr> <td>EYATH S.A</td> <td>Greece</td> <td>Parent Company</td> <td>Full integration</td> </tr> <tr> <td>EYATH SERVICES S.A</td> <td>Greece</td> <td>100%</td> <td>Full integration</td> </tr> </tbody> </table> <p>2. The unaudited fiscal periods for the companies included in the integrated financial lists are the following:</p> <table border="1"> <thead> <tr> <th>Company</th> <th>Country</th> <th>Participation percentage</th> <th>UNAUDITED FISCAL PERIOD</th> </tr> </thead> <tbody> <tr> <td>EYATH S.A</td> <td>Greece</td> <td>Parent Company</td> <td>2009-2010</td> </tr> <tr> <td>EYATH SERVICES S.A</td> <td>Greece</td> <td>100.00%</td> <td>2010</td> </tr> </tbody> </table> <p>For the 2014 fiscal year there is a tax audit taking place from the audit company Grant Thornton, which will publish a tax certificate. (note 28.4 of the Annual Financial Statements)</p> <p>3. The formed provisions for likely risks are adjusted per case as follows:</p> <p>a) For litigations or disputes under arbitration of the Group and Company as well as for judicial decisions or decisions by arbitrary agencies, there has been a provision of €2,321. Beyond this provision there are no other disputes likely to significantly affect the financial state or the operation of the Group (see note 17 & 28 of the Annual Financial Statements)</p> <p>b) There has been accumulated provision for bad claims of €17,692 th. (note 12 of the Annual Financial Statement).</p> <p>c) There has been an accumulated provision for unaudited tax periods of €1,037 thousand (see note 17 & 28 of the Annual Financial Statements)</p> <p>d) There has been an accumulated provision for inventory depreciation of €91 thousand (note 11 of the Annual Financial Statement).</p> <p>e) There has been an accumulated provision for staff compensation due to retirement of €2,398 thousand (note 16)</p> <p>f) There has been an accumulated provision for water provision to active personnel and retired personnel of 946 th. (note 16 of the Annual Financial Statement)</p> <p>g) There has been an accumulated provision for dried sludge removal of €3,700 thousand (note 17 & 30 of the Annual Financial Statements)</p> <p>h) There are no other provisions.</p> <p>4. There are no encumbrances on the fixed assets of the Group and the Company.</p> <p>5. The number of employees in the end of the current fiscal period was: Group: 229, Company: 229, while for the respective previous fiscal period the number was 242 for the Group and the Company.</p> <p>6. The Group and Company investments on fixed assets for the current fiscal period amounted to €6,031 thousand. For the respective previous fiscal period the number amounted to €5,392 thousand for the Group and the Company (note 7 & 8 of the Annual Financial Statements).</p> <p>7. Other total income after tax for the current fiscal year are €-456 th., while for the previous fiscal year at €-26 th., and account for actuarial results.</p> <p>8. The accumulated amounts of revenues and expenses since the beginning of the fiscal period and the claims and liabilities balances of the Group and Company at the end of the current fiscal period, deriving from transactions with affiliated parties, as determined in IAS 24, are as follows:</p> <table border="1"> <thead> <tr> <th>(amounts in thousands of Euros)</th> <th>Group</th> <th>Company</th> </tr> </thead> <tbody> <tr> <td>a) Revenues</td> <td>0</td> <td>0</td> </tr> <tr> <td>b) Expenses</td> <td>0</td> <td>1,411</td> </tr> <tr> <td>c) Claims</td> <td>0</td> <td>144</td> </tr> <tr> <td>d) Liabilities</td> <td>0</td> <td>196</td> </tr> <tr> <td>e) Transactions and fees of executive members and management members</td> <td>745</td> <td>744</td> </tr> <tr> <td>f) Claims from executive members and management members</td> <td>13</td> <td>13</td> </tr> <tr> <td>g) Liabilities towards executive members and management members</td> <td>5</td> <td>3</td> </tr> </tbody> </table> <p>9. The Group owns no own shares.</p> <p>10. The ordinary general meeting of June 30, 2014 approved the distribution to shareholders a free reserve of €2,930 th., which had been formed under the provisions of L.2238/1994 after tax payment, as provided in Article 72 of N.4172 / 2013. Also the general meeting approved the distribution to shareholders of the unused balance of funds raised €9,695 th.</p> <p>11. No events have occurred which significantly affect the financial structure or operations of the Company and the Group from 31.12.2014 until the date of approval of the financial statements by the Board of Directors.</p>		Company	Country	Participation percentage	Integration method	EYATH S.A	Greece	Parent Company	Full integration	EYATH SERVICES S.A	Greece	100%	Full integration	Company	Country	Participation percentage	UNAUDITED FISCAL PERIOD	EYATH S.A	Greece	Parent Company	2009-2010	EYATH SERVICES S.A	Greece	100.00%	2010	(amounts in thousands of Euros)	Group	Company	a) Revenues	0	0	b) Expenses	0	1,411	c) Claims	0	144	d) Liabilities	0	196	e) Transactions and fees of executive members and management members	745	744	f) Claims from executive members and management members	13	13	g) Liabilities towards executive members and management members	5	3	<p>CASH FLOWS STATEMENT (The amounts are expressed in thousands of Euros)</p> <table border="1"> <thead> <tr> <th rowspan="2"></th> <th colspan="2">THE GROUP</th> <th colspan="2">THE COMPANY</th> </tr> <tr> <th>1/1-31/12/2014</th> <th>1/1-31/12/2013</th> <th>1/1-31/12/2014</th> <th>1/1-31/12/2013</th> </tr> </thead> <tbody> <tr> <td colspan="5">Operational activities:</td> </tr> <tr> <td>Pre-tax Profit / (Loss) (continuing activities)</td> <td>20,333</td> <td>17,686</td> <td>20,122</td> <td>17,730</td> </tr> <tr> <td>Plus (minus) adjustments for:</td> <td></td> <td></td> <td></td> <td></td> </tr> <tr> <td>Depreciations</td> <td>6,200</td> <td>6,115</td> <td>6,200</td> <td>6,115</td> </tr> <tr> <td>Provisions</td> <td>6,145</td> <td>2,926</td> <td>6,145</td> <td>2,926</td> </tr> <tr> <td>Results (revenues, expenses, profit and loss) from investment activity</td> <td>0</td> <td>(506)</td> <td>0</td> <td>(506)</td> </tr> <tr> <td>Participation Revenues</td> <td>0</td> <td>0</td> <td>0</td> <td>(38)</td> </tr> <tr> <td>Depreciation of fixed assets investment fundings</td> <td>(320)</td> <td>(327)</td> <td>(320)</td> <td>(327)</td> </tr> <tr> <td>Interest and relevant expenses</td> <td>(1,575)</td> <td>(1,953)</td> <td>(1,575)</td> <td>(1,575)</td> </tr> <tr> <td>Plus / minus adjustments for changes of working capital accounts or relevant to operational activities:</td> <td></td> <td></td> <td></td> <td></td> </tr> <tr> <td>Decrease / (increase) of inventories</td> <td>(761)</td> <td>(170)</td> <td>(761)</td> <td>(170)</td> </tr> <tr> <td>Decrease / (increase) of claims</td> <td>(7,662)</td> <td>15,320</td> <td>(7,667)</td> <td>15,366</td> </tr> <tr> <td>Decrease / (increase) of long term claims</td> <td>230</td> <td>(1,106)</td> <td>230</td> <td>(1,106)</td> </tr> <tr> <td>(Decrease) / increase of liabilities (banks excluded)</td> <td>(3,241)</td> <td>(10,383)</td> <td>(3,196)</td> <td>(10,295)</td> </tr> <tr> <td>(Less):</td> <td></td> <td></td> <td></td> <td></td> </tr> <tr> <td>Debt interest and relevant expenses paid</td> <td>(48)</td> <td>(59)</td> <td>(48)</td> <td>(59)</td> </tr> <tr> <td>Taxes paid</td> <td>(7,555)</td> <td>(4,698)</td> <td>(7,555)</td> <td>(4,698)</td> </tr> <tr> <td>Total inflows / (outflows) from operational activities (a)</td> <td>11,346</td> <td>22,848</td> <td>11,179</td> <td>22,800</td> </tr> <tr> <td colspan="5">Investment activity:</td> </tr> <tr> <td>Acquisition of current and non current assets</td> <td>(6,031)</td> <td>(5,398)</td> <td>(6,031)</td> <td>(5,398)</td> </tr> <tr> <td>Sale of current and non current assets</td> <td>19</td> <td>7,102</td> <td>19</td> <td>7,102</td> </tr> <tr> <td>Interest received</td> <td>1,873</td> <td>1,982</td> <td>1,871</td> <td>1,979</td> </tr> <tr> <td>Total inflows/(outflows) from investment activities (b)</td> <td>(4,139)</td> <td>3,686</td> <td>(4,141)</td> <td>3,683</td> </tr> <tr> <td colspan="5">Financing activities:</td> </tr> <tr> <td>Repayments of loans</td> <td>0</td> <td>(142)</td> <td>0</td> <td>(142)</td> </tr> <tr> <td>Cashings from fundings</td> <td>17</td> <td>98</td> <td>17</td> <td>98</td> </tr> <tr> <td>Dividends paid</td> <td>(10,509)</td> <td>(5,877)</td> <td>(10,509)</td> <td>(5,877)</td> </tr> <tr> <td>Total inflows / (outflows) from financing activities (c)</td> <td>(10,492)</td> <td>(6,021)</td> <td>(10,492)</td> <td>(6,021)</td> </tr> <tr> <td>Net increase / (decrease) of the cash reserves and equivalents of fiscal period (a)+(b)+(c)</td> <td>(3,283)</td> <td>20,612</td> <td>(3,450)</td> <td>20,715</td> </tr> <tr> <td>Cash reserves and equivalents at the opening of the period</td> <td>63,698</td> <td>32,973</td> <td>63,395</td> <td>32,662</td> </tr> <tr> <td>Cash reserves and equivalents at the ending of the period</td> <td>60,305</td> <td>53,585</td> <td>49,911</td> <td>53,305</td> </tr> </tbody> </table>				THE GROUP		THE COMPANY		1/1-31/12/2014	1/1-31/12/2013	1/1-31/12/2014	1/1-31/12/2013	Operational activities:					Pre-tax Profit / (Loss) (continuing activities)	20,333	17,686	20,122	17,730	Plus (minus) adjustments for:					Depreciations	6,200	6,115	6,200	6,115	Provisions	6,145	2,926	6,145	2,926	Results (revenues, expenses, profit and loss) from investment activity	0	(506)	0	(506)	Participation Revenues	0	0	0	(38)	Depreciation of fixed assets investment fundings	(320)	(327)	(320)	(327)	Interest and relevant expenses	(1,575)	(1,953)	(1,575)	(1,575)	Plus / minus adjustments for changes of working capital accounts or relevant to operational activities:					Decrease / (increase) of inventories	(761)	(170)	(761)	(170)	Decrease / (increase) of claims	(7,662)	15,320	(7,667)	15,366	Decrease / (increase) of long term claims	230	(1,106)	230	(1,106)	(Decrease) / increase of liabilities (banks excluded)	(3,241)	(10,383)	(3,196)	(10,295)	(Less):					Debt interest and relevant expenses paid	(48)	(59)	(48)	(59)	Taxes paid	(7,555)	(4,698)	(7,555)	(4,698)	Total inflows / (outflows) from operational activities (a)	11,346	22,848	11,179	22,800	Investment activity:					Acquisition of current and non current assets	(6,031)	(5,398)	(6,031)	(5,398)	Sale of current and non current assets	19	7,102	19	7,102	Interest received	1,873	1,982	1,871	1,979	Total inflows/(outflows) from investment activities (b)	(4,139)	3,686	(4,141)	3,683	Financing activities:					Repayments of loans	0	(142)	0	(142)	Cashings from fundings	17	98	17	98	Dividends paid	(10,509)	(5,877)	(10,509)	(5,877)	Total inflows / (outflows) from financing activities (c)	(10,492)	(6,021)	(10,492)	(6,021)	Net increase / (decrease) of the cash reserves and equivalents of fiscal period (a)+(b)+(c)	(3,283)	20,612	(3,450)	20,715	Cash reserves and equivalents at the opening of the period	63,698	32,973	63,395	32,662	Cash reserves and equivalents at the ending of the period	60,305	53,585	49,911	53,305
Company	Country	Participation percentage	Integration method																																																																																																																																																																																																																					
EYATH S.A	Greece	Parent Company	Full integration																																																																																																																																																																																																																					
EYATH SERVICES S.A	Greece	100%	Full integration																																																																																																																																																																																																																					
Company	Country	Participation percentage	UNAUDITED FISCAL PERIOD																																																																																																																																																																																																																					
EYATH S.A	Greece	Parent Company	2009-2010																																																																																																																																																																																																																					
EYATH SERVICES S.A	Greece	100.00%	2010																																																																																																																																																																																																																					
(amounts in thousands of Euros)	Group	Company																																																																																																																																																																																																																						
a) Revenues	0	0																																																																																																																																																																																																																						
b) Expenses	0	1,411																																																																																																																																																																																																																						
c) Claims	0	144																																																																																																																																																																																																																						
d) Liabilities	0	196																																																																																																																																																																																																																						
e) Transactions and fees of executive members and management members	745	744																																																																																																																																																																																																																						
f) Claims from executive members and management members	13	13																																																																																																																																																																																																																						
g) Liabilities towards executive members and management members	5	3																																																																																																																																																																																																																						
	THE GROUP		THE COMPANY																																																																																																																																																																																																																					
	1/1-31/12/2014	1/1-31/12/2013	1/1-31/12/2014	1/1-31/12/2013																																																																																																																																																																																																																				
Operational activities:																																																																																																																																																																																																																								
Pre-tax Profit / (Loss) (continuing activities)	20,333	17,686	20,122	17,730																																																																																																																																																																																																																				
Plus (minus) adjustments for:																																																																																																																																																																																																																								
Depreciations	6,200	6,115	6,200	6,115																																																																																																																																																																																																																				
Provisions	6,145	2,926	6,145	2,926																																																																																																																																																																																																																				
Results (revenues, expenses, profit and loss) from investment activity	0	(506)	0	(506)																																																																																																																																																																																																																				
Participation Revenues	0	0	0	(38)																																																																																																																																																																																																																				
Depreciation of fixed assets investment fundings	(320)	(327)	(320)	(327)																																																																																																																																																																																																																				
Interest and relevant expenses	(1,575)	(1,953)	(1,575)	(1,575)																																																																																																																																																																																																																				
Plus / minus adjustments for changes of working capital accounts or relevant to operational activities:																																																																																																																																																																																																																								
Decrease / (increase) of inventories	(761)	(170)	(761)	(170)																																																																																																																																																																																																																				
Decrease / (increase) of claims	(7,662)	15,320	(7,667)	15,366																																																																																																																																																																																																																				
Decrease / (increase) of long term claims	230	(1,106)	230	(1,106)																																																																																																																																																																																																																				
(Decrease) / increase of liabilities (banks excluded)	(3,241)	(10,383)	(3,196)	(10,295)																																																																																																																																																																																																																				
(Less):																																																																																																																																																																																																																								
Debt interest and relevant expenses paid	(48)	(59)	(48)	(59)																																																																																																																																																																																																																				
Taxes paid	(7,555)	(4,698)	(7,555)	(4,698)																																																																																																																																																																																																																				
Total inflows / (outflows) from operational activities (a)	11,346	22,848	11,179	22,800																																																																																																																																																																																																																				
Investment activity:																																																																																																																																																																																																																								
Acquisition of current and non current assets	(6,031)	(5,398)	(6,031)	(5,398)																																																																																																																																																																																																																				
Sale of current and non current assets	19	7,102	19	7,102																																																																																																																																																																																																																				
Interest received	1,873	1,982	1,871	1,979																																																																																																																																																																																																																				
Total inflows/(outflows) from investment activities (b)	(4,139)	3,686	(4,141)	3,683																																																																																																																																																																																																																				
Financing activities:																																																																																																																																																																																																																								
Repayments of loans	0	(142)	0	(142)																																																																																																																																																																																																																				
Cashings from fundings	17	98	17	98																																																																																																																																																																																																																				
Dividends paid	(10,509)	(5,877)	(10,509)	(5,877)																																																																																																																																																																																																																				
Total inflows / (outflows) from financing activities (c)	(10,492)	(6,021)	(10,492)	(6,021)																																																																																																																																																																																																																				
Net increase / (decrease) of the cash reserves and equivalents of fiscal period (a)+(b)+(c)	(3,283)	20,612	(3,450)	20,715																																																																																																																																																																																																																				
Cash reserves and equivalents at the opening of the period	63,698	32,973	63,395	32,662																																																																																																																																																																																																																				
Cash reserves and equivalents at the ending of the period	60,305	53,585	49,911	53,305																																																																																																																																																																																																																				
<p>THE PRESIDENT AND CHAIRMAN OF THE BoD</p> <p>Nikolaos Papadakis ID Card Number AK 869759</p>		<p>THE MANAGING DIRECTOR</p> <p>Penelope Ralli ID Card No. AK 255987</p>																																																																																																																																																																																																																						
<p>THESSALONIKI, the 30th of March 2015</p>		<p>THE FINANCIAL MANAGER</p> <p>Maria Samara elleric Financial Chamber License No. 71414'A' grak ID Card No. S 242116</p>																																																																																																																																																																																																																						

INFORMATION UPON ARTICLE 10 L.3401/2005

EYATH SA made public to the investment community during the fiscal year 1/1/2014-31/12/2014, according to the regulation the following announcements uploaded in the company site (www.eyath.gr) and the ASE site (www.ase.gr).

1/12/2014	ANNOUNCEMENT
28/11/2014	ANNOUNCEMENT OF COMMENTS ON 9M FINANCIAL RESULTS
25/11/2014	ANNOUNCEMENT
12/9/2014	ANNOUNCEMENT
1/9/2014	ANNOUNCEMENT
29/8/2014	ANNOUNCEMENT OF FINANCIAL RESULTS 6M
2/7/2014	ANNOUNCEMENT
1/7/2014	ANNOUNCEMENT – DIVIDEND CUT
1/7/2014	ANNOUNCEMENT - AGM
6/6/2014	ANNOUNCEMENT
6/6/2014	ANALYST PRESENTATION
5/6/2014	ANNOUNCEMENT – INVITATION TO AGM
2/6/2014	ANNOUNCEMENT
30/5/2014	ANNOUNCEMENT – FINANCIAL RESULTS 3M
29/5/2014	ANNOUNCEMENT – INVITATION TO ANALYST DAY
29/5/2014	FINANCIAL CALENDAR CHANGE OF
10/4/2014	ANNOUNCEMENT OF MANAGERIAL STAFF
2/4/2014	ANNOUNCEMENT
28/3/2014	ANNOUNCEMENT OF FINANCIAL RESULTS
2/2/2014	FINANCIAL CALENDAR

AVAILABILITY OF THE ANNUAL FINANCIAL STATEMENTS

The annual and interim financial statements of the Group and the Company, the Auditor's Statements and the Management Report of the Board of Directors for the Annual General Meeting are all uploaded in the Company website (www.eyath.gr).