



ATHEXGROUP
Athens Exchange Group

Hellenic Exchanges – Athens Stock Exchange S.A.



2016

δελτιο ημερησιων συναλλαγων

daily official list

Wednesday, 23 March, 2016

Year: 137 Trading Day No: 56



Disclaimer:

Hellenic Exchanges-Athens Stock Exchange S.A endeavours to ensure that the data and other material ("Information") presented on the Daily Official List are accurate and complete, but it is not liable for any errors or omissions of data or /and for the accuracy, credibility, updating and completeness of the aforesaid information nor it has any liability arising directly or indirectly from the use of the above Information.

The Company is not liable for the accuracy of the data included in listed companies' announcements. Only the sender of such an announcement is fully and solely liable for any infringement of third party's rights from the content of such announcement. All contents of the Daily Official List are provided only for information purposes and do not constitute investment advice or solicitation to invest in securities or other products listed for trading on the Exchange.

You acknowledge and agree that the Company is the owner of any property rights related to any Information appearing on the Daily Official List including intellectual property rights copyright, trademarks, etc.

The above data are a property of the Hellenic Exchanges-Athens Exchange and are copyright protected. Users are forbidden to reproduce, modify, copy, sale, transmit or redistribute, by all reproduction means and methods, part or the whole of the above data, without reference to their source.

The commercial exploitation of these data is, also, forbidden by third parties. Hellenic Exchanges-Athens Exchange does not carry any responsibility, direct or indirect, derived from usage or accidental alteration of the above data when used by third parties.

Hellenic Exchanges – Athens Stock Exchange S.A.

110 Athinon Ave.,10442 Athens, Tel: (210) 33.66.800, Fax: (210) 32.13.938

www.helex.gr

Thessalonica Stock Exchange Center (T.S.E.C)

16-18 Katouni Str., Thessalonica 546 25 Tel: (2310) 567.667, Fax: (2310) 530.545

Athex Members Guarantee Fund

14-16 Fidiou Str., Athens 106 78, Tel: (210) 33.04.682, Fax: (210) 33.04.155

Hellenic Republic Capital Market Commission

1 Kolokotroni Str. & 1 Stadiou Str., Athens 10562 Tel: (210) 33.77.100 Fax: (210) 33.77.173

Table of Contents

Section 1: Statistical Figures of Securities, Derivatives and Lending

Summary of Markets

Athex Indices

Analytic Figures for Athex Market's Boards and Categories

Trading Details by Athex Sectors and Financial Instruments (ETFs)

Top 10 best & worst performing Shares

Derivatives Summary

Section 2: Analytic Figures of Shares Transactions

Analytic Figures of Shares Transactions

Shares' Notes

Section 3: Figures of Securities Transactions

Securities Blocks Details

Shares Rights Details

Stock Borrowing

Shares Forced Sales

Forced Sales Registered Shares

Exchange Traded Funds (ETFs) Characteristics

Section 5: Bonds traded in Fixed Income Assets Market

Corporate Bonds

Government Bonds

Treasury Bills & Zero Coupon Government Bonds

Government Bonds Traded with the Open Outcry Method

State Banks Bonds

Section 6: Additional Infos

Athex & ATHEXClear Members List

List of Stocks under Market Making operations

Section 7: Derivatives Market Analytic Figures

Index Futures

Stock Futures

Index Options

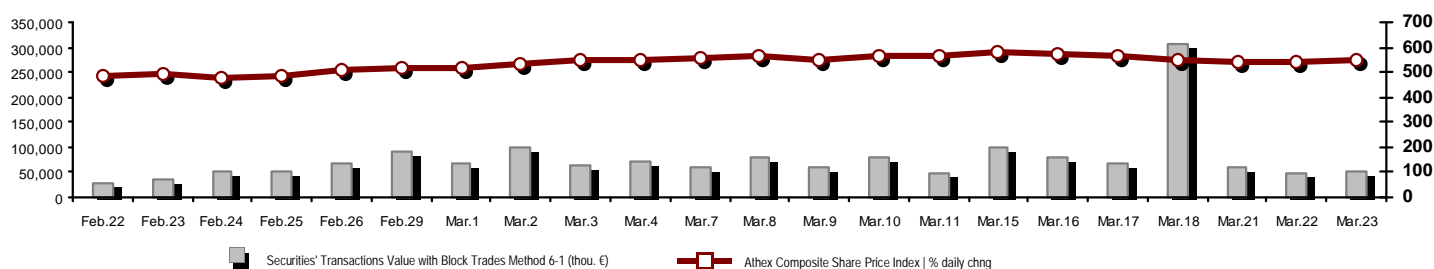
Stock Options

Stock Lending Analytic Figures

Appendix A: Sectors codification for listed companies

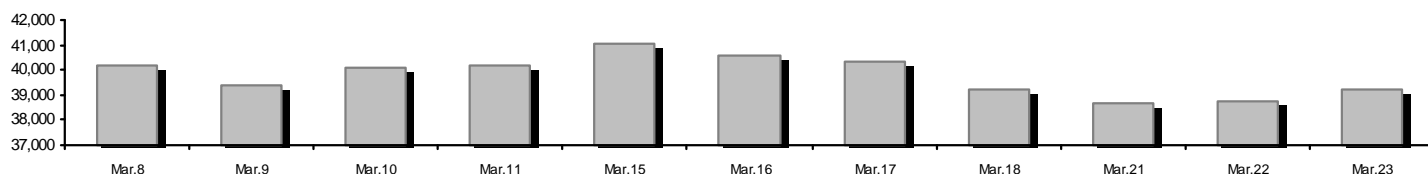
Summary of Markets

Athex Composite Share Price Index vs Shares and Derivatives Transactions Value

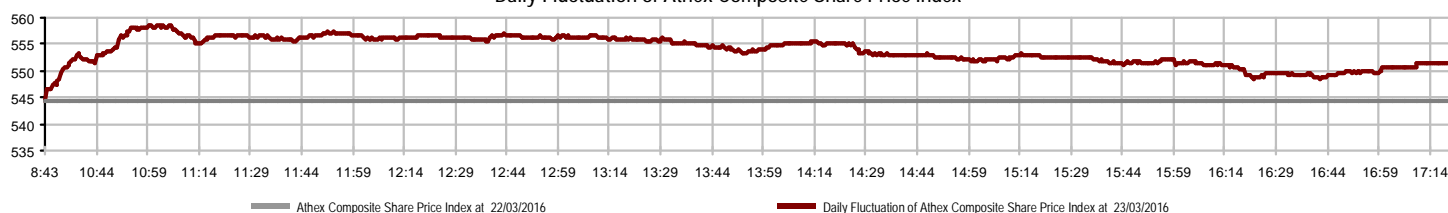


Athex Capitalisation (mill. €) **:	39,252.09	Derivatives Total Open Interest	186,846
Daily change: mill. € %	538.03 1.39%	in Index Futures % daily chng	11,019 -2.89%
Yearly Avg Capitalisation: mill. € % chng prev year Avg	38,852.43 -10.94%	in Stock Futures % daily chng	173,297 0.36%
Athex Composite Share Price Index % daily chng	551.31 1.29%	in Index Options % daily chng	2,480 7.36%
Athex Composite Share Price Index Capitalisation (mill. €)	35,105.48	in Stock Options % daily chng	50 0.00%
Daily change (mill. €)	538.94		
Securities' Transactions Value with Block Trades Method 6-1 (51,471.67	Derivatives Contracts Volume:	25,485
Daily change: thou. € %	3,010.15 6.21%	Daily change: pieces %	638 2.57%
YtD Avg Trans. Value: thou. € % chng prev year Avg	71,981.52 -15.92%	YtD Avg Derivatives Contracts % chng prev year Avg	66,068 0.55%
Blocks Transactions Value of Method 6-1 (thou. €)	6,071.95	Derivatives Trades Number:	2,108
Blocks Transactions Value of Method 6-2 & 6-3 (thou. €)	0.00	Daily change: number %	281 15.38%
Bonds Transactions Value (thou. €)	0.00	YtD Avg Derivatives Trades number % chng prev year Avg	3,030 -7.29%
Securities' Transactions Volume with Block Trades Method 6-1 (th	80,616.55	Lending Total Open Interest	873,778
Daily change: thou. pieces %	23,986.97 42.36%	Daily change: pieces %	-13,821 -1.56%
YtD Avg Volume: thou. pieces % chng prev year Avg	126,215.02 -34.62%	Lending Volume (Multilateral/Bilateral)	54,100
Blocks Transactions Volume of Method 6-1 (thou. Pieces)	6,219.33	Daily change: pieces %	-166,400 -75.46%
Blocks Transactions Volume of Method 6-2 & 6-3 (thou. Pieces)	0.00	Multilateral Lending	4,100
Bonds Transactions Volume (thou. pieces)	0.00	Bilateral Lending	50,000
Securities' Trades Number with Block Trades Method 6-1	17,731	Lending Trades Number:	20
Daily change: number %	-1,389 -7.26%	Daily change: thou. € %	-25 -55.56%
YtD Avg Derivatives Trades number % chng prev year Avg	24,211 -10.34%	Multilateral Lending Trades Number	16
Number of Blocks Method 6-1	8	Bilateral Lending Trades Number	4
Number of Blocks Method 6-2 & 6-3	0		
Number of Bonds Transactions	0		

Athex Capitalisation (mill. €) **



Daily Fluctuation of Athex Composite Share Price Index



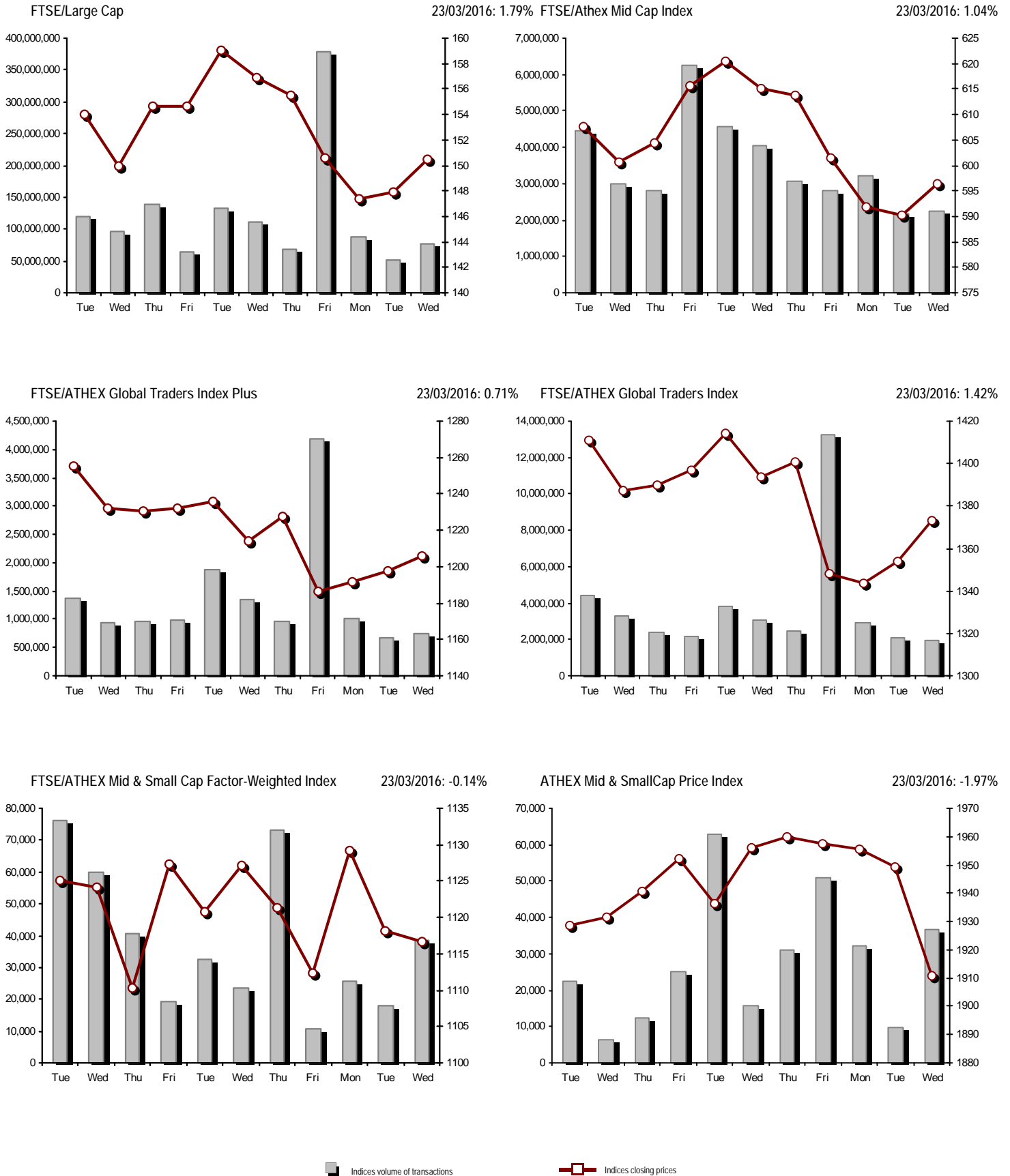
Athex Indices

Index name	23/03/2016	22/03/2016	pts.	%	Min	Max	Year min	Year max	Year change
Athex Composite Share Price Index	551.31 #	544.30	7.01	1.29%	544.30	558.65	420.82	631.35	-12.68% €
FTSE/Athex Large Cap	150.53 #	147.89	2.64	1.79%	147.89	153.30	107.52	183.34	-17.90% €
FTSE/ATHEX Custom Capped	483.91 #	482.76	1.16	0.24%			390.34	576.80	-17.69% €
FTSE/ATHEX Custom Capped - USD	389.49 €	389.71	-0.21	-0.05%			317.45	446.81	-14.93% €
FTSE/Athex Mid Cap Index	596.26 #	590.15	6.11	1.04%	590.15	599.29	515.21	820.16	-26.97% €
FTSE/ATHEX-CSE Banking Index	30.00 #	29.21	0.79	2.70%	29.21	31.28	13.57	44.84	-32.74% €
FTSE/ATHEX Global Traders Index Plus	1,205.96 #	1,197.47	8.49	0.71%	1,194.65	1,210.37	1,031.55	1,278.16	-5.39% €
FTSE/ATHEX Global Traders Index	1,373.18 #	1,354.00	19.18	1.42%	1,354.00	1,375.28	1,129.41	1,426.71	-3.75% €
FTSE/ATHEX Mid & Small Cap Factor-Weighted Ind	1,116.61 €	1,118.19	-1.58	-0.14%	1,114.41	1,124.19	1,066.64	1,261.08	-11.07% €
Greece & Turkey 30 Price Index	486.58 €	492.16	-5.58	-1.13%	485.58	494.61	396.10	500.81	4.82% #
ATHEX Mid & SmallCap Price Index	1,910.87 €	1,949.27	-38.40	-1.97%	1,900.74	1,949.27	1,848.24	2,183.18	-12.02% €
FTSE/Athex Market Index	367.99 #	361.64	6.35	1.76%	361.64	374.50	265.17	449.96	-18.22% €
FTSE Med Index	4,763.36 #	4,746.42	16.94	0.36%			4,396.47	5,530.53	-13.87% €
Athex Composite Index Total Return Index	821.20 #	810.76	10.44	1.29%	810.76	832.12	626.16	939.41	-12.58% €
FTSE/Athex Large Cap Total Return	207.78 #	204.14	3.64	1.78%			157.44	246.77	-17.84% €
FTSE/ATHEX Large Cap Net Total Return	620.68 #	609.81	10.87	1.78%	609.81	632.14	443.06	755.50	-17.85% €
FTSE/ATHEX Custom Capped Total Return	519.96 #	518.72	1.24	0.24%			418.87	618.97	-17.58% €
FTSE/ATHEX Custom Capped - USD Total Return	418.51 €	418.73	-0.23	-0.05%			340.66	479.47	-14.82% €
FTSE/Athex Mid Cap Total Return	733.07 #	725.55	7.52	1.04%			669.55	1,008.35	-26.97% €
FTSE/ATHEX-CSE Banking Total Return Index	27.99 #	27.25	0.74	2.72%			15.92	42.34	-35.64% €
Greece & Turkey 30 Total Return Index	610.53 €	619.96	-9.43	-1.52%			502.35	619.96	6.05% #
Hellenic Mid & Small Cap Index	668.39 #	661.64	6.75	1.02%	661.64	670.48	560.15	722.84	-6.59% €
FTSE/Athex Banks	39.64 #	38.59	1.05	2.72%	38.59	41.33	17.93	59.24	-32.72% €
FTSE/Athex Insurance	1,475.13 #	1,422.45	52.68	3.70%	1,401.38	1,475.13	1,274.94	1,517.28	0.00% -
FTSE/Athex Financial Services	955.05 #	944.75	10.30	1.09%	933.13	966.01	634.69	1,029.78	-1.94% €
FTSE/Athex Industrial Goods & Services	1,425.83 #	1,412.62	13.21	0.94%	1,410.80	1,440.05	1,369.56	1,844.00	-21.86% €
FTSE/Athex Retail	2,366.71 #	2,337.58	29.13	1.25%	2,337.58	2,387.10	1,826.41	2,691.96	-6.31% €
FTSE/ATHEX Real Estate	2,298.86 #	2,264.66	34.20	1.51%	2,264.66	2,315.79	2,154.15	2,502.99	-5.01% €
FTSE/Athex Personal & Household Goods	5,752.94 #	5,644.45	108.49	1.92%	5,644.45	5,779.83	4,433.32	5,913.40	13.62% #
FTSE/Athex Food & Beverage	6,799.07 #	6,787.89	11.18	0.16%	6,787.89	6,925.80	5,952.97	7,376.68	-7.83% €
FTSE/Athex Basic Resources	1,495.83 #	1,449.02	46.81	3.23%	1,424.25	1,502.68	1,200.24	1,648.25	-8.49% €
FTSE/Athex Construction & Materials	1,945.33 #	1,940.26	5.07	0.26%	1,906.86	1,963.81	1,500.04	2,059.39	3.56% #
FTSE/Athex Oil & Gas	2,227.23 #	2,196.63	30.60	1.39%	2,191.87	2,244.86	1,860.37	2,447.68	-7.66% €
FTSE/Athex Chemicals	6,795.01 #	6,758.13	36.88	0.55%	6,758.13	6,891.77	6,190.46	6,951.67	-0.25% €
FTSE/Athex Travel & Leisure	1,168.59 #	1,155.00	13.59	1.18%	1,155.00	1,184.36	982.74	1,426.44	-17.99% €
FTSE/Athex Technology	556.11 #	547.81	8.30	1.52%	545.93	556.11	489.05	598.90	-2.78% €
FTSE/Athex Telecommunications	2,072.69 #	2,006.62	66.07	3.29%	2,006.62	2,083.70	1,802.93	2,543.37	-18.51% €
FTSE/Athex Utilities	1,381.07 #	1,345.26	35.81	2.66%	1,345.26	1,381.07	1,136.34	1,734.68	-17.57% €
FTSE/Athex Health Care	103.10 #	100.72	2.38	2.36%	99.13	110.24	61.86	110.24	21.49% #
Athex All Share Index	138.72 #	136.81	1.91	1.40%	138.72	138.72	113.39	162.12	-15.63% €
Hellenic Corporate Bond Index	99.35 €	99.40	-0.04	-0.04%			96.90	100.40	-1.12% €
Hellenic Corporate Bond Price Index	92.41 €	92.47	-0.06	-0.06%			90.43	94.61	-2.47% €

Note 1: Greece & Turkey 30 Pr data is the indicative at 17:20, whereas FTSE/ATHEX Custom Capped, FTSE/ATHEX Custom Capped - USD, FTSE/ATHEX Custom Capped TR, FTSE/ATHEX Custom Capped - USD TR, FTSE/Med 100 & Greece & Turkey 30 Rt., Hellenic Corporate Bond Price Index, Hellenic Corporate Bond Index closing prices refer to the previous trading day of 21/03/2016.

Note 2: The Hellenic Mid & Small Cap Index is a Customized index calculated by the Athens Exchange.

Athex Indices



Analytic Figures for Athex Market's Boards and Categories

	Total Traded Securities	Main Market	Low Dispersion	Other Categories (*)	Exchange Traded Funds (ETFs)	Warrants
Totals	118	97	6	10	3	2
Gain / Lose / Same:	70 / 36 / 12	58 / 28 / 11	3 / 2 / 1	5 / 5 / 0	2 / 1 / 0	2 / 0 / 0
Athex Capitalisation (mill. €) **	39,252.09	36,656.56	2,468.61	126.91		
Daily Average Trans/ons Value(thou.€)	71,981.52	71,961.15	46.18	5.53	17.68	4.22
Transactions Value	51,471.67	51,444.54	11.79	6.48	7.54	1.32
Main Board:	45,399.71	45,372.58	11.79	6.48	7.54	1.32
Blocks Board 6_2_3:	6,071.95	6,071.95	0.00	0.00	0.00	0.00
Forced Sales Board:	0.00	0.00	0.00	0.00	0.00	0.00
Special Terms Board:	0.00	0.00	0.00	0.00	0.00	0.00
Daily Average Transactions Volume	126,215,016	123,445,290	18,997	95,183	12,147	2,718,753
Transactions Volume	80,616,545	80,240,513	7,159	57,082	4,914	306,877
Main Board:	74,397,215	74,021,183	7,159	57,082	4,914	306,877
Blocks Board 6_2_3:	6,219,330	6,219,330	0	0	0	0
Forced Sales Board:	0	0	0	0	0	0
Special Terms Board:	0	0	0	0	0	0
Daily Average Number of Trades	24,211	24,071	42	54	5	40
Number of Trades	17,731	17,634	27	48	5	17
Main Board:	17,723	17,626	27	48	5	17
Blocks Board 6_2_3:	8	8	0	0	0	0
Forced Sales Board:	0	0	0	0	0	0
Special Terms Board:	0	0	0	0	0	0

(*) Summarised Transactions figures for Under Deletion and Under Supervision Categories. (**) The Market Capitalization of the Companies that belong in the Under Supervision Status is not included.

Trading Details by Athex Sectors and Financial Instruments (ETFs)

Code	Sectors	Gain / Lose / Same	Number of Trades	Transactions Volume	Transactions Value	% of Total Trans. Value
8300	- Banks	6 / 2 / 1	8,859	75,888,592	34,024,632.03	66.10%
1700	- Basic Resources	4 / 2 / 1	461	102,402	292,151.39	0.57%
1300	- Chemicals	1 / 2 / 0	47	12,108	16,645.09	0.03%
2300	- Construction & Materials	4 / 7 / 1	607	221,110	745,520.63	1.45%
12000	- Financial Instruments	2 / 1 / 0	5	4,914	7,536.78	0.01%
8700	- Financial Services	2 / 1 / 0	443	1,151,283	321,809.74	0.63%
3500	- Food & Beverage	7 / 0 / 1	161	38,498	258,387.71	0.50%
4500	- Health Care	1 / 2 / 0	152	167,062	26,433.12	0.05%
2700	- Industrial Goods & Services	7 / 7 / 0	899	335,112	488,346.07	0.95%
8500	- Insurance	1 / 0 / 0	6	2,415	3,293.65	0.01%
5500	- Media	1 / 1 / 0	5	2,050	123.33	0.00%
500	- Oil & Gas	2 / 0 / 0	1,035	348,868	2,330,542.44	4.53%
3700	- Personal & Household Goods	10 / 3 / 2	443	260,568	2,520,036.80	4.90%
8600	- Real Estate	4 / 2 / 1	378	152,905	970,519.60	1.89%
5300	- Retail	1 / 2 / 0	260	47,406	647,685.34	1.26%
9500	- Technology	6 / 1 / 5	326	194,850	128,774.06	0.25%
6500	- Telecommunications	1 / 0 / 0	1,122	607,889	4,541,884.26	8.82%
5700	- Travel & Leisure	6 / 2 / 0	1,170	478,699	2,808,936.38	5.46%
7500	- Utilities	4 / 1 / 0	1,352	599,814	1,338,408.57	2.60%

Top 10 best & worst performing Shares

Main Market

With positive Price change	Closing price	change	With negative Price change	Closing price	change
PIRAEUS BANK (CR)	0.175	6.71% #	ELLAKTOR (CR)	1.33	-2.21% €
MARFIN INVESTMENT GROUP (CR)	0.088	4.76% #	BANK OF CYPRUS (CR)	0.150	-1.96% €
EUROBANK ERGASIAS (CR)	0.778	3.46% #	BANK OF GREECE (CR)	9.19	-1.18% €
MYTILINEOS HOLDINGS (CR)	3.37	3.37% #	LAMDA DEVELOPMENT SA (CR)	3.91	-0.76% €
NATIONAL BANK (CR)	0.219	3.30% #	THESSALONIKA WATER & SEWERAGE	2.83	-0.70% €
OTE (CR)	7.53	3.29% #	P.P.A. S.A. (CR)	11.13	-0.54% €
TERNA ENERGY (CR)	2.63	3.14% #	FRIGOGLASS SA (CR)	0.488	-0.20% €
HELLENIC PETROLEUM (CR)	3.76	3.01% #			
VIOHALCO SA/NV (CB)	1.05	2.94% #			
PPC (CR)	2.91	2.83% #			
With the highest Transactions Value	Value (thou. €)	change	With the highest Transactions Volume	Volume	change
ALPHA BANK (CR)	16,992.67	0.58% #	PIRAEUS BANK (CR)	30,140,405	6.71% #
NATIONAL BANK (CR)	6,233.49	3.30% #	NATIONAL BANK (CR)	28,115,586	3.30% #
EUROBANK ERGASIAS (CR)	5,347.26	3.46% #	ALPHA BANK (CR)	9,437,810	0.58% #
PIRAEUS BANK (CR)	5,291.24	6.71% #	EUROBANK ERGASIAS (CR)	6,794,698	3.46% #
OTE (CR)	4,541.88	3.29% #	MARFIN INVESTMENT GROUP (CR)	1,106,858	4.76% #
JUMBO SA (CR)	2,447.23	2.17% #	BANK OF CYPRUS (CR)	617,239	-1.96% €
OPAP (CR)	2,249.25	1.15% #	OTE (CR)	607,889	3.29% #
MOTOR OIL (CR)	1,738.59	0.55% #	ATTICA BANK S.A. (CR)	473,144	0.00% -
GRIVALIA PROPERTIES (CR)	908.08	2.82% #	OPAP (CR)	364,170	1.15% #
PPC (CR)	899.35	2.83% #	PPC (CR)	312,163	2.83% #

Note: Stocks that are not included in the "Low Dispersion" and "Under Supervision" categories, and the transactions value is more than 10,000 €.

Derivatives Summary

	Number of Trades	Volume	Open Interest
Index Futures	333	1,974	11,019
FTSE/Athex Large Cap	333	1,974	11,019
Stock Futures	1,755	23,284	173,297
ALPHA BANK (CR)	334	4,531	6,928
CC HBC AG (CR)	1	1	25
CORINTH PIPEWORKS SA (CR)	0	0	626
ELLAKTOR (CR)	4	11	1,026
EUROBANK ERGASIAS (CR)	352	3,639	24,212
EYDAP S.A. (CR)	0	0	108
FOLLI FOLLIE (CR)	2	6	342
FRIGOGLASS SA (CR)	7	16	1,374
GEK TERNA (CR)	2	7	6,645
GRIVALIA PROPERTIES (CR)	1	10	202
HELLENIC EXCHANGES-A.S.E. (CR)	12	33	547
HELLENIC PETROLEUM (CR)	26	207	4,028
INTRALOT (CR)	2	7	423
JUMBO SA (CR)	12	26	392
MARFIN INVESTMENT GROUP (CR)	32	731	35,444
METKA (CR)	5	10	520
MOTOR OIL (CR)	24	68	620
MYTILINEOS HOLDINGS (CR)	33	78	3,368
NATIONAL BANK (CR)	299	5,010	43,839
OPAP (CR)	86	412	2,274
OTE (CR)	77	252	3,110
P.P.A. S.A. (CR)	1	3	396
PIRAEUS BANK (CR)	345	7,929	29,884
PPC (CR)	84	224	4,674
TERNA ENERGY (CR)	4	13	1,156
TITAN CEMENT (CR)	4	47	114
VIOHALCO SA/NV (CB)	6	13	1,020
Index Options	20	227	2,480
FTSE/Athex Large Cap	20	227	2,480
Stock Options	0	0	50
ALPHA BANK (CR)	0	0	5
NATIONAL BANK (CR)	0	0	0
OPAP (CR)	0	0	35
OTE (CR)	0	0	0
PIRAEUS BANK (CR)	0	0	10
PPC (CR)	0	0	0
Total Derivatives Traded	2,108	25,485	186,846

Number of Outstanding Securities	Nominal Value	Dividends [1]			Date of Last Coupon		Note	Shares	Closing price	% change	Previous closing price/date	Open price	Price min	Price max	Last price	Avg price	Last Bid [7]	Last Ask [7]	P/E after	Year	Volume	Trades	Transactions Value[8]	Company Mkt Value (thou. €)	Year low	Year high	Sector[4]
		2013	2014	2015	Dividend [2]	Right																					
23,463,874	0.800	---	---	---	23/05/2003	21/12/1999	4918	NEORION SA (CR)	0.125	---	0.125	30/08/2012	---	---	---	---	---	---	---	---	---	---	---	2,932.98	0.125	0.125	2753
20,210,127	1.53	---	---	---	27/06/1997	20/03/2000	5061	PARNASSOS ENTERP. (CR)	0.070	---	0.070	30/05/2014	---	---	---	---	---	---	---	---	---	---	---	1,414.71	0.070	0.070	8775
25,583,146	0.300	---	---	---	25/06/2001	03/12/2008	4723	PETZETAKIS SA (CR)	0.260	---	0.260	28/01/2011	---	---	---	---	---	---	---	---	---	---	---	6,651.62	0.260	0.260	1357
9,550,386	0.500	---	---	---	01/07/1997	12/06/2008	4626	PRAXITELIO SA (CR)	0.390	---	0.390	31/03/2010	---	---	---	---	---	---	---	---	---	---	---	4,430.09	0.390	0.390	4533
1,306,368	0.500	---	---	---	01/07/1997	12/06/2008	4627	PRAXITELIO SA (PR)	0.540	---	0.540	31/03/2010	---	---	---	---	---	---	---	---	---	---	---	4,430.09	0.540	0.540	4533
25,667,143	0.320	---	---	---	03/07/2000	18/12/2007	4548	SAOS (CR)	1.56	---	0.780	# 31/03/2009	---	---	---	---	---	---	---	---	---	---	---	40,040.74	1.56	1.56	2773
26,408,040	0.300	---	---	---	01/07/1997	26/05/1999	4464	SHEET STEEL SA (CR)	0.120	---	0.120	28/11/2008	---	---	---	---	---	---	---	---	---	---	---	3,168.96	0.120	0.120	1757
60,221,300	0.400	---	---	---	01/07/2002	01/11/2010	5022	SHELMAN SA (CR)	0.080	---	0.080	29/11/2013	---	---	---	---	---	---	---	---	---	---	---	4,817.70	0.080	0.080	2353
29,060,950	0.340	---	---	---	20/08/2007	24/10/2001	5088	SPIDER METAL INDUSTRY SA (CR)	0.008	---	0.008	31/03/2015	---	---	---	---	---	---	---	---	---	---	---	232.49	0.008	0.008	2757
144,688,060	0.600	---	---	---	21/04/2008	10/03/2010	4982	T BANK (CR)	0.048	---	0.052	# 29/11/2011	---	---	---	---	---	---	---	---	---	---	---	6,945.03	0.048	0.048	8355
6,523,780	0.530	---	---	---	01/07/2002	06/03/2001	4971	TECHNICAL PUBLICATIONS SA (CR)	0.006	---	0.006	31/05/2013	---	---	---	---	---	---	---	---	---	---	---	39.14	0.006	0.006	5557
151,189,500	0.300	---	---	---	16/07/2009	11/02/2016	5110	TELETIPOS SA (CR)	0.060	---	0.060	07/03/2016	---	---	---	---	---	5@0.048	---	---	---	---	---	9,071.37	0.054	0.070	5553
13,920,000	0.320	---	---	---	19/11/2001	01/08/2000	4726	TEXAPRET SA (CR)	0.080	---	0.080	28/02/2011	---	---	---	---	---	---	---	---	---	---	---	1,113.60	0.080	0.080	3763
510,840	1.00	---	---	---	15/07/2008	21/11/2013	5036	TROPEA HOLDING (CR)	2.00	---	0.020	# 30/03/2012	---	---	---	---	---	---	---	---	---	---	---	1,021.68	2.00	2.00	3722
284,465,964	3.70	---	---	---	20/06/2008	15/06/2009	4913	TT HELLENIC POSTBANK (CR)	0.168	---	0.239	# 29/08/2012	---	---	---	---	---	---	---	---	---	---	---	47,790.28	0.168	0.168	8355
89,616,200	0.300	---	---	---	21/08/2000	28/06/2007	4616	UNITED TEXTILES (CR)	0.050	---	0.050	24/02/2010	---	---	---	---	---	---	---	---	---	---	---	4,480.81	0.050	0.050	3763
71,683,906	0.400	---	---	---	15/06/2005	05/02/2008	4953	XATZIOANNOU (CR)	0.026	---	0.026	28/03/2013	---	---	---	---	---	---	---	---	---	---	---	1,863.78	0.026	0.026	3763

Shares' Notes

Code	Note text
()	- Adjusted dividends.
*	- Last adjusted closing price.
[1]	- Net dividends.
[2]	- The "Date of Last Coupon" for New listings refers to the date company's stocks started to trade in Athex
[3]	- The Company Market Value is referred to the number of outstanding shares
[4]	- Sectors codification can be found in Appendix A
[5]	- The Market Value refers to the total number of shares listed (including their several classes) in the exchange by the company.
[6]	- P/E greater than 100
[7]	- Last view of the Order Book before the end of the trading session
[8]	- All Blocks Methods' Transactions Value are included.
4446	- Transfer to the "Under Supervision" Category as of 20/10/2008.
4464	- Suspension of trading as of 1/12/2008.
4548	- Suspension of trading as of 1/4/2009.
4576	- Suspension of trading as of 14/7/2009.
4616	- Suspension of trading as of 25/2/2010.
4626	- Suspension of trading as of 1/4/2010.
4627	- Suspension of trading as of 1/4/2010.
4628	- Suspension of trading as of 1/4/2010.
4651	- Suspension of trading as of 1/6/2010.
4652	- Suspension of trading as of 1/6/2010.
4690	- Transfer to Surveillance category as of 4/4/2006.
4702	- Suspension of trading as of 1/12/2010.
4723	- Suspension of trading as of 31/1/2011.
4726	- Suspension of trading as of 1/3/2011.
4750	- Transfer to the "Under Surveillance Category" from 8/4/2011.
4795	- The final gross (pre-tax) dividend is € 0.30 per share and subject to withholding tax on the full dividend amount, i.e. 0.45 per share, for those shareholders liable to withholding tax, in accordance with the applicable tax law provisions.
4814	- Transfer to the Low Dispersion Category as of 30/5/2011.
4815	- Transfer to the Low Dispersion Category as of 30/5/2011.
4816	- Transfer to the Low Dispersion Category as of 30/5/2011.
4817	- Transfer to the Low Dispersion Category as of 30/5/2011.
4820	- Transfer to the Low Dispersion category as of 18/4/2008.
4822	- Transfer to the Low Dispersion category as of 30/5/2011.
4823	- Transfer to the Low Dispersion category as of 4/4/2006.
4827	- Transfer to the Low Dispersion category as of 5/5/2010.
4844	- Transfer to the Surveillance category from 8/4/2011.
4857	- The 793,906,274 new (CR) shares, resulting from the recent share capital increase through a rights issue, are not yet admitted to trading on the ATHEX.
4865	- Suspension of trading as of 2/4/2012.
4868	- Suspension of trading as of 2/4/2012.
4879	- Transfer to the Surveillance Category as of 10/4/2012.
4881	- Transfer to the Surveillance Category as of 10/4/2012.
4882	- Transfer to the Surveillance Category as of 10/4/2012.
4886	- Transfer to the Surveillance Category as of 10/4/2012.
4887	- Transfer to the Surveillance Category as of 10/4/2012.
4888	- Transfer to the Surveillance Category as of 10/4/2012.
4912	- Transfer to the Surveillance Category as of 31/7/2012.
4913	- Suspension of trading as of 30/8/2012.
4914	- Suspension of trading as of 31/8/2012.
4918	- Suspension of trading as of 31/8/2012.
4929	- Suspension of trading as of 1/10/2012.
4937	- Transfer to the UNDER DELETION category as of 30/11/2012.
4938	- Transfer to the UNDER DELETION category as of 30/11/2012.

Shares' Notes

Code	Note text
4939	- Suspension of trading as of 30/11/2012.
4953	- Suspension of trading as of 2/4/2013.
4955	- Transfer to the Surveillance Category as from 5/4/2013.
4956	- Transfer to the Surveillance Category as from 5/4/2013.
4957	- Transfer to the Surveillance Category as from 5/4/2013.
4958	- Transfer to the Surveillance Category as from 5/4/2013.
4959	- Transfer to the Surveillance Category as from 5/4/2013.
4971	- Suspension of trading as of 3/6/2013.
4977	- Transfer to the "Under Surveillance Category" from 11/6/2013.
4978	- Transfer to the Under Supervision Category as of 11/6/2013.
4982	- Suspension of trading as of 1/12/2011.
4983	- Transfer to the Surveillance Category as of 5/4/2013.
4985	- Transfer to the "Under Surveillance Category" from 8/4/2011.
4997	- Transfer to the Under Supervision Category as of 21/12/2009. - The 6,870,053 new (CB) shares, resulting from the recent share capital increase through a rights issue, are not yet admitted to trading on the ATHEX.
5002	- Suspension of trading as of 30/08/2013.
5003	- Suspension of trading as of 30/08/2013.
5004	- Suspension of trading as of 30/08/2013.
5007	- Transfer to the Surveillance category, as of 11/10/2013.
5022	- Suspension of trading as of 2/12/2013.
5023	- Suspension of trading as of 2/12/2013.
5031	- The 612,300 new (CR) shares, resulting from the recent share capital increase through a rights issue, are not yet admitted to trading on the ATHEX.
5033	- Transfer to the Surveillance Category as of 25/11/2011. The 97,144,575new (CR) shares, resulting from the recent share capital increase through a rights issue, are not yet admitted to trading on the ATHEX.
5036	- The company's share is under suspension of trading as of 2/4/2012. During suspension, the company proceeded and concluded a share reverse split, according to which - after the conclusion of the corporate action - the total number of the company's shares, as well as, the last closing price of 30/03/2012 were adjusted.
5046	- Transfer to the Low Dispersion category as of 8/4/2011.
5047	- Suspension of trading as of 27/3/2014.
5049	- Under suspension of trading as of 1/4/2014.
5054	- Transfer to the Surveillance Category as of 10/4/2014.
5055	- Transfer to the Surveillance Category as of 10/4/2014.
5057	- Transfer to the Surveillance Category as of 29/12/2011.
5058	- Transfer to the Surveillance Category as of 29/12/2011.
5061	- Suspension of trading as of 2/6/2014.
5062	- Transfer to the UNDER DELETION category as of 4/6/2014.
5080	- Suspension of trading as of 6/9/2011.
5087	- Suspension of trading as of 1/4/2015.
5088	- Suspension of trading as of 1/4/2015.
5089	- Transfer to the Surveillance Category as of 8/4/2015.
5091	- Transfer to the UNDER DELETION category as of 8/4/2015.
5092	- Transfer to the UNDER DELETION category as of 8/4/2015.
5093	- Transfer to the Surveillance Category as of 8/4/2015.
5094	- Transfer to the Surveillance Category as of 8/4/2015.
5095	- Transfer to the Surveillance Category as from 9/4/2015.
5097	- Transfer to the Surveillance Category as of 10/4/2012.
5098	- Suspension of trading as of 2/6/2015.
5099	- Suspension of trading as of 3/6/2015.
5100	- Transfer to the Low Dispersion Category as of 24/6/2015.
5101	- Suspension of trading as of 1/9/2015.
5103	- The 2,495,784,996 new (CR) shares, resulting from the recent share capital increase through a rights issue, are not yet admitted to trading on the ATHEX.
5104	- Transfer to the "Low Dispersion" Category as of 31/10/2014. Change of the company name from "MIG REAL ESTATE R.E.I.C." to " NBG PANGAEA R.E.I.C." as of 30/12/2015.
5109	- Suspension of trading as of 01/03/2016.
5110	- Suspension of trading as of 08/03/2016.

Securities Blocks Details

Securities	Block Volume	Price	Block Trade Value	Time of approval	Note
NATIONAL BANK (CR)	1,894,330	0.229	432,854.41	10:58:16	20
ALPHA BANK (CR)	325,000	1.82	591,500.00	15:14:16	20
EUROBANK ERGASIAS (CR)	740,000	0.795	588,300.00	15:41:48	20
PIRAEUS BANK (CR)	2,000,000	0.174	347,000.00	15:43:49	20
OTE (CR)	100,000	7.45	745,000.00	16:52:20	20
JUMBO SA (CR)	110,000	11.28	1,240,800.00	17:11:55	20
GRIVALIA PROPERTIES (CR)	50,000	6.93	346,500.00	17:12:36	20
ALPHA BANK (CR)	1,000,000	1.78	1,780,000.00	17:13:22	20

Blocks Notes

- 9 - Method 6-1 / Special Fees
- 10 - Method 6-1 / Special Fees, SDS
- 14 - Method 6-3 / Settlement, Incomplete Buy and Sell
- 18 - Method 6-2 / SPOT 1
- 19 - Method 6-2 / SPOT 2
- 20 - Method 6-1 and Method 6-1 Same Day Settlement
- 21 - Other Pre-agreed

Shares Rights Details

Occured date	Exercise from	Exercise until	Trading until	Rights	Price min	Price max	Closing price	Last Bid	Last Ask	Volume	Trades	Transactions Value
--------------	---------------	----------------	---------------	--------	-----------	-----------	---------------	----------	----------	--------	--------	--------------------

No Rights Transactions.

Shares Forced Sales

Securities	Transaction s Volume	Number of Trades	Transactions Value	Note
------------	-------------------------	---------------------	-----------------------	------

No Forced Transactions.

Forced Sales Notes

- 1 - Normal Forced Sale.
- 2 - Forced Sales of Fixed Registered Shares.
- 3 - Forced Sales of Remaining Stock Fractions.

Forced Sales Registered Shares

Securities	Start Date	End Date	Initial Volume	Remaining Volume	Date	Avg price (day)	Avg price (period)	Number of Trades	Transactions Volume	Transactions Value
------------	------------	----------	----------------	------------------	------	-----------------	--------------------	------------------	---------------------	--------------------

No Fixed Registered Shares Forced Sales.

Forced Sales Notes

According to Decision 1/380/04.05.2008 of the Hellenic Republic Capital Market Commission, the certificated registered shares that have not been deposited to the issuer for dematerialisation, will be auctioned in the Athens Exchange by the supervising issuer. Forced sales procedure is held according to Article 99A of the Athens Exchange Rulebook. The average price of the period is calculated by dividing the Total transactions value by the Total volume and includes all the transactions made until the current date.

Exchange Traded Funds (ETFs) Characteristics

	Transactions Date (T)	Creation / Redemption	Units (T-1)	New Units (T-1)	Redemption Units (T-1)	Units (T) [1]	Fund Assets [2]	Net Unit Price	Dividend per	Dividend Date
NBGAM ETF ΓΔ Χ.Α.	23/03/2016	25,000	294,878	---	---	294,878	1,876,466.00	6.3635	---	27/10/2011
ALPHA ETF FTSE Athex Large Cap	23/03/2016	50,000	6,030,903	---	---	6,030,903	8,981,511.00	1.4892	0.06	03/08/2015
NBGAM ETF GREECE & TURKEY 30	23/03/2016	25,000	388,550	---	---	388,550	2,266,112.00	5.8322	---	27/10/2011

ETFs Notes

[1] - Units (T) = Units (T-1) + New Units (T-1) - Redemption Units (T-1)

[2] - The Creation / Redemption Units of T-1 are included.

Corporate Bonds

Num Listed Bonds	Nominal price	Issue price	Today's Rate	Exp. Date	Duration (years)	Note	Coupon attached		Trading	Corporate Bonds	Price min	Price max	Closing price	Previous closing		Volume	Transactions Value	Last order			ear min	Year max
							Common	Preferred						price	price/date			Price	Buy / Sell	Date		
1,794,284	13.76	9.77	0.00	21/10/2025	18	---	---	---	1	NIREUS S.A. (Convertible to CR shares)	---	---	---	12.0000	29/01/2014	---	---	11.0000	B	17/11/2014	12.0000	12.0000
212,237,880	1.00	1.00	6.30	29/07/2020	7	---	11	---	1	MARFIN INVESTMENT GROUP S.A. SERIES B (BOND)	---	---	---	0.8500	23/08/2013	---	---	1.0000	B	28/11/2014	0.8500	0.8500
163,076,727	1.00	1.00	7.00	29/07/2019	6	---	11	---	1	MARFIN INVESTMENT GROUP S.A. SERIES A (BOND)	---	---	---	1.0000	23/08/2013	---	---	1.0000	B	28/11/2014	1.0000	1.0000

Corporate Bonds Notes

Transactions Volume = (Pieces) * (Nominal Price). Transactions Value = (Pieces) * (Nominal Price) * (price %) + (Accrued interest).

The price of a Bond is stated as a percentage (%) of Bond's Nominal Price.

Nominal Price in Euros (€), except if it is noted differently.

Government Bonds

Number Listed Bonds	Nominal price	Today's Rate	Accrued Interest Calc	Exp. Date [1]	Duration (years)	Note	Coupons Date	Curr. coupon value	Trading Unit	Government Bonds	Price min	Price max	Closing price	Previous closing price/date	Volume	Transactions Value	Price	Last order Buy / Sell	Date
1,792,455,803	1.00	4.30	Actual/Actual	24/02/2023	11	---	24/02	4.30	1	GGB-FXD-240223-11Y-2.000-1.00	---	---	---	10.0000 22/06/2015	---	---	---	---	---
1,771,485,249	1.00	4.30	Actual/Actual	24/02/2024	12	---	24/02	4.30	1	GGB-FXD-240224-12Y-2.000-1.00	---	---	---	10.0000 22/06/2015	---	---	---	---	---
1,744,316,583	1.00	4.30	Actual/Actual	24/02/2025	13	---	24/02	4.30	1	GGB-FXD-240225-13Y-2.000-1.00	---	---	---	10.0000 22/06/2015	---	---	---	---	---
1,498,761,836	1.00	4.30	Actual/Actual	24/02/2026	14	---	24/02	4.30	1	GGB-FXD-240226-14Y-2.000-1.00	---	---	---	10.0000 22/06/2015	---	---	---	---	---
1,469,952,920	1.00	4.30	Actual/Actual	24/02/2027	15	---	24/02	4.30	1	GGB-FXD-240227-15Y-2.000-1.00	---	---	---	10.0000 22/06/2015	---	---	---	---	---
1,525,434,082	1.00	4.30	Actual/Actual	24/02/2028	16	---	24/02	4.30	1	GGB-FXD-240228-16Y-2.000-1.00	---	---	---	10.0000 22/06/2015	---	---	---	---	---
1,503,860,546	1.00	4.30	Actual/Actual	24/02/2029	17	---	24/02	4.30	1	GGB-FXD-240229-17Y-2.000-1.00	---	---	---	10.0000 22/06/2015	---	---	---	---	---
1,435,418,132	1.00	4.30	Actual/Actual	24/02/2030	18	---	24/02	4.30	1	GGB-FXD-240230-18Y-2.000-1.00	---	---	---	10.0000 22/06/2015	---	---	---	---	---
1,368,045,727	1.00	4.30	Actual/Actual	24/02/2031	19	---	24/02	4.30	1	GGB-FXD-240231-19Y-2.000-1.00	---	---	---	10.0000 22/06/2015	---	---	---	---	---
1,373,758,194	1.00	4.30	Actual/Actual	24/02/2032	20	---	24/02	4.30	1	GGB-FXD-240232-20Y-2.000-1.00	---	---	---	10.0000 22/06/2015	---	---	---	---	---
1,452,639,893	1.00	4.30	Actual/Actual	24/02/2033	21	---	24/02	4.30	1	GGB-FXD-240233-21Y-2.000-1.00	---	---	---	10.0000 22/06/2015	---	---	---	---	---
1,410,344,954	1.00	4.30	Actual/Actual	24/02/2034	22	---	24/02	4.30	1	GGB-FXD-240234-22Y-2.000-1.00	---	---	---	10.0000 22/06/2015	---	---	---	---	---
1,444,202,190	1.00	4.30	Actual/Actual	24/02/2035	23	---	24/02	4.30	1	GGB-FXD-240235-23Y-2.000-1.00	---	---	---	10.0000 22/06/2015	---	---	---	---	---
1,505,138,031	1.00	4.30	Actual/Actual	24/02/2036	24	---	24/02	4.30	1	GGB-FXD-240236-24Y-2.000-1.00	---	---	---	10.0000 22/06/2015	---	---	---	---	---
1,396,254,095	1.00	4.30	Actual/Actual	24/02/2037	25	---	24/02	4.30	1	GGB-FXD-240237-25Y-2.000-1.00	---	---	---	10.0000 22/06/2015	---	---	---	---	---
1,382,167,704	1.00	4.30	Actual/Actual	24/02/2038	26	---	24/02	4.30	1	GGB-FXD-240238-26Y-2.000-1.00	---	---	---	10.0000 22/06/2015	---	---	---	---	---
1,337,331,257	1.00	4.30	Actual/Actual	24/02/2039	27	---	24/02	4.30	1	GGB-FXD-240239-27Y-2.000-1.00	---	---	---	10.0000 22/06/2015	---	---	---	---	---
1,371,908,706	1.00	4.30	Actual/Actual	24/02/2040	28	---	24/02	4.30	1	GGB-FXD-240240-28Y-2.000-1.00	---	---	---	10.0000 22/06/2015	---	---	---	---	---
1,360,659,778	1.00	4.30	Actual/Actual	24/02/2041	29	---	24/02	4.30	1	GGB-FXD-240241-29Y-2.000-1.00	---	---	---	10.0000 22/06/2015	---	---	---	---	---
1,432,747,403	1.00	4.30	Actual/Actual	24/02/2042	30	---	24/02	4.30	1	GGB-FXD-240242-30Y-2.000-1.00	---	---	---	10.0000 22/06/2015	---	---	---	---	---
742,153	1,000.00	0.93	FLR Actual/360	10/08/2019	5	---	10/02 - 10/08	---	1	GGB-FLT-100819-05Y-0.934-1.000	---	---	---	---	---	---	---	---	---
4,030,827	1,000.00	4.75	Actual/Actual	17/04/2019	5	---	17/04	4.75	1	GGB-FXD-170419-05Y-4.750-1.000	---	---	---	---	---	---	---	---	---
2,089,066	1,000.00	3.38	Actual/Actual	17/07/2017	3	---	17/07	3.38	1	GGB-FXD-170717-03Y-3.375-1.000	---	---	---	---	---	---	---	---	---

Government Bonds Notes

Transactions Volume = (Pieces) * (Nominal Price). Transactions Value = (Pieces) * (Nominal Price) * (price %) + (Accrued interest).

The Value of current coupon for the issues with NV 0.01 euro refers to NV 100 euros

FLR: Floating Interest Rate.

[1] - The Expiration Date of the interest bearing period and the Date for coupon payment.

Bonds in Circulation	Currency / Min nominal traded Value	Coupons Payment Date	Current Coupon Value	Note	Coupon Attached	Trading Unit	Issue Date	Duration (years)	Today's Interest	A.I.C in days	Bonds	Last price of previous days	Last Outcry in Cash (euro) Price	Buy / Sell	Date	Trades in Pieces	Life min	Life Max	
Bonds of International Organizations																			
1,000,000	EUR / 1000	21/07	---	---	10	1	21/07/2006	10	5.0 FLR	360	EUROPEAN INVESTMENT BANK BOND	97.50	16/04/2007	---	---	---	---	---	
Corporate Bonds in Foreign Currency and Euro																			
103,746	GBP / 10	01/12	0.25	---	57	1	01/12/1930	98	2.5	360	National Mortgage Bank	2.27	05/02/1996	2.27	S	05/02/1996	---	2.27	2.27
0	GBP / 10	01/12	0.25	---	59	1	01/12/1928	100	2.5	360	National Mortgage Bank	---	---	---	---	---	---	---	---

Government Bonds Notes

A.I.C: Accrued Interest Calculation base.

FLR: Floating Interest Rate.

The minimum tradeable Nominal Value for all Demeterialised Government Titles is 100 Euros.

Athex & ATHEXClear Members List

Member Name	Stock Market			Derivatives Market		ATHEXClear Member				
	Address	Phone	Fax	Market Member	Remote Member	Market Maker	Proprietary	Market Maker	General Clearing	Direct Clearing
A. SARRIS SECURITIES S.A.				a						
6, DRAGATSANIOU ATHINA	+30 2103367700	210-3312324								
ALPHA FINANCE INVESTMENT SERVICES S.A.				a		a	a	a		a
5, MERLIN ATHINA	+30 2103677400	210-33311193								
ALPHA BANK A.E.									a	
40, STADIOU STR ATHINA	(210)-3265546 (210)-3260000	(210)-3265811 (210)-3264116								
ARGUS STOCKBROKERS LTD				a	a		a			
25 , AVENUE DEMOSTHENI SEVERI NICOSIA	+357 22717000	0035722717070								
ATLANTIC SECURITIES LIMITED				a	a					
37, PRODROMOU NICOSIA	+357 22445400	00357 22661914								
ATLAS SECURITIES S.A.				a			a			
, MICHALAKOPOULOU 125 & VERVAION 14-16 ATHINA	+30 2103363300	210-3238925								
ATTICA BANK S.A.									a	
54, AKADIMIAS STR. ATHINA	(210)-3390757	(210)-3646090								
23, OMIROU STR. ATHINA	(210)-3669000	(210)-3669410								
AXIA VENTURES GROUP LTD				a	a					
, KRANDIOTI 10, OFFICE 102 NICOSIA	+357 22742000	357 22742001								
AXON SECURITIES S.A.				a			a			
48, STADIOU ATHINA	+30 2103363800	210-3243903								
BANK OF AMERICA MERRILL LYNCH				a	a					
2 , KING EDWARD STREET LONDON	+44 20276281000									
BETA SECURITIES S.A.				a		a	a	a		a
29 , ALEXANDRAS AVEN. & VRAILA ATHINA	+30 2106478900	210-6410139								
BNP PARIBAS SECURITIES SERVICES S.A.									a	
, VASILISSIS SOFIAS 94 & KERASOUNTOS 1 ATHINA	+30 2107468500	210-7468579-581								
CAPITAL SECURITIES S.A.				a			a			
58, MITROPOLEOS ATHINA	+30 2103369700	+30 210 3369820								
CFS SECURITIES-INVESTMENT SERVICES S.A.				a						
6, DRAGATSANIOU ATHINA	+30 2103360800	+30 210-3360980								
CITIGROUP GLOBAL MARKET LTD				a	a					
1, CITIGROUP CENTER , CANADA SQ., CANARY WHARF LONDON	+44 02079864000									
CREDIT SUISSE SECURITIES (EUROPE) LIMITED				a	a					
, ONE CABOT SQUARE LONDON	+44 2078888888									
CYCLOS SECURITIES S.A.				a			a			a
39, PANEPISTIMIOU ATHINA	+30 2103364300	+30 210-3239122								
D.A. TSEKOURAS SEC. S.A.				a						
33, STADIOU ATHINA	+30 2103245100	210-3211997								
DELTASTOCK AD										a
115, MEGAPARK OFFICE BUILDING, OFFICE AREA E, G TSARIGRADSKO BULVARA 115051	+35928115049									
DEUTSCHE BANK S.A.				a	a		a			
1 , GREAT WINCHESTER STREET LONDON	+44 20 754 54209	00441133361437								
DYNAMIC SECURITIES S.A.				a			a			a
8, OMIROU ATHINA	+30 2103677700	210-3677777								
EL. PETROPOULAKIS SECURITIES S.A.				a			a			
9, ARISTEIDOU ATHINA	+30 2103213928	+30 210-3216810								
ESTINVEST S.A.										a
9, TH REPUBLICII STREET FOCSANI	+40 237238900	+40 237237471								
EUROBANK ERGASIAS S.A.									a	
8, OTHONOS STR. ATHINA	(210)-3337969 (210)-3337000	(210)-3245916 (210)-3233866								
EUROBANK SECURITIES INVESTMENT FIRM S.A				a		a	a	a		a
, FILELLINON 10 & XENOFONTOS 13 ATHINA	+30 2103720000	210-3720001								
EUROCORP SECURITIES S.A.				a			a			a
14, SQ.FILIKIS ETAIRIAS ATHINA	+30 2107263500	210-7263666								
EUROTRUST BROKERAGE S.A.				a						
113, SEVASTOUPOLEOS ATHINA	+30 2103363100	+30 210-3238334								
EUROXX SECURITIES S.A.				a		a	a	a		a
7, PALAIOLOGOU CHALANDRI	(210)-6879400	(210)-6879401								
G.A. PERVANAS SECURITIES-INVESTMENT SERVICES CO S.A.				a						
7-9, SOFOKLEOUS ATHINA	+30 2103727200	210-3210-291								
GLOBAL CAPITAL SECURITIES AND FINANCIAL SERVICES LTD				a	a					
, AVE. ARCHIEPISKOPOU MAKARIOU NICOSIA	+357 22710710	357 22339332								

Athex & ATHEXCclear Members List

Member Name	Stock Market			Derivatives Market		ATHEXCclear Member				
	Address	Phone	Fax	Market Member	Remote Member	Market Maker	Proprietary	Market Maker	General Clearing	Direct Clearing
GUARDIAN TRUST SECURITIES S.A				a			a			
31, ERMOU ATHINA	+30 2103378700	210-3220498								
HELLENIC BANK (INVESTMENTS) LTD				a	a					
, AVE. KYRIAKOU MATSI 31 - PO BOX 24747 NICOSIA	+357 22500100	357 22500110								
HELLENICAMERICAN SEC. S.A.				a		a	a			a
27, ANDREA PAPANDEOU ATHINA	+30 2103311100	+30 210-3215968								
HSBC BANK PLC									a	
109-111, AVE. MESOGION ATHINA	+30 2106960000	210-6928000								
INDEX SECURITIES S.A.				a						
6, DRAGATSANIOU ATHINA	+30 2103213920	+30 210-3213216								
INTERFINBROK CORPORATION S.A.										a
1, STR.CALARASI NR. CONSTANTA	+40 241639071	0241-547829								
INVESTMENT BANK OF GREECE S.A.				a		a	a	a	a	
32 , EGIALIAS & PARADISOU MAROUSI	+30 2108173111	+30 210-6896325								
J. CHR. MAVRIKIS SECURITIES S.A.				a						
5, SOFOKLEOUS ATHINA	+30 2103216730	210-3217767								
KAPPA SECURITIES S.A.				a			a			
15, VALAORITOU ATHINA	+30 2103678600	+30 210-3641002								
KARAMANOF SECURITIES-INV. SERVICES S.A.				a			a			
2, SQ. AGION THEODORON ATHINA	+30 2103212947	+30 210-3217088								
LAIKI FINANCIAL SERVICES LTD					a					
26, AVE. VYRONOS NICOSIA	357 22367367	357 22718567								
LEON DEPOLAS SECURITIES S.A.				a		a	a			
1, CHRISTOU LADA ATHINA	+30 2103213276	+30 210-3211618								
MAGNA TRUST SECURITIES S.A				a						
5, GEORGE ATHINA	+30 2103800820	210-3220910								
MEGA EQUITY SECURITIES-FINANCIAL SERVICES LTD				a	a		a			
42-44, AVE. GRIVA DIGENI NICOSIA	+357 22711711	357 22711811								
MERIT SECURITIES S.A				a		a	a			a
3, GEORGIOU SOURI ATHINA	+30 2103671890	210-3671830								
MIDAS BROKERAGE S.A.				a		a				
5, SOFOKLEOUS ATHINA	+30 2141008800	+30 210-3253205								
N. CHRYSOCHOIDIS STOCK BROKERAGE I.S.S.A.				a			a			a
7-9, SOFOKLEOUS ATHINA	+30 2103213913	+30 210-3216115								
NATIONAL BANK OF GREECE S.A.				a			a		a	
68, AKADIMIAS STR. ATHINA	(210)-3328817	(210)-3328678								
86, AILOU STR. ATHINA	(210)-3341000	(210)-3228187								
NATIONAL SECURITIES S.A				a		a	a	a		
91, MICHALAKOPOULOU ATHINA	+30 2107720000	+30 210-7720002								
NUNTIUS SECURITIES S.A				a						
6, DRAGATSANIOU ATHINA	+30 2103350599	+30210-3254846								
ONE PLUS CAPITAL LIMITED				a	a		a			
, 75 PRODROMOU AVENUE, ONEWORLD PARKVIEW HOUSE, 3RD FLOOR, Nicosia	+357 22873760									
PANTELAKIS SECURITIES S.A.				a			a			
57, ETHNIKIS ANTISTASIS B CHALANDRI	+30 2106965000	210-6929550								
PEGASUS BROKERAGE FIRM S.A				a			a			
17 , VALAORITOU & AMERIKIS ATHINA	+30 2103670700	+30 210-3670760								
PIRAEUS BANK S.A.				a			a		a	
4, AMERIKIS STR. ATHINA	(210)-3335000	(210)-3335079								
4, AMERIKIS STR ATHINA	(210)-3335918	(210)-3254207								
PIRAEUS SECURITIES S.A.				a		a	a	a		a
5, KORAI ATHINA	+30 2103354100	210-3354170								
PRELIUM SECURITIES-INVESTMENT SERVICES S.A.				a			a			
1 , DAVAKI & KIFISIAS AVE. ATHINA	+30 2103677000	+30 210-6926403								
PROCHOICE SECURITIES LTD				a	a					
57, SPYROU KYPRIANOY NICOSIA	+357-24-661192	+357-24-662464								
SHARELINK SECURITIES-FINANCIAL SERVICES LTD				a	a		a			
6 , THEOTOKI MEGARO ELLINA NICOSIA	+357 22554200	+357 22750852								
SOCIETE GENERALE S.A.				a	a		a			
, 17 COURS VALMY 92987 PUTEAUX - LA DEFENSE PARIS	+33 157290504	+33142138697								
SOLIDUS SECURITIES S.A				a			a			a
64, LOUIZIS RIANCOUR ATHINA	+30 2106900600	210-6985421								

Athex & ATHEXClear Members List

Member Name				Stock Market			Derivatives Market		ATHEXClear Member	
	Address	Phone	Fax	Market Member	Remote Member	Market Maker	Proprietary	Market Maker	General Clearing	Direct Clearing
SSIF BROKER SA										a
119 , CALEA MOTILOR NAPOCA	+40 364401709	0040364401710								a
SSIF VIENNA INVESTMENT TRUST S.A.										a
, 4 SPLAIUL UNIRII, BUILDING B3 BUCHAREST	+40 212074880	004 021 207 48 98								a
ST. EM. LAVRENTAKIS SECURITIES S.A.				a			a			
7-9, SOFOKLEOUS ATHINA	+30 2103213336	+30 210-3246572								
THE CYPRUS INVESTMENT & SECURITIES CORPORATION LTD				a	a					
154 , LIMASSOL AVENUE, STROVOLOS NICOSIA	+357 22121700	357 22338800								
UBS LIMITED				a	a					
1 , FINSBURY AVENUE LONDON	+44 2075687135									

List of Stocks under Market Making operations

Securities	Market Maker	Start Market Making	Stock Category
ALPHA BANK (CR)			Main Market
	ALPHA FINANCE INVESTMENT SERVICES S.A.	29/02/2016	
	EUROBANK SECURITIES INVESTMENT FIRM S.A	24/10/2012	
	HELLENICAMERICAN SEC. S.A.	25/07/2014	
	INVESTMENT BANK OF GREECE S.A.	08/01/2013	
	LEON DEPOLAS SECURITIES S.A.	04/01/2016	
	MERIT SECURITIES S.A	03/09/2013	
	MIDAS BROKERAGE S.A.	11/01/2006	
	NATIONAL SECURITIES S.A	15/01/2013	
	PIRAEUS SECURITIES S.A.	28/05/2013	
ALUMIL (CR)			Main Market
	BETA SECURITIES S.A.	18/07/2013	
ATTICA BANK S.A. (CR)			Main Market
	BETA SECURITIES S.A.	02/06/2014	
	EUROBANK SECURITIES INVESTMENT FIRM S.A	25/07/2014	
BANK OF CYPRUS (CR)			Main Market
	EUROBANK SECURITIES INVESTMENT FIRM S.A	23/03/2015	
	NATIONAL SECURITIES S.A	22/06/2015	
BYTE COMPUTER SA (CR)			Main Market
	MERIT SECURITIES S.A	04/08/2013	
CC HBC AG (CR)			Main Market
	EUROBANK SECURITIES INVESTMENT FIRM S.A	23/10/2013	
	NATIONAL SECURITIES S.A	29/04/2013	
	PIRAEUS SECURITIES S.A.	04/05/2015	
ELLAKTOR (CR)			Main Market
	EUROBANK SECURITIES INVESTMENT FIRM S.A	01/06/2013	
	INVESTMENT BANK OF GREECE S.A.	02/01/2013	
	NATIONAL SECURITIES S.A	25/06/2013	
ELTON SA (CR)			Main Market
	BETA SECURITIES S.A.	03/09/2013	
EUROBANK ERGASIAS (CR)			Main Market
	ALPHA FINANCE INVESTMENT SERVICES S.A.	08/01/2013	
	EUROBANK SECURITIES INVESTMENT FIRM S.A	01/06/2013	
	HELLENICAMERICAN SEC. S.A.	25/07/2014	
	INVESTMENT BANK OF GREECE S.A.	08/01/2013	
	MIDAS BROKERAGE S.A.	07/01/2016	
	PIRAEUS SECURITIES S.A.	28/09/2013	
EUROCONSULTANTS S.A. (CR)			Main Market
	EUROBANK SECURITIES INVESTMENT FIRM S.A	22/07/2014	
FOLLI FOLLIE (CR)			Main Market
	NATIONAL SECURITIES S.A	17/02/2014	
	PIRAEUS SECURITIES S.A.	04/05/2015	
FOURLIS (CR)			Main Market
	HELLENICAMERICAN SEC. S.A.	14/09/2005	
FRIGOGLASS SA (CR)			Main Market
	EUROBANK SECURITIES INVESTMENT FIRM S.A	27/10/2014	
GEK TERNA (CR)			Main Market
	HELLENICAMERICAN SEC. S.A.	07/09/2015	
	INVESTMENT BANK OF GREECE S.A.	02/01/2013	
GR. SARANTIS SA (CR)			Main Market
	BETA SECURITIES S.A.	14/05/2013	
HELLENIC EXCHANGES-A.S.E. (CR)			Main Market
	EUROBANK SECURITIES INVESTMENT FIRM S.A	01/06/2013	
	HELLENICAMERICAN SEC. S.A.	01/09/2014	
	INVESTMENT BANK OF GREECE S.A.	02/01/2013	
	NATIONAL SECURITIES S.A	25/06/2013	
	PIRAEUS SECURITIES S.A.	04/05/2015	
HELLENIC PETROLEUM (CR)			Main Market
	HELLENICAMERICAN SEC. S.A.	14/09/2015	
INTRACOM HOLDINGS (CR)			Main Market
	HELLENICAMERICAN SEC. S.A.	07/09/2015	
INTRALOT (CR)			Main Market
	EUROBANK SECURITIES INVESTMENT FIRM S.A	01/06/2013	
	INVESTMENT BANK OF GREECE S.A.	02/01/2013	
	PIRAEUS SECURITIES S.A.	28/09/2013	
J & P - AVAX SA (CR)			Main Market
	EUROBANK SECURITIES INVESTMENT FIRM S.A	14/12/2015	
KLOUKINAS - LAPPAS SA (CR)			Main Market
	BETA SECURITIES S.A.	22/09/2014	

List of Stocks under Market Making operations

Securities	Market Maker	Start Market Making	Stock Category
LAMDA DEVELOPMENT SA (CR)			Main Market
	EUROBANK SECURITIES INVESTMENT FIRM S.A	08/12/2014	
MARFIN INVESTMENT GROUP (CR)			Main Market
	EUROBANK SECURITIES INVESTMENT FIRM S.A	23/03/2015	
	HELLENICAMERICAN SEC. S.A.	25/07/2014	
	PIRAEUS SECURITIES S.A.	02/02/2013	
MLS MULTIMEDIA SA (CR)			Main Market
	HELLENICAMERICAN SEC. S.A.	07/12/2015	
MOTOR OIL (CR)			Main Market
	EUROBANK SECURITIES INVESTMENT FIRM S.A	23/10/2012	
	HELLENICAMERICAN SEC. S.A.	01/09/2014	
	NATIONAL SECURITIES S.A	17/02/2014	
	PIRAEUS SECURITIES S.A.	04/05/2015	
MYTILINEOS HOLDINGS (CR)			Main Market
	HELLENICAMERICAN SEC. S.A.	25/07/2014	
	INVESTMENT BANK OF GREECE S.A.	02/01/2013	
	NATIONAL SECURITIES S.A	25/06/2013	
	PIRAEUS SECURITIES S.A.	04/05/2015	
NATIONAL BANK (CR)			Main Market
	ALPHA FINANCE INVESTMENT SERVICES S.A.	08/01/2013	
	EUROBANK SECURITIES INVESTMENT FIRM S.A	24/10/2012	
	HELLENICAMERICAN SEC. S.A.	25/07/2014	
	INVESTMENT BANK OF GREECE S.A.	08/01/2013	
	LEON DEPOLAS SECURITIES S.A.	20/04/2015	
	MERIT SECURITIES S.A	03/09/2013	
	MIDAS BROKERAGE S.A.	07/01/2016	
	NATIONAL SECURITIES S.A	28/02/2013	
	PIRAEUS SECURITIES S.A.	08/09/2013	
OPAP (CR)			Main Market
	ALPHA FINANCE INVESTMENT SERVICES S.A.	08/01/2013	
	EUROBANK SECURITIES INVESTMENT FIRM S.A	24/10/2012	
	HELLENICAMERICAN SEC. S.A.	25/07/2014	
	INVESTMENT BANK OF GREECE S.A.	08/01/2013	
	NATIONAL SECURITIES S.A	15/01/2013	
	PIRAEUS SECURITIES S.A.	04/05/2015	
OTE (CR)			Main Market
	ALPHA FINANCE INVESTMENT SERVICES S.A.	08/01/2013	
	EUROBANK SECURITIES INVESTMENT FIRM S.A	24/10/2012	
	HELLENICAMERICAN SEC. S.A.	25/07/2014	
	INVESTMENT BANK OF GREECE S.A.	08/01/2013	
	LEON DEPOLAS SECURITIES S.A.	20/04/2015	
	MIDAS BROKERAGE S.A.	01/10/2015	
	NATIONAL SECURITIES S.A	01/12/2012	
	PIRAEUS SECURITIES S.A.	08/09/2013	
PAPOUTSANIS (CR)			Main Market
	BETA SECURITIES S.A.	25/11/2013	
PETROPOULOS PETROS (CR)			Main Market
	BETA SECURITIES S.A.	28/05/2013	
PIRAEUS BANK (CR)			Main Market
	EUROBANK SECURITIES INVESTMENT FIRM S.A	23/10/2012	
	HELLENICAMERICAN SEC. S.A.	25/07/2014	
	INVESTMENT BANK OF GREECE S.A.	08/01/2013	
	MERIT SECURITIES S.A	16/09/2013	
	MIDAS BROKERAGE S.A.	11/01/2016	
	NATIONAL SECURITIES S.A	02/06/2013	
	PIRAEUS SECURITIES S.A.	16/02/2013	
PLAISIO COMPUTERS SA (CR)			Main Market
	BETA SECURITIES S.A.	05/05/2014	
	EUROBANK SECURITIES INVESTMENT FIRM S.A	02/03/2015	
PPC (CR)			Main Market
	ALPHA FINANCE INVESTMENT SERVICES S.A.	08/01/2013	
	EUROBANK SECURITIES INVESTMENT FIRM S.A	23/10/2012	
	HELLENICAMERICAN SEC. S.A.	01/09/2014	
	INVESTMENT BANK OF GREECE S.A.	08/01/2013	
	NATIONAL SECURITIES S.A	26/03/2013	
	PIRAEUS SECURITIES S.A.	28/09/2013	
QUALITY & RELIABILITY SA (CR)			Main Market
	BETA SECURITIES S.A.	20/08/2014	

List of Stocks under Market Making operations

Securities	Market Maker	Start Market Making	Stock Category
S.KANAKIS SA (CR)			Main Market
	BETA SECURITIES S.A.	01/10/2013	
TITAN CEMENT (CR)			Main Market
	EUROBANK SECURITIES INVESTMENT FIRM S.A	23/10/2012	
	NATIONAL SECURITIES S.A	17/02/2014	
	PIRAEUS SECURITIES S.A.	04/05/2015	
VIOHALCO SA/NV (CB)			Main Market
	ALPHA FINANCE INVESTMENT SERVICES S.A.	17/02/2014	
	MERIT SECURITIES S.A	17/03/2014	

Underlying Asset				Derivatives Market														
Price max	Price min	Closing price	change	Delivery Month	Open price	Price max	Price min	Last price	Closing price	Last Bid	Last Ask	Settlement price	Life high	Life low	Trades	Volume	Open Interest	
FTSE/Athex Large Cap (Trade Unit: 1 Index Point x 5€, Cash Settlement)																		
153.30	147.89	150.53	1.79%	April 2016	147.00	152.25	147.00	149.50	149.50	---	---	149.50	160.50	---	325	1,821	10,751	
				May 2016	150.50	151.75	147.50	147.50	147.50	---	---	149.50	---	172.00	---	8	153	267
				June 2016	---	---	---	---	148.50	---	---	150.00	---	156.00	---	---	---	1
				September 2016	---	---	---	---	149.25	---	---	---	---	---	---	---	---	---
				December 2016	---	---	---	---	150.00	---	---	---	---	---	---	---	---	---
				March 2017	---	---	---	---	150.75	---	---	---	---	---	---	---	---	---

Underlying Asset				Derivatives Market													
Price max	Price min	Closing price	change	Delivery Month	Open price	Price max	Price min	Last price	Closing price	Last Bid	Last Ask	Settlement price	Life high	Life low	Trades	Volume	Open Interest
ALPHA BANK (CR)				(Contract Size: 100 Securities, Physical Delivery)													
1.89	1.75	1.75	0.58%	June 2016	1.72	1.84	1.71	1.74	1.74	---	---	1.75	2.68	---	334	4,531	6,928
				September 2016	---	---	---	---	1.76	---	---	1.84	---	1.90	---	---	---
				December 2016	---	---	---	---	1.77	---	---	---	---	---	---	---	---
				March 2017	---	---	---	---	1.77	---	---	---	---	---	---	---	---
CC HBC AG (CR)				(Contract Size: 100 Securities, Physical Delivery)													
18.58	18.24	18.24	0.16%	June 2016	18.27	18.27	18.27	18.27	18.27	---	---	18.04	18.49	---	1	1	25
				September 2016	---	---	---	---	18.39	---	---	---	---	---	---	---	---
				December 2016	---	---	---	---	18.48	---	---	---	---	---	---	---	---
				March 2017	---	---	---	---	18.57	---	---	---	---	---	---	---	---
CORINTH PIPEWORKS SA (CR)				(Contract Size: 100 Securities, Physical Delivery)													
0.893	0.872	0.892	1.36%	June 2016	---	---	---	---	0.884	---	---	0.861	0.965	---	---	---	626
				September 2016	---	---	---	---	0.889	---	---	---	---	---	---	---	---
				December 2016	---	---	---	---	0.893	---	---	---	---	---	---	---	---
				March 2017	---	---	---	---	0.898	---	---	---	---	---	---	---	---
ELLAKTOR (CR)				(Contract Size: 100 Securities, Physical Delivery)													
1.38	1.33	1.33	-2.21%	June 2016	1.36	1.36	1.34	1.34	1.34	---	---	1.37	1.41	---	4	11	1,026
				September 2016	---	---	---	---	1.37	---	---	---	---	---	---	---	---
				December 2016	---	---	---	---	1.38	---	---	---	---	---	---	---	---
				March 2017	---	---	---	---	1.39	---	---	---	---	---	---	---	---
EUROBANK ERGASIAS (CR)				(Contract Size: 100 Securities, Physical Delivery)													
0.806	0.760	0.778	3.46%	June 2016	0.735	0.785	0.735	0.762	0.762	---	---	0.757	1.16	---	352	3,639	24,212
				September 2016	---	---	---	---	0.759	---	---	0.772	0.801	---	---	---	---
				December 2016	---	---	---	---	0.763	---	---	---	---	---	---	---	---
				March 2017	---	---	---	---	0.767	---	---	---	---	---	---	---	---
EYDAP S.A. (CR)				(Contract Size: 100 Securities, Physical Delivery)													
4.13	4.01	4.11	2.49%	June 2016	---	---	---	---	4.03	---	---	4.01	4.49	---	---	---	108
				September 2016	---	---	---	---	4.05	---	---	---	---	---	---	---	---
				December 2016	---	---	---	---	4.07	---	---	---	---	---	---	---	---
				March 2017	---	---	---	---	4.09	---	---	---	---	---	---	---	---
FOLLI FOLLIE (CR)				(Contract Size: 100 Securities, Physical Delivery)													
16.34	16.03	16.20	1.25%	June 2016	16.22	16.22	16.11	16.11	16.11	---	---	15.95	17.82	---	2	6	342
				September 2016	---	---	---	---	16.16	---	---	---	---	---	---	---	---
				December 2016	---	---	---	---	16.24	---	---	---	---	---	---	---	---
				March 2017	---	---	---	---	16.32	---	---	---	---	---	---	---	---
FRIGOGLASS SA (CR)				(Contract Size: 100 Securities, Physical Delivery)													
0.537	0.487	0.488	-0.20%	June 2016	0.519	0.519	0.494	0.494	0.494	---	---	0.508	0.720	---	7	16	1,374
				September 2016	---	---	---	---	0.494	---	---	---	---	---	---	---	---
				December 2016	---	---	---	---	0.496	---	---	---	---	---	---	---	---
				March 2017	---	---	---	---	0.499	---	---	---	---	---	---	---	---

Underlying Asset				Derivatives Market													
Price max	Price min	Closing price	change	Delivery Month	Open price	Price max	Price min	Last price	Closing price	Last Bid	Last Ask	Settlement price	Life high	Life low	Trades	Volume	Open Interest
GEK TERNA (CR) (Contract Size: 100 Securities, Physical Delivery)																	
1.55	1.53	1.55	0.00%	June 2016	1.55	1.55	1.54	1.54	1.54	---	---	1.53	1.66	---	2	7	6,645
				September 2016	---	---	---	---	1.57	---	---	---	---	---	---	---	---
				December 2016	---	---	---	---	1.57	---	---	---	---	---	---	---	---
				March 2017	---	---	---	---	1.58	---	---	---	---	---	---	---	---
GRIVALIA PROPERTIES (CR) (Contract Size: 100 Securities, Physical Delivery)																	
6.98	6.74	6.93	2.82%	June 2016	6.92	6.92	6.92	6.92	6.92	---	---	6.99	7.54	---	1	10	202
				September 2016	---	---	---	---	6.81	---	---	---	---	---	---	---	---
				December 2016	---	---	---	---	6.84	---	---	---	---	---	---	---	---
				March 2017	---	---	---	---	6.87	---	---	---	---	---	---	---	---
HELLENIC EXCHANGES-A.S.E. (CR) (Contract Size: 100 Securities, Physical Delivery)																	
5.10	4.95	5.05	0.60%	June 2016	4.87	4.94	4.87	4.91	4.91	---	---	4.95	5.35	---	12	33	547
				September 2016	---	---	---	---	5.07	---	---	---	---	---	---	---	---
				December 2016	---	---	---	---	5.10	---	---	---	---	---	---	---	---
				March 2017	---	---	---	---	5.12	---	---	---	---	---	---	---	---
HELLENIC PETROLEUM (CR) (Contract Size: 100 Securities, Physical Delivery)																	
3.76	3.65	3.76	3.01%	June 2016	3.70	3.76	3.69	3.75	3.75	---	---	3.74	4.22	---	26	207	4,028
				September 2016	---	---	---	---	3.69	---	---	---	---	---	---	---	---
				December 2016	---	---	---	---	3.70	---	---	---	---	---	---	---	---
				March 2017	---	---	---	---	3.72	---	---	---	---	---	---	---	---
INTRALOT (CR) (Contract Size: 100 Securities, Physical Delivery)																	
1.15	1.13	1.15	1.77%	June 2016	1.10	1.13	1.10	1.13	1.13	---	---	1.16	1.19	---	2	7	423
				September 2016	---	---	---	---	1.14	---	---	---	---	---	---	---	---
				December 2016	---	---	---	---	1.15	---	---	---	---	---	---	---	---
				March 2017	---	---	---	---	1.15	---	---	---	---	---	---	---	---
JUMBO SA (CR) (Contract Size: 100 Securities, Physical Delivery)																	
11.38	11.11	11.32	2.17%	June 2016	11.18	11.22	11.09	11.18	11.18	---	---	11.53	11.61	---	12	26	392
				September 2016	---	---	---	---	11.19	---	---	---	---	---	---	---	---
				December 2016	---	---	---	---	11.25	---	---	---	---	---	---	---	---
				March 2017	---	---	---	---	11.30	---	---	---	---	---	---	---	---
MARFIN INVESTMENT GROUP (CR) (Contract Size: 100 Securities, Physical Delivery)																	
0.090	0.086	0.088	4.76%	June 2016	0.086	0.089	0.086	0.089	0.089	---	---	0.089	0.109	---	32	731	35,444
				September 2016	---	---	---	---	0.085	---	---	---	---	---	---	---	---
				December 2016	---	---	---	---	0.085	---	---	---	---	---	---	---	---
				March 2017	---	---	---	---	0.086	---	---	---	---	---	---	---	---
METKA (CR) (Contract Size: 100 Securities, Physical Delivery)																	
6.69	6.52	6.62	1.22%	June 2016	6.59	6.60	6.52	6.59	6.59	---	---	6.51	6.82	---	5	10	520
				September 2016	---	---	---	---	6.60	---	---	---	---	---	---	---	---
				December 2016	---	---	---	---	6.64	---	---	---	---	---	---	---	---
				March 2017	---	---	---	---	6.67	---	---	---	---	---	---	---	---

Underlying Asset				Derivatives Market														
Price max	Price min	Closing price	change	Delivery Month	Open price	Price max	Price min	Last price	Closing price	Last Bid	Last Ask	Settlement price	Life high	Life low	Trades	Volume	Open Interest	
MOTOR OIL (CR)																		
(Contract Size: 100 Securities, Physical Delivery)																		
9.30	9.02	9.15	0.55%	June 2016	9.21	9.24	9.06	9.14	9.14	---	---	9.47	9.98	---	22	48	610	
				September 2016	9.44	9.44	9.29	9.29	9.29	---	---	9.62	---	9.86	---	2	20	10
				December 2016	---	---	---	---	9.24	---	---	---	---	---	---	---	---	
				March 2017	---	---	---	---	9.28	---	---	---	---	---	---	---	---	
MYTILINEOS HOLDINGS (CR)																		
(Contract Size: 100 Securities, Physical Delivery)																		
3.39	3.20	3.37	3.37%	June 2016	3.35	3.37	3.31	3.37	3.37	---	---	3.36	3.55	---	33	78	3,368	
				September 2016	---	---	---	---	3.29	---	---	---	---	---	---	---	---	
				December 2016	---	---	---	---	3.31	---	---	---	---	---	---	---	---	
				March 2017	---	---	---	---	3.33	---	---	---	---	---	---	---	---	
NATIONAL BANK (CR)																		
(Contract Size: 100 Securities, Physical Delivery)																		
0.230	0.214	0.219	3.30%	June 2016	0.218	0.225	0.216	0.217	0.217	---	---	0.216	0.346	---	299	5,010	43,839	
				September 2016	---	---	---	---	0.214	---	---	0.214	0.240	---	---	---	---	
				December 2016	---	---	---	---	0.215	---	---	---	---	---	---	---	---	
				March 2017	---	---	---	---	0.216	---	---	---	---	---	---	---	---	
OPAP (CR)																		
(Contract Size: 100 Securities, Physical Delivery)																		
6.27	6.09	6.17	1.15%	June 2016	5.80	5.89	5.75	5.77	5.77	---	---	5.77	7.25	---	86	412	2,274	
				September 2016	---	---	---	---	6.16	---	---	5.77	6.34	---	---	---	---	
				December 2016	---	---	---	---	6.19	---	---	---	---	---	---	---	---	
				March 2017	---	---	---	---	6.22	---	---	---	---	---	---	---	---	
OTE (CR)																		
(Contract Size: 100 Securities, Physical Delivery)																		
7.57	7.29	7.53	3.29%	June 2016	7.40	7.55	7.38	7.52	7.52	---	---	7.52	8.20	---	76	242	3,110	
				September 2016	7.59	7.59	7.59	7.59	7.59	---	---	7.62	---	7.59	---	1	10	---
				December 2016	---	---	---	---	7.40	---	---	---	---	---	---	---	---	
				March 2017	---	---	---	---	7.44	---	---	---	---	---	---	---	---	
P.P.A. S.A. (CR)																		
(Contract Size: 100 Securities, Physical Delivery)																		
11.48	11.04	11.13	-0.54%	June 2016	11.35	11.35	11.35	11.35	11.35	---	---	10.98	14.75	---	1	3	396	
				September 2016	---	---	---	---	11.30	---	---	---	---	---	---	---	---	
				December 2016	---	---	---	---	11.36	---	---	---	---	---	---	---	---	
				March 2017	---	---	---	---	11.41	---	---	---	---	---	---	---	---	
PIRAEUS BANK (CR)																		
(Contract Size: 100 Securities, Physical Delivery)																		
0.181	0.167	0.175	6.71%	June 2016	0.160	0.175	0.159	0.167	0.167	---	---	0.167	0.303	---	345	7,929	29,884	
				September 2016	---	---	---	---	0.166	---	---	---	---	---	---	---	---	
				December 2016	---	---	---	---	0.166	---	---	---	---	---	---	---	---	
				March 2017	---	---	---	---	0.167	---	---	---	---	---	---	---	---	
PPC (CR)																		
(Contract Size: 100 Securities, Physical Delivery)																		
2.93	2.82	2.91	2.83%	June 2016	2.84	2.93	2.83	2.90	2.90	---	---	2.87	3.53	---	84	224	4,674	
				September 2016	---	---	---	---	2.86	---	---	---	---	---	---	---	---	
				December 2016	---	---	---	---	2.87	---	---	---	---	---	---	---	---	
				March 2017	---	---	---	---	2.89	---	---	---	---	---	---	---	---	

Underlying Asset				Derivatives Market													
Price max	Price min	Closing price	change	Delivery Month	Open price	Price max	Price min	Last price	Closing price	Last Bid	Last Ask	Settlement price	Life high	Life low	Trades	Volume	Open Interest
TERNA ENERGY (CR)				(Contract Size: 100 Securities, Physical Delivery)													
2.63	2.56	2.63	3.14%	June 2016	2.57	2.60	2.57	2.60	2.60	---	---	2.65	2.65	---	4	13	1,156
				September 2016	---	---	---	---	2.58	---	---	---	---	---	---	---	---
				December 2016	---	---	---	---	2.59	---	---	---	---	---	---	---	---
				March 2017	---	---	---	---	2.60	---	---	---	---	---	---	---	---
TITAN CEMENT (CR)				(Contract Size: 100 Securities, Physical Delivery)													
18.90	18.32	18.80	0.86%	June 2016	18.70	18.78	18.60	18.60	18.60	---	---	18.78	19.82	---	3	7	114
				September 2016	18.78	18.78	18.78	18.78	18.78	---	---	18.78	18.78	---	1	40	---
				December 2016	---	---	---	---	18.92	---	---	---	---	---	---	---	---
				March 2017	---	---	---	---	19.01	---	---	---	---	---	---	---	---
VIOHALCO SA/NV (CB)				(Contract Size: 100 Securities, Physical Delivery)													
1.08	1.03	1.05	2.94%	June 2016	1.07	1.07	1.03	1.07	1.07	---	---	1.06	1.30	---	6	13	1,020
				September 2016	---	---	---	---	1.03	---	---	---	---	---	---	---	---
				December 2016	---	---	---	---	1.04	---	---	---	---	---	---	---	---
				March 2017	---	---	---	---	1.04	---	---	---	---	---	---	---	---

FTSE/Athex Large Cap

(Trade Unit: 1 Index Point x 5€ - Exercise Style: European, Cash Settlement)

Exercise Price	Call Options														Put Options																		
	April 2016							May 2016							Other Months		April 2016							May 2016							Other Months		Exercise Price
	Open price	Price max	Price min	Last price	Closing price	Volume	Open Interest	Open price	Price max	Price min	Last price	Closing price	Volume	Open Interest	Volume	Open Interest	Open price	Price max	Price min	Last price	Closing price	Volume	Open Interest	Open price	Price max	Price min	Last price	Closing price	Volume	Open Interest	Volume	Open Interest	
90	0.00	0.00	0.00	-	57.00	-	52	-	-	-	-	-	-	-	-	0.00	0.00	0.00	-	0.01	-	-	-	-	-	-	-	-	-	-	-	90	
95	0.00	0.00	0.00	-	52.00	-	-	-	-	-	-	-	-	-	-	0.00	0.00	0.00	-	0.01	-	-	-	-	-	-	-	-	-	-	-	95	
100	0.00	0.00	0.00	-	47.00	-	-	0.00	0.00	0.00	-	46.75	-	-	-	0.00	0.00	0.00	-	0.01	-	-	0.00	0.00	0.00	-	0.08	-	-	-	100		
105	0.00	0.00	0.00	-	42.00	-	-	0.00	0.00	0.00	-	41.75	-	-	-	0.00	0.00	0.00	-	0.04	-	-	0.00	0.00	0.00	-	0.18	-	-	-	105		
110	0.00	0.00	0.00	-	37.00	-	30	0.00	0.00	0.00	-	37.00	-	-	-	0.00	0.00	0.00	-	0.10	-	-	0.00	0.00	0.00	-	0.37	-	-	-	110		
115	0.00	0.00	0.00	-	32.25	-	12	0.00	0.00	0.00	-	32.25	-	-	-	0.00	0.00	0.00	-	0.25	-	-	0.00	0.00	0.00	-	0.71	-	-	-	115		
120	0.00	0.00	0.00	-	27.50	-	-	0.00	0.00	0.00	-	28.00	-	-	-	0.00	0.00	0.00	-	0.53	-	50	0.00	0.00	0.00	-	1.20	-	-	-	120		
125	0.00	0.00	0.00	-	23.00	-	-	0.00	0.00	0.00	-	23.75	-	-	-	0.00	0.00	0.00	-	1.00	-	-	0.00	0.00	0.00	-	2.00	-	-	-	125		
130	19.75	22.75	19.75	22.75	22.75	3	117	0.00	0.00	0.00	-	19.75	-	30	-	19.75	22.75	0.00	-	1.90	-	47	0.00	0.00	0.00	-	3.20	-	-	-	130		
135	0.00	0.00	0.00	-	15.00	-	-	0.00	0.00	0.00	-	16.50	-	-	-	0.00	0.00	0.00	-	3.10	-	37	0.00	0.00	0.00	-	4.70	-	-	-	135		
140	0.00	0.00	0.00	-	11.75	-	3	0.00	0.00	0.00	-	13.25	-	-	-	0.00	0.00	0.00	-	4.80	-	127	0.00	0.00	0.00	-	6.60	-	-	-	140		
145	9.90	10.75	8.00	8.00	8.00	70	509	0.00	0.00	0.00	-	10.50	-	-	-	9.90	10.75	0.00	-	6.90	-	8	0.00	0.00	0.00	-	8.90	-	-	-	145		
150	0.00	0.00	0.00	-	6.60	-	89	10.50	10.50	10.50	10.50	10.50	20	20	-	0.00	0.00	6.00	6.00	6.00	10	66	0.00	0.00	0.00	-	11.50	-	30	-	150		
155	0.00	0.00	0.00	-	4.80	-	926	0.00	0.00	0.00	-	6.50	-	-	-	0.00	0.00	10.00	10.00	10.00	1	25	0.00	0.00	0.00	-	14.75	-	-	-	155		
160	2.60	2.60	2.50	2.50	2.50	72	98	0.00	0.00	0.00	-	4.90	-	-	-	2.60	2.60	12.50	12.50	12.50	1	43	0.00	0.00	0.00	-	18.25	-	-	-	160		
165	2.20	2.20	2.20	2.20	2.20	50	89	0.00	0.00	0.00	-	3.70	-	-	-	2.20	2.20	0.00	-	20.25	-	22	0.00	0.00	0.00	-	22.00	-	-	-	165		
170	0.00	0.00	0.00	-	1.60	-	50	0.00	0.00	0.00	-	2.80	-	-	-	0.00	0.00	0.00	-	24.50	-	-	0.00	0.00	0.00	-	26.00	-	-	-	170		
175	0.00	0.00	0.00	-	1.00	-	-	0.00	0.00	0.00	-	2.00	-	-	-	0.00	0.00	0.00	-	29.00	-	-	0.00	0.00	0.00	-	30.25	-	-	-	175		
180	0.00	0.00	0.00	-	0.66	-	-	0.00	0.00	0.00	-	1.50	-	-	-	0.00	0.00	0.00	-	33.50	-	-	0.00	0.00	0.00	-	34.50	-	-	-	180		
185	0.00	0.00	0.00	-	0.41	-	-	0.00	0.00	0.00	-	1.10	-	-	-	0.00	0.00	0.00	-	38.25	-	-	0.00	0.00	0.00	-	39.25	-	-	-	185		
190	-	-	-	-	-	-	-	-	-	-	-	-	-	-	-	-	-	-	-	-	-	-	-	-	-	-	-	-	-	-	190		
195	-	-	-	-	-	-	-	-	-	-	-	-	-	-	-	-	-	-	-	-	-	-	-	-	-	-	-	-	-	-	195		
200	-	-	-	-	-	-	-	-	-	-	-	-	-	-	-	-	-	-	-	-	-	-	-	-	-	-	-	-	-	-	200		
205	-	-	-	-	-	-	-	-	-	-	-	-	-	-	-	-	-	-	-	-	-	-	-	-	-	-	-	-	-	-	205		
210	-	-	-	-	-	-	-	-	-	-	-	-	-	-	-	-	-	-	-	-	-	-	-	-	-	-	-	-	-	-	210		
215	-	-	-	-	-	-	-	-	-	-	-	-	-	-	-	-	-	-	-	-	-	-	-	-	-	-	-	-	-	-	215		
220	-	-	-	-	-	-	-	-	-	-	-	-	-	-	-	-	-	-	-	-	-	-	-	-	-	-	-	-	-	-	220		
225	-	-	-	-	-	-	-	-	-	-	-	-	-	-	-	-	-	-	-	-	-	-	-	-	-	-	-	-	-	-	225		
230	-	-	-	-	-	-	-	-	-	-	-	-	-	-	-	-	-	-	-	-	-	-	-	-	-	-	-	-	-	-	230		
235	-	-	-	-	-	-	-	-	-	-	-	-	-	-	-	-	-	-	-	-	-	-	-	-	-	-	-	-	-	-	235		
240	-	-	-	-	-	-	-	-	-	-	-	-	-	-	-	-	-	-	-	-	-	-	-	-	-	-	-	-	-	-	240		
245	-	-	-	-	-	-	-	-	-	-	-	-	-	-	-	-	-	-	-	-	-	-	-	-	-	-	-	-	-	-	245		
250	-	-	-	-	-	-	-	-	-	-	-	-	-	-	-	-	-	-	-	-	-	-	-	-	-	-	-	-	-	-	250		
260	-	-	-	-	-	-	-	0.00	0.00	0.00	-	0.01	-	-	-	-	-	-	-	-	-	-	-	-	-	-	-	-	-	-	260		
Totals:						195	1,975					20	50	0	0						12	425					0	30	0	0			
Number of Trades:						16					1		0		0						3					0		0					

ALPHA BANK (CR)

(Contract Size: 100 Securities, Exercise Style: American, Physical Delivery)

Call Options																Put Options																	
Exercise Price	April 2016						May 2016						Other Months		April 2016						May 2016					Other Months		Exercise Price					
	Open price	Price max	Price min	Last price	Closing price	Volume	Open Interest	Open price	Price max	Price min	Last price	Closing price	Volume	Open Interest	Volume	Open Interest	Open price	Price max	Price min	Last price	Closing price	Volume	Open Interest	Open price	Price max	Price min	Last price		Closing price	Volume	Open Interest	Volume	Open Interest
0.100						-	-							-	-								-	-									0.001
0.200						-	-							-	-								-	-									0.002
0.300						-	-							-	-								-	-									0.003
0.400						-	-							-	-								-	-									0.004
0.500						-	-							-	-								-	-									0.005
0.600						-	-							-	-								-	-									0.006
0.800	0.000	0.000	0.000	0.941		-	-							-	-	0.000	0.000	0.000	0.001			-	-									0.008	
0.850	0.000	0.000	0.000	0.891		-	-							-	-	0.000	0.000	0.000	0.001			-	-									0.009	
0.900	0.000	0.000	0.000	0.842		-	-	0.000	0.000	0.000	0.851			-	-	0.000	0.000	0.000	0.001			-	-	0.000	0.000	0.000	0.008					0.009	
0.950	0.000	0.000	0.000	0.792		-	-	0.000	0.000	0.000	0.805			-	-	0.000	0.000	0.000	0.001			-	-	0.000	0.000	0.000	0.012					0.010	
1.000	0.000	0.000	0.000	0.743		-	-	0.000	0.000	0.000	0.760			-	-	0.000	0.000	0.000	0.001			-	-	0.000	0.000	0.000	0.017					0.010	
1.100	0.000	0.000	0.000	0.646		-	-	0.000	0.000	0.000	0.674			-	-	0.000	0.000	0.000	0.004			-	-	0.000	0.000	0.000	0.030					0.011	
1.200	0.000	0.000	0.000	0.552		-	-	0.000	0.000	0.000	0.593			-	-	0.000	0.000	0.000	0.010			-	-	0.000	0.000	0.000	0.049					0.012	
1.300	0.000	0.000	0.000	0.463		-	-	0.000	0.000	0.000	0.519			-	-	0.000	0.000	0.000	0.022			-	-	0.000	0.000	0.000	0.075					0.013	
1.400	0.000	0.000	0.000	0.382		-	-	0.000	0.000	0.000	0.450			-	-	0.000	0.000	0.000	0.040			-	-	0.000	0.000	0.000	0.105					0.014	
1.500	0.000	0.000	0.000	0.309		-	-	0.000	0.000	0.000	0.390			-	-	0.000	0.000	0.000	0.067			-	-	0.000	0.000	0.000	0.146					0.015	
1.600	0.000	0.000	0.000	0.246		-	-	0.000	0.000	0.000	0.336			-	-	0.000	0.000	0.000	0.104			-	-	0.000	0.000	0.000	0.191					0.016	
1.700	0.000	0.000	0.000	0.193		-	-	0.000	0.000	0.000	0.288			-	-	0.000	0.000	0.000	0.151			-	-	0.000	0.000	0.000	0.243					0.017	
1.800	0.000	0.000	0.000	0.149		-	-	0.000	0.000	0.000	0.246			-	-	0.000	0.000	0.000	0.207			-	-	0.000	0.000	0.000	0.301					0.018	
1.900	0.000	0.000	0.000	0.113		-	-	0.000	0.000	0.000	0.209			-	-	0.000	0.000	0.000	0.270			-	-	0.000	0.000	0.000	0.364					0.019	
2.000	0.000	0.000	0.000	0.083		-	-	0.000	0.000	0.000	0.178			-	-	0.000	0.000	0.000	0.341			-	-	0.000	0.000	0.000	0.432					0.020	
2.200	0.000	0.000	0.000	0.046		-	-	0.000	0.000	0.000	0.127			-	-	0.000	0.000	0.000	0.503			-	-	0.000	0.000	0.000	0.581					0.022	
2.400	0.000	0.000	0.000	0.024		-	-	0.000	0.000	0.000	0.090			-	-	0.000	0.000	0.000	0.682			-	-	0.000	0.000	0.000	0.744					0.024	
2.600	0.000	0.000	0.000	0.012		-	-	0.000	0.000	0.000	0.065			-	-	0.000	0.000	0.000	0.870			-	-	0.000	0.000	0.000	0.918					0.026	
2.800	0.000	0.000	0.000	0.006		-	-	0.000	0.000	0.000	0.046			-	-	0.000	0.000	0.000	1.06			-	-	0.000	0.000	0.000	1.10					0.028	
3.000	0.000	0.000	0.000	0.003		-	-	0.000	0.000	0.000	0.031			-	-	0.000	0.000	0.000	1.26			-	-	0.000	0.000	0.000	1.29					0.030	
3.200						-	-							-	-							-	-									0.032	
3.400						-	-							-	-							-	-									0.034	
3.600						-	-							-	-							-	-									0.036	
Totals:						0	0							0	0	0	0					0	0					0	5	0	0		
Number of Trades:						0								0	0							0.00						0			0		

NATIONAL BANK (CR)

(Contract Size: 100 Securities, Exercise Style: American, Physical Delivery)

Exercise Price	Call Options														Put Options																		
	April 2016						May 2016						Other Months		April 2016						May 2016						Other Months		Exercise Price				
	Open price	Price max	Price min	Last price	Closing price	Volume	Open Interest	Open price	Price max	Price min	Last price	Closing price	Volume	Open Interest	Volume	Open Interest	Open price	Price max	Price min	Last price	Closing price	Volume	Open Interest	Open price	Price max	Price min	Last price	Closing price		Volume	Open Interest	Volume	Open Interest
0.050	0.000	0.000	0.000	0.162	-	-	0.000	0.000	0.000	0.162	-	-				0.000	0.000	0.000	0.001	-	-				0.000	0.000	0.000	0.001		-	-		
0.100	0.000	0.000	0.000	0.112	-	-	0.000	0.000	0.000	0.113	-	-				0.000	0.000	0.000	0.001	-	-				0.000	0.000	0.000	0.001	-	-			0.001
0.150	0.000	0.000	0.000	0.066	-	-	0.000	0.000	0.000	0.067	-	-				0.000	0.000	0.000	0.003	-	-				0.000	0.000	0.000	0.005	-	-			0.002
0.200	0.000	0.000	0.000	0.032	-	-	0.000	0.000	0.000	0.035	-	-				0.000	0.000	0.000	0.019	-	-				0.000	0.000	0.000	0.022	-	-			0.002
0.250	0.000	0.000	0.000	0.013	-	-	0.000	0.000	0.000	0.016	-	-				0.000	0.000	0.000	0.051	-	-				0.000	0.000	0.000	0.054	-	-			0.003
0.300	0.000	0.000	0.000	0.005	-	-	0.000	0.000	0.000	0.007	-	-				0.000	0.000	0.000	0.092	-	-				0.000	0.000	0.000	0.094	-	-			0.003
0.350	0.000	0.000	0.000	0.002	-	-	0.000	0.000	0.000	0.003	-	-				0.000	0.000	0.000	0.139	-	-				0.000	0.000	0.000	0.140	-	-			0.004
0.400	0.000	0.000	0.000	0.001	-	-	0.000	0.000	0.000	0.001	-	-				0.000	0.000	0.000	0.188	-	-				0.000	0.000	0.000	0.189	-	-			0.004
0.450	0.000	0.000	0.000	0.001	-	-	0.000	0.000	0.000	0.001	-	-				0.000	0.000	0.000	0.238	-	-				0.000	0.000	0.000	0.238	-	-			0.005
0.500	0.000	0.000	0.000	0.001	-	-	0.000	0.000	0.000	0.001	-	-				0.000	0.000	0.000	0.288	-	-				0.000	0.000	0.000	0.288	-	-			0.005
0.550					-	-					-	-																					0.006
0.600					-	-					-	-																					0.006
0.700					-	-					-	-																					0.007
0.800					-	-					-	-																					0.008
0.900					-	-					-	-																					0.009
1.000					-	-					-	-																					0.010
1.100					-	-					-	-																					0.011
1.200					-	-					-	-																					0.012
1.300					-	-					-	-																					0.013
1.400					-	-					-	-																					0.014
Totals:						0	0					0	0		0	0						0	0									0	0
Number of Trades:						0						0		0									0.00									0	0

OPAP (CR)

(Contract Size: 100 Securities, Exercise Style: American, Physical Delivery)

Exercise Price	Call Options														Put Options																		
	April 2016						May 2016						Other Months		April 2016						May 2016						Other Months		Exercise Price				
	Open price	Price max	Price min	Last price	Closing price	Volume	Open Interest	Open price	Price max	Price min	Last price	Closing price	Volume	Open Interest	Volume	Open Interest	Open price	Price max	Price min	Last price	Closing price	Volume	Open Interest	Open price	Price max	Price min	Last price	Closing price		Volume	Open Interest	Volume	Open Interest
3.600	0.000	0.000	0.000		2.50	-	-										0.000	0.000	0.000		0.001	-	-										
3.800	0.000	0.000	0.000		2.31	-	-										0.000	0.000	0.000		0.001	-	-										0.038
4.000	0.000	0.000	0.000		2.11	-	-	0.000	0.000	0.000		2.12	-	-			0.000	0.000	0.000		0.001	-	-	0.000	0.000	0.000		0.012	-	-			0.040
4.400	0.000	0.000	0.000		1.71	-	-	0.000	0.000	0.000		1.75	-	-			0.000	0.000	0.000		0.001	-	-	0.000	0.000	0.000		0.034	-	-			0.044
4.800	0.000	0.000	0.000		1.31	-	-	0.000	0.000	0.000		1.40	-	-			0.000	0.000	0.000		0.005	-	-	0.000	0.000	0.000		0.083	-	-			0.048
5.200	0.000	0.000	0.000		0.935	-	-	0.000	0.000	0.000		1.09	-	-			0.000	0.000	0.000		0.028	-	-	0.000	0.000	0.000		0.170	-	-			0.052
5.600	0.000	0.000	0.000		0.603	-	-	0.000	0.000	0.000		0.818	-	-			0.000	0.000	0.000		0.096	-	-	0.000	0.000	0.000		0.301	-	-			0.056
6.000	0.000	0.000	0.000		0.346	-	-	0.000	0.000	0.000		0.598	-	-			0.000	0.000	0.000		0.239	-	-	0.000	0.000	0.000		0.479	-	-			0.060
6.400	0.000	0.000	0.000		0.175	-	-	0.000	0.000	0.000		0.425	-	-			0.000	0.000	0.000		0.468	-	-	0.000	0.000	0.000		0.706	-	-			0.064
6.800	0.000	0.000	0.000		0.077	-	5	0.000	0.000	0.000		0.295	-	-			0.000	0.000	0.000		0.770	-	-	0.000	0.000	0.000		0.975	-	-			0.068
7.200	0.000	0.000	0.000		0.030	-	-	0.000	0.000	0.000		0.200	-	-			0.000	0.000	0.000		1.12	-	-	0.000	0.000	0.000		1.28	-	-			0.072
7.600	0.000	0.000	0.000		0.011	-	-	0.000	0.000	0.000		0.133	-	-			0.000	0.000	0.000		1.51	-	-	0.000	0.000	0.000		1.61	-	-			0.076
8.000	0.000	0.000	0.000		0.003	-	-	0.000	0.000	0.000		0.086	-	-			0.000	0.000	0.000		1.90	-	-	0.000	0.000	0.000		1.97	-	-			0.080
8.400	0.000	0.000	0.000		0.001	-	-	0.000	0.000	0.000		0.054	-	-			0.000	0.000	0.000		2.30	-	-	0.000	0.000	0.000		2.34	-	-			0.084
8.800	0.000	0.000	0.000		0.001	-	-	0.000	0.000	0.000		0.034	-	-			0.000	0.000	0.000		2.70	-	-	0.000	0.000	0.000		2.72	-	-			0.088
9.200						-	-						-	-								-	-									0.092	
9.600						-	-						-	-								-	-									0.096	
10.000						-	-						-	-								-	-									0.100	
Totals:						0	5						0	0	0	0					0	0						0	30	0	0		
Number of Trades:						0							0		0						0.00							0		0			

OTE (CR)

(Contract Size: 100 Securities, Exercise Style: American, Physical Delivery)

Exercise Price	Call Options														Put Options																			
	April 2016						May 2016						Other Months		April 2016						May 2016						Other Months		Exercise Price					
	Open price	Price max	Price min	Last price	Closing price	Volume	Open Interest	Open price	Price max	Price min	Last price	Closing price	Volume	Open Interest	Volume	Open Interest	Open price	Price max	Price min	Last price	Closing price	Volume	Open Interest	Open price	Price max	Price min	Last price	Closing price		Volume	Open Interest	Volume	Open Interest	
4.800	0.000	0.000	0.000		2.50	-	-	0.000	0.000	0.000		2.51	-	-			0.000	0.000	0.000		0.001	-	-		0.000	0.000	0.000			0.003	-	-		
5.200	0.000	0.000	0.000		2.10	-	-	0.000	0.000	0.000		2.12	-	-			0.000	0.000	0.000		0.001	-	-		0.000	0.000	0.000		0.013	-	-			0.052
5.600	0.000	0.000	0.000		1.70	-	-	0.000	0.000	0.000		1.74	-	-			0.000	0.000	0.000		0.002	-	-		0.000	0.000	0.000		0.035	-	-			0.056
6.000	0.000	0.000	0.000		1.31	-	-	0.000	0.000	0.000		1.39	-	-			0.000	0.000	0.000		0.013	-	-		0.000	0.000	0.000		0.083	-	-			0.060
6.400	0.000	0.000	0.000		0.947	-	-	0.000	0.000	0.000		1.08	-	-			0.000	0.000	0.000		0.049	-	-		0.000	0.000	0.000		0.167	-	-			0.064
6.800	0.000	0.000	0.000		0.633	-	-	0.000	0.000	0.000		0.806	-	-			0.000	0.000	0.000		0.134	-	-		0.000	0.000	0.000		0.294	-	-			0.068
7.200	0.000	0.000	0.000		0.387	-	-	0.000	0.000	0.000		0.582	-	-			0.000	0.000	0.000		0.288	-	-		0.000	0.000	0.000		0.469	-	-			0.072
7.600	0.000	0.000	0.000		0.214	-	-	0.000	0.000	0.000		0.406	-	-			0.000	0.000	0.000		0.515	-	-		0.000	0.000	0.000		0.693	-	-			0.076
8.000	0.000	0.000	0.000		0.107	-	-	0.000	0.000	0.000		0.275	-	-			0.000	0.000	0.000		0.808	-	-		0.000	0.000	0.000		0.962	-	-			0.080
8.400	0.000	0.000	0.000		0.049	-	-	0.000	0.000	0.000		0.181	-	-			0.000	0.000	0.000		1.15	-	-		0.000	0.000	0.000		1.27	-	-			0.084
8.800	0.000	0.000	0.000		0.020	-	-	0.000	0.000	0.000		0.116	-	-			0.000	0.000	0.000		1.52	-	-		0.000	0.000	0.000		1.60	-	-			0.088
9.200	0.000	0.000	0.000		0.008	-	-	0.000	0.000	0.000		0.073	-	-			0.000	0.000	0.000		1.91	-	-		0.000	0.000	0.000		1.96	-	-			0.092
9.600	0.000	0.000	0.000		0.003	-	-	0.000	0.000	0.000		0.044	-	-			0.000	0.000	0.000		2.31	-	-		0.000	0.000	0.000		2.34	-	-			0.096
10.000	0.000	0.000	0.000		0.001	-	-	0.000	0.000	0.000		0.026	-	-			0.000	0.000	0.000		2.71	-	-		0.000	0.000	0.000		2.72	-	-			0.100
11.000						-	-						-	-								-	-						-	-				0.110
12.000						-	-						-	-								-	-						-	-				0.120
13.000						-	-						-	-								-	-						-	-				0.130
14.000						-	-						-	-								-	-						-	-				0.140
Totals:						0	0					0	0		0	0					0	0						0	0		0	0		
Number of Trades:						0						0		0							0.00							0		0				

PIRAEUS BANK (CR)

(Contract Size: 100 Securities, Exercise Style: American, Physical Delivery)

Exercise Price	Call Options														Put Options																	
	April 2016						May 2016						Other Months		April 2016						May 2016						Other Months		Exercise Price			
	Open price	Price max	Price min	Last price	Closing price	Volume	Open Interest	Open price	Price max	Price min	Last price	Closing price	Volume	Open Interest	Volume	Open Interest	Open price	Price max	Price min	Last price	Closing price	Volume	Open Interest	Open price	Price max	Price min	Last price	Closing price		Volume	Open Interest	Volume
0.050	0.000	0.000	0.000	0.114	-	-	0.000	0.000	0.000	0.114	-	-				0.000	0.000	0.000	0.002	-	-	0.000	0.000	0.000	0.001	-	-					0.001
0.100	0.000	0.000	0.000	0.067	-	-	0.000	0.000	0.000	0.071	-	-				0.000	0.000	0.000	0.003	-	-	0.000	0.000	0.000	0.006	-	-				0.001	
0.150	0.000	0.000	0.000	0.033	-	-	0.000	0.000	0.000	0.041	-	-				0.000	0.000	0.000	0.019	-	-	0.000	0.000	0.000	0.026	-	-				0.002	
0.200	0.000	0.000	0.000	0.015	-	10	0.000	0.000	0.000	0.023	-	-				0.000	0.000	0.000	0.051	-	-	0.000	0.000	0.000	0.058	-	-				0.002	
0.250	0.000	0.000	0.000	0.006	-	-	0.000	0.000	0.000	0.013	-	-				0.000	0.000	0.000	0.092	-	-	0.000	0.000	0.000	0.098	-	-				0.003	
0.300	0.000	0.000	0.000	0.003	-	-	0.000	0.000	0.000	0.007	-	-				0.000	0.000	0.000	0.138	-	-	0.000	0.000	0.000	0.143	-	-				0.003	
0.350	0.000	0.000	0.000	0.001	-	-	0.000	0.000	0.000	0.004	-	-				0.000	0.000	0.000	0.187	-	-	0.000	0.000	0.000	0.190	-	-				0.004	
0.400	0.000	0.000	0.000	0.001	-	-	0.000	0.000	0.000	0.002	-	-				0.000	0.000	0.000	0.236	-	-	0.000	0.000	0.000	0.238	-	-				0.004	
0.450	0.000	0.000	0.000	0.001	-	-	0.000	0.000	0.000	0.002	-	-				0.000	0.000	0.000	0.286	-	-	0.000	0.000	0.000	0.287	-	-				0.005	
0.500					-	-					-	-																			0.005	
0.550					-	-					-	-																			0.006	
0.600					-	-					-	-																			0.006	
0.650					-	-					-	-																			0.007	
0.700					-	-					-	-																			0.007	
Totals:					0	10					0	0	0	0	0							0	0						0	0	0	
Number of Trades:					0						0		0							0.00								0		0		

PPC (CR)

(Contract Size: 100 Securities, Exercise Style: American, Physical Delivery)

Exercise Price	Call Options														Put Options														Exercise Price			
	April 2016						May 2016						Other Months		April 2016						May 2016						Other Months					
	Open price	Price max	Price min	Last price	Closing price	Volume	Open Interest	Open price	Price max	Price min	Last price	Closing price	Volume	Open Interest	Volume	Open Interest	Open price	Price max	Price min	Last price	Closing price	Volume	Open Interest	Open price	Price max	Price min	Last price	Closing price		Volume	Open Interest	Volume
1.800	0.000	0.000	0.000	1.03	-	-	0.000	0.000	0.000	1.04	-	-				0.000	0.000	0.000	0.001	-	-	0.000	0.000	0.000	0.001	-	-				0.018	
1.900	0.000	0.000	0.000	0.933	-	-	0.000	0.000	0.000	0.939	-	-				0.000	0.000	0.000	0.001	-	-	0.000	0.000	0.000	0.003	-	-				0.019	
2.000	0.000	0.000	0.000	0.833	-	-	0.000	0.000	0.000	0.843	-	-				0.000	0.000	0.000	0.001	-	-	0.000	0.000	0.000	0.007	-	-				0.020	
2.200	0.000	0.000	0.000	0.635	-	-	0.000	0.000	0.000	0.659	-	-				0.000	0.000	0.000	0.002	-	-	0.000	0.000	0.000	0.022	-	-				0.022	
2.400	0.000	0.000	0.000	0.445	-	-	0.000	0.000	0.000	0.491	-	-				0.000	0.000	0.000	0.012	-	-	0.000	0.000	0.000	0.054	-	-				0.024	
2.600	0.000	0.000	0.000	0.280	-	-	0.000	0.000	0.000	0.352	-	-				0.000	0.000	0.000	0.046	-	-	0.000	0.000	0.000	0.113	-	-				0.026	
2.800	0.000	0.000	0.000	0.154	-	-	0.000	0.000	0.000	0.239	-	-				0.000	0.000	0.000	0.120	-	-	0.000	0.000	0.000	0.200	-	-				0.028	
3.000	0.000	0.000	0.000	0.073	-	-	0.000	0.000	0.000	0.154	-	-				0.000	0.000	0.000	0.239	-	-	0.000	0.000	0.000	0.315	-	-				0.030	
3.200	0.000	0.000	0.000	0.030	-	-	0.000	0.000	0.000	0.097	-	-				0.000	0.000	0.000	0.397	-	-	0.000	0.000	0.000	0.458	-	-				0.032	
3.400	0.000	0.000	0.000	0.011	-	-	0.000	0.000	0.000	0.058	-	-				0.000	0.000	0.000	0.578	-	-	0.000	0.000	0.000	0.620	-	-				0.034	
3.600	0.000	0.000	0.000	0.003	-	-	0.000	0.000	0.000	0.034	-	-				0.000	0.000	0.000	0.771	-	-	0.000	0.000	0.000	0.796	-	-				0.036	
3.800	0.000	0.000	0.000	0.001	-	-	0.000	0.000	0.000	0.019	-	-				0.000	0.000	0.000	0.970	-	-	0.000	0.000	0.000	0.982	-	-				0.038	
4.000	0.000	0.000	0.000	0.001	-	-	0.000	0.000	0.000	0.010	-	-				0.000	0.000	0.000	1.17	-	-	0.000	0.000	0.000	1.17	-	-				0.040	
4.400	0.000	0.000	0.000	0.001	-	-	0.000	0.000	0.000	0.003	-	-				0.000	0.000	0.000	1.57	-	-	0.000	0.000	0.000	1.57	-	-				0.044	
4.800	0.000	0.000	0.000	0.001	-	-				-	-					0.000	0.000	0.000	1.97	-	-				-	-					0.048	
5.200	0.000	0.000	0.000	0.001	-	-				-	-					0.000	0.000	0.000	2.37	-	-				-	-					0.052	
5.600					-	-				-	-								-	-				-	-						0.056	
6.000					-	-				-	-								-	-				-	-						0.060	
6.400					-	-				-	-								-	-				-	-						0.064	
6.800					-	-				-	-								-	-				-	-						0.068	
7.200					-	-				-	-								-	-				-	-						0.072	
Totals:					0	0					0	0	0	0					0	0					0	0	0	0				
Number of Trades:					0					0		0							0.00						0					0		

Lending Products	Underlying Title	Multilateral Transactions[1]					Bilateral Transactions[2]		Stock Borrowing through OTC (volume)[3]
		Open Interest[5]	Volume(Offered)	Average Weighted	Transactions volume	Average Weighted	Transactions Volume	Average Weighted	Transactions Volume
AEGNBOR	AEGEAN AIRLINES (CR)	---	8,380	5.31%	---	---	---	---	11,701
ALPHABOR	ALPHA BANK (CR)	125,469	1,036	6.65%	1,000	6.57%	15,000	6.00%	3,994,074
AETFBOR	ALPHA ETF FTSE Athex Large Cap	---	---	---	---	---	---	---	---
ALMYBOR	ALUMIL (CR)	---	---	---	---	---	---	---	---
ASCOBOR	AS COMPANY SA (CR)	---	---	---	---	---	---	---	---
IATRBOR	ATHENS MEDICAL CENTER SA (CR)	---	39,104	5.31%	---	---	---	---	---
OTOELBOR	AUTOHELLAS SA (CR)	---	1,361	5.31%	---	---	---	---	---
EEEBOR	CC HBC AG (CR)	5,446	1	5.65%	---	---	---	---	70,546
CENTRBOR	CENTRIC HOLDINGS (CR)	---	16,000	5.31%	---	---	---	---	---
SOLKBOR	CORINTH PIPEWORKS SA (CR)	---	---	---	---	---	---	---	---
PLAKRBOR	CRETE PLASTICS SA (CR)	---	---	---	---	---	---	---	---
ELLAKTORBOR	ELLAKTOR (CR)	300	41,843	5.31%	---	---	---	---	---
ANEMOSBOR	ELTECH ANEMOS S.A. (CR)	---	---	---	---	---	---	---	---
ELTONBOR	ELTON SA (CR)	---	---	---	---	---	---	---	---
EUROBBOR	EUROBANK ERGASIAS (CR)	82,849	373	5.31%	---	---	30,000	5.00%	2,024,279
EUROCBOR	EUROCONSULTANTS S.A. (CR)	---	---	---	---	---	---	---	---
EUPICBOR	EUROPEAN RELIANCE INSUR. (CR)	---	---	---	---	---	---	---	---
EYDAPBOR	EYDAP S.A. (CR)	3,178	902	5.31%	---	---	---	---	17,780
FFGRPBOR	FOLLI FOLLIE (CR)	8,500	71,895	5.31%	---	---	---	---	664,553
FOYRKBOR	FOURLIS (CR)	---	5,130	5.31%	---	---	---	---	3,850
FRIGOBOR	FRIGOGLASS SA (CR)	---	5,760	5.31%	---	---	---	---	---
GEKTERNABOR	GEK TERNA (CR)	3,651	42,886	3.86%	---	---	---	---	---
SARBOR	GR. SARANTIS SA (CR)	200	1,772	3.31%	---	---	---	---	---
EUPROBOR	GRIVALIA PROPERTIES (CR)	17,340	67,984	5.31%	---	---	---	---	32,742
XAKOBOR	HALKOR SA (CB)	---	50,550	5.31%	---	---	---	---	---
EXAEBOR	HELLENIC EXCHANGES-A.S.E. (CR)	105,719	337,011	3.55%	---	---	---	---	98,443
ELPEBOR	HELLENIC PETROLEUM (CR)	---	158,150	5.31%	---	---	---	---	44,796
HYGEIABOR	HYGEIA SA (CR)	---	48,700	5.31%	---	---	---	---	---
IASOBOR	IASO SA (CR)	---	---	---	---	---	---	---	---
IKTINBOR	IKTINOS HELLAS SA (CR)	---	---	---	---	---	---	---	---
LYKBOR	INFORM P. LYKOS SA (CR)	---	---	---	---	---	---	---	---

Stock Lending Notes

[1] - Multilateral contracts Lending or Borrowing as per Methods 8-1, 8-2 and 8-3-3 (According to ATHEX BoD Resolution No.17)

[2] - Bilateral Contracts Lending or Borrowing as per Methods 8-3-1 and 8-3-2 (According to ATHEX BoD Resolution No.20)

[3] - The information concerning OTC Stock Borrowing Transactions is based on the statements of the Dematerialised Securities System (DSS) operators involved and refers to volumes that have been registered up until the previous working day.

[4] - Average Price (Volume weighted)

[5] - The Data concerning Open Interest before the start of trading session

Lending Products	Underlying Title	Multilateral Transactions[1]					Bilateral Transactions[2]		Stock Borrowing through OTC (volume)[3]
		Open Interest[5]	Volume(Offered)	Average Weighted	Transactions volume	Average Weighted	Transactions Volume	Average Weighted	Transactions Volume
INTRKBOR	INTRACOM HOLDINGS (CR)	---	168,546	5.31%	---	---	---	---	---
INLOTBOR	INTRALOT (CR)	10,131	59,769	5.31%	---	---	---	---	803
AVAXBOR	J & P - AVAX SA (CR)	---	20,335	5.31%	---	---	---	---	---
BELABOR	JUMBO SA (CR)	64,401	34,024	3.55%	1,200	2.65%	---	---	77,150
KLEMBOR	KLEEMAN HELLAS SA (CR)	---	23,512	5.31%	---	---	---	---	---
KORRESBOR	KORRES (CR)	---	---	---	---	---	---	---	---
KRIBOR	KRI-KRI S.A. (CR)	---	47,768	5.31%	---	---	---	---	---
KYRMBOR	KYRIAKIDIS MARBLES SA (CR)	---	5,737	5.31%	---	---	---	---	---
LAMDABOR	LAMDA DEVELOPMENT SA (CR)	---	111	5.31%	---	---	---	---	21,877
MIGBOR	MARFIN INVESTMENT GROUP (CR)	---	83,219	5.31%	---	---	---	---	744,474
METKKBOR	METKA (CR)	7,700	10,001	3.31%	---	---	---	---	965
MLSBOR	MLS MULTIMEDIA SA (CR)	---	9,118	5.31%	---	---	---	---	---
MOHBOR	MOTOR OIL (CR)	14,198	24,451	5.31%	---	---	---	---	137,254
MYTILBOR	MYTILINEOS HOLDINGS (CR)	11,270	146,179	3.31%	---	---	---	---	16,500
ETEBOR	NATIONAL BANK (CR)	255,860	9,182	5.65%	---	---	---	---	1,220,526
ETFASEBOR	NBGAM ETF	---	---	---	---	---	---	---	---
ETFGT30PBOR	NBGAM ETF GREECE & TURKEY 30	---	---	---	---	---	---	---	---
OPAPBOR	OPAP (CR)	32,729	99,160	5.31%	---	---	---	---	855,040
HTOBOR	OTE (CR)	17,550	8,061	5.31%	---	---	---	---	179,848
PPABOR	P.P.A. S.A. (CR)	97	880	5.31%	---	---	---	---	151
PETROBOR	PETROPOULOS PETROS (CR)	---	---	---	---	---	---	---	---
TPEIRBOR	PIRAEUS BANK (CR)	22,309	12	5.19%	---	---	---	---	3,210,343
PLAISBOR	PLAISIO COMPUTERS SA (CR)	---	---	---	---	---	---	---	---
PPCBOR	PPC (CR)	52,146	29,134	5.31%	---	---	5,000	0.01%	952,524
QUALBOR	QUALITY & RELIABILITY SA (CR)	---	---	---	---	---	---	---	---
QUESTBOR	QUEST HOLDINGS (CR)	---	---	---	---	---	---	---	---
KAMPBOR	REDS S.A. (CR)	---	---	---	---	---	---	---	---
OLYMPBOR	TECHNICAL OLYMPIC SA (CR)	---	9,039	5.31%	---	---	---	---	---
TENERGYBOR	TERNA ENERGY (CR)	1,900	25,691	5.31%	1,900	3.43%	---	---	---
EYAPSBOR	THESSALONIKA WATER & SEWERAGE	---	798	5.31%	---	---	---	---	---
PLATBOR	THRACE PLASTICS SA (CR)	---	42,700	5.31%	---	---	---	---	---

Stock Lending Notes

[1] - Multilateral contracts Lending or Borrowing as per Methods 8-1, 8-2 and 8-3-3 (According to ATHEX BoD Resolution No.17)

[2] - Bilateral Contracts Lending or Borrowing as per Methods 8-3-1 and 8-3-2 (According to ATHEX BoD Resolution No.20)

[3] - The information concerning OTC Stock Borrowing Transactions is based on the statements of the Dematerialised Securities System (DSS) operators involved and refers to volumes that have been registered up until the previous working day.

[4] - Average Price (Volume weighted)

[5] - The Data concerning Open Interest before the start of trading session

Lending Products	Underlying Title	Open Interest[5]	Multilateral Transactions[1]				Bilateral Transactions[2]		Stock Borrowing through OTC (volume)[3]
			Volume(Offered)	Average Weighted	Transactions volume	Average Weighted	Transactions Volume	Average Weighted	Transactions Volume
TITKBOR	TITAN CEMENT (CR)	25,800	232,111	5.31%	---	---	---	---	3,204
OLTHBOR	TPA SA (CR)	---	263	5.31%	---	---	---	---	---
VIOBOR	VIOHALCO SA/NV (CB)	5,035	49,576	5.31%	---	---	---	---	---

Stock Lending Notes

[1] - Multilateral contracts Lending or Borrowing as per Methods 8-1, 8-2 and 8-3-3 (According to ATHEX BoD Resolution No.17)

[2] - Bilateral Contracts Lending or Borrowing as per Methods 8-3-1 and 8-3-2 (According to ATHEX BoD Resolution No.20)

[3] - The information concerning OTC Stock Borrowing Transactions is based on the statements of the Dematerialised Securities System (DSS) operators involved and refers to volumes that have been registered up until the previous working day.

[4] - Average Price (Volume weighted)

[5] - The Data concerning Open Interest before the start of trading session

Sectors codification for listed companies

533	-	Exploration & Production	537	-	Integrated Oil & Gas
1353	-	Commodity Chemicals	1357	-	Specialty Chemicals
1753	-	Aluminum	1755	-	Nonferrous Metals
1757	-	Steel	1775	-	General Mining
2353	-	Building Materials & Fixtures	2357	-	Heavy Construction
2723	-	Containers & Packaging	2727	-	Diversified Industrials
2733	-	Electrical Components & Equipment	2753	-	Commercial Vehicles & Trucks
2757	-	Industrial Machinery	2773	-	Marine Transportation
2777	-	Transportation Services	2791	-	Business Support Services
2797	-	Industrial Suppliers	3535	-	Distillers & Vintners
3537	-	Soft Drinks	3573	-	Farming Fishing & Plantations
3577	-	Food Products	3722	-	Durable Household Products
3726	-	Furnishings	3728	-	Home Construction
3747	-	Toys	3763	-	Clothing & Accessories
3765	-	Footwear	3767	-	Personal Products
3785	-	Tobacco	4533	-	Health Care Providers
4535	-	Medical Equipment	4577	-	Pharmaceuticals
5337	-	Food Retailers & Wholesalers	5371	-	Apparel Retailers
5373	-	Broadline Retailers	5375	-	Home Improvement Retailers
5379	-	Specialty Retailers	5553	-	Broadcasting & Entertainment
5555	-	Media Agencies	5557	-	Publishing
5751	-	Airlines	5752	-	Gambling
5753	-	Hotels	5755	-	Recreational Services
5757	-	Restaurants & Bars	5759	-	Travel & Tourism
6535	-	Fixed Line Telecommunications	6575	-	Mobile Telecommunications
7535	-	Conventional Electricity	7537	-	Alternative Electricity
7577	-	Water	8355	-	Banks
8534	-	Insurance Brokers	8536	-	Property & Casualty Insurance
8633	-	Real Estate Holding & Development	8637	-	Real Estate Services
8671	-	Industrial & Office REITs	8675	-	Specialty REITs
8775	-	Specialty Finance	8777	-	Investment Services
8985	-	Equity Investment Instruments	9533	-	Computer Services
9535	-	Internet	9537	-	Software
9572	-	Computer Hardware	9574	-	Electronic Office Equipment
9578	-	Telecommunications Equipment	12003	-	ETF



ATHEXGROUP
Όμιλος Χρηματιστηρίου Αθηνών

Λεωφ. Αθηνών 110 104 42 Αθήνα
110, Athinon Ave. GR 104 42 Athens
tel. (+30)210-33.66.800, fax (+30)210-33.66.101
www.athexgroup.gr