



ATHEXGROUP
Athens Exchange Group

Hellenic Exchanges – Athens Stock Exchange S.A.



2016

δελτιο ημερησιων συναλλαγων

daily official list

Monday, 29 February, 2016
Year: 137 Trading Day No: 40



Disclaimer:

Hellenic Exchanges-Athens Stock Exchange S.A endeavours to ensure that the data and other material ("Information") presented on the Daily Official List are accurate and complete, but it is not liable for any errors or omissions of data or /and for the accuracy, credibility, updating and completeness of the aforesaid information nor it has any liability arising directly or indirectly from the use of the above Information.

The Company is not liable for the accuracy of the data included in listed companies' announcements. Only the sender of such an announcement is fully and solely liable for any infringement of third party's rights from the content of such announcement. All contents of the Daily Official List are provided only for information purposes and do not constitute investment advice or solicitation to invest in securities or other products listed for trading on the Exchange.

You acknowledge and agree that the Company is the owner of any property rights related to any Information appearing on the Daily Official List including intellectual property rights copyright, trademarks, etc.

The above data are a property of the Hellenic Exchanges-Athens Exchange and are copyright protected. Users are forbidden to reproduce, modify, copy, sale, transmit or redistribute, by all reproduction means and methods, part or the whole of the above data, without reference to their source.

The commercial exploitation of these data is, also, forbidden by third parties. Hellenic Exchanges-Athens Exchange does not carry any responsibility, direct or indirect, derived from usage or accidental alteration of the above data when used by third parties.

Hellenic Exchanges – Athens Stock Exchange S.A.

110 Athinou Ave., 10442 Athens, Tel: (210) 33.66.800, Fax: (210) 32.13.938

www.helex.gr

Thessalonica Stock Exchange Center (T.S.E.C)

16-18 Katouni Str., Thessalonica 546 25 Tel: (2310) 567.667, Fax: (2310) 530.545

Athex Members Guarantee Fund

14-16 Fidiou Str., Athens 106 78, Tel: (210) 33.04.682, Fax: (210) 33.04.155

Hellenic Republic Capital Market Commission

1 Kolokotroni Str. & 1 Stadiou Str., Athens 10562 Tel: (210) 33.77.100 Fax: (210) 33.77.173

Table of Contents

Section 1: Statistical Figures of Securities, Derivatives and Lending

Summary of Markets

Athex Indices

Analytic Figures for Athex Market's Boards and Categories

Trading Details by Athex Sectors and Financial Instruments (ETFs)

Top 10 best & worst performing Shares

Derivatives Summary

Section 2: Analytic Figures of Shares Transactions

Analytic Figures of Shares Transactions

Shares' Notes

Section 3: Figures of Securities Transactions

Securities Blocks Details

Shares Rights Details

Stock Borrowing

Shares Forced Sales

Forced Sales Registered Shares

Exchange Traded Funds (ETFs) Characteristics

Section 5: Bonds traded in Fixed Income Assets Market

Corporate Bonds

Government Bonds

Treasury Bills & Zero Coupon Government Bonds

Government Bonds Traded with the Open Outcry Method

State Banks Bonds

Section 6: Additional Infos

Athex & ATHEXClear Members List

List of Stocks under Market Making operations

Section 7: Derivatives Market Analytic Figures

Index Futures

Stock Futures

Index Options

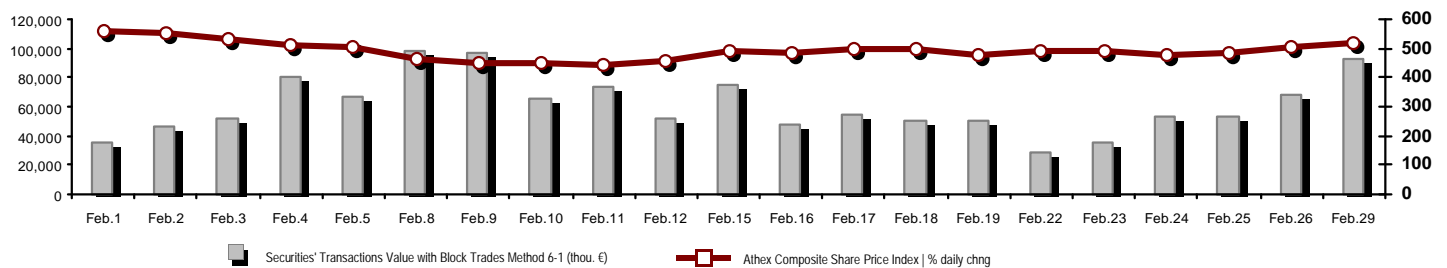
Stock Options

Stock Lending Analytic Figures

Appendix A: Sectors codification for listed companies

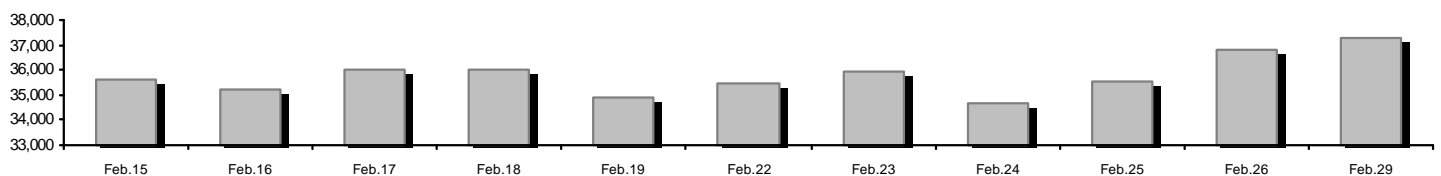
Summary of Markets

Athex Composite Share Price Index vs Shares and Derivatives Transactions Value

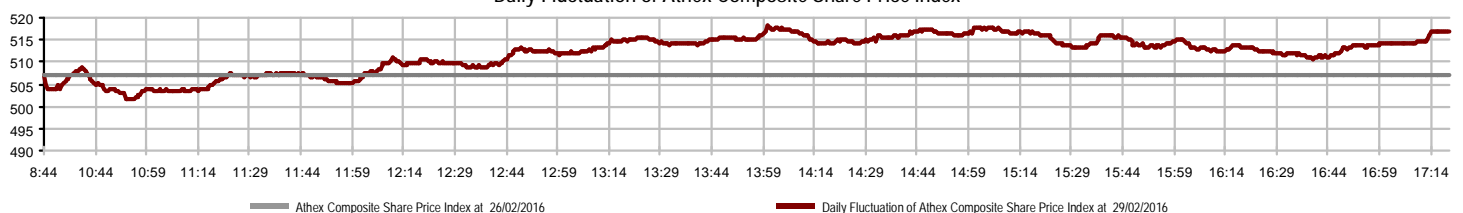


Athex Capitalisation (mill. €) **:	37,310.86	Derivatives Total Open Interest	214,215
Daily change: mill. € %	539.68 1.47%	in Index Futures % daily chng	14,910 2.45%
Yearly Avg Capitalisation: mill. € % chng prev year Avg	38,578.09 -11.57%	in Stock Futures % daily chng	194,822 0.61%
Athex Composite Share Price Index % daily chng	516.71 1.89%	in Index Options % daily chng	3,516 1.82%
Athex Composite Share Price Index Capitalisation (mill. €)	33,043.78	in Stock Options % daily chng	967 0.00%
Daily change (mill. €)	586.69		
Securities' Transactions Value with Block Trades Method 6-1 (93,104.28	Derivatives Contracts Volume:	81,683
Daily change: thou. € %	24,347.44 35.41%	Daily change: pieces %	20,970 34.54%
YtD Avg Trans. Value: thou. € % chng prev year Avg	67,362.06 -21.31%	YtD Avg Derivatives Contracts % chng prev year Avg	59,676 -9.18%
Blocks Transactions Value of Method 6-1 (thou. €)	5,262.75	Derivatives Trades Number:	4,154
Blocks Transactions Value of Method 6-2 & 6-3 (thou. €)	0.00	Daily change: number %	270 6.95%
Bonds Transactions Value (thou. €)	0.00	YtD Avg Derivatives Trades number % chng prev year Avg	2,752 -15.79%
Securities' Transactions Volume with Block Trades Method 6-1 (th	156,077.81	Lending Total Open Interest	1,102,208
Daily change: thou. pieces %	45,104.71 40.64%	Daily change: pieces %	67,061 6.48%
YtD Avg Volume: thou. pieces % chng prev year Avg	124,895.60 -35.30%	Lending Volume (Multilateral/Bilateral)	285,104
Blocks Transactions Volume of Method 6-1 (thou. Pieces)	21,270.73	Daily change: pieces %	104,322 57.71%
Blocks Transactions Volume of Method 6-2 & 6-3 (thou. Pieces)	0.00	Multilateral Lending	75,104
Bonds Transactions Volume (thou. pieces)	0.00	Bilateral Lending	210,000
Securities' Trades Number with Block Trades Method 6-1	28,039	Lending Trades Number:	51
Daily change: number %	1,315 4.92%	Daily change: thou. € %	12 30.77%
YtD Avg Derivatives Trades number % chng prev year Avg	23,240 -13.94%	Multilateral Lending Trades Number	48
Number of Blocks Method 6-1	8	Bilateral Lending Trades Number	3
Number of Blocks Method 6-2 & 6-3	0		
Number of Bonds Transactions	0		

Athex Capitalisation (mill. €) **



Daily Fluctuation of Athex Composite Share Price Index



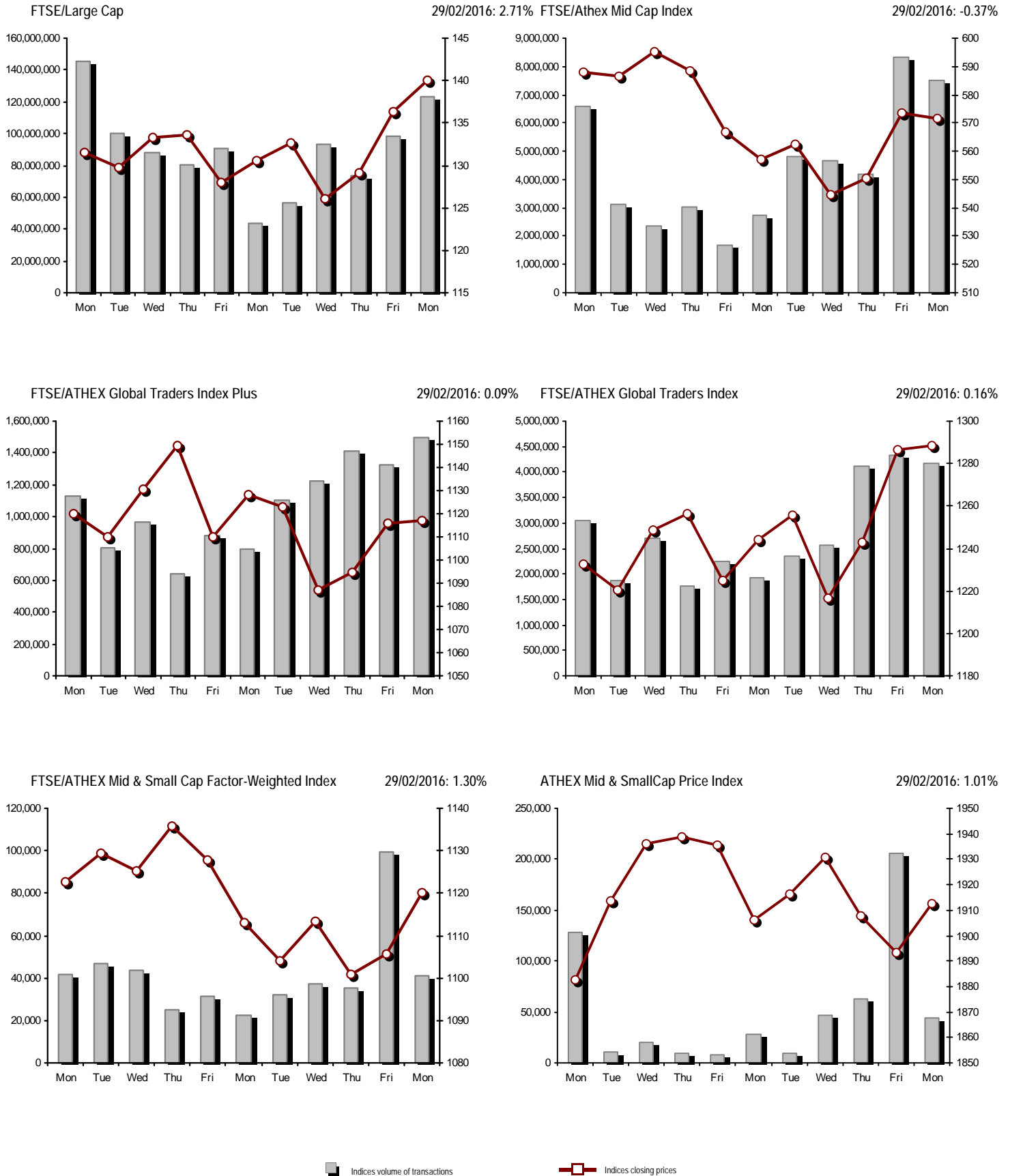
Athex Indices

Index name	29/02/2016	26/02/2016	pts.	%	Min	Max	Year min	Year max	Year change
Athex Composite Share Price Index	516.71 #	507.12	9.59	1.89%	501.47	518.04	420.82	631.35	-18.16% €
FTSE/Athex Large Cap	140.06 #	136.36	3.70	2.71%	133.91	140.68	107.52	183.34	-23.61% €
FTSE/ATHEX Custom Capped	455.73 #	434.59	21.14	4.86%			390.34	576.80	-22.48% €
FTSE/ATHEX Custom Capped - USD	357.01 #	343.77	13.24	3.85%			317.45	446.81	-22.03% €
FTSE/Athex Mid Cap Index	571.57 €	573.68	-2.11	-0.37%	569.23	577.55	515.21	820.16	-29.99% €
FTSE/ATHEX-CSE Banking Index	25.89 #	23.46	2.43	10.36%	22.91	26.04	13.57	44.84	-41.95% €
FTSE/ATHEX Global Traders Index Plus	1,117.19 #	1,116.15	1.04	0.09%	1,113.82	1,123.67	1,031.55	1,278.16	-12.35% €
FTSE/ATHEX Global Traders Index	1,288.57 #	1,286.50	2.07	0.16%	1,278.02	1,301.52	1,129.41	1,426.71	-9.68% €
FTSE/ATHEX Mid & Small Cap Factor-Weighted Ind	1,120.08 #	1,105.71	14.37	1.30%	1,102.38	1,120.08	1,066.64	1,261.08	-10.79% €
Greece & Turkey 30 Price Index	457.18 #	447.00	10.18	2.28%	444.80	457.76	396.10	457.76	-1.52% €
ATHEX Mid & SmallCap Price Index	1,912.47 #	1,893.36	19.11	1.01%	1,893.36	1,918.14	1,848.24	2,183.18	-11.95% €
FTSE/Athex Market Index	342.80 #	334.14	8.66	2.59%	328.29	344.37	265.17	449.96	-23.82% €
FTSE Med Index	4,834.07 #	4,756.79	77.28	1.62%			4,396.47	5,530.53	-12.59% €
Athex Composite Index Total Return Index	768.83 #	754.57	14.26	1.89%	746.16	770.82	626.16	939.41	-18.16% €
FTSE/Athex Large Cap Total Return	193.21 #	188.11	5.10	2.71%			157.44	246.77	-23.60% €
FTSE/ATHEX Large Cap Net Total Return	577.16 #	561.91	15.25	2.71%	551.80	579.72	443.06	755.50	-23.61% €
FTSE/ATHEX Custom Capped Total Return	489.05 #	466.37	22.68	4.86%			418.87	618.97	-22.48% €
FTSE/ATHEX Custom Capped - USD Total Return	383.11 #	368.90	14.21	3.85%			340.66	479.47	-22.03% €
FTSE/Athex Mid Cap Total Return	702.70 €	705.29	-2.59	-0.37%			669.55	1,008.35	-29.99% €
FTSE/ATHEX-CSE Banking Total Return Index	24.14 #	21.87	2.27	10.38%			15.92	42.34	-44.49% €
Greece & Turkey 30 Total Return Index	554.36 #	551.90	2.46	0.45%			502.35	562.63	-3.71% €
Hellenic Mid & Small Cap Index	629.31 #	623.77	5.54	0.89%	620.21	632.42	560.15	722.84	-12.06% €
FTSE/Athex Banks	34.20 #	31.00	3.20	10.32%	30.27	34.41	17.93	59.24	-41.96% €
FTSE/Athex Insurance	1,380.30 #	1,369.77	10.53	0.77%	1,369.77	1,380.30	1,274.94	1,517.28	-6.43% €
FTSE/Athex Financial Services	869.76 €	911.58	-41.82	-4.59%	867.10	931.18	634.69	996.19	-10.69% €
FTSE/Athex Industrial Goods & Services	1,434.72 #	1,426.47	8.25	0.58%	1,400.83	1,435.58	1,369.56	1,844.00	-21.37% €
FTSE/Athex Retail	2,191.01 #	2,176.26	14.75	0.68%	2,153.20	2,205.63	1,826.41	2,526.06	-13.26% €
FTSE/ATHEX Real Estate	2,377.80 #	2,303.44	74.36	3.23%	2,280.32	2,377.80	2,179.99	2,502.99	-1.75% €
FTSE/Athex Personal & Household Goods	5,606.46 #	5,487.10	119.36	2.18%	5,464.54	5,606.46	4,433.32	5,606.46	10.73% #
FTSE/Athex Food & Beverage	6,485.92 €	6,586.56	-100.64	-1.53%	6,277.19	6,586.56	5,952.97	7,376.68	-12.08% €
FTSE/Athex Basic Resources	1,448.16 #	1,379.51	68.65	4.98%	1,354.74	1,448.40	1,200.24	1,648.25	-11.41% €
FTSE/Athex Construction & Materials	1,657.20 #	1,656.73	0.47	0.03%	1,640.63	1,675.98	1,500.04	1,915.96	-11.78% €
FTSE/Athex Oil & Gas	2,218.07 #	2,213.31	4.76	0.22%	2,208.71	2,234.72	1,860.37	2,447.68	-8.04% €
FTSE/Athex Chemicals	6,709.74 ~	6,709.74	0.00	0.00%	6,661.36	6,806.51	6,190.46	6,951.67	-1.51% €
FTSE/Athex Travel & Leisure	1,129.91 €	1,149.51	-19.60	-1.71%	1,129.85	1,180.32	982.74	1,426.44	-20.70% €
FTSE/Athex Technology	527.57 €	528.23	-0.66	-0.12%	522.51	535.89	489.05	598.90	-7.77% €
FTSE/Athex Telecommunications	2,100.21 €	2,149.76	-49.55	-2.30%	2,072.69	2,199.30	1,802.93	2,543.37	-17.42% €
FTSE/Athex Utilities	1,392.58 #	1,312.94	79.64	6.07%	1,303.44	1,392.58	1,136.34	1,734.68	-16.88% €
FTSE/Athex Health Care	89.62 #	86.44	3.18	3.68%	86.44	89.62	61.86	94.38	5.61% #
Athex All Share Index	131.47 #	129.55	1.91	1.48%	131.47	131.47	113.39	162.12	-20.04% €
Hellenic Corporate Bond Index	96.98 €	97.02	-0.03	-0.04%			96.90	100.40	-3.48% €
Hellenic Corporate Bond Price Index	90.54 €	90.58	-0.05	-0.05%			90.54	94.61	-4.45% €

Note 1: Greece & Turkey 30 Pr data is the indicative at 17:20, whereas FTSE/ATHEX Custom Capped, FTSE/ATHEX Custom Capped - USD, FTSE/ATHEX Custom Capped TR, FTSE/ATHEX Custom Capped - USD TR, FTSE/Med 100 & Greece & Turkey 30 Rt., Hellenic Corporate Bond Price Index, Hellenic Corporate Bond Index closing prices refer to the previous trading day of 25/02/2016.

Note 2: The Hellenic Mid & Small Cap Index is a Customized index calculated by the Athens Exchange.

Athex Indices



Analytic Figures for Athex Market's Boards and Categories

	Total Traded Securities	Main Market	Low Dispersion	Other Categories (*)	Exchange Traded Funds (ETFs)	Warrants
Totals	121	97	6	13	2	3
Gain / Lose / Same:	52 / 41 / 28	42 / 35 / 20	4 / 0 / 2	3 / 5 / 5	2 / 0 / 0	1 / 1 / 1
Athex Capitalisation (mill. €) **	37,310.86	34,598.48	2,564.83	147.55		
Daily Average Trans/ons Value(thou.€)	67,362.06	67,351.90	55.41	6.32	18.41	4.07
Transactions Value	93,104.28	93,060.80	35.48	2.35	2.11	3.54
Main Board:	87,841.53	87,798.05	35.48	2.35	2.11	3.54
Blocks Board 6_2_3:	5,262.75	5,262.75	0.00	0.00	0.00	0.00
Forced Sales Board:	0.00	0.00	0.00	0.00	0.00	0.00
Special Terms Board:	0.00	0.00	0.00	0.00	0.00	0.00
Daily Average Transactions Volume	124,895,597	122,442,339	20,863	103,510	12,910	2,421,242
Transactions Volume	156,077,810	154,588,560	27,933	26,675	1,340	1,433,302
Main Board:	134,807,080	133,317,830	27,933	26,675	1,340	1,433,302
Blocks Board 6_2_3:	21,270,730	21,270,730	0	0	0	0
Forced Sales Board:	0	0	0	0	0	0
Special Terms Board:	0	0	0	0	0	0
Daily Average Number of Trades	23,240	23,096	42	56	5	42
Number of Trades	28,039	27,861	85	49	6	38
Main Board:	28,031	27,853	85	49	6	38
Blocks Board 6_2_3:	8	8	0	0	0	0
Forced Sales Board:	0	0	0	0	0	0
Special Terms Board:	0	0	0	0	0	0

(*) Summarised Transactions figures for Under Deletion and Under Supervision Categories. (**) The Market Capitalization of the Companies that belong in the Under Supervision Status is not included.

Trading Details by Athex Sectors and Financial Instruments (ETFs)

Code	Sectors	Gain / Lose / Same	Number of Trades	Transactions Volume	Transactions Value	% of Total Trans. Value
8300	- Banks	7 / 2 / 1	12,903	144,100,705	51,487,643.88	55.30%
1700	- Basic Resources	3 / 1 / 3	805	287,941	881,370.68	0.95%
1300	- Chemicals	2 / 1 / 2	43	33,299	47,838.33	0.05%
2300	- Construction & Materials	3 / 6 / 7	1,265	920,220	3,183,829.27	3.42%
12000	- Financial Instruments	2 / 0 / 0	6	1,340	2,110.11	0.00%
8700	- Financial Services	2 / 1 / 1	1,180	4,970,787	1,219,437.59	1.31%
3500	- Food & Beverage	1 / 6 / 1	299	87,977	914,855.81	0.98%
4500	- Health Care	3 / 0 / 1	21	26,654	15,587.79	0.02%
2700	- Industrial Goods & Services	5 / 6 / 3	1,006	300,409	547,408.54	0.59%
8500	- Insurance	1 / 0 / 0	1	100	131.00	0.00%
5500	- Media	1 / 0 / 2	15	5,969	333.21	0.00%
500	- Oil & Gas	1 / 0 / 1	1,325	438,698	2,900,839.23	3.12%
3700	- Personal & Household Goods	3 / 6 / 4	1,226	558,940	4,871,698.77	5.23%
8600	- Real Estate	4 / 0 / 0	349	91,567	582,266.30	0.63%
5300	- Retail	3 / 0 / 1	669	191,044	2,753,369.31	2.96%
9500	- Technology	2 / 6 / 1	173	62,978	62,451.41	0.07%
6500	- Telecommunications	0 / 1 / 0	2,225	1,372,205	10,673,812.28	11.46%
5700	- Travel & Leisure	5 / 4 / 0	2,650	1,729,528	10,342,202.15	11.11%
7500	- Utilities	4 / 1 / 0	1,878	897,449	2,617,097.18	2.81%

Top 10 best & worst performing Shares

Main Market

With positive Price change	Closing price	change	With negative Price change	Closing price	change
EUROBANK ERGASIAS (CR)	0.566	22.51% #	FRIGOGLASS SA (CR)	0.690	-5.61% €
PIRAEUS BANK (CR)	0.156	13.87% #	HELLENIC EXCHANGES-A.S.E. (CR)	4.52	-5.44% €
PPC (CR)	3.13	9.44% #	FOURLIS (CR)	2.32	-2.93% €
NATIONAL BANK (CR)	0.200	9.29% #	AEGEAN AIRLINES (CR)	6.70	-2.62% €
MYTILINEOS HOLDINGS (CR)	3.30	5.43% #	OTE (CR)	7.63	-2.31% €
ATTICA BANK S.A. (CR)	0.083	5.06% #	BANK OF CYPRUS (CR)	0.141	-2.08% €
GRIVALIA PROPERTIES (CR)	7.59	4.69% #	CORINTH PIPEWORKS SA (CR)	0.732	-1.74% €
ALPHA BANK (CR)	1.57	4.67% #	INTRALOT (CR)	1.13	-1.74% €
P.P.A. S.A. (CR)	11.49	4.46% #	OPAP (CR)	6.10	-1.61% €
EYDAP S.A. (CR)	4.23	4.44% #	CC HBC AG (CR)	17.40	-1.53% €
With the highest Transactions Value	Value (thou. €)	change	With the highest Transactions Volume	Volume	change
ALPHA BANK (CR)	25,825.57	4.67% #	NATIONAL BANK (CR)	49,717,995	9.29% #
OTE (CR)	10,673.81	-2.31% €	PIRAEUS BANK (CR)	38,058,938	13.87% #
NATIONAL BANK (CR)	9,685.97	9.29% #	BANK OF CYPRUS (CR)	23,244,184	-2.08% €
OPAP (CR)	9,521.88	-1.61% €	ALPHA BANK (CR)	16,238,815	4.67% #
EUROBANK ERGASIAS (CR)	6,805.58	22.51% #	EUROBANK ERGASIAS (CR)	13,109,097	22.51% #
PIRAEUS BANK (CR)	5,660.53	13.87% #	MARFIN INVESTMENT GROUP (CR)	4,803,639	1.12% #
JUMBO SA (CR)	4,520.29	2.75% #	ATTICA BANK S.A. (CR)	2,292,767	5.06% #
BANK OF CYPRUS (CR)	3,267.38	-2.08% €	OPAP (CR)	1,535,985	-1.61% €
FOLLI FOLLIE (CR)	2,750.78	0.67% #	OTE (CR)	1,372,205	-2.31% €
TITAN CEMENT (CR)	2,337.00	-0.81% €	PPC (CR)	760,653	9.44% #

Note: Stocks that are not included in the "Low Dispersion" and "Under Supervision" categories, and the transactions value is more than 10,000 €.

Derivatives Summary

	Number of Trades	Volume	Open Interest
Index Futures	577	4,427	14,910
FTSE/Athex Large Cap	577	4,427	14,910
Stock Futures	3,537	76,885	194,822
ALPHA BANK (CR)	496	13,442	12,992
CC HBC AG (CR)	3	3	130
CORINTH PIPEWORKS SA (CR)	1	1	629
ELLAKTOR (CR)	22	129	1,517
EUROBANK ERGASIAS (CR)	759	16,224	22,548
EYDAP S.A. (CR)	11	30	327
FOLLI FOLLIE (CR)	5	16	287
FRIGOGLASS SA (CR)	30	74	1,292
GEK TERNA (CR)	23	228	7,518
GRIVALIA PROPERTIES (CR)	4	14	63
HELLENIC EXCHANGES-A.S.E. (CR)	40	147	584
HELLENIC PETROLEUM (CR)	48	176	4,956
INTRALOT (CR)	3	3	261
JUMBO SA (CR)	23	46	830
MARFIN INVESTMENT GROUP (CR)	130	3,551	33,615
METKA (CR)	11	30	386
MOTOR OIL (CR)	10	71	377
MYTILINEOS HOLDINGS (CR)	118	336	5,409
NATIONAL BANK (CR)	464	15,972	56,744
OPAP (CR)	254	1,242	2,322
OTE (CR)	287	1,646	4,446
P.P.A. S.A. (CR)	11	20	392
PIRAEUS BANK (CR)	420	21,635	29,182
PPC (CR)	343	1,813	5,331
TERNA ENERGY (CR)	1	1	1,162
TITAN CEMENT (CR)	5	6	486
VIOHALCO SA/NV (CB)	15	29	1,036
Index Options	40	371	3,516
FTSE/Athex Large Cap	40	371	3,516
Stock Options	0	0	967
ALPHA BANK (CR)	0	0	82
NATIONAL BANK (CR)	0	0	0
OPAP (CR)	0	0	320
OTE (CR)	0	0	445
PIRAEUS BANK (CR)	0	0	0
PPC (CR)	0	0	120
Total Derivatives Traded	4,154	81,683	214,215

Number of Outstanding Securities	Nominal Value	Dividends [1]			Date of Last Coupon		Note	Shares	Closing price	% change	Previous closing price/date	Open price	Price min	Price max	Last price	Avg price	Last Bid [7]	Last Ask [7]	P/E after	Year	Volume	Trades	Transactions Value[8]	Company Mkt Value (thou. €)	Year low	Year high	Sector[4]
		2013	2014	2015	Dividend [2]	Right																					
255,459,600	0.300	---	---	---	26/06/2000	03/12/2010	5101	NEL SA (CR)	0.070	---	0.070	31/08/2015	---	---	---	---	---	---	---	---	---	---	---	17,882.17	0.070	0.070	5759
23,463,874	0.800	---	---	---	23/05/2003	21/12/1999	4918	NEORION SA (CR)	0.125	---	0.125	30/08/2012	---	---	---	---	---	---	---	---	---	---	---	2,932.98	0.125	0.125	2753
20,210,127	1.53	---	---	---	27/06/1997	20/03/2000	5061	PARNASSOS ENTERP. (CR)	0.070	---	0.070	30/05/2014	---	---	---	---	---	---	---	---	---	---	---	1,414.71	0.070	0.070	8775
25,583,146	0.300	---	---	---	25/06/2001	03/12/2008	4723	PETZETAKIS SA (CR)	0.260	---	0.260	28/01/2011	---	---	---	---	---	---	---	---	---	---	---	6,651.62	0.260	0.260	1357
9,550,386	0.500	---	---	---	01/07/1997	12/06/2008	4626	PRAXITELIO SA (CR)	0.390	---	0.390	31/03/2010	---	---	---	---	---	---	---	---	---	---	---	4,430.09	0.390	0.390	4533
1,306,368	0.500	---	---	---	01/07/1997	12/06/2008	4627	PRAXITELIO SA (PR)	0.540	---	0.540	31/03/2010	---	---	---	---	---	---	---	---	---	---	---	4,430.09	0.540	0.540	4533
25,667,143	0.320	---	---	---	03/07/2000	18/12/2007	4548	SAOS (CR)	1.56	---	0.780	# 31/03/2009	---	---	---	---	---	---	---	---	---	---	---	40,040.74	1.56	1.56	2773
26,408,040	0.300	---	---	---	01/07/1997	26/05/1999	4464	SHEET STEEL SA (CR)	0.120	---	0.120	28/11/2008	---	---	---	---	---	---	---	---	---	---	---	3,168.96	0.120	0.120	1757
60,221,300	0.400	---	---	---	01/07/2002	01/11/2010	5022	SHELMAN SA (CR)	0.080	---	0.080	29/11/2013	---	---	---	---	---	---	---	---	---	---	---	4,817.70	0.080	0.080	2353
29,060,950	0.340	---	---	---	20/08/2007	24/10/2001	5088	SPIDER METAL INDUSTRY SA (CR)	0.008	---	0.008	31/03/2015	---	---	---	---	---	---	---	---	---	---	---	232.49	0.008	0.008	2757
144,688,060	0.600	---	---	---	21/04/2008	10/03/2010	4982	T BANK (CR)	0.048	---	0.052	# 29/11/2011	---	---	---	---	---	---	---	---	---	---	---	6,945.03	0.048	0.048	8355
6,523,780	0.530	---	---	---	01/07/2002	06/03/2001	4971	TECHNICAL PUBLICATIONS SA (CR)	0.006	---	0.006	31/05/2013	---	---	---	---	---	---	---	---	---	---	---	39.14	0.006	0.006	5557
13,920,000	0.320	---	---	---	19/11/2001	01/08/2000	4726	TEXAPRET SA (CR)	0.080	---	0.080	28/02/2011	---	---	---	---	---	---	---	---	---	---	---	1,113.60	0.080	0.080	3763
510,840	1.00	---	---	---	15/07/2008	21/11/2013	5036	TROPEA HOLDING (CR)	2.00	---	0.020	# 30/03/2012	---	---	---	---	---	---	---	---	---	---	---	1,021.68	2.00	2.00	3722
284,465,964	3.70	---	---	---	20/06/2008	15/06/2009	4913	TT HELLENIC POSTBANK (CR)	0.168	---	0.239	# 29/08/2012	---	---	---	---	---	---	---	---	---	---	---	47,790.28	0.168	0.168	8355
89,616,200	0.300	---	---	---	21/08/2000	28/06/2007	4616	UNITED TEXTILES (CR)	0.050	---	0.050	24/02/2010	---	---	---	---	---	---	---	---	---	---	---	4,480.81	0.050	0.050	3763
71,683,906	0.400	---	---	---	15/06/2005	05/02/2008	4953	XATZIOANNOU (CR)	0.026	---	0.026	28/03/2013	---	---	---	---	---	---	---	---	---	---	---	1,863.78	0.026	0.026	3763

Shares' Notes

Code	Note text
()	- Adjusted dividends.
*	- Last adjusted closing price.
[1]	- Net dividends.
[2]	- The "Date of Last Coupon" for New listings refers to the date company's stocks started to trade in Athex
[3]	- The Company Market Value is referred to the number of outstanding shares
[4]	- Sectors codification can be found in Appendix A
[5]	- The Market Value refers to the total number of shares listed (including their several classes) in the exchange by the company.
[6]	- P/E greater than 100
[7]	- Last view of the Order Book before the end of the trading session
[8]	- All Blocks Methods' Transactions Value are included.
4446	- Transfer to the "Under Supervision" Category as of 20/10/2008.
4464	- Suspension of trading as of 1/12/2008.
4548	- Suspension of trading as of 1/4/2009.
4576	- Suspension of trading as of 14/7/2009.
4616	- Suspension of trading as of 25/2/2010.
4626	- Suspension of trading as of 1/4/2010.
4627	- Suspension of trading as of 1/4/2010.
4628	- Suspension of trading as of 1/4/2010.
4651	- Suspension of trading as of 1/6/2010.
4652	- Suspension of trading as of 1/6/2010.
4690	- Transfer to Surveillance category as of 4/4/2006.
4702	- Suspension of trading as of 1/12/2010.
4723	- Suspension of trading as of 31/1/2011.
4726	- Suspension of trading as of 1/3/2011.
4750	- Transfer to the "Under Surveillance Category" from 8/4/2011.
4795	- The final gross (pre-tax) dividend is € 0.30 per share and subject to withholding tax on the full dividend amount, i.e. 0.45 per share, for those shareholders liable to withholding tax, in accordance with the applicable tax law provisions.
4814	- Transfer to the Low Dispersion Category as of 30/5/2011.
4815	- Transfer to the Low Dispersion Category as of 30/5/2011.
4816	- Transfer to the Low Dispersion Category as of 30/5/2011.
4817	- Transfer to the Low Dispersion Category as of 30/5/2011.
4820	- Transfer to the Low Dispersion category as of 18/4/2008.
4822	- Transfer to the Low Dispersion category as of 30/5/2011.
4823	- Transfer to the Low Dispersion category as of 4/4/2006.
4827	- Transfer to the Low Dispersion category as of 5/5/2010.
4844	- Transfer to the Surveillance category from 8/4/2011.
4857	- The 793,906,274 new (CR) shares, resulting from the recent share capital increase through a rights issue, are not yet admitted to trading on the ATHEX.
4865	- Suspension of trading as of 2/4/2012.
4868	- Suspension of trading as of 2/4/2012.
4879	- Transfer to the Surveillance Category as of 10/4/2012.
4881	- Transfer to the Surveillance Category as of 10/4/2012.
4882	- Transfer to the Surveillance Category as of 10/4/2012.
4886	- Transfer to the Surveillance Category as of 10/4/2012.
4887	- Transfer to the Surveillance Category as of 10/4/2012.
4888	- Transfer to the Surveillance Category as of 10/4/2012.
4912	- Transfer to the Surveillance Category as of 31/7/2012.
4913	- Suspension of trading as of 30/8/2012.
4914	- Suspension of trading as of 31/8/2012.
4918	- Suspension of trading as of 31/8/2012.
4929	- Suspension of trading as of 1/10/2012.
4937	- Transfer to the UNDER DELETION category as of 30/11/2012.
4938	- Transfer to the UNDER DELETION category as of 30/11/2012.

Shares' Notes

Code	Note text
4939	- Suspension of trading as of 30/11/2012.
4953	- Suspension of trading as of 2/4/2013.
4955	- Transfer to the Surveillance Category as from 5/4/2013.
4956	- Transfer to the Surveillance Category as from 5/4/2013.
4957	- Transfer to the Surveillance Category as from 5/4/2013.
4958	- Transfer to the Surveillance Category as from 5/4/2013.
4959	- Transfer to the Surveillance Category as from 5/4/2013.
4971	- Suspension of trading as of 3/6/2013.
4977	- Transfer to the "Under Surveillance Category" from 11/6/2013.
4978	- Transfer to the Under Supervision Category as of 11/6/2013.
4982	- Suspension of trading as of 1/12/2011.
4983	- Transfer to the Surveillance Category as of 5/4/2013.
4985	- Transfer to the "Under Surveillance Category" from 8/4/2011.
4997	- Transfer to the Under Supervision Category as of 21/12/2009. - The 6,870,053 new (CB) shares, resulting from the recent share capital increase through a rights issue, are not yet admitted to trading on the ATHEX.
5002	- Suspension of trading as of 30/08/2013.
5003	- Suspension of trading as of 30/08/2013.
5004	- Suspension of trading as of 30/08/2013.
5007	- Transfer to the Surveillance category, as of 11/10/2013.
5022	- Suspension of trading as of 2/12/2013.
5023	- Suspension of trading as of 2/12/2013.
5031	- The 612,300 new (CR) shares, resulting from the recent share capital increase through a rights issue, are not yet admitted to trading on the ATHEX.
5033	- Transfer to the Surveillance Category as of 25/11/2011. The 97,144,575new (CR) shares, resulting from the recent share capital increase through a rights issue, are not yet admitted to trading on the ATHEX.
5036	- The company's share is under suspension of trading as of 2/4/2012. During suspension, the company proceeded and concluded a share reverse split, according to which - after the conclusion of the corporate action - the total number of the company's shares, as well as, the last closing price of 30/03/2012 were adjusted.
5046	- Transfer to the Low Dispersion category as of 8/4/2011.
5047	- Suspension of trading as of 27/3/2014.
5049	- Under suspension of trading as of 1/4/2014.
5054	- Transfer to the Surveillance Category as of 10/4/2014.
5055	- Transfer to the Surveillance Category as of 10/4/2014.
5057	- Transfer to the Surveillance Category as of 29/12/2011.
5058	- Transfer to the Surveillance Category as of 29/12/2011.
5061	- Suspension of trading as of 2/6/2014.
5062	- Transfer to the UNDER DELETION category as of 4/6/2014.
5080	- Suspension of trading as of 6/9/2011.
5083	- Transfer to the Surveillance Category as of 06/03/2015.
5087	- Suspension of trading as of 1/4/2015.
5088	- Suspension of trading as of 1/4/2015.
5089	- Transfer to the Surveillance Category as of 8/4/2015.
5091	- Transfer to the UNDER DELETION category as of 8/4/2015.
5092	- Transfer to the UNDER DELETION category as of 8/4/2015.
5093	- Transfer to the Surveillance Category as of 8/4/2015.
5094	- Transfer to the Surveillance Category as of 8/4/2015.
5095	- Transfer to the Surveillance Category as from 9/4/2015.
5097	- Transfer to the Surveillance Category as of 10/4/2012.
5098	- Suspension of trading as of 2/6/2015.
5099	- Suspension of trading as of 3/6/2015.
5100	- Transfer to the Low Dispersion Category as of 24/6/2015.
5101	- Suspension of trading as of 1/9/2015.
5103	- The 2,495,784,996 new (CR) shares, resulting from the recent share capital increase through a rights issue, are not yet admitted to trading on the ATHEX.
5104	- Transfer to the "Low Dispersion" Category as of 31/10/2014. Change of the company name from "MIG REAL ESTATE R.E.I.C." to "NBG PANGAEA R.E.I.C." as of 30/12/2015.
5108	- Share capital increase in progress through a rights issue. Rights' trading period on ATHEX: 16/02/2016 - 25/02/2016, pre-emption rights' subscription period: 16/02/2016 -

Shares' Notes

Code	Note text
------	-----------

	01/03/2016. Transfer to the Surveillance Category from 8/4/2011.
--	--

Securities Blocks Details

Securities	Block Volume	Price	Block Trade Value	Time of approval	Note
JUMBO SA (CR)	39,379	10.93	430,215.58	11:42:33	20
BANK OF CYPRUS (CR)	4,242,331	0.140	593,926.34	14:48:42	20
BANK OF CYPRUS (CR)	5,000,000	0.140	700,000.00	15:22:44	20
OPAP (CR)	55,000	6.13	337,150.00	16:10:39	20
BANK OF CYPRUS (CR)	10,000,000	0.141	1,410,000.00	16:40:24	20
BANK OF CYPRUS (CR)	1,830,929	0.141	258,160.99	17:08:37	20
TITAN CEMENT (CR)	77,900	16.06	1,251,159.69	17:13:03	20
JUMBO SA (CR)	25,191	11.20	282,139.20	17:16:06	20

Blocks Notes

- 9 - Method 6-1 / Special Fees
- 10 - Method 6-1 / Special Fees, SDS
- 14 - Method 6-3 / Settlement, Incomplete Buy and Sell
- 18 - Method 6-2 / SPOT 1
- 19 - Method 6-2 / SPOT 2
- 20 - Method 6-1 and Method 6-1 Same Day Settlement
- 21 - Other Pre-agreed

Shares Rights Details

Occured date	Exercise from	Exercise until	Trading until	Rights	Price min	Price max	Closing price	Last Bid	Last Ask	Volume	Trades	Transactions Value
11/02/2016	16/02/2016	01/03/2016	25/02/2016	TELETIPOS S.A. (CR)	---	---	---	---	---	---	---	---

Shares Forced Sales

Securities	Transaction s Volume	Number of Trades	Transactions Value	Note
------------	-------------------------	---------------------	-----------------------	------

No Forced Transactions.

Forced Sales Notes

- 1 - Normal Forced Sale.
- 2 - Forced Sales of Fixed Registered Shares.
- 3 - Forced Sales of Remaining Stock Fractions.

Forced Sales Registered Shares

Securities	Start Date	End Date	Initial Volume	Remaining Volume	Date	Avg price (day)	Avg price (period)	Number of Trades	Transactions Volume	Transactions Value
------------	------------	----------	----------------	------------------	------	-----------------	--------------------	------------------	---------------------	--------------------

No Fixed Registered Shares Forced Sales.

Forced Sales Notes

According to Decision 1/380/04.05.2008 of the Hellenic Republic Capital Market Commission, the certificated registered shares that have not been deposited to the issuer for dematerialisation, will be auctioned in the Athens Exchange by the supervising issuer. Forced sales procedure is held according to Article 99A of the Athens Exchange Rulebook. The average price of the period is calculated by dividing the Total transactions value by the Total volume and includes all the transactions made until the current date.

Exchange Traded Funds (ETFs) Characteristics

	Transactions Date (T)	Creation / Redemption	Units (T-1)	New Units (T-1)	Redemption Units (T-1)	Units (T) [1]	Fund Assets [2]	Net Unit Price	Dividend per	Dividend Date
NBGAM ETF ΓΔ Χ.Α.	29/02/2016	25,000	294,878	---	---	294,878	1,750,493.00	5.9363	---	27/10/2011
ALPHA ETF FTSE Athex Large Cap	29/02/2016	50,000	6,030,903	---	---	6,030,903	8,282,705.00	1.3734	0.06	03/08/2015
NBGAM ETF GREECE & TURKEY 30	29/02/2016	25,000	388,550	---	---	388,550	2,065,835.00	5.3168	---	27/10/2011

ETFs Notes

[1] - Units (T) = Units (T-1) + New Units (T-1) - Redemption Units (T-1)

[2] - The Creation / Redemption Units of T-1 are included.

Corporate Bonds

Num Listed Bonds	Nominal price	Issue price	Today's Rate	Exp. Date	Duration (years)	Note	Coupon attached		Trading	Corporate Bonds	Price min	Price max	Closing price	Previous closing		Volume	Transactions Value	Last order			ear min	Year max
							Common	Preferred						price	price/date			Price	Buy / Sell	Date		
1,794,284	13.76	9.77	0.00	21/10/2025	18	---	---	---	1	NIREUS S.A. (Convertible to CR shares)	---	---	---	12.0000	29/01/2014	---	---	11.0000	B	17/11/2014	12.0000	12.0000
212,237,880	1.00	1.00	6.30	29/07/2020	7	---	11	---	1	MARFIN INVESTMENT GROUP S.A. SERIES B (BOND)	---	---	---	0.8500	23/08/2013	---	---	1.0000	B	28/11/2014	0.8500	0.8500
163,076,727	1.00	1.00	7.00	29/07/2019	6	---	11	---	1	MARFIN INVESTMENT GROUP S.A. SERIES A (BOND)	---	---	---	1.0000	23/08/2013	---	---	1.0000	B	28/11/2014	1.0000	1.0000

Corporate Bonds Notes

Transactions Volume = (Pieces) * (Nominal Price). Transactions Value = (Pieces) * (Nominal Price) * (price %) + (Accrued interest).

The price of a Bond is stated as a percentage (%) of Bond's Nominal Price.

Nominal Price in Euros (€), except if it is noted differently.

Government Bonds

Number Listed Bonds	Nominal price	Today's Rate	Accrued Interest Calc	Exp. Date [1]	Duration (years)	Note	Coupons Date	Curr. coupon value	Trading Unit	Government Bonds	Price min	Price max	Closing price	Previous closing price/date	Volume	Transactions Value	Price	Last order Buy / Sell	Date
1,792,455,803	1.00	4.30	Actual/Actual	24/02/2023	11	---	24/02	4.30	1	GGB-FXD-240223-11Y-2.000-1.00	---	---	---	10.0000 22/06/2015	---	---	---	---	---
1,771,485,249	1.00	4.30	Actual/Actual	24/02/2024	12	---	24/02	4.30	1	GGB-FXD-240224-12Y-2.000-1.00	---	---	---	10.0000 22/06/2015	---	---	---	---	---
1,744,316,583	1.00	4.30	Actual/Actual	24/02/2025	13	---	24/02	4.30	1	GGB-FXD-240225-13Y-2.000-1.00	---	---	---	10.0000 22/06/2015	---	---	---	---	---
1,498,761,836	1.00	4.30	Actual/Actual	24/02/2026	14	---	24/02	4.30	1	GGB-FXD-240226-14Y-2.000-1.00	---	---	---	10.0000 22/06/2015	---	---	---	---	---
1,469,952,920	1.00	4.30	Actual/Actual	24/02/2027	15	---	24/02	4.30	1	GGB-FXD-240227-15Y-2.000-1.00	---	---	---	10.0000 22/06/2015	---	---	---	---	---
1,525,434,082	1.00	4.30	Actual/Actual	24/02/2028	16	---	24/02	4.30	1	GGB-FXD-240228-16Y-2.000-1.00	---	---	---	10.0000 22/06/2015	---	---	---	---	---
1,503,860,546	1.00	4.30	Actual/Actual	24/02/2029	17	---	24/02	4.30	1	GGB-FXD-240229-17Y-2.000-1.00	---	---	---	10.0000 22/06/2015	---	---	---	---	---
1,435,418,132	1.00	4.30	Actual/Actual	24/02/2030	18	---	24/02	4.30	1	GGB-FXD-240230-18Y-2.000-1.00	---	---	---	10.0000 22/06/2015	---	---	---	---	---
1,368,045,727	1.00	4.30	Actual/Actual	24/02/2031	19	---	24/02	4.30	1	GGB-FXD-240231-19Y-2.000-1.00	---	---	---	10.0000 22/06/2015	---	---	---	---	---
1,373,758,194	1.00	4.30	Actual/Actual	24/02/2032	20	---	24/02	4.30	1	GGB-FXD-240232-20Y-2.000-1.00	---	---	---	10.0000 22/06/2015	---	---	---	---	---
1,452,639,893	1.00	4.30	Actual/Actual	24/02/2033	21	---	24/02	4.30	1	GGB-FXD-240233-21Y-2.000-1.00	---	---	---	10.0000 22/06/2015	---	---	---	---	---
1,410,344,954	1.00	4.30	Actual/Actual	24/02/2034	22	---	24/02	4.30	1	GGB-FXD-240234-22Y-2.000-1.00	---	---	---	10.0000 22/06/2015	---	---	---	---	---
1,444,202,190	1.00	4.30	Actual/Actual	24/02/2035	23	---	24/02	4.30	1	GGB-FXD-240235-23Y-2.000-1.00	---	---	---	10.0000 22/06/2015	---	---	---	---	---
1,505,138,031	1.00	4.30	Actual/Actual	24/02/2036	24	---	24/02	4.30	1	GGB-FXD-240236-24Y-2.000-1.00	---	---	---	10.0000 22/06/2015	---	---	---	---	---
1,396,254,095	1.00	4.30	Actual/Actual	24/02/2037	25	---	24/02	4.30	1	GGB-FXD-240237-25Y-2.000-1.00	---	---	---	10.0000 22/06/2015	---	---	---	---	---
1,382,167,704	1.00	4.30	Actual/Actual	24/02/2038	26	---	24/02	4.30	1	GGB-FXD-240238-26Y-2.000-1.00	---	---	---	10.0000 22/06/2015	---	---	---	---	---
1,337,331,257	1.00	4.30	Actual/Actual	24/02/2039	27	---	24/02	4.30	1	GGB-FXD-240239-27Y-2.000-1.00	---	---	---	10.0000 22/06/2015	---	---	---	---	---
1,371,908,706	1.00	4.30	Actual/Actual	24/02/2040	28	---	24/02	4.30	1	GGB-FXD-240240-28Y-2.000-1.00	---	---	---	10.0000 22/06/2015	---	---	---	---	---
1,360,659,778	1.00	4.30	Actual/Actual	24/02/2041	29	---	24/02	4.30	1	GGB-FXD-240241-29Y-2.000-1.00	---	---	---	10.0000 22/06/2015	---	---	---	---	---
1,432,747,403	1.00	4.30	Actual/Actual	24/02/2042	30	---	24/02	4.30	1	GGB-FXD-240242-30Y-2.000-1.00	---	---	---	10.0000 22/06/2015	---	---	---	---	---
742,153	1,000.00	0.93	FLR Actual/360	10/08/2019	5	---	10/02 - 10/08	---	1	GGB-FLT-100819-05Y-0.934-1.000	---	---	---	---	---	---	---	---	---
4,030,827	1,000.00	4.75	Actual/Actual	17/04/2019	5	---	17/04	4.75	1	GGB-FXD-170419-05Y-4.750-1.000	---	---	---	---	---	---	---	---	---
2,089,066	1,000.00	3.38	Actual/Actual	17/07/2017	3	---	17/07	3.38	1	GGB-FXD-170717-03Y-3.375-1.000	---	---	---	---	---	---	---	---	---

Government Bonds Notes

Transactions Volume = (Pieces) * (Nominal Price). Transactions Value = (Pieces) * (Nominal Price) * (price %) + (Accrued interest).

The Value of current coupon for the issues with NV 0.01 euro refers to NV 100 euros

FLR: Floating Interest Rate.

[1] - The Expiration Date of the interest bearing period and the Date for coupon payment.

Bonds in Circulation	Currency / Min nominal traded Value	Coupons Payment Date	Current Coupon Value	Note	Coupon Attached	Trading Unit	Issue Date	Duration (years)	Today's Interest	A.I.C in days	Bonds	Last price of previous days	Last Outcry in Cash (euro) Price	Buy / Sell	Date	Trades in Pieces	Life min	Life Max	
Bonds of International Organizations																			
1,000,000	EUR / 1000	21/07	---	---	10	1	21/07/2006	10	5.0 FLR	360	EUROPEAN INVESTMENT BANK BOND	97.50	16/04/2007	---	---	---	---	---	
Corporate Bonds in Foreign Currency and Euro																			
103,746	GBP / 10	01/12	0.25	---	57	1	01/12/1930	98	2.5	360	National Mortgage Bank	2.27	05/02/1996	2.27	S	05/02/1996	---	2.27	2.27
0	GBP / 10	01/12	0.25	---	59	1	01/12/1928	100	2.5	360	National Mortgage Bank	---	---	---	---	---	---	---	---

Government Bonds Notes

A.I.C: Accrued Interest Calculation base.

FLR: Floating Interest Rate.

The minimum tradeable Nominal Value for all Demeterialised Government Titles is 100 Euros.

Athex & ATHEXClear Members List

Member Name	Stock Market			Derivatives Market		ATHEXClear Member				
	Address	Phone	Fax	Market Member	Remote Member	Market Maker	Proprietary	Market Maker	General Clearing	Direct Clearing
A. SARRIS SECURITIES S.A.				a						
6, DRAGATSANIOU ATHINA	+30 2103367700	210-3312324								
ALPHA FINANCE INVESTMENT SERVICES S.A.				a		a	a	a		a
5, MERLIN STR. ATHINA	(210)-3677400	(210)-3311193								
ALPHA BANK A.E.									a	
40, STADIOU STR ATHINA	(210)-3265546 (210)-3260000	(210)-3265811 (210)-3264116								
ARGUS STOCKBROKERS LTD				a	a		a			
25 , AVENUE DEMOSTHENI SEVERI NICOSIA	+357 22717000	0035722717070								
ATLANTIC SECURITIES LIMITED				a	a					
37, PRODROMOU NICOSIA	+357 22445400	00357 22661914								
ATLAS SECURITIES S.A.				a			a			
, MICHALAKOPOULOU 125 & VERVAION 14-16 ATHINA	+30 2103363300	210-3238925								
ATTICA BANK S.A.									a	
54, AKADIMIAS STR. ATHINA	(210)-3390757	(210)-3646090								
23, OMIROU STR. ATHINA	(210)-3669000	(210)-3669410								
AXIA VENTURES GROUP LTD				a	a					
, KRANDIOTI 10, OFFICE 102 NICOSIA	+357 22742000	357 22742001								
AXON SECURITIES S.A.				a			a			
48, STADIOU ATHINA	+30 2103363800	210-3243903								
BANK OF AMERICA MERRILL LYNCH				a	a					
2 , KING EDWARD STREET LONDON	+44 20276281000									
BETA SECURITIES S.A.				a		a	a	a		a
29 , ALEXANDRAS AVEN. & VRAILA ATHINA	+30 2106478900	210-6410139								
BNP PARIBAS SECURITIES SERVICES S.A.									a	
, VASILISSIS SOFIAS 94 & KERASOUNTOS 1 ATHINA	+30 2107468500	210-7468579-581								
CAPITAL SECURITIES S.A.				a			a			
58, MITROPOLEOS ATHINA	+30 2103369700	+30 210 3369820								
CFS SECURITIES-INVESTMENT SERVICES S.A.				a						
6, DRAGATSANIOU ATHINA	+30 2103360800	+30 210-3360980								
CITIGROUP GLOBAL MARKET LTD				a	a					
1, CITIGROUP CENTER , CANADA SQ., CANARY WHARF LONDON	+44 02079864000									
CREDIT SUISSE SECURITIES (EUROPE) LIMITED				a	a					
, ONE CABOT SQUARE LONDON	+44 2078888888									
CYCLOS SECURITIES S.A.				a			a			a
39, PANEPISTIMIOU ATHINA	+30 2103364300	+30 210-3239122								
D.A. TSEKOURAS SEC. S.A.				a						
33, STADIOU ATHINA	+30 2103245100	210-3211997								
DELTASTOCK AD										a
115, MEGAPARK OFFICE BUILDING, OFFICE AREA E, G TSARIGRADSKOJ 39-42	+35928115051	+35928115049								
DEUTSCHE BANK S.A.				a	a		a			
1 , GREAT WINCHESTER STREET LONDON	+44 20 754 54209	00441133361437								
DYNAMIC SECURITIES S.A.				a			a			a
8, OMIROU ATHINA	+30 2103677700	210-3677777								
EL. PETROPOULAKIS SECURITIES S.A.				a			a			
9, ARISTEIDOU ATHINA	+30 2103213928	+30 210-3216810								
ESTINVEST S.A.										a
9, TH REPUBLICII STREET FOCSANI	+40 237238900	+40 237237471								
EUROBANK ERGASIAS S.A.									a	
8, OTHONOS STR. ATHINA	(210)-3337969 (210)-3337000	(210)-3245916 (210)-3233866								
EUROBANK SECURITIES INVESTMENT FIRM S.A				a		a	a	a		a
, FILELLINON 10 & XENOFONTOS 13 ATHINA	+30 2103720000	210-3720001								
EUROCORP SECURITIES S.A.				a			a			a
14, SQ.FILIKIS ETAIRIAS ATHINA	+30 2107263500	210-7263666								
EUROTRUST BROKERAGE S.A.				a						
113, SEVASTOUPOLEOS ATHINA	+30 2103363100	+30 210-3238334								
EUROXX SECURITIES S.A.				a		a	a	a		a
7, PALAIOLOGOU CHALANDRI	(210)-6879400	(210)-6879401								
G.A. PERVANAS SECURITIES-INVESTMENT SERVICES CO S.A.				a						
7-9, SOFOKLEOUS ATHINA	+30 2103727200	210-3210-291								
GLOBAL CAPITAL SECURITIES AND FINANCIAL SERVICES LTD				a	a					
, AVE. ARCHIEPISKOPOU MAKARIOU NICOSIA	+357 22710710	357 22339332								

Athex & ATHEXClear Members List

Member Name	Stock Market			Derivatives Market		ATHEXClear Member				
	Address	Phone	Fax	Market Member	Remote Member	Market Maker	Proprietary	Market Maker	General Clearing	Direct Clearing
GUARDIAN TRUST SECURITIES S.A				a			a			
31, ERMOU ATHINA	+30 2103378700	210-3220498								
HELLENIC BANK (INVESTMENTS) LTD				a	a					
, AVE. KYRIAKOU MATSI 31 - PO BOX 24747 NICOSIA	+357 22500100	357 22500110								
HELLENICAMERICAN SEC. S.A.				a		a	a			a
27, ANDREA PAPANDEOU ATHINA	+30 2103311100	+30 210-3215968								
HSBC BANK PLC									a	
109-111, AVE. MESOGION ATHINA	+30 2106960000	210-6928000								
INDEX SECURITIES S.A.				a						
6, DRAGATSANIOU ATHINA	+30 2103213920	+30 210-3213216								
INTERFINBROK CORPORATION S.A.										a
1, STR.CALARASI NR. CONSTANTA	+40 241639071	0241-547829								
INVESTMENT BANK OF GREECE S.A.				a		a	a	a	a	
32 , EGIALIAS & PARADISOU MAROUSI	+30 2108173111	+30 210-6896325								
J. CHR. MAVRIKIS SECURITIES S.A.				a						
5, SOFOKLEOUS ATHINA	+30 2103216730	210-3217767								
KAPPA SECURITIES S.A.				a			a			
15, VALAORITOU ATHINA	+30 2103678600	+30 210-3641002								
KARAMANOF SECURITIES-INV. SERVICES S.A.				a			a			
2, SQ. AGION THEODORON ATHINA	+30 2103212947	+30 210-3217088								
LAIKI FINANCIAL SERVICES LTD					a					
26, AVE. VYRONOS NICOSIA	357 22367367	357 22718567								
LEON DEPOLAS SECURITIES S.A.				a		a	a			
1, CHRISTOU LADA ATHINA	+30 2103213276	+30 210-3211618								
MAGNA TRUST SECURITIES S.A				a						
5, GEORGE ATHINA	+30 2103800820	210-3220910								
MEGA EQUITY SECURITIES-FINANCIAL SERVICES LTD				a	a		a			
42-44, AVE. GRIVA DIGENI NICOSIA	+357 22711711	357 22711811								
MERIT SECURITIES S.A				a		a	a			a
3, GEORGIOU SOURI ATHINA	+30 2103671890	210-3671830								
MIDAS BROKERAGE S.A.				a		a				
5, SOFOKLEOUS ATHINA	+30 2141008800	+30 210-3253205								
N. CHRYSOCHOIDIS STOCK BROKERAGE I.S.S.A.				a			a			a
7-9, SOFOKLEOUS ATHINA	+30 2103213913	+30 210-3216115								
NATIONAL BANK OF GREECE S.A.				a			a		a	
68, AKADIMIAS STR. ATHINA	(210)-3328817	(210)-3328678								
86, AILOU STR. ATHINA	(210)-3341000	(210)-3228187								
NATIONAL SECURITIES S.A				a		a	a	a		
91, MICHALAKOPOULOU ATHINA	+30 2107720000	+30 210-7720002								
NUNTIUS SECURITIES S.A				a						
6, DRAGATSANIOU ATHINA	+30 2103350599	+30210-3254846								
ONE PLUS CAPITAL LIMITED				a	a		a			
, 75 PRODROMOU AVENUE, ONEWORLD PARKVIEW HOUSE, 3RD FLOOR, Nicosia	+357 22873760									
PANTELAKIS SECURITIES S.A.				a			a			
57, ETHNIKIS ANTISTASIS B CHALANDRI	+30 2106965000	210-6929550								
PEGASUS BROKERAGE FIRM S.A				a			a			
17 , VALAORITOU & AMERIKIS ATHINA	+30 2103670700	+30 210-3670760								
PIRAEUS BANK S.A.				a			a		a	
4, AMERIKIS STR. ATHINA	(210)-3335000	(210)-3335079								
4, AMERIKIS STR ATHINA	(210)-3335918	(210)-3254207								
PIRAEUS SECURITIES S.A.				a		a	a	a		a
5, KORAI ATHINA	+30 2103354100	210-3354170								
PRELIUM SECURITIES-INVESTMENT SERVICES S.A.				a			a			
1 , DAVAKI & KIFISIAS AVE. ATHINA	+30 2103677000	+30 210-6926403								
PROCHOICE SECURITIES LTD				a	a					
57, SPYROU KYPRIANOY NICOSIA	+357-24-661192	+357-24-662464								
SHARELINK SECURITIES-FINANCIAL SERVICES LTD				a	a		a			
6 , THEOTOKI MEGARO ELLINA NICOSIA	+357 22554200	+357 22750852								
SOCIETE GENERALE S.A.				a	a		a			
, 17 COURS VALMY 92987 PUTEAUX - LA DEFENSE PARIS	+33 157290504	+33142138697								
SOLIDUS SECURITIES S.A				a			a			a
64, LOUIZIS RIANCOUR ATHINA	+30 2106900600	210-6985421								

Athex & ATHEXCclear Members List

Member Name				Stock Market			Derivatives Market		ATHEXCclear Member	
	Address	Phone	Fax	Market Member	Remote Member	Market Maker	Proprietary	Market Maker	General Clearing	Direct Clearing
SSIF BROKER SA										a
119 , CALEA MOTILOR NAPOCA	+40 364401709	0040364401710								a
SSIF VIENNA INVESTMENT TRUST S.A.										a
, 4 SPLAIUL UNIRII, BUILDING B3 BUCHAREST	+40 212074880	004 021 207 48 98								a
ST. EM. LAVRENTAKIS SECURITIES S.A.				a			a			
7-9, SOFOKLEOUS ATHINA	+30 2103213336	+30 210-3246572								
THE CYPRUS INVESTMENT & SECURITIES CORPORATION LTD				a	a					
154 , LIMASSOL AVENUE, STROVOLOS NICOSIA	+357 22121700	357 22338800								
UBS LIMITED				a	a					
1 , FINSBURY AVENUE LONDON	+44 2075687135									

List of Stocks under Market Making operations

Securities	Market Maker	Start Market Making	Stock Category
CYPRUS POPULAR BANK (CR)			Suspension Status
	PIRAEUS SECURITIES S.A.	02/02/2013	
VIOHALCO (CB)			Suspension Status
	ALPHA FINANCE INVESTMENT SERVICES S.A.	11/02/2013	
	EUROBANK SECURITIES INVESTMENT FIRM S.A	20/01/2013	
	MERIT SECURITIES S.A	13/12/2012	
ALPHA BANK (CR)			Main Market
	ALPHA FINANCE INVESTMENT SERVICES S.A.	29/02/2016	
	EUROBANK SECURITIES INVESTMENT FIRM S.A	24/10/2012	
	HELLENICAMERICAN SEC. S.A.	25/07/2014	
	INVESTMENT BANK OF GREECE S.A.	08/01/2013	
	LEON DEPOLAS SECURITIES S.A.	04/01/2016	
	MERIT SECURITIES S.A	03/09/2013	
	MIDAS BROKERAGE S.A.	11/01/2006	
	NATIONAL SECURITIES S.A	15/01/2013	
	PIRAEUS SECURITIES S.A.	28/05/2013	
ALUMIL (CR)			Main Market
	BETA SECURITIES S.A.	18/07/2013	
ATTICA BANK S.A. (CR)			Main Market
	BETA SECURITIES S.A.	02/06/2014	
	EUROBANK SECURITIES INVESTMENT FIRM S.A	25/07/2014	
BANK OF CYPRUS (CR)			Main Market
	EUROBANK SECURITIES INVESTMENT FIRM S.A	23/03/2015	
	NATIONAL SECURITIES S.A	22/06/2015	
BYTE COMPUTER SA (CR)			Main Market
	MERIT SECURITIES S.A	04/08/2013	
CC HBC AG (CR)			Main Market
	EUROBANK SECURITIES INVESTMENT FIRM S.A	23/10/2013	
	NATIONAL SECURITIES S.A	29/04/2013	
	PIRAEUS SECURITIES S.A.	04/05/2015	
ELLAKTOR (CR)			Main Market
	EUROBANK SECURITIES INVESTMENT FIRM S.A	01/06/2013	
	INVESTMENT BANK OF GREECE S.A.	02/01/2013	
	NATIONAL SECURITIES S.A	25/06/2013	
ELTON SA (CR)			Main Market
	BETA SECURITIES S.A.	03/09/2013	
EUROBANK ERGASIAS (CR)			Main Market
	ALPHA FINANCE INVESTMENT SERVICES S.A.	08/01/2013	
	EUROBANK SECURITIES INVESTMENT FIRM S.A	01/06/2013	
	HELLENICAMERICAN SEC. S.A.	25/07/2014	
	INVESTMENT BANK OF GREECE S.A.	08/01/2013	
	MIDAS BROKERAGE S.A.	07/01/2016	
	PIRAEUS SECURITIES S.A.	28/09/2013	
EUROCONSULTANTS S.A. (CR)			Main Market
	EUROBANK SECURITIES INVESTMENT FIRM S.A	22/07/2014	
FOLLI FOLLIE (CR)			Main Market
	NATIONAL SECURITIES S.A	17/02/2014	
	PIRAEUS SECURITIES S.A.	04/05/2015	
FOURLIS (CR)			Main Market
	HELLENICAMERICAN SEC. S.A.	14/09/2005	
FRIGOLASS SA (CR)			Main Market
	EUROBANK SECURITIES INVESTMENT FIRM S.A	27/10/2014	
GEK TERNA (CR)			Main Market
	HELLENICAMERICAN SEC. S.A.	07/09/2015	
	INVESTMENT BANK OF GREECE S.A.	02/01/2013	
GR. SARANTIS SA (CR)			Main Market
	BETA SECURITIES S.A.	14/05/2013	
HELLENIC EXCHANGES-A.S.E. (CR)			Main Market
	EUROBANK SECURITIES INVESTMENT FIRM S.A	01/06/2013	
	HELLENICAMERICAN SEC. S.A.	01/09/2014	
	INVESTMENT BANK OF GREECE S.A.	02/01/2013	
	NATIONAL SECURITIES S.A	25/06/2013	
	PIRAEUS SECURITIES S.A.	04/05/2015	
HELLENIC PETROLEUM (CR)			Main Market
	HELLENICAMERICAN SEC. S.A.	14/09/2015	
INTRACOM HOLDINGS (CR)			Main Market
	HELLENICAMERICAN SEC. S.A.	07/09/2015	

List of Stocks under Market Making operations

Securities	Market Maker	Start Market Making	Stock Category
INTRALOT (CR)			Main Market
	EUROBANK SECURITIES INVESTMENT FIRM S.A	01/06/2013	
	INVESTMENT BANK OF GREECE S.A.	02/01/2013	
	PIRAEUS SECURITIES S.A.	28/09/2013	
J & P - AVAX SA (CR)			Main Market
	EUROBANK SECURITIES INVESTMENT FIRM S.A	14/12/2015	
KLOUKINAS - LAPPAS SA (CR)			Main Market
	BETA SECURITIES S.A.	22/09/2014	
LAMDA DEVELOPMENT SA (CR)			Main Market
	EUROBANK SECURITIES INVESTMENT FIRM S.A	08/12/2014	
MARFIN INVESTMENT GROUP (CR)			Main Market
	EUROBANK SECURITIES INVESTMENT FIRM S.A	23/03/2015	
	HELLENICAMERICAN SEC. S.A.	25/07/2014	
	PIRAEUS SECURITIES S.A.	02/02/2013	
MLS MULTIMEDIA SA (CR)			Main Market
	HELLENICAMERICAN SEC. S.A.	07/12/2015	
MOTOR OIL (CR)			Main Market
	EUROBANK SECURITIES INVESTMENT FIRM S.A	23/10/2012	
	HELLENICAMERICAN SEC. S.A.	01/09/2014	
	NATIONAL SECURITIES S.A	17/02/2014	
	PIRAEUS SECURITIES S.A.	04/05/2015	
MYTILINEOS HOLDINGS (CR)			Main Market
	HELLENICAMERICAN SEC. S.A.	25/07/2014	
	INVESTMENT BANK OF GREECE S.A.	02/01/2013	
	NATIONAL SECURITIES S.A	25/06/2013	
	PIRAEUS SECURITIES S.A.	04/05/2015	
NATIONAL BANK (CR)			Main Market
	ALPHA FINANCE INVESTMENT SERVICES S.A.	08/01/2013	
	EUROBANK SECURITIES INVESTMENT FIRM S.A	24/10/2012	
	HELLENICAMERICAN SEC. S.A.	25/07/2014	
	INVESTMENT BANK OF GREECE S.A.	08/01/2013	
	LEON DEPOLAS SECURITIES S.A.	20/04/2015	
	MERIT SECURITIES S.A	03/09/2013	
	MIDAS BROKERAGE S.A.	07/01/2016	
	NATIONAL SECURITIES S.A	28/02/2013	
	PIRAEUS SECURITIES S.A.	08/09/2013	
OPAP (CR)			Main Market
	ALPHA FINANCE INVESTMENT SERVICES S.A.	08/01/2013	
	EUROBANK SECURITIES INVESTMENT FIRM S.A	24/10/2012	
	HELLENICAMERICAN SEC. S.A.	25/07/2014	
	INVESTMENT BANK OF GREECE S.A.	08/01/2013	
	NATIONAL SECURITIES S.A	15/01/2013	
	PIRAEUS SECURITIES S.A.	04/05/2015	
OTE (CR)			Main Market
	ALPHA FINANCE INVESTMENT SERVICES S.A.	08/01/2013	
	EUROBANK SECURITIES INVESTMENT FIRM S.A	24/10/2012	
	HELLENICAMERICAN SEC. S.A.	25/07/2014	
	INVESTMENT BANK OF GREECE S.A.	08/01/2013	
	LEON DEPOLAS SECURITIES S.A.	20/04/2015	
	MIDAS BROKERAGE S.A.	01/10/2015	
	NATIONAL SECURITIES S.A	01/12/2012	
	PIRAEUS SECURITIES S.A.	08/09/2013	
PAPOUTSANIS (CR)			Main Market
	BETA SECURITIES S.A.	25/11/2013	
PETROPOULOS PETROS (CR)			Main Market
	BETA SECURITIES S.A.	28/05/2013	
PIRAEUS BANK (CR)			Main Market
	EUROBANK SECURITIES INVESTMENT FIRM S.A	23/10/2012	
	HELLENICAMERICAN SEC. S.A.	25/07/2014	
	INVESTMENT BANK OF GREECE S.A.	08/01/2013	
	MERIT SECURITIES S.A	16/09/2013	
	MIDAS BROKERAGE S.A.	11/01/2016	
	NATIONAL SECURITIES S.A	02/06/2013	
	PIRAEUS SECURITIES S.A.	16/02/2013	
PLAISIO COMPUTERS SA (CR)			Main Market
	BETA SECURITIES S.A.	05/05/2014	
	EUROBANK SECURITIES INVESTMENT FIRM S.A	02/03/2015	

List of Stocks under Market Making operations

Securities	Market Maker	Start Market Making	Stock Category
PPC (CR)			
	ALPHA FINANCE INVESTMENT SERVICES S.A.	08/01/2013	Main Market
	EUROBANK SECURITIES INVESTMENT FIRM S.A	23/10/2012	
	HELLENICAMERICAN SEC. S.A.	01/09/2014	
	INVESTMENT BANK OF GREECE S.A.	08/01/2013	
	NATIONAL SECURITIES S.A	26/03/2013	
	PIRAEUS SECURITIES S.A.	28/09/2013	
QUALITY & RELIABILITY SA (CR)			
	BETA SECURITIES S.A.	20/08/2014	Main Market
S.KANAKIS SA (CR)			
	BETA SECURITIES S.A.	01/10/2013	Main Market
TITAN CEMENT (CR)			
	EUROBANK SECURITIES INVESTMENT FIRM S.A	23/10/2012	
	NATIONAL SECURITIES S.A	17/02/2014	
	PIRAEUS SECURITIES S.A.	04/05/2015	
VIOHALCO SA/NV (CB)			
	ALPHA FINANCE INVESTMENT SERVICES S.A.	17/02/2014	Main Market
	MERIT SECURITIES S.A	17/03/2014	

Underlying Asset				Derivatives Market														
Price max	Price min	Closing price	change	Delivery Month	Open price	Price max	Price min	Last price	Closing price	Last Bid	Last Ask	Settlement price	Life high	Life low	Trades	Volume	Open Interest	
FTSE/Athex Large Cap				(Trade Unit: 1 Index Point x 5€, Cash Settlement)														
140.68	133.91	140.06	2.71%	March 2016	135.00	140.00	132.75	139.00	139.00	---	---	138.50	170.50	---	527	3,912	12,910	
				April 2016	134.25	140.25	134.00	137.50	137.50	---	---	138.75	---	140.25	---	50	515	2,000
				May 2016	---	---	---	---	137.00	---	---	---	---	---	---	---	---	
				June 2016	---	---	---	---	137.25	---	---	---	---	---	---	---	---	
				September 2016	---	---	---	---	138.00	---	---	---	---	---	---	---	---	
				December 2016	---	---	---	---	138.50	---	---	---	---	---	---	---	---	

Underlying Asset				Derivatives Market														
Price max	Price min	Closing price	change	Delivery Month	Open price	Price max	Price min	Last price	Closing price	Last Bid	Last Ask	Settlement price	Life high	Life low	Trades	Volume	Open Interest	
(Contract Size: 100 Securities, Physical Delivery)																		
1.65	1.46	1.57	4.67%	March 2016	1.48	1.63	1.45	1.56	1.56	---	---	1.60	2.64	---	495	13,439	12,780	
				June 2016	1.59	1.59	1.59	1.59	1.59	---	---	1.58	---	2.68	---	1	3	212
				September 2016	---	---	---	---	1.52	---	---	---	---	---	---	---	---	
				December 2016	---	---	---	---	1.52	---	---	---	---	---	---	---	---	
(Contract Size: 100 Securities, Physical Delivery)																		
17.40	16.84	17.40	-1.53%	March 2016	17.20	17.20	16.91	17.00	17.00	---	---	17.41	21.55	---	3	3	130	
				June 2016	---	---	---	---	17.78	---	---	---	---	---	---	---	---	
				September 2016	---	---	---	---	17.87	---	---	---	---	---	---	---	---	
				December 2016	---	---	---	---	17.96	---	---	---	---	---	---	---	---	
(Contract Size: 100 Securities, Physical Delivery)																		
0.740	0.712	0.732	-1.74%	March 2016	0.749	0.749	0.749	0.749	0.749	---	---	0.739	1.08	---	1	1	629	
				June 2016	---	---	---	---	0.750	---	---	---	---	---	---	---	---	
				September 2016	---	---	---	---	0.753	---	---	---	---	---	---	---	---	
				December 2016	---	---	---	---	0.757	---	---	---	---	---	---	---	---	
(Contract Size: 100 Securities, Physical Delivery)																		
1.18	1.10	1.16	2.66%	March 2016	1.15	1.18	1.11	1.11	1.11	---	---	1.09	1.87	---	22	129	1,397	
				June 2016	---	---	---	---	1.14	---	---	1.06	---	1.27	---	---	120	
				September 2016	---	---	---	---	1.14	---	---	---	---	---	---	---	---	
				December 2016	---	---	---	---	1.15	---	---	---	---	---	---	---	---	
(Contract Size: 100 Securities, Physical Delivery)																		
0.566	0.451	0.566	22.51%	March 2016	0.451	0.549	0.448	0.545	0.545	---	---	0.542	1.14	---	752	15,857	22,263	
				June 2016	0.492	0.530	0.492	0.530	0.530	---	---	0.546	---	1.16	---	7	367	285
				September 2016	---	---	---	---	0.467	---	---	---	---	---	---	---	---	
				December 2016	---	---	---	---	0.470	---	---	---	---	---	---	---	---	
(Contract Size: 100 Securities, Physical Delivery)																		
4.23	4.03	4.23	4.44%	March 2016	4.06	4.16	4.04	4.16	4.16	---	---	4.26	5.18	---	11	30	327	
				June 2016	---	---	---	---	4.08	---	---	---	---	---	---	---	---	
				September 2016	---	---	---	---	4.10	---	---	---	---	---	---	---	---	
				December 2016	---	---	---	---	4.12	---	---	---	---	---	---	---	---	
(Contract Size: 100 Securities, Physical Delivery)																		
15.10	14.70	15.00	0.67%	March 2016	14.82	15.10	14.82	14.97	14.97	---	---	15.02	18.54	---	5	16	287	
				June 2016	---	---	---	---	14.99	---	---	15.79	---	15.38	---	---	---	
				September 2016	---	---	---	---	15.07	---	---	---	---	---	---	---	---	
				December 2016	---	---	---	---	15.14	---	---	---	---	---	---	---	---	
(Contract Size: 100 Securities, Physical Delivery)																		
0.732	0.671	0.690	-5.61%	March 2016	0.735	0.735	0.640	0.723	0.723	---	---	0.696	1.98	---	30	74	1,292	
				June 2016	---	---	---	---	0.736	---	---	---	---	---	---	---	---	
				September 2016	---	---	---	---	0.739	---	---	---	---	---	---	---	---	
				December 2016	---	---	---	---	0.743	---	---	---	---	---	---	---	---	

Underlying Asset				Derivatives Market													
Price max	Price min	Closing price	change	Delivery Month	Open price	Price max	Price min	Last price	Closing price	Last Bid	Last Ask	Settlement price	Life high	Life low	Trades	Volume	Open Interest
GEK TERNA (CR) (Contract Size: 100 Securities, Physical Delivery)																	
1.26	1.19	1.26	3.28%	March 2016	1.24	1.26	1.24	1.25	1.25	---	---	1.27	1.63	---	23	228	7,492
				June 2016	---	---	---	---	1.23	---	---	1.25	---	1.35	---	---	26
				September 2016	---	---	---	---	1.23	---	---	---	---	---	---	---	---
				December 2016	---	---	---	---	1.24	---	---	---	---	---	---	---	---
GRIVALIA PROPERTIES (CR) (Contract Size: 100 Securities, Physical Delivery)																	
7.59	7.25	7.59	4.69%	March 2016	7.34	7.35	7.31	7.31	7.31	---	---	7.51	8.14	---	4	14	63
				June 2016	---	---	---	---	7.30	---	---	---	---	---	---	---	---
				September 2016	---	---	---	---	7.33	---	---	---	---	---	---	---	---
				December 2016	---	---	---	---	7.37	---	---	---	---	---	---	---	---
HELLENIC EXCHANGES-A.S.E. (CR) (Contract Size: 100 Securities, Physical Delivery)																	
4.85	4.52	4.52	-5.44%	March 2016	4.73	4.84	4.57	4.60	4.60	---	---	4.44	5.61	---	40	147	537
				June 2016	---	---	---	---	4.81	---	---	4.42	---	4.64	---	---	47
				September 2016	---	---	---	---	4.83	---	---	---	---	---	---	---	---
				December 2016	---	---	---	---	4.86	---	---	---	---	---	---	---	---
HELLENIC PETROLEUM (CR) (Contract Size: 100 Securities, Physical Delivery)																	
3.68	3.56	3.60	0.00%	March 2016	3.60	3.68	3.58	3.65	3.65	---	---	3.62	4.42	---	48	176	4,956
				June 2016	---	---	---	---	3.62	---	---	---	---	---	---	---	---
				September 2016	---	---	---	---	3.64	---	---	---	---	---	---	---	---
				December 2016	---	---	---	---	3.66	---	---	---	---	---	---	---	---
INTRALOT (CR) (Contract Size: 100 Securities, Physical Delivery)																	
1.15	1.13	1.13	-1.74%	March 2016	1.13	1.13	1.13	1.13	1.13	---	---	1.14	1.23	---	3	3	261
				June 2016	---	---	---	---	1.16	---	---	---	---	---	---	---	---
				September 2016	---	---	---	---	1.16	---	---	---	---	---	---	---	---
				December 2016	---	---	---	---	1.17	---	---	---	---	---	---	---	---
JUMBO SA (CR) (Contract Size: 100 Securities, Physical Delivery)																	
11.20	10.85	11.20	2.75%	March 2016	10.93	11.11	10.85	11.11	11.11	---	---	11.42	11.11	---	23	46	830
				June 2016	---	---	---	---	10.97	---	---	---	---	---	---	---	---
				September 2016	---	---	---	---	11.02	---	---	---	---	---	---	---	---
				December 2016	---	---	---	---	11.08	---	---	---	---	---	---	---	---
MARFIN INVESTMENT GROUP (CR) (Contract Size: 100 Securities, Physical Delivery)																	
0.095	0.087	0.090	1.12%	March 2016	0.090	0.096	0.087	0.088	0.088	---	---	0.090	0.096	---	130	3,551	33,615
				June 2016	---	---	---	---	0.090	---	---	---	---	---	---	---	---
				September 2016	---	---	---	---	0.090	---	---	---	---	---	---	---	---
				December 2016	---	---	---	---	0.090	---	---	---	---	---	---	---	---
METKA (CR) (Contract Size: 100 Securities, Physical Delivery)																	
6.52	6.36	6.52	0.31%	March 2016	6.50	6.52	6.46	6.46	6.46	---	---	6.48	7.98	---	11	30	386
				June 2016	---	---	---	---	6.54	---	---	---	---	---	---	---	---
				September 2016	---	---	---	---	6.57	---	---	---	---	---	---	---	---
				December 2016	---	---	---	---	6.61	---	---	---	---	---	---	---	---

Underlying Asset				Derivatives Market													
Price max	Price min	Closing price	change	Delivery Month	Open price	Price max	Price min	Last price	Closing price	Last Bid	Last Ask	Settlement price	Life high	Life low	Trades	Volume	Open Interest
(Contract Size: 100 Securities, Physical Delivery)																	
MOTOR OIL (CR)				March 2016	9.30	9.33	9.30	9.32	9.32	---	---	9.38	10.78	---	10	71	377
9.39	9.26	9.30	0.32%	June 2016	---	---	---	---	9.33	---	---	---	---	---	---	---	---
				September 2016	---	---	---	---	9.37	---	---	---	---	---	---	---	---
				December 2016	---	---	---	---	9.42	---	---	---	---	---	---	---	---
(Contract Size: 100 Securities, Physical Delivery)																	
MYTILINEOS HOLDINGS (CR)				March 2016	3.09	3.25	3.08	3.25	3.25	---	---	3.21	4.20	---	116	305	5,379
3.30	3.07	3.30	5.43%	June 2016	3.22	3.23	3.22	3.23	3.23	---	---	3.21	3.23	---	2	31	30
				September 2016	---	---	---	---	3.17	---	---	---	---	---	---	---	---
				December 2016	---	---	---	---	3.18	---	---	---	---	---	---	---	---
(Contract Size: 100 Securities, Physical Delivery)																	
NATIONAL BANK (CR)				March 2016	0.176	0.202	0.176	0.197	0.197	---	---	0.196	0.551	---	458	15,921	56,351
0.202	0.176	0.200	9.29%	June 2016	0.186	0.196	0.186	0.196	0.196	---	---	0.194	0.346	---	6	51	393
				September 2016	---	---	---	---	0.185	---	---	---	---	---	---	---	---
				December 2016	---	---	---	---	0.186	---	---	---	---	---	---	---	---
(Contract Size: 100 Securities, Physical Delivery)																	
OPAP (CR)				March 2016	6.15	6.43	6.05	6.14	6.14	---	---	6.16	8.72	---	254	1,242	2,310
6.45	6.05	6.10	-1.61%	June 2016	---	---	---	---	6.24	---	---	6.14	7.25	---	---	---	12
				September 2016	---	---	---	---	6.27	---	---	---	---	---	---	---	---
				December 2016	---	---	---	---	6.30	---	---	---	---	---	---	---	---
(Contract Size: 100 Securities, Physical Delivery)																	
OTE (CR)				March 2016	7.75	7.99	7.53	7.62	7.62	---	---	7.70	9.34	---	287	1,646	4,386
8.00	7.52	7.63	-2.31%	June 2016	---	---	---	---	7.86	---	---	7.69	7.96	---	---	---	60
				September 2016	---	---	---	---	7.90	---	---	---	---	---	---	---	---
				December 2016	---	---	---	---	7.94	---	---	---	---	---	---	---	---
(Contract Size: 100 Securities, Physical Delivery)																	
P.P.A. S.A. (CR)				March 2016	11.03	11.34	10.94	11.12	11.12	---	---	11.30	15.50	---	11	20	363
11.49	10.75	11.49	4.46%	June 2016	---	---	---	---	11.07	---	---	11.25	14.75	---	---	---	29
				September 2016	---	---	---	---	11.12	---	---	---	---	---	---	---	---
				December 2016	---	---	---	---	11.18	---	---	---	---	---	---	---	---
(Contract Size: 100 Securities, Physical Delivery)																	
PIRAEUS BANK (CR)				March 2016	0.132	0.154	0.130	0.153	0.153	---	---	0.150	0.312	---	415	19,954	29,017
0.156	0.130	0.156	13.87%	June 2016	0.148	0.157	0.148	0.157	0.157	---	---	0.153	0.303	---	5	1,681	165
				September 2016	---	---	---	---	0.139	---	---	---	---	---	---	---	---
				December 2016	---	---	---	---	0.139	---	---	---	---	---	---	---	---
(Contract Size: 100 Securities, Physical Delivery)																	
PPC (CR)				March 2016	2.85	3.00	2.81	2.98	2.98	---	---	2.88	5.53	---	342	1,812	5,319
3.13	2.80	3.13	9.44%	June 2016	2.99	2.99	2.99	2.99	2.99	---	---	2.88	3.10	---	1	1	12
				September 2016	---	---	---	---	2.89	---	---	---	---	---	---	---	---
				December 2016	---	---	---	---	2.91	---	---	---	---	---	---	---	---

Underlying Asset				Derivatives Market													
Price max	Price min	Closing price	change	Delivery Month	Open price	Price max	Price min	Last price	Closing price	Last Bid	Last Ask	Settlement price	Life high	Life low	Trades	Volume	Open Interest
TERNA ENERGY (CR)				(Contract Size: 100 Securities, Physical Delivery)													
2.16	2.06	2.09	-0.95%	March 2016	2.14	2.14	2.14	2.14	2.14	---	---	2.14	2.55	---	1	1	1,162
				June 2016	---	---	---	---	2.12	---	---	---	---	---	---	---	---
				September 2016	---	---	---	---	2.13	---	---	---	---	---	---	---	---
				December 2016	---	---	---	---	2.14	---	---	---	---	---	---	---	---
TITAN CEMENT (CR)				(Contract Size: 100 Securities, Physical Delivery)													
16.28	16.00	16.00	-0.81%	March 2016	16.19	16.19	16.01	16.03	16.03	---	---	15.79	21.29	---	5	6	486
				June 2016	---	---	---	---	16.23	---	---	15.70	17.87	---	---	---	---
				September 2016	---	---	---	---	16.31	---	---	---	---	---	---	---	---
				December 2016	---	---	---	---	16.39	---	---	---	---	---	---	---	---
VIOHALCO SA/NV (CB)				(Contract Size: 100 Securities, Physical Delivery)													
1.05	0.993	1.03	0.00%	March 2016	1.01	1.04	1.00	1.02	1.02	---	---	1.04	1.95	---	15	29	1,036
				June 2016	---	---	---	---	1.04	---	---	---	---	---	---	---	---
				September 2016	---	---	---	---	1.04	---	---	---	---	---	---	---	---
				December 2016	---	---	---	---	1.05	---	---	---	---	---	---	---	---

FTSE/Athex Large Cap

(Trade Unit: 1 Index Point x 5€ - Exercise Style: European, Cash Settlement)

Exercise Price	Call Options														Put Options																		
	March 2016							April 2016							Other Months		March 2016							April 2016							Other Months		Exercise Price
	Open price	Price max	Price min	Last price	Closing price	Volume	Open Interest	Open price	Price max	Price min	Last price	Closing price	Volume	Open Interest	Volume	Open Interest	Open price	Price max	Price min	Last price	Closing price	Volume	Open Interest	Open price	Price max	Price min	Last price	Closing price	Volume	Open Interest	Volume	Open Interest	
90	0.00	0.00	0.00	-	44.75	-	-	0.00	0.00	0.00	-	45.75	-	-			0.00	0.00	0.00	-	0.01	-	-	0.00	0.00	0.00	-	0.02	-	-			
95	0.00	0.00	0.00	-	39.75	-	-	0.00	0.00	0.00	-	40.75	-	-			0.00	0.00	0.00	-	0.01	-	-	0.00	0.00	0.00	-	0.07	-	-			95
100	0.00	0.00	0.00	-	34.75	-	-	0.00	0.00	0.00	-	35.75	-	-			0.00	0.00	0.00	-	0.05	-	-	0.00	0.00	0.00	-	0.17	-	-			100
105	30.25	34.50	30.25	33.75	33.75	15	271	0.00	0.00	0.00	-	31.00	-	-			30.25	34.50	0.00	-	0.02	-	-	0.00	0.00	0.00	-	0.39	-	-			105
110	0.00	0.00	0.00	-	24.75	-	1	0.00	0.00	0.00	-	26.50	-	30			0.00	0.00	0.00	-	0.09	-	-	0.00	0.00	0.00	-	0.79	-	-			110
115	0.00	0.00	0.00	-	20.00	-	3	0.00	0.00	0.00	-	22.25	-	12			0.00	0.00	0.00	-	0.28	-	1	0.00	0.00	0.00	-	1.40	-	-			115
120	18.50	19.75	18.50	19.75	19.75	15	191	0.00	0.00	0.00	-	18.25	-	-			18.50	19.75	0.00	-	0.74	-	13	0.00	0.00	0.00	-	2.40	-	50			120
125	0.00	0.00	0.00	-	11.50	-	3	0.00	0.00	0.00	-	14.50	-	-			0.00	0.00	0.00	-	1.60	-	159	0.00	0.00	0.00	-	3.80	-	-			125
130	11.00	11.00	11.00	11.00	11.00	37	713	11.00	11.00	10.00	10.00	10.00	50	110			11.00	11.00	2.00	2.20	2.20	106	165	0.00	0.00	0.00	-	5.70	-	30			130
135	0.00	0.00	0.00	-	5.20	-	3	0.00	0.00	0.00	-	8.80	-	-			0.00	0.00	4.90	4.90	4.90	6	25	0.00	0.00	0.00	-	8.10	-	-			135
140	2.80	4.90	2.80	4.50	4.50	140	707	0.00	0.00	0.00	-	6.60	-	-			2.80	4.90	0.00	-	8.40	-	1	0.00	0.00	0.00	-	10.75	-	-			140
145	3.00	3.00	2.80	2.80	2.80	2	539	0.00	0.00	0.00	-	4.90	-	-			3.00	3.00	0.00	-	12.00	-	-	0.00	0.00	0.00	-	14.00	-	-			145
150	0.00	0.00	0.00	-	0.98	-	171	0.00	0.00	0.00	-	3.50	-	50			0.00	0.00	0.00	-	16.25	-	3	0.00	0.00	0.00	-	17.75	-	-			150
155	0.00	0.00	0.00	-	0.50	-	2	0.00	0.00	0.00	-	2.50	-	-			0.00	0.00	0.00	-	20.75	-	1	0.00	0.00	0.00	-	21.75	-	-			155
160	0.00	0.00	0.00	-	0.24	-	3	0.00	0.00	0.00	-	1.70	-	-			0.00	0.00	0.00	-	25.50	-	-	0.00	0.00	0.00	-	26.00	-	-			160
165	0.00	0.00	0.00	-	0.11	-	6	0.00	0.00	0.00	-	1.20	-	-			0.00	0.00	0.00	-	30.25	-	-	0.00	0.00	0.00	-	30.25	-	-			165
170	0.00	0.00	0.00	-	0.05	-	10	0.00	0.00	0.00	-	0.80	-	-			0.00	0.00	0.00	-	35.25	-	-	0.00	0.00	0.00	-	35.00	-	-			170
175	0.00	0.00	0.00	-	0.02	-	-	0.00	0.00	0.00	-	0.53	-	-			0.00	0.00	0.00	-	40.25	-	-	0.00	0.00	0.00	-	39.75	-	-			175
180	0.00	0.00	0.00	-	0.01	-	-	0.00	0.00	0.00	-	0.35	-	-			0.00	0.00	0.00	-	45.25	-	5	0.00	0.00	0.00	-	44.50	-	-			180
185	0.00	0.00	0.00	-	0.01	-	-	0.00	0.00	0.00	-	0.22	-	-			0.00	0.00	0.00	-	50.00	-	-	0.00	0.00	0.00	-	49.25	-	-			185
190	0.00	0.00	0.00	-	0.01	-	-	-	-	-	-	-	-	-			0.00	0.00	0.00	-	55.00	-	-	-	-	-	-	-	-	-			190
195	0.00	0.00	0.00	-	0.01	-	-	-	-	-	-	-	-	-			0.00	0.00	0.00	-	60.00	-	-	-	-	-	-	-	-	-			195
200	0.00	0.00	0.00	-	0.01	-	11	-	-	-	-	-	-	-			0.00	0.00	0.00	-	65.00	-	187	-	-	-	-	-	-	-			200
205	0.00	0.00	0.00	-	0.01	-	-	-	-	-	-	-	-	-			0.00	0.00	0.00	-	70.00	-	-	-	-	-	-	-	-	-			205
210	0.00	0.00	0.00	-	0.01	-	-	-	-	-	-	-	-	-			0.00	0.00	0.00	-	75.00	-	-	-	-	-	-	-	-	-			210
215	0.00	0.00	0.00	-	0.01	-	-	-	-	-	-	-	-	-			0.00	0.00	0.00	-	80.00	-	-	-	-	-	-	-	-	-			215
220	0.00	0.00	0.00	-	0.01	-	-	-	-	-	-	-	-	-			0.00	0.00	0.00	-	85.00	-	-	-	-	-	-	-	-	-			220
225	0.00	0.00	0.00	-	0.01	-	-	-	-	-	-	-	-	-			0.00	0.00	0.00	-	90.00	-	-	-	-	-	-	-	-	-			225
230	0.00	0.00	0.00	-	0.01	-	-	-	-	-	-	-	-	-			0.00	0.00	0.00	-	95.00	-	-	-	-	-	-	-	-	-			230
235	0.00	0.00	0.00	-	0.03	-	-	-	-	-	-	-	-	-			0.00	0.00	0.00	-	100.00	-	-	-	-	-	-	-	-	-			235
240	0.00	0.00	0.00	-	0.02	-	-	-	-	-	-	-	-	-			0.00	0.00	0.00	-	105.00	-	-	-	-	-	-	-	-	-			240
245	0.00	0.00	0.00	-	0.01	-	-	-	-	-	-	-	-	-			0.00	0.00	0.00	-	110.00	-	-	-	-	-	-	-	-	-			245
250	0.00	0.00	0.00	-	0.01	-	-	-	-	-	-	-	-	-			0.00	0.00	0.00	-	115.00	-	-	-	-	-	-	-	-	-			250
255	0.00	0.00	0.00	-	0.01	-	-	-	-	-	-	-	-	-			0.00	0.00	0.00	-	120.00	-	-	-	-	-	-	-	-	-			255
260	0.00	0.00	0.00	-	0.01	-	-	-	-	-	-	-	-	-			0.00	0.00	0.00	-	125.00	-	40	-	-	-	-	-	-	-			260
265	0.00	0.00	0.00	-	0.01	-	-	-	-	-	-	-	-	-			0.00	0.00	0.00	-	130.00	-	-	-	-	-	-	-	-	-			265

FTSE/Athex Large Cap

(Trade Unit: 1 Index Point x 5€ - Exercise Style: European, Cash Settlement)

Exercise Price	Call Options														Put Options																			
	March 2016				April 2016				Other Months		March 2016				April 2016				Other Months		Exercise Price													
	Open price	Price max	Price min	Last price	Closing price	Volume	Open Interest	Open price	Price max	Price min	Last price	Closing price	Volume	Open Interest	Volume	Open Interest	Open price	Price max	Price min	Last price		Closing price	Volume	Open Interest	Volume	Open Interest								
Totals:						209	2,634						50	202	0	0								112	600							0	80	0
Number of Trades:						28							2			0							10								0			0

ALPHA BANK (CR)

(Contract Size: 100 Securities, Exercise Style: American, Physical Delivery)

Call Options																Put Options																		
Exercise Price	March 2016						April 2016						Other Months		March 2016						April 2016						Other Months		Exercise Price					
	Open price	Price max	Price min	Last price	Closing price	Volume	Open Interest	Open price	Price max	Price min	Last price	Closing price	Volume	Open Interest	Volume	Open Interest	Open price	Price max	Price min	Last price	Closing price	Volume	Open Interest	Open price	Price max	Price min	Last price	Closing price		Volume	Open Interest	Volume	Open Interest	
0.100	0.000	0.000	0.000	1.40	-	-	-	-	-	-	-	-	-	-	-	0.000	0.000	0.000	0.001	-	-	-	-	-	-	-	-	-	-	-	-	0.001		
0.200	0.000	0.000	0.000	1.30	-	-	-	-	-	-	-	-	-	-	-	0.000	0.000	0.000	0.001	-	-	-	-	-	-	-	-	-	-	-	-	0.002		
0.300	0.000	0.000	0.000	1.20	-	-	-	-	-	-	-	-	-	-	-	0.000	0.000	0.000	0.001	-	-	-	-	-	-	-	-	-	-	-	-	0.003		
0.400	0.000	0.000	0.000	1.10	-	-	-	-	-	-	-	-	-	-	-	0.000	0.000	0.000	0.001	-	-	-	-	-	-	-	-	-	-	-	-	0.004		
0.500	0.000	0.000	0.000	1.00	-	-	-	-	-	-	-	-	-	-	-	0.000	0.000	0.000	0.001	-	-	-	-	-	-	-	-	-	-	-	-	0.005		
0.600	0.000	0.000	0.000	0.901	-	-	-	-	-	-	-	-	-	-	-	0.000	0.000	0.000	0.001	-	-	-	-	-	-	-	-	-	-	-	-	0.006		
0.700	0.000	0.000	0.000	0.801	-	-	-	-	-	-	-	-	-	-	-	0.000	0.000	0.000	0.001	-	-	-	-	-	-	-	-	-	-	-	-	0.007		
0.800	0.000	0.000	0.000	0.701	-	-	0.000	0.000	0.000	0.000	0.704	-	-	-	-	0.000	0.000	0.000	0.001	-	-	-	0.000	0.000	0.000	0.002	-	-	-	-	-	0.008		
0.850	0.000	0.000	0.000	0.651	-	-	0.000	0.000	0.000	0.000	0.656	-	-	-	-	0.000	0.000	0.000	0.001	-	-	-	0.000	0.000	0.000	0.003	-	-	-	-	-	0.009		
0.900	0.000	0.000	0.000	0.602	-	-	0.000	0.000	0.000	0.000	0.608	-	-	-	-	0.000	0.000	0.000	0.001	-	-	-	0.000	0.000	0.000	0.005	-	-	-	-	-	0.009		
0.950	0.000	0.000	0.000	0.552	-	-	0.000	0.000	0.000	0.000	0.562	-	-	-	-	0.000	0.000	0.000	0.001	-	-	-	0.000	0.000	0.000	0.009	-	-	-	-	-	0.010		
1.000	0.000	0.000	0.000	0.504	-	-	0.000	0.000	0.000	0.000	0.516	-	-	-	-	0.000	0.000	0.000	0.002	-	-	-	0.000	0.000	0.000	0.013	-	-	-	-	-	0.010		
1.100	0.000	0.000	0.000	0.409	-	-	0.000	0.000	0.000	0.000	0.431	-	-	-	-	0.000	0.000	0.000	0.008	-	-	-	0.000	0.000	0.000	0.028	-	-	-	-	-	0.011		
1.200	0.000	0.000	0.000	0.321	-	-	0.000	0.000	0.000	0.000	0.354	-	-	-	-	0.000	0.000	0.000	0.020	-	-	-	0.000	0.000	0.000	0.050	-	-	-	-	-	0.012		
1.300	0.000	0.000	0.000	0.244	-	10	0.000	0.000	0.000	0.000	0.286	-	-	-	-	0.000	0.000	0.000	0.042	-	-	-	0.000	0.000	0.000	0.082	-	-	-	-	-	0.013		
1.400	0.000	0.000	0.000	0.178	-	-	0.000	0.000	0.000	0.000	0.227	-	-	-	-	0.000	0.000	0.000	0.076	-	-	-	0.000	0.000	0.000	0.123	-	-	-	-	-	0.014		
1.500	0.000	0.000	0.000	0.125	-	-	0.000	0.000	0.000	0.000	0.177	-	-	-	-	0.000	0.000	0.000	0.123	-	-	-	0.000	0.000	0.000	0.173	-	-	-	-	-	0.015		
1.600	0.000	0.000	0.000	0.085	-	20	0.000	0.000	0.000	0.000	0.138	-	-	-	-	0.000	0.000	0.000	0.184	-	-	-	0.000	0.000	0.000	0.234	-	-	-	-	-	0.016		
1.700	0.000	0.000	0.000	0.056	-	-	0.000	0.000	0.000	0.000	0.106	-	-	-	-	0.000	0.000	0.000	0.255	-	-	-	0.000	0.000	0.000	0.302	-	-	-	-	-	0.017		
1.800	0.000	0.000	0.000	0.036	-	2	0.000	0.000	0.000	0.000	0.080	-	-	-	-	0.000	0.000	0.000	0.334	-	-	-	0.000	0.000	0.000	0.376	-	-	-	-	-	0.018		
1.900	0.000	0.000	0.000	0.022	-	-	0.000	0.000	0.000	0.000	0.060	-	-	-	-	0.000	0.000	0.000	0.421	-	-	-	0.000	0.000	0.000	0.456	-	-	-	-	-	0.019		
2.000	0.000	0.000	0.000	0.014	-	-	0.000	0.000	0.000	0.000	0.045	-	-	-	-	0.000	0.000	0.000	0.512	-	-	-	0.000	0.000	0.000	0.541	-	-	-	-	-	0.020		
2.200	0.000	0.000	0.000	0.005	-	50	0.000	0.000	0.000	0.000	0.025	-	-	-	-	0.000	0.000	0.000	0.704	-	-	-	0.000	0.000	0.000	0.721	-	-	-	-	-	0.022		
2.400	0.000	0.000	0.000	0.002	-	-	0.000	0.000	0.000	0.000	0.013	-	-	-	-	0.000	0.000	0.000	0.901	-	-	-	0.000	0.000	0.000	0.910	-	-	-	-	-	0.024		
2.600	0.000	0.000	0.000	0.001	-	-	0.000	0.000	0.000	0.000	0.007	-	-	-	-	0.000	0.000	0.000	1.10	-	-	-	0.000	0.000	0.000	1.10	-	-	-	-	-	0.026		
2.800	0.000	0.000	0.000	0.002	-	-	0.000	0.000	0.000	0.000	0.004	-	-	-	-	0.000	0.000	0.000	1.30	-	-	-	0.000	0.000	0.000	1.30	-	-	-	-	-	0.028		
3.000	0.000	0.000	0.000	0.001	-	-	0.000	0.000	0.000	0.000	0.002	-	-	-	-	0.000	0.000	0.000	1.50	-	-	-	0.000	0.000	0.000	1.50	-	-	-	-	-	0.030		
3.200	0.000	0.000	0.000	0.001	-	-	-	-	-	-	-	-	-	-	-	0.000	0.000	0.000	1.70	-	-	-	-	-	-	-	-	-	-	-	-	0.032		
3.400	0.000	0.000	0.000	0.001	-	-	-	-	-	-	-	-	-	-	-	0.000	0.000	0.000	1.90	-	-	-	-	-	-	-	-	-	-	-	-	0.034		
3.600	0.000	0.000	0.000	0.001	-	-	-	-	-	-	-	-	-	-	-	0.000	0.000	0.000	2.10	-	-	-	-	-	-	-	-	-	-	-	-	0.036		
Totals:						82								0	0																	0	0	
Number of Trades:						0								0	0																		0	0

NATIONAL BANK (CR)

(Contract Size: 100 Securities, Exercise Style: American, Physical Delivery)

Call Options															Put Options																				
Exercise Price	March 2016						April 2016						Other Months		March 2016						April 2016						Other Months		Exercise Price						
	Open price	Price max	Price min	Last price	Closing price	Volume	Open Interest	Open price	Price max	Price min	Last price	Closing price	Volume	Open Interest	Volume	Open Interest	Open price	Price max	Price min	Last price	Closing price	Volume	Open Interest	Open price	Price max	Price min	Last price	Closing price		Volume	Open Interest	Volume	Open Interest		
0.050	0.000	0.000	0.000		0.133	-	-	0.000	0.000	0.000		0.133	-	-			0.000	0.000	0.000		0.001	-	-	0.000	0.000	0.000		0.001	-	-			0.001		
0.100	0.000	0.000	0.000		0.083	-	-	0.000	0.000	0.000		0.084	-	-			0.000	0.000	0.000		0.001	-	-	0.000	0.000	0.000		0.001	-	-			0.001		
0.150	0.000	0.000	0.000		0.038	-	-	0.000	0.000	0.000		0.043	-	-			0.000	0.000	0.000		0.005	-	-	0.000	0.000	0.000		0.010	-	-			0.002		
0.200	0.000	0.000	0.000		0.012	-	-	0.000	0.000	0.000		0.018	-	-			0.000	0.000	0.000		0.028	-	-	0.000	0.000	0.000		0.035	-	-			0.002		
0.250	0.000	0.000	0.000		0.003	-	-	0.000	0.000	0.000		0.007	-	-			0.000	0.000	0.000		0.069	-	-	0.000	0.000	0.000		0.074	-	-			0.003		
0.300	0.000	0.000	0.000		0.001	-	-	0.000	0.000	0.000		0.003	-	-			0.000	0.000	0.000		0.117	-	-	0.000	0.000	0.000		0.119	-	-			0.003		
0.350	0.000	0.000	0.000		0.001	-	-	0.000	0.000	0.000		0.001	-	-			0.000	0.000	0.000		0.167	-	-	0.000	0.000	0.000		0.168	-	-			0.004		
0.400	0.000	0.000	0.000		0.001	-	-	0.000	0.000	0.000		0.001	-	-			0.000	0.000	0.000		0.217	-	-	0.000	0.000	0.000		0.217	-	-			0.004		
0.450	0.000	0.000	0.000		0.001	-	-	0.000	0.000	0.000		0.001	-	-			0.000	0.000	0.000		0.267	-	-	0.000	0.000	0.000		0.267	-	-			0.005		
0.500	0.000	0.000	0.000		0.001	-	-	0.000	0.000	0.000		0.001	-	-			0.000	0.000	0.000		0.317	-	-	0.000	0.000	0.000		0.317	-	-			0.005		
0.550	0.000	0.000	0.000		0.001	-	-						-	-			0.000	0.000	0.000		0.367	-	-					-	-			0.006			
0.600	0.000	0.000	0.000		0.001	-	-						-	-			0.000	0.000	0.000		0.417	-	-					-	-			0.006			
0.700	0.000	0.000	0.000		0.001	-	-						-	-			0.000	0.000	0.000		0.517	-	-					-	-			0.007			
0.800	0.000	0.000	0.000		0.004	-	-						-	-			0.000	0.000	0.000		0.617	-	-					-	-			0.008			
0.900	0.000	0.000	0.000		0.002	-	-						-	-			0.000	0.000	0.000		0.717	-	-					-	-			0.009			
1.000	0.000	0.000	0.000		0.001	-	-						-	-			0.000	0.000	0.000		0.817	-	-					-	-			0.010			
1.100	0.000	0.000	0.000		0.001	-	-						-	-			0.000	0.000	0.000		0.917	-	-					-	-			0.011			
1.200	0.000	0.000	0.000		0.001	-	-						-	-			0.000	0.000	0.000		1.02	-	-					-	-			0.012			
1.300	0.000	0.000	0.000		0.009	-	-						-	-			0.000	0.000	0.000		1.12	-	-					-	-			0.013			
1.400	0.000	0.000	0.000		0.008	-	-						-	-			0.000	0.000	0.000		1.22	-	-					-	-			0.014			
1.500	0.000	0.000	0.000		0.007	-	-						-	-			0.000	0.000	0.000		1.32	-	-					-	-			0.015			
1.600	0.000	0.000	0.000		0.006	-	-						-	-			0.000	0.000	0.000		1.42	-	-					-	-			0.016			
Totals:						0	0							0	0	0	0							0	0	0	0	0	0						
Number of Trades:						0							0	0							0.00							0	0						

OPAP (CR)

(Contract Size: 100 Securities, Exercise Style: American, Physical Delivery)

Exercise Price	Call Options														Put Options																		
	March 2016							April 2016							Other Months		March 2016							April 2016							Other Months		Exercise Price
	Open price	Price max	Price min	Last price	Closing price	Volume	Open Interest	Open price	Price max	Price min	Last price	Closing price	Volume	Open Interest	Volume	Open Interest	Open price	Price max	Price min	Last price	Closing price	Volume	Open Interest	Open price	Price max	Price min	Last price	Closing price	Volume	Open Interest	Volume	Open Interest	
3.600	0.000	0.000	0.000	2.60	-	-	0.000	0.000	0.000	2.61	-	-	0.000	0.000	0.000	0.001	-	-	0.000	0.000	0.000	0.001	-	-	0.000	0.000	0.000	0.001	-	-	0.000	0.000	
3.800	0.000	0.000	0.000	2.40	-	-	0.000	0.000	0.000	2.41	-	-	0.000	0.000	0.000	0.001	-	-	0.000	0.000	0.000	0.001	-	-	0.000	0.000	0.000	0.001	-	-	0.000	0.000	0.038
4.000	0.000	0.000	0.000	2.20	-	-	0.000	0.000	0.000	2.21	-	-	0.000	0.000	0.000	0.001	-	-	0.000	0.000	0.000	0.001	-	-	0.000	0.000	0.000	0.001	-	-	0.000	0.000	0.040
4.400	0.000	0.000	0.000	1.81	-	-	0.000	0.000	0.000	1.82	-	-	0.000	0.000	0.000	0.001	-	-	0.000	0.000	0.000	0.005	-	-	0.000	0.000	0.000	0.005	-	-	0.000	0.000	0.044
4.800	0.000	0.000	0.000	1.41	-	-	0.000	0.000	0.000	1.44	-	-	0.000	0.000	0.000	0.002	-	-	0.000	0.000	0.000	0.022	-	-	0.000	0.000	0.000	0.022	-	-	0.000	0.000	0.048
5.200	0.000	0.000	0.000	1.02	-	-	0.000	0.000	0.000	1.08	-	-	0.000	0.000	0.000	0.015	-	-	0.000	0.000	0.000	0.066	-	-	0.000	0.000	0.000	0.066	-	-	0.000	0.000	0.052
5.600	0.000	0.000	0.000	0.670	-	5	0.000	0.000	0.000	0.769	-	-	0.000	0.000	0.000	0.063	-	-	0.000	0.000	0.000	0.154	-	-	0.000	0.000	0.000	0.154	-	-	0.000	0.000	0.056
6.000	0.000	0.000	0.000	0.386	-	-	0.000	0.000	0.000	0.518	-	-	0.000	0.000	0.000	0.179	-	100	0.000	0.000	0.000	0.302	-	-	0.000	0.000	0.000	0.302	-	-	0.000	0.000	0.060
6.400	0.000	0.000	0.000	0.193	-	-	0.000	0.000	0.000	0.329	-	-	0.000	0.000	0.000	0.386	-	-	0.000	0.000	0.000	0.513	-	-	0.000	0.000	0.000	0.513	-	-	0.000	0.000	0.064
6.800	0.000	0.000	0.000	0.084	-	15	0.000	0.000	0.000	0.194	-	-	0.000	0.000	0.000	0.677	-	200	0.000	0.000	0.000	0.779	-	-	0.000	0.000	0.000	0.779	-	-	0.000	0.000	0.068
7.200	0.000	0.000	0.000	0.032	-	-	0.000	0.000	0.000	0.111	-	-	0.000	0.000	0.000	1.03	-	-	0.000	0.000	0.000	1.10	-	-	0.000	0.000	0.000	1.10	-	-	0.000	0.000	0.072
7.600	0.000	0.000	0.000	0.010	-	-	0.000	0.000	0.000	0.061	-	-	0.000	0.000	0.000	1.41	-	-	0.000	0.000	0.000	1.45	-	-	0.000	0.000	0.000	1.45	-	-	0.000	0.000	0.076
8.000	0.000	0.000	0.000	0.003	-	-	0.000	0.000	0.000	0.031	-	-	0.000	0.000	0.000	1.80	-	-	0.000	0.000	0.000	1.82	-	-	0.000	0.000	0.000	1.82	-	-	0.000	0.000	0.080
8.400	0.000	0.000	0.000	0.001	-	-	0.000	0.000	0.000	0.016	-	-	0.000	0.000	0.000	2.20	-	-	0.000	0.000	0.000	2.21	-	-	0.000	0.000	0.000	2.21	-	-	0.000	0.000	0.084
8.800	0.000	0.000	0.000	0.001	-	-	0.000	0.000	0.000	0.007	-	-	0.000	0.000	0.000	2.60	-	-	0.000	0.000	0.000	2.60	-	-	0.000	0.000	0.000	2.60	-	-	0.000	0.000	0.088
9.200	0.000	0.000	0.000	0.001	-	-							0.000	0.000	0.000	3.00	-	-														0.092	
9.600	0.000	0.000	0.000	0.001	-	-							0.000	0.000	0.000	3.40	-	-														0.096	
10.000	0.000	0.000	0.000	0.001	-	-							0.000	0.000	0.000	3.80	-	-														0.100	
Totals:					0	20					0	0	0	0	0		0	300				0	0	0	0	0	0	0	0	0	0	0	
Number of Trades:						0					0	0	0	0	0		0.00					0	0	0	0	0	0	0	0	0	0	0	

OTE (CR)

(Contract Size: 100 Securities, Exercise Style: American, Physical Delivery)

Exercise Price	Call Options														Put Options																									
	March 2016							April 2016							Other Months		March 2016							April 2016							Other Months		Exercise Price							
	Open price	Price max	Price min	Last price	Closing price	Volume	Open Interest	Open price	Price max	Price min	Last price	Closing price	Volume	Open Interest	Volume	Open Interest	Open price	Price max	Price min	Last price	Closing price	Volume	Open Interest	Open price	Price max	Price min	Last price	Closing price	Volume	Open Interest	Volume	Open Interest								
4.800	0.000	0.000	0.000		3.02	-	-	0.000	0.000	0.000		3.02	-	-			0.000	0.000	0.000		0.001	-	-	0.000	0.000	0.000		0.001	-	-				0.048						
5.200	0.000	0.000	0.000		2.62	-	-	0.000	0.000	0.000		2.63	-	-			0.000	0.000	0.000		0.001	-	-	0.000	0.000	0.000		0.001	-	-			0.052							
5.600	0.000	0.000	0.000		2.22	-	-	0.000	0.000	0.000		2.23	-	-			0.000	0.000	0.000		0.001	-	-	0.000	0.000	0.000		0.005	-	-			0.056							
6.000	0.000	0.000	0.000		1.82	-	-	0.000	0.000	0.000		1.84	-	-			0.000	0.000	0.000		0.002	-	-	0.000	0.000	0.000		0.017	-	-			0.060							
6.400	0.000	0.000	0.000		1.43	-	-	0.000	0.000	0.000		1.48	-	-			0.000	0.000	0.000		0.010	-	60	0.000	0.000	0.000		0.049	-	-			0.064							
6.800	0.000	0.000	0.000		1.05	-	5	0.000	0.000	0.000		1.14	-	-			0.000	0.000	0.000		0.037	-	210	0.000	0.000	0.000		0.110	-	-			0.068							
7.200	0.000	0.000	0.000		0.723	-	-	0.000	0.000	0.000		0.843	-	-			0.000	0.000	0.000		0.105	-	130	0.000	0.000	0.000		0.214	-	-			0.072							
7.600	0.000	0.000	0.000		0.452	-	5	0.000	0.000	0.000		0.600	-	-			0.000	0.000	0.000		0.234	-	30	0.000	0.000	0.000		0.370	-	-			0.076							
8.000	0.000	0.000	0.000		0.258	-	5	0.000	0.000	0.000		0.409	-	-			0.000	0.000	0.000		0.440	-	-	0.000	0.000	0.000		0.579	-	-			0.080							
8.400	0.000	0.000	0.000		0.134	-	-	0.000	0.000	0.000		0.267	-	-			0.000	0.000	0.000		0.716	-	-	0.000	0.000	0.000		0.837	-	-			0.084							
8.800	0.000	0.000	0.000		0.062	-	-	0.000	0.000	0.000		0.167	-	-			0.000	0.000	0.000		1.04	-	-	0.000	0.000	0.000		1.14	-	-			0.088							
9.200	0.000	0.000	0.000		0.027	-	-	0.000	0.000	0.000		0.101	-	-			0.000	0.000	0.000		1.41	-	-	0.000	0.000	0.000		1.47	-	-			0.092							
9.600	0.000	0.000	0.000		0.010	-	-	0.000	0.000	0.000		0.059	-	-			0.000	0.000	0.000		1.79	-	-	0.000	0.000	0.000		1.83	-	-			0.096							
10.000	0.000	0.000	0.000		0.003	-	-	0.000	0.000	0.000		0.033	-	-			0.000	0.000	0.000		2.19	-	-	0.000	0.000	0.000		2.21	-	-			0.100							
11.000	0.000	0.000	0.000		0.002	-	-						-	-			0.000	0.000	0.000		3.19	-	-										0.110							
12.000	0.000	0.000	0.000		0.001	-	-						-	-			0.000	0.000	0.000		4.19	-	-										0.120							
13.000	0.000	0.000	0.000		0.001	-	-						-	-			0.000	0.000	0.000		5.19	-	-										0.130							
14.000	0.000	0.000	0.000		0.001	-	-						-	-			0.000	0.000	0.000		6.19	-	-										0.140							
Totals:							0	15								0	0	0	0								0	430								0	0	0	0	
Number of Trades:							0								0	0								0.00								0								0

PIRAEUS BANK (CR)

(Contract Size: 100 Securities, Exercise Style: American, Physical Delivery)

Exercise Price	Call Options														Put Options																	
	March 2016						April 2016						Other Months		March 2016						April 2016						Other Months		Exercise Price			
	Open price	Price max	Price min	Last price	Closing price	Volume	Open Interest	Open price	Price max	Price min	Last price	Closing price	Volume	Open Interest	Volume	Open Interest	Open price	Price max	Price min	Last price	Closing price	Volume	Open Interest	Open price	Price max	Price min	Last price	Closing price		Volume	Open Interest	Volume
0.050	0.000	0.000	0.000	0.087	-	-	0.000	0.000	0.000	0.087	-	-				0.000	0.000	0.000	0.001	-	-	0.000	0.000	0.000	0.002	-	-					0.001
0.100	0.000	0.000	0.000	0.039	-	-	0.000	0.000	0.000	0.044	-	-				0.000	0.000	0.000	0.002	-	-	0.000	0.000	0.000	0.007	-	-				0.001	
0.150	0.000	0.000	0.000	0.011	-	-	0.000	0.000	0.000	0.019	-	-				0.000	0.000	0.000	0.023	-	-	0.000	0.000	0.000	0.031	-	-				0.002	
0.200	0.000	0.000	0.000	0.002	-	-	0.000	0.000	0.000	0.007	-	-				0.000	0.000	0.000	0.065	-	-	0.000	0.000	0.000	0.070	-	-				0.002	
0.250	0.000	0.000	0.000	0.002	-	-	0.000	0.000	0.000	0.003	-	-				0.000	0.000	0.000	0.113	-	-	0.000	0.000	0.000	0.115	-	-				0.003	
0.300	0.000	0.000	0.000	0.001	-	-	0.000	0.000	0.000	0.001	-	-				0.000	0.000	0.000	0.163	-	-	0.000	0.000	0.000	0.164	-	-				0.003	
0.350	0.000	0.000	0.000	0.001	-	-	0.000	0.000	0.000	0.003	-	-				0.000	0.000	0.000	0.213	-	-	0.000	0.000	0.000	0.213	-	-				0.004	
0.400	0.000	0.000	0.000	0.001	-	-	0.000	0.000	0.000	0.002	-	-				0.000	0.000	0.000	0.263	-	-	0.000	0.000	0.000	0.263	-	-				0.004	
0.450	0.000	0.000	0.000	0.001	-	-	0.000	0.000	0.000	0.001	-	-				0.000	0.000	0.000	0.313	-	-	0.000	0.000	0.000	0.313	-	-				0.005	
0.500	0.000	0.000	0.000	0.001	-	-					-	-				0.000	0.000	0.000	0.363	-	-					-	-				0.005	
0.550	0.000	0.000	0.000	0.001	-	-					-	-				0.000	0.000	0.000	0.413	-	-					-	-				0.006	
0.600	0.000	0.000	0.000	0.001	-	-					-	-				0.000	0.000	0.000	0.463	-	-					-	-				0.006	
0.650	0.000	0.000	0.000	0.001	-	-					-	-				0.000	0.000	0.000	0.513	-	-					-	-				0.007	
0.700	0.000	0.000	0.000	0.001	-	-					-	-				0.000	0.000	0.000	0.563	-	-					-	-				0.007	
0.800	0.000	0.000	0.000	0.003	-	-					-	-				0.000	0.000	0.000	0.663	-	-					-	-				0.008	
Totals:					0	0					0	0	0	0					0	0						0	0	0	0			
Number of Trades:					0						0		0						0.00							0		0				

PPC (CR)

(Contract Size: 100 Securities, Exercise Style: American, Physical Delivery)

Exercise Price	Call Options														Put Options																	
	March 2016						April 2016						Other Months		March 2016						April 2016						Other Months		Exercise Price			
	Open price	Price max	Price min	Last price	Closing price	Volume	Open Interest	Open price	Price max	Price min	Last price	Closing price	Volume	Open Interest	Volume	Open Interest	Open price	Price max	Price min	Last price	Closing price	Volume	Open Interest	Open price	Price max	Price min	Last price	Closing price		Volume	Open Interest	Volume
1.800	0.000	0.000	0.000	1.06	-	-	0.000	0.000	0.000	1.07	-	-				0.000	0.000	0.000	0.001	-	-	0.000	0.000	0.000	0.000	0.001	-	-				
1.900	0.000	0.000	0.000	0.962	-	-	0.000	0.000	0.000	0.966	-	-				0.000	0.000	0.000	0.001	-	-	0.000	0.000	0.000	0.000	0.001	-	-				0.019
2.000	0.000	0.000	0.000	0.862	-	-	0.000	0.000	0.000	0.868	-	-				0.000	0.000	0.000	0.001	-	-	0.000	0.000	0.000	0.000	0.003	-	-				0.020
2.200	0.000	0.000	0.000	0.664	-	-	0.000	0.000	0.000	0.678	-	-				0.000	0.000	0.000	0.002	-	-	0.000	0.000	0.000	0.000	0.012	-	-				0.022
2.400	0.000	0.000	0.000	0.473	-	-	0.000	0.000	0.000	0.502	-	-				0.000	0.000	0.000	0.011	-	-	0.000	0.000	0.000	0.000	0.036	-	-				0.024
2.600	0.000	0.000	0.000	0.305	-	-	0.000	0.000	0.000	0.350	-	-				0.000	0.000	0.000	0.042	-	-	0.000	0.000	0.000	0.000	0.083	-	-				0.026
2.800	0.000	0.000	0.000	0.173	-	-	0.000	0.000	0.000	0.231	-	-				0.000	0.000	0.000	0.110	-	-	0.000	0.000	0.000	0.000	0.164	-	-				0.028
3.000	0.000	0.000	0.000	0.086	-	-	0.000	0.000	0.000	0.141	-	-				0.000	0.000	0.000	0.223	-	-	0.000	0.000	0.000	0.000	0.274	-	-				0.030
3.200	0.000	0.000	0.000	0.037	-	-	0.000	0.000	0.000	0.083	-	-				0.000	0.000	0.000	0.374	-	-	0.000	0.000	0.000	0.000	0.416	-	-				0.032
3.400	0.000	0.000	0.000	0.014	-	20	0.000	0.000	0.000	0.046	-	-				0.000	0.000	0.000	0.551	-	-	0.000	0.000	0.000	0.000	0.579	-	-				0.034
3.600	0.000	0.000	0.000	0.005	-	-	0.000	0.000	0.000	0.024	-	-				0.000	0.000	0.000	0.743	-	-	0.000	0.000	0.000	0.000	0.758	-	-				0.036
3.800	0.000	0.000	0.000	0.001	-	40	0.000	0.000	0.000	0.012	-	-				0.000	0.000	0.000	0.940	-	-	0.000	0.000	0.000	0.000	0.947	-	-				0.038
4.000	0.000	0.000	0.000	0.001	-	-	0.000	0.000	0.000	0.006	-	-				0.000	0.000	0.000	1.14	-	-	0.000	0.000	0.000	0.000	1.14	-	-				0.040
4.400	0.000	0.000	0.000	0.001	-	-	0.000	0.000	0.000	0.001	-	-				0.000	0.000	0.000	1.54	-	-	0.000	0.000	0.000	0.000	1.54	-	-				0.044
4.800	0.000	0.000	0.000	0.001	-	60	0.000	0.000	0.000	0.001	-	-				0.000	0.000	0.000	1.94	-	-	0.000	0.000	0.000	0.000	1.94	-	-				0.048
5.200	0.000	0.000	0.000	0.001	-	-	0.000	0.000	0.000	0.001	-	-				0.000	0.000	0.000	2.34	-	-	0.000	0.000	0.000	0.000	2.34	-	-				0.052
5.600	0.000	0.000	0.000	0.001	-	-					-	-				0.000	0.000	0.000	2.74	-	-					-	-					0.056
6.000	0.000	0.000	0.000	0.001	-	-					-	-				0.000	0.000	0.000	3.14	-	-					-	-					0.060
6.400	0.000	0.000	0.000	0.001	-	-					-	-				0.000	0.000	0.000	3.54	-	-					-	-					0.064
6.800	0.000	0.000	0.000	0.001	-	-					-	-				0.000	0.000	0.000	3.94	-	-					-	-					0.068
7.200	0.000	0.000	0.000	0.001	-	-					-	-				0.000	0.000	0.000	4.34	-	-					-	-					0.072
Totals:					0	120					0	0	0	0					0	0						0	0	0	0			
Number of Trades:					0						0		0						0.00							0		0				

Lending Products	Underlying Title	Multilateral Transactions[1]					Bilateral Transactions[2]		Stock Borrowing through OTC (volume)[3]
		Open Interest[5]	Volume(Offered)	Average Weighted	Transactions volume	Average Weighted	Transactions Volume	Average Weighted	Transactions Volume
AEGNBOR	AEGEAN AIRLINES (CR)	600	9,338	5.31%	600	3.39%	---	---	11,701
ALPHABOR	ALPHA BANK (CR)	83,644	1,381	8.56%	---	---	10,000	0.01%	4,046,605
AETFBOR	ALPHA ETF FTSE Athex Large Cap	---	---	---	---	---	---	---	---
ALMYBOR	ALUMIL (CR)	---	---	---	---	---	---	---	---
ASCOBOR	AS COMPANY SA (CR)	---	---	---	---	---	---	---	---
IATRBOR	ATHENS MEDICAL CENTER SA (CR)	---	39,104	5.31%	---	---	---	---	---
OTOELBOR	AUTOHELLAS SA (CR)	---	1,361	5.31%	---	---	---	---	---
EEEBOR	CC HBC AG (CR)	7,503	1,583	5.31%	1,583	5.31%	---	---	70,546
CENRBOR	CENTRIC HOLDINGS (CR)	---	16,000	5.31%	---	---	---	---	---
SOLKBOR	CORINTH PIPEWORKS SA (CR)	---	---	---	---	---	---	---	---
PLAKRBOR	CRETE PLASTICS SA (CR)	---	---	---	---	---	---	---	---
ELLAKTORBOR	ELLAKTOR (CR)	37,600	48,687	3.31%	5,000	2.65%	---	---	---
ANEMOSBOR	ELTECH ANEMOS S.A. (CR)	---	---	---	---	---	---	---	---
ELTONBOR	ELTON SA (CR)	---	---	---	---	---	---	---	---
EUROBBOR	EUROBANK ERGASIAS (CR)	199,150	51,150	3.31%	51,150	3.31%	100,000	3.00%	1,267,981
EUROCBOR	EUROCONSULTANTS S.A. (CR)	---	---	---	---	---	---	---	---
EUPICBOR	EUROPEAN RELIANCE INSUR. (CR)	---	---	---	---	---	---	---	---
EYDAPBOR	EYDAP S.A. (CR)	5,400	314	3.31%	---	---	---	---	17,780
FFGRPBOR	FOLLI FOLLIE (CR)	8,500	71,895	5.31%	---	---	---	---	508,553
FOYRKBOR	FOURLIS (CR)	---	5,130	5.31%	---	---	---	---	3,850
FRIGOBOR	FRIGOGLOSS SA (CR)	---	5,760	5.31%	---	---	---	---	---
GEKTERNABOR	GEK TERNA (CR)	500	57,638	5.31%	---	---	---	---	---
SARBOR	GR. SARANTIS SA (CR)	---	1,931	5.31%	---	---	---	---	---
EUPROBOR	GRIVALIA PROPERTIES (CR)	19,370	71,451	3.31%	---	---	---	---	45,742
XAKOBOR	HALKOR SA (CB)	---	50,550	5.31%	---	---	---	---	---
EXAEBOR	HELLENIC EXCHANGES-A.S.E. (CR)	31,590	480,939	3.31%	2,800	2.65%	---	---	98,443
ELPEBOR	HELLENIC PETROLEUM (CR)	7,400	122,250	5.31%	---	---	---	---	44,796
HYGEIABOR	HYGEIA SA (CR)	---	48,700	5.31%	---	---	---	---	---
IASOBOR	IASO SA (CR)	---	---	---	---	---	---	---	---
IKTINBOR	IKTINOS HELLAS SA (CR)	---	---	---	---	---	---	---	---
LYKBOR	INFORM P. LYKOS SA (CR)	---	---	---	---	---	---	---	---

Stock Lending Notes

[1] - Multilateral contracts Lending or Borrowing as per Methods 8-1, 8-2 and 8-3-3 (According to ATHEX BoD Resolution No.17)

[2] - Bilateral Contracts Lending or Borrowing as per Methods 8-3-1 and 8-3-2 (According to ATHEX BoD Resolution No.20)

[3] - The information concerning OTC Stock Borrowing Transactions is based on the statements of the Dematerialised Securities System (DSS) operators involved and refers to volumes that have been registered up until the previous working day.

[4] - Average Price (Volume weighted)

[5] - The Data concerning Open Interest before the start of trading session

Lending Products	Underlying Title	Multilateral Transactions[1]					Bilateral Transactions[2]		Stock Borrowing through OTC (volume)[3]
		Open Interest[5]	Volume(Offered)	Average Weighted	Transactions volume	Average Weighted	Transactions Volume	Average Weighted	Transactions Volume
INTRKBOR	INTRACOM HOLDINGS (CR)	---	168,546	5.31%	---	---	---	---	---
INLOTBOR	INTRALOT (CR)	10,131	57,269	5.31%	---	---	---	---	803
AVAXBOR	J & P - AVAX SA (CR)	---	20,335	5.31%	---	---	---	---	---
BELABOR	JUMBO SA (CR)	140,401	5,043	7.64%	4,500	7.44%	---	---	38,765
KLEMBOR	KLEEMAN HELLAS SA (CR)	---	23,512	5.31%	---	---	---	---	---
KORRESBOR	KORRES (CR)	---	---	---	---	---	---	---	---
KRIBOR	KRI-KRI S.A. (CR)	---	47,768	5.31%	---	---	---	---	---
KYRMBOR	KYRIAKIDIS MARBLES SA (CR)	---	5,737	5.31%	---	---	---	---	---
LAMDABOR	LAMDA DEVELOPMENT SA (CR)	---	111	5.31%	---	---	---	---	10,377
MIGBOR	MARFIN INVESTMENT GROUP (CR)	---	73,919	5.31%	---	---	---	---	744,474
METKKBOR	METKA (CR)	3,500	13,432	3.31%	---	---	---	---	965
MLSBOR	MLS MULTIMEDIA SA (CR)	---	9,118	5.31%	---	---	---	---	---
MOHBOR	MOTOR OIL (CR)	64,456	21,549	3.31%	150	2.65%	---	---	35,900
MYTILBOR	MYTILINEOS HOLDINGS (CR)	5,000	170,250	5.31%	---	---	---	---	---
ETEBOR	NATIONAL BANK (CR)	225,631	313,503	5.31%	2,800	2.80%	---	---	1,020,526
ETFASEBOR	NBGAM ETF	---	---	---	---	---	---	---	---
ETFGT3OPBOR	NBGAM ETF GREECE & TURKEY 30	---	---	---	---	---	---	---	---
OPAPBOR	OPAP (CR)	34,077	221,901	3.31%	---	---	---	---	857,278
HTOBOR	OTE (CR)	67,064	25,334	5.16%	---	---	---	---	179,846
PPABOR	P.P.A. S.A. (CR)	97	880	5.31%	---	---	---	---	151
PETROBOR	PETROPOULOS PETROS (CR)	---	---	---	---	---	---	---	---
TPEIRBOR	PIRAEUS BANK (CR)	14,551	481	3.31%	159	2.65%	100,000	3.00%	1,183,662
PLAISBOR	PLAISIO COMPUTERS SA (CR)	---	---	---	---	---	---	---	---
PPCBOR	PPC (CR)	127,508	11,335	3.31%	6,362	2.86%	---	---	1,601,224
QUALBOR	QUALITY & RELIABILITY SA (CR)	---	---	---	---	---	---	---	---
KAMPBOR	REDS S.A. (CR)	---	---	---	---	---	---	---	---
OLYMPBOR	TECHNICAL OLYMPIC SA (CR)	---	9,039	5.31%	---	---	---	---	---
TENERGYBOR	TERNA ENERGY (CR)	---	25,691	5.31%	---	---	---	---	---
EYAPSBOR	THESSALONIKA WATER & SEWERAGE	---	798	5.31%	---	---	---	---	---
PLATBOR	THRACE PLASTICS SA (CR)	---	42,700	5.31%	---	---	---	---	---
TITKBOR	TITAN CEMENT (CR)	3,500	255,410	5.31%	---	---	---	---	3,204

Stock Lending Notes

[1] - Multilateral contracts Lending or Borrowing as per Methods 8-1, 8-2 and 8-3-3 (According to ATHEX BoD Resolution No.17)

[2] - Bilateral Contracts Lending or Borrowing as per Methods 8-3-1 and 8-3-2 (According to ATHEX BoD Resolution No.20)

[3] - The information concerning OTC Stock Borrowing Transactions is based on the statements of the Dematerialised Securities System (DSS) operators involved and refers to volumes that have been registered up until the previous working day.

[4] - Average Price (Volume weighted)

[5] - The Data concerning Open Interest before the start of trading session

Lending Products	Underlying Title	Open Interest[5]	Multilateral Transactions[1]				Bilateral Transactions[2]		Stock Borrowing through OTC (volume)[3]
			Volume(Offered)	Average Weighted	Transactions volume	Average Weighted	Transactions Volume	Average Weighted	Transactions Volume
OLTHBOR	TPA SA (CR)	---	3,462	5.31%	---	---	---	---	---
VIOBOR	VIOHALCO SA/NV (CB)	5,035	5,701	5.31%	---	---	---	---	---

Stock Lending Notes

[1] - Multilateral contracts Lending or Borrowing as per Methods 8-1, 8-2 and 8-3-3 (According to ATHEX BoD Resolution No.17)

[2] - Bilateral Contracts Lending or Borrowing as per Methods 8-3-1 and 8-3-2 (According to ATHEX BoD Resolution No.20)

[3] - The information concerning OTC Stock Borrowing Transactions is based on the statements of the Dematerialised Securities System (DSS) operators involved and refers to volumes that have been registered up until the previous working day.

[4] - Average Price (Volume weighted)

[5] - The Data concerning Open Interest before the start of trading session

Sectors codification for listed companies

533	-	Exploration & Production	537	-	Integrated Oil & Gas
1353	-	Commodity Chemicals	1357	-	Specialty Chemicals
1753	-	Aluminum	1755	-	Nonferrous Metals
1757	-	Steel	1775	-	General Mining
2353	-	Building Materials & Fixtures	2357	-	Heavy Construction
2723	-	Containers & Packaging	2727	-	Diversified Industrials
2733	-	Electrical Components & Equipment	2753	-	Commercial Vehicles & Trucks
2757	-	Industrial Machinery	2773	-	Marine Transportation
2777	-	Transportation Services	2791	-	Business Support Services
2797	-	Industrial Suppliers	3535	-	Distillers & Vintners
3537	-	Soft Drinks	3573	-	Farming Fishing & Plantations
3577	-	Food Products	3722	-	Durable Household Products
3726	-	Furnishings	3728	-	Home Construction
3747	-	Toys	3763	-	Clothing & Accessories
3765	-	Footwear	3767	-	Personal Products
3785	-	Tobacco	4533	-	Health Care Providers
4535	-	Medical Equipment	4577	-	Pharmaceuticals
5337	-	Food Retailers & Wholesalers	5371	-	Apparel Retailers
5373	-	Broadline Retailers	5375	-	Home Improvement Retailers
5379	-	Specialty Retailers	5553	-	Broadcasting & Entertainment
5555	-	Media Agencies	5557	-	Publishing
5751	-	Airlines	5752	-	Gambling
5753	-	Hotels	5755	-	Recreational Services
5757	-	Restaurants & Bars	5759	-	Travel & Tourism
6535	-	Fixed Line Telecommunications	6575	-	Mobile Telecommunications
7535	-	Conventional Electricity	7537	-	Alternative Electricity
7577	-	Water	8355	-	Banks
8534	-	Insurance Brokers	8536	-	Property & Casualty Insurance
8633	-	Real Estate Holding & Development	8637	-	Real Estate Services
8671	-	Industrial & Office REITs	8675	-	Specialty REITs
8775	-	Specialty Finance	8777	-	Investment Services
8985	-	Equity Investment Instruments	9533	-	Computer Services
9535	-	Internet	9537	-	Software
9572	-	Computer Hardware	9574	-	Electronic Office Equipment
9578	-	Telecommunications Equipment	12003	-	ETF



ATHEXGROUP
Όμιλος Χρηματιστηρίου Αθηνών

Λεωφ. Αθηνών 110 104 42 Αθήνα
110, Athinon Ave. GR 104 42 Athens
tel. (+30)210-33.66.800, fax (+30)210-33.66.101
www.athexgroup.gr