



ATHEXGROUP
Athens Exchange Group

Hellenic Exchanges – Athens Stock Exchange S.A.



2016

δελτιο ημερησιων συναλλαγων

daily official list

Tuesday, 23 February, 2016
Year: 137 Trading Day No: 36



Disclaimer:

Hellenic Exchanges-Athens Stock Exchange S.A endeavours to ensure that the data and other material ("Information") presented on the Daily Official List are accurate and complete, but it is not liable for any errors or omissions of data or /and for the accuracy, credibility, updating and completeness of the aforesaid information nor it has any liability arising directly or indirectly from the use of the above Information.

The Company is not liable for the accuracy of the data included in listed companies' announcements. Only the sender of such an announcement is fully and solely liable for any infringement of third party's rights from the content of such announcement. All contents of the Daily Official List are provided only for information purposes and do not constitute investment advice or solicitation to invest in securities or other products listed for trading on the Exchange.

You acknowledge and agree that the Company is the owner of any property rights related to any Information appearing on the Daily Official List including intellectual property rights copyright, trademarks, etc.

The above data are a property of the Hellenic Exchanges-Athens Exchange and are copyright protected. Users are forbidden to reproduce, modify, copy, sale, transmit or redistribute, by all reproduction means and methods, part or the whole of the above data, without reference to their source.

The commercial exploitation of these data is, also, forbidden by third parties. Hellenic Exchanges-Athens Exchange does not carry any responsibility, direct or indirect, derived from usage or accidental alteration of the above data when used by third parties.

Hellenic Exchanges – Athens Stock Exchange S.A.

110 Athinon Ave., 10442 Athens, Tel: (210) 33.66.800, Fax: (210) 32.13.938

www.helex.gr

Thessalonica Stock Exchange Center (T.S.E.C)

16-18 Katouni Str., Thessalonica 546 25 Tel: (2310) 567.667, Fax: (2310) 530.545

Athex Members Guarantee Fund

14-16 Fidiou Str., Athens 106 78, Tel: (210) 33.04.682, Fax: (210) 33.04.155

Hellenic Republic Capital Market Commission

1 Kolokotroni Str. & 1 Stadiou Str., Athens 10562 Tel: (210) 33.77.100 Fax: (210) 33.77.173

Table of Contents

Section 1: Statistical Figures of Securities, Derivatives and Lending

Summary of Markets

Athex Indices

Analytic Figures for Athex Market's Boards and Categories

Trading Details by Athex Sectors and Financial Instruments (ETFs)

Top 10 best & worst performing Shares

Derivatives Summary

Section 2: Analytic Figures of Shares Transactions

Analytic Figures of Shares Transactions

Shares' Notes

Section 3: Figures of Securities Transactions

Securities Blocks Details

Shares Rights Details

Stock Borrowing

Shares Forced Sales

Forced Sales Registered Shares

Exchange Traded Funds (ETFs) Characteristics

Section 5: Bonds traded in Fixed Income Assets Market

Corporate Bonds

Government Bonds

Treasury Bills & Zero Coupon Government Bonds

Government Bonds Traded with the Open Outcry Method

State Banks Bonds

Section 6: Additional Infos

Athex & ATHEXClear Members List

List of Stocks under Market Making operations

Equity Investment Instruments Acknowledgements

Section 7: Derivatives Market Analytic Figures

Index Futures

Stock Futures

Index Options

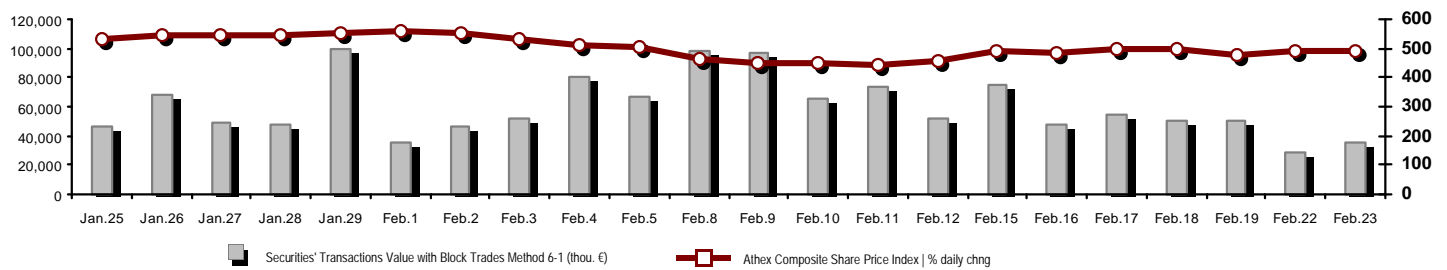
Stock Options

Stock Lending Analytic Figures

Appendix A: Sectors codification for listed companies

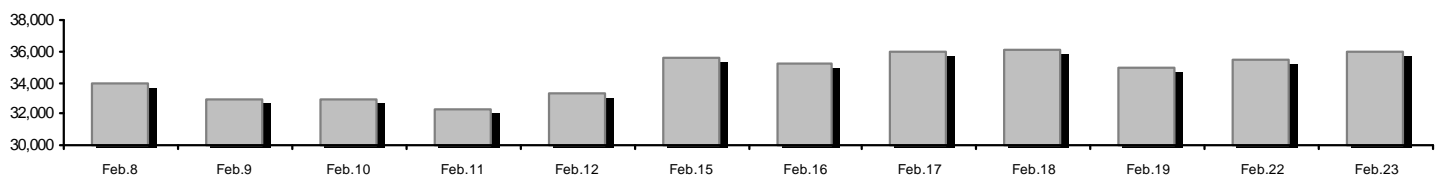
Summary of Markets

Athex Composite Share Price Index vs Shares and Derivatives Transactions Value

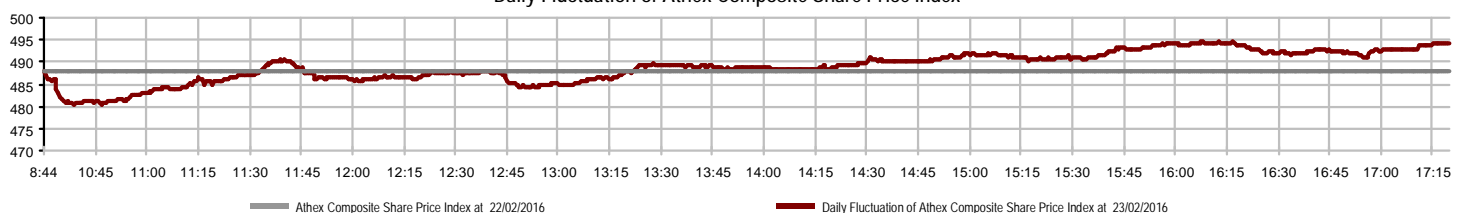


Athex Capitalisation (mill. €) **:	35,971.96	Derivatives Total Open Interest	215,605
Daily change: mill. € %	483.61 1.36%	in Index Futures % daily chng	13,185 4.13%
Yearly Avg Capitalisation: mill. € % chng prev year Avg	38,855.22 -10.94%	in Stock Futures % daily chng	198,191 0.62%
Athex Composite Share Price Index % daily chng	493.97 1.23%	in Index Options % daily chng	3,262 3.92%
Athex Composite Share Price Index Capitalisation (mill. €)	31,771.12	in Stock Options % daily chng	967 0.52%
Daily change (mill. €)	419.60		
Securities' Transactions Value with Block Trades Method 6-1 (35,819.83	Derivatives Contracts Volume:	60,569
Daily change: thou. € %	6,512.94 22.22%	Daily change: pieces %	16,443 37.26%
YtD Avg Trans. Value: thou. € % chng prev year Avg	67,395.02 -21.28%	YtD Avg Derivatives Contracts % chng prev year Avg	59,143 -9.99%
Blocks Transactions Value of Method 6-1 (thou. €)	2,830.28	Derivatives Trades Number:	2,819
Blocks Transactions Value of Method 6-2 & 6-3 (thou. €)	32.35	Daily change: number %	154 5.78%
Bonds Transactions Value (thou. €)	0.00	YtD Avg Derivatives Trades number % chng prev year Avg	2,673 -18.20%
Securities' Transactions Volume with Block Trades Method 6-1 (th	62,491.52	Lending Total Open Interest	912,067
Daily change: thou. pieces %	7,354.84 13.34%	Daily change: pieces %	24,134 2.72%
YtD Avg Volume: thou. pieces % chng prev year Avg	125,174.74 -35.16%	Lending Volume (Multilateral/Bilateral)	153,272
Blocks Transactions Volume of Method 6-1 (thou. Pieces)	1,066.64	Daily change: pieces %	-29,469 -16.13%
Blocks Transactions Volume of Method 6-2 & 6-3 (thou. Pieces)	113.80	Multilateral Lending	39,872
Bonds Transactions Volume (thou. pieces)	0.00	Bilateral Lending	113,400
Securities' Trades Number with Block Trades Method 6-1	17,170	Lending Trades Number:	39
Daily change: number %	-67 -0.39%	Daily change: thou. € %	0 0.00%
YtD Avg Derivatives Trades number % chng prev year Avg	23,116 -14.40%	Multilateral Lending Trades Number	34
Number of Blocks Method 6-1	6	Bilateral Lending Trades Number	5
Number of Blocks Method 6-2 & 6-3	4		
Number of Bonds Transactions	0		

Athex Capitalisation (mill. €) **



Daily Fluctuation of Athex Composite Share Price Index



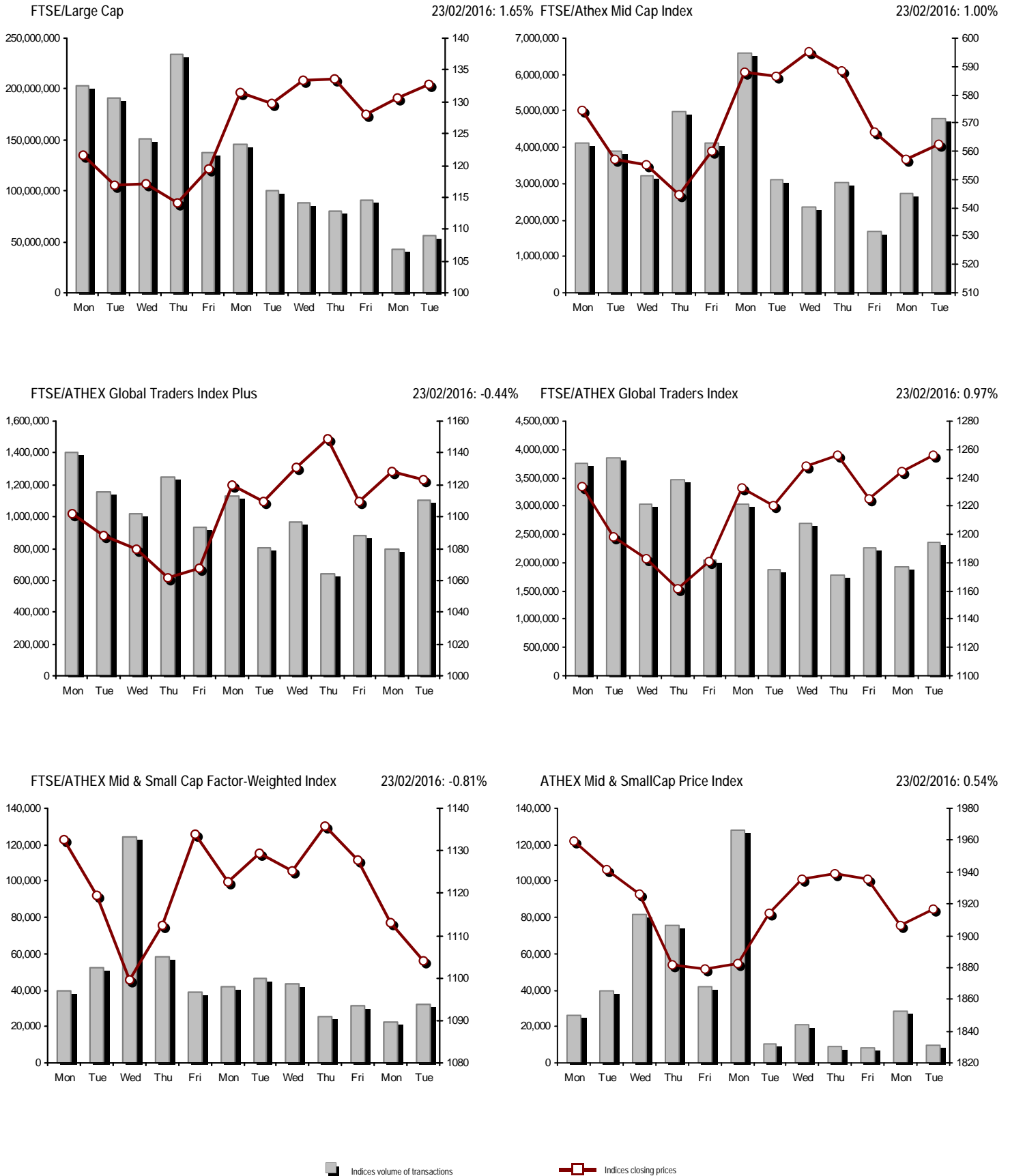
Athex Indices

Index name	23/02/2016	22/02/2016	pts.	%	Min	Max	Year min	Year max	Year change
Athex Composite Share Price Index	493.97 #	487.97	6.00	1.23%	480.17	494.48	420.82	631.35	-21.76% €
FTSE/Athex Large Cap	132.68 #	130.52	2.16	1.65%	127.87	133.07	107.52	183.34	-27.63% €
FTSE/ATHEX Custom Capped	440.52 #	432.24	8.28	1.92%			390.34	576.80	-25.07% €
FTSE/ATHEX Custom Capped - USD	348.29 #	344.18	4.10	1.19%			317.45	446.81	-23.93% €
FTSE/Athex Mid Cap Index	562.59 #	557.03	5.56	1.00%	550.36	567.00	515.21	820.16	-31.09% €
FTSE/ATHEX-CSE Banking Index	21.58 #	20.92	0.66	3.15%	19.72	21.75	13.57	44.84	-51.61% €
FTSE/ATHEX Global Traders Index Plus	1,123.02 €	1,128.03	-5.01	-0.44%	1,103.47	1,128.03	1,031.55	1,278.16	-11.89% €
FTSE/ATHEX Global Traders Index	1,255.97 #	1,243.95	12.02	0.97%	1,225.74	1,256.01	1,129.41	1,426.71	-11.97% €
FTSE/ATHEX Mid & Small Cap Factor-Weighted Ind	1,104.15 €	1,113.13	-8.98	-0.81%	1,085.82	1,113.13	1,066.64	1,261.08	-12.06% €
Greece & Turkey 30 Price Index	446.36 #	440.49	5.87	1.33%	438.20	448.07	396.10	455.35	-3.85% €
ATHEX Mid & SmallCap Price Index	1,916.54 #	1,906.33	10.21	0.54%	1,879.57	1,920.87	1,848.24	2,183.18	-11.76% €
FTSE/Athex Market Index	325.25 #	320.07	5.18	1.62%	313.73	326.27	265.17	449.96	-27.72% €
FTSE Med Index	4,781.68 #	4,706.03	75.65	1.61%			4,396.47	5,530.53	-13.54% €
Athex Composite Index Total Return Index	734.99 #	726.06	8.93	1.23%	714.47	735.76	626.16	939.41	-21.76% €
FTSE/Athex Large Cap Total Return	183.03 #	180.05	2.98	1.66%			157.44	246.77	-27.62% €
FTSE/ATHEX Large Cap Net Total Return	546.74 #	537.86	8.88	1.65%	526.91	548.34	443.06	755.50	-27.63% €
FTSE/ATHEX Custom Capped Total Return	472.73 #	463.84	8.89	1.92%			418.87	618.97	-25.07% €
FTSE/ATHEX Custom Capped - USD Total Return	373.75 #	369.35	4.40	1.19%			340.66	479.47	-23.93% €
FTSE/Athex Mid Cap Total Return	691.65 #	684.82	6.83	1.00%			669.55	1,008.35	-31.09% €
FTSE/ATHEX-CSE Banking Total Return Index	21.03 #	20.39	0.64	3.14%			15.92	42.34	-51.64% €
Greece & Turkey 30 Total Return Index	546.28 #	527.64	18.64	3.53%			502.35	562.63	-5.11% €
Hellenic Mid & Small Cap Index	617.04 #	612.97	4.07	0.66%	606.41	618.65	560.15	722.84	-13.77% €
FTSE/Athex Banks	28.52 #	27.64	0.88	3.18%	26.05	28.74	17.93	59.24	-51.60% €
FTSE/Athex Insurance	1,464.60 ~	1,464.60	0.00	0.00%	1,390.84	1,485.67	1,274.94	1,517.28	-0.71% €
FTSE/Athex Financial Services	801.66 €	812.92	-11.26	-1.39%	776.74	817.92	634.69	996.19	-17.69% €
FTSE/Athex Industrial Goods & Services	1,431.61 €	1,432.10	-0.49	-0.03%	1,419.38	1,446.64	1,385.37	1,844.00	-21.54% €
FTSE/Athex Retail	2,139.93 €	2,144.30	-4.37	-0.20%	2,097.70	2,144.30	1,826.41	2,526.06	-15.29% €
FTSE/ATHEX Real Estate	2,306.97 #	2,273.56	33.41	1.47%	2,265.13	2,315.46	2,179.99	2,502.99	-4.67% €
FTSE/Athex Personal & Household Goods	5,166.18 #	5,015.05	151.13	3.01%	5,015.05	5,196.35	4,433.32	5,241.11	2.03% #
FTSE/Athex Food & Beverage	6,970.47 #	6,970.41	0.06	0.00%	6,899.59	7,018.87	5,952.97	7,376.68	-5.51% €
FTSE/Athex Basic Resources	1,394.24 #	1,367.24	27.00	1.97%	1,334.22	1,398.37	1,200.24	1,648.25	-14.71% €
FTSE/Athex Construction & Materials	1,678.73 #	1,672.12	6.61	0.40%	1,604.58	1,678.73	1,500.04	1,915.96	-10.63% €
FTSE/Athex Oil & Gas	2,271.87 #	2,234.25	37.62	1.68%	2,205.71	2,281.06	1,860.37	2,447.68	-5.81% €
FTSE/Athex Chemicals	6,709.74 ~	6,709.74	0.00	0.00%	6,564.59	6,903.28	6,190.46	6,951.67	-1.51% €
FTSE/Athex Travel & Leisure	1,120.86 #	1,098.68	22.18	2.02%	1,067.49	1,126.50	982.74	1,426.44	-21.34% €
FTSE/Athex Technology	530.78 #	530.16	0.62	0.12%	520.17	532.52	489.05	598.90	-7.21% €
FTSE/Athex Telecommunications	1,965.33 #	1,921.29	44.04	2.29%	1,893.77	1,984.60	1,802.93	2,543.37	-22.73% €
FTSE/Athex Utilities	1,313.52 #	1,298.05	15.47	1.19%	1,277.60	1,334.24	1,136.34	1,734.68	-21.60% €
FTSE/Athex Health Care	81.69 €	83.27	-1.58	-1.90%	77.72	84.86	61.86	94.38	-3.74% €
Athex All Share Index	126.74 #	125.03	1.71	1.37%	126.74	126.74	113.39	162.12	-22.92% €
Hellenic Corporate Bond Index	97.21 €	97.23	-0.02	-0.02%			96.90	100.40	-3.25% €
Hellenic Corporate Bond Price Index	90.81 €	90.87	-0.06	-0.07%			90.58	94.61	-4.16% €

Note 1: Greece & Turkey 30 Pr data is the indicative at 17:20, whereas FTSE/ATHEX Custom Capped, FTSE/ATHEX Custom Capped - USD, FTSE/ATHEX Custom Capped TR, FTSE/ATHEX Custom Capped - USD TR, FTSE/Med 100 & Greece & Turkey 30 Rt., Hellenic Corporate Bond Price Index, Hellenic Corporate Bond Index closing prices refer to the previous trading day of 19/02/2016.

Note 2: The Hellenic Mid & Small Cap Index is a Customized index calculated by the Athens Exchange.

Athex Indices



Analytic Figures for Athex Market's Boards and Categories

	Total Traded Securities	Main Market	Low Dispersion	Other Categories (*)	Exchange Traded Funds (ETFs)	Warrants
Totals	122	98	7	12	2	3
Gain / Lose / Same:	48 / 54 / 20	40 / 43 / 15	3 / 3 / 1	4 / 6 / 2	1 / 1 / 0	0 / 1 / 2
Athex Capitalisation (mill. €) **	35,971.96	33,357.94	2,469.94	144.08		
Daily Average Trans/ons Value(thou.€)	67,395.02	67,386.19	58.09	6.14	20.40	4.28
Transactions Value	35,852.19	35,834.48	11.73	0.97	3.04	1.96
Main Board:	32,989.55	32,971.84	11.73	0.97	3.04	1.96
Blocks Board 6_2_3:	2,862.63	2,862.63	0.00	0.00	0.00	0.00
Forced Sales Board:	0.00	0.00	0.00	0.00	0.00	0.00
Special Terms Board:	0.00	0.00	0.00	0.00	0.00	0.00
Daily Average Transactions Volume	125,174,742	122,564,705	21,507	100,815	14,306	2,588,511
Transactions Volume	62,605,320	61,501,529	7,876	19,653	552	1,075,710
Main Board:	61,424,880	60,321,089	7,876	19,653	552	1,075,710
Blocks Board 6_2_3:	1,180,440	1,180,440	0	0	0	0
Forced Sales Board:	0	0	0	0	0	0
Special Terms Board:	0	0	0	0	0	0
Daily Average Number of Trades	23,116	22,969	41	58	5	44
Number of Trades	17,174	17,074	34	41	4	21
Main Board:	17,164	17,064	34	41	4	21
Blocks Board 6_2_3:	10	10	0	0	0	0
Forced Sales Board:	0	0	0	0	0	0
Special Terms Board:	0	0	0	0	0	0

(*) Summarised Transactions figures for Under Deletion and Under Supervision Categories. (**) The Market Capitalization of the Companies that belong in the Under Supervision Status is not included.

Trading Details by Athex Sectors and Financial Instruments (ETFs)

Code	Sectors	Gain / Lose / Same	Number of Trades	Transactions Volume	Transactions Value	% of Total Trans. Value
8300	- Banks	5 / 2 / 3	7,942	55,774,331	18,711,152.44	52.19%
1700	- Basic Resources	4 / 2 / 0	536	136,661	394,525.27	1.10%
1300	- Chemicals	1 / 1 / 1	43	11,778	40,956.90	0.11%
2300	- Construction & Materials	5 / 7 / 2	914	458,674	1,096,249.29	3.06%
12000	- Financial Instruments	1 / 1 / 0	4	552	3,043.60	0.01%
8700	- Financial Services	1 / 2 / 1	780	3,248,644	632,705.62	1.76%
3500	- Food & Beverage	4 / 7 / 1	212	52,387	742,168.96	2.07%
4500	- Health Care	1 / 2 / 3	36	14,185	1,517.86	0.00%
2700	- Industrial Goods & Services	5 / 8 / 2	963	278,208	582,014.12	1.62%
8500	- Insurance	0 / 0 / 1	9	3,457	4,866.11	0.01%
5500	- Media	1 / 0 / 0	18	4,505	157.11	0.00%
500	- Oil & Gas	1 / 1 / 0	636	396,811	1,644,360.68	4.59%
3700	- Personal & Household Goods	6 / 7 / 2	736	358,024	3,128,515.63	8.73%
8600	- Real Estate	3 / 3 / 1	229	51,100	179,323.00	0.50%
5300	- Retail	0 / 1 / 0	304	23,162	337,491.51	0.94%
9500	- Technology	3 / 2 / 1	184	32,525	62,294.04	0.17%
6500	- Telecommunications	1 / 0 / 0	1,128	458,869	3,231,917.59	9.01%
5700	- Travel & Leisure	4 / 5 / 2	1,494	903,527	3,956,376.47	11.04%
7500	- Utilities	2 / 3 / 0	1,006	397,920	1,102,549.20	3.08%

Top 10 best & worst performing Shares

Main Market

With positive Price change	Closing price	change	With negative Price change	Closing price	change
MARFIN INVESTMENT GROUP (CR)	0.065	16.07% #	TECHNICAL OLYMPIC SA (CR)	0.660	-7.95% €
PIRAEUS BANK (CR)	0.135	11.57% #	CRETE PLASTICS SA (CR)	3.50	-7.41% €
EUROBANK ERGASIAS (CR)	0.437	5.56% #	PLAISIO COMPUTERS SA (CR)	4.10	-3.53% €
ELLAKTOR (CR)	1.26	5.00% #	HELLENIC EXCHANGES-A.S.E. (CR)	4.31	-3.15% €
TPA SA (CR)	19.50	4.28% #	AEGEAN AIRLINES (CR)	6.43	-2.28% €
NATIONAL BANK (CR)	0.172	3.61% #	TITAN CEMENT CO. (PR)	7.91	-1.98% €
JUMBO SA (CR)	10.20	3.34% #	THESSALONIKA WATER & SEWERAGE	2.80	-1.75% €
LAMDA DEVELOPMENT SA (CR)	3.63	3.13% #	ELTECH ANEMOS S.A. (CR)	0.583	-1.52% €
OPAP (CR)	6.08	3.05% #	ALPHA BANK (CR)	1.30	-1.52% €
MOTOR OIL (CR)	9.60	2.67% #	P.P.A. S.A. (CR)	10.77	-1.19% €
With the highest Transactions Value	Value (thou. €)	change	With the highest Transactions Volume	Volume	change
ALPHA BANK (CR)	10,429.69	-1.52% €	PIRAEUS BANK (CR)	24,073,781	11.57% #
OPAP (CR)	3,427.80	3.05% #	NATIONAL BANK (CR)	15,108,094	3.61% #
OTE (CR)	3,231.92	2.29% #	ALPHA BANK (CR)	8,033,013	-1.52% €
PIRAEUS BANK (CR)	3,051.92	11.57% #	EUROBANK ERGASIAS (CR)	5,873,050	5.56% #
JUMBO SA (CR)	3,048.23	3.34% #	MARFIN INVESTMENT GROUP (CR)	3,147,400	16.07% #
NATIONAL BANK (CR)	2,545.21	3.61% #	ATTICA BANK S.A. (CR)	1,074,799	0.00% -
EUROBANK ERGASIAS (CR)	2,492.05	5.56% #	OPAP (CR)	572,181	3.05% #
HELLENIC PETROLEUM (CR)	1,319.71	-0.27% €	BANK OF CYPRUS (CR)	532,715	0.78% #
PPC (CR)	953.76	2.08% #	OTE (CR)	458,869	2.29% #
CC HBC AG (CR)	730.96	0.00% -	HELLENIC PETROLEUM (CR)	362,549	-0.27% €

Note: Stocks that are not included in the "Low Dispersion" and "Under Supervision" categories, and the transactions value is more than 10,000 €.

Derivatives Summary

	Number of Trades	Volume	Open Interest
Index Futures	409	3,835	13,185
FTSE/Athex Large Cap	409	3,835	13,185
Stock Futures	2,390	56,596	198,191
ALPHA BANK (CR)	364	8,101	10,826
CC HBC AG (CR)	2	6	137
CORINTH PIPEWORKS SA (CR)	2	3	621
ELLAKTOR (CR)	42	223	1,562
EUROBANK ERGASIAS (CR)	293	7,551	18,833
EYDAP S.A. (CR)	1	1	289
FOLLI FOLLIE (CR)	6	14	290
FRIGOGLASS SA (CR)	23	134	1,172
GEK TERNA (CR)	25	131	7,617
GRIVALIA PROPERTIES (CR)	5	14	77
HELLENIC EXCHANGES-A.S.E. (CR)	26	117	614
HELLENIC PETROLEUM (CR)	72	209	4,846
INTRALOT (CR)	1	1	254
JUMBO SA (CR)	52	153	628
MARFIN INVESTMENT GROUP (CR)	46	1,089	34,380
METKA (CR)	6	18	376
MOTOR OIL (CR)	19	81	483
MYTILINEOS HOLDINGS (CR)	35	103	5,587
NATIONAL BANK (CR)	417	12,632	61,260
OPAP (CR)	143	660	2,479
OTE (CR)	146	677	4,686
P.P.A. S.A. (CR)	4	5	399
PIRAEUS BANK (CR)	461	23,851	32,426
PPC (CR)	181	757	5,705
TERNA ENERGY (CR)	1	1	1,173
TITAN CEMENT (CR)	15	49	477
VIOHALCO SA/NV (CB)	2	15	994
Index Options	19	133	3,262
FTSE/Athex Large Cap	19	133	3,262
Stock Options	1	5	967
ALPHA BANK (CR)	0	0	82
NATIONAL BANK (CR)	0	0	0
OPAP (CR)	1	5	320
OTE (CR)	0	0	445
PIRAEUS BANK (CR)	0	0	0
PPC (CR)	0	0	120
Total Derivatives Traded	2,819	60,569	215,605

Number of Outstanding Securities	Nominal Value	Dividends [1] 2013 2014 2015	Date of Last Dividend [2]	Coupon Right	Note	Shares	Closing price	% change	Previous closing price/date	Open price	Price min	Price max	Last price	Avg price	Last Bid [7]	Last Ask [7]	P/E after	Year	Volume	Trades	Transactions Value[8]	Company Mkt Value (thou. €)	Year low	Year high	Sector[4]
4,419,616	1.58	---	---	---	21/07/2011	04/03/2015	4983	MEDICON S.A (CR)	0.465	---	0.465	22/02/2016	---	---	---	---	2.66	2014	---	---	---	2,055.12	0.465	0.465	4535
20,231,328	0.600	---	---	---	15/07/2008	25/06/2004	4879	NIKAS SA (CR)	0.100	---	0.100	22/02/2016	---	---	---	---	---	2014	---	---	---	2,023.13	0.070	0.100	3577
14,967,940	0.500	---	---	---	21/05/2008	04/01/2008	4956	PASAL DEVELOPMENT S.A. (CR)	0.110	---	0.110	22/02/2016	---	---	---	---	---	2014	---	---	---	1,646.47	0.058	0.112	8633
40,946,303	0.360	---	---	---	18/07/2005	27/11/2007	5089	PC SYSTEMS SA (CR)	0.011	---	0.011	22/02/2016	---	---	---	---	---	2014	---	---	---	450.41	0.007	0.014	9533
18,750,000	0.300	---	---	---	02/07/2001	31/12/2012	4985	PEGASUS PUBLISHING S.A. (CR)	0.093	---	0.093	22/02/2016	---	---	---	---	---	2014	---	---	---	1,743.75	0.052	0.120	5557
24,319,250	0.300	---	---	---	09/07/2002	04/07/2007	5054	PROODEFTIKH SA (CR)	0.075	---	0.075	22/02/2016	---	---	---	---	2.63	2014	---	---	---	1,823.94	0.052	0.092	2357
65,326,268	0.530	---	---	---	04/07/2007	19/07/2006	4750	SATO SA (CR)	0.103	---	0.103	22/02/2016	---	---	---	---	---	2014	---	---	---	6,728.61	0.103	0.103	3726
7,914,480	0.300	---	---	---	23/06/2008	29/06/2011	4888	SFKIANAKIS SA (CR)	0.472	---	0.472	22/02/2016	---	---	---	---	---	2014	---	---	---	3,735.63	0.460	5.64	5379
10,186,667	1.35	---	---	---	24/06/2008	02/02/2016	4887	SIDMA SA (CR)	0.183	---	0.183	22/02/2016	---	---	---	---	---	2014	---	---	---	1,864.16	0.096	0.195	1757
151,189,500	0.300	---	---	---	16/07/2009	11/02/2016	5108	TELETIPOS SA (CR)	0.054	---	0.054	22/02/2016	---	---	---	---	---	2014	---	---	---	8,164.23	0.054	0.070	5553
16,383,428	0.300	---	---	---	25/06/2002	21/06/2013	4997	VARVARESSOS SA (CB)	0.007	16.67	# 0.006	22/02/2016	0.007	0.007	0.007	0.007	0.007	2014	30	2	0.21	114.68	0.006	0.007	3763
13,191,620	0.620	---	---	---	04/08/2010	09/09/2002	4977	YALCO - CONSTANTINOU SA (CB)	0.112	---	0.112	22/02/2016	---	---	---	---	---	2014	---	---	---	1,477.46	0.112	0.143	3722

Under Deletion

1,130,180	0.440	---	---	---	20/06/2003	02/07/2014	5092	COMPUCON SA (CR)	0.019	---	0.019	22/02/2016	---	---	---	---	---	2014	---	---	---	21.47	0.018	0.019	9537
9,567,289	0.300	---	---	---	01/07/2004	19/11/2007	5062	MARAC ELECTRONICS (CR)	0.298	---	0.298	22/02/2016	---	---	---	---	---	2014	---	---	---	2,851.05	0.298	0.298	9578
766,000	1.00	---	---	---	01/07/2004	11/12/2012	4937	TRIA ALFA SA (CR)	1.80	---	1.80	22/02/2016	---	---	---	---	---	2014	---	---	---	1,712.00	1.80	1.80	3763
245,000	1.00	---	---	---	19/07/2010	11/12/2012	4938	TRIA ALFA SA (PR)	1.36	---	1.36	22/02/2016	---	---	---	---	---	2014	---	---	---	1,712.00	1.36	1.36	3763
4,737,503	0.320	---	---	---	22/06/2005	22/09/2015	5091	VARANGIS AVEPE S.A. (CR)	0.300	---	0.300	22/02/2016	---	---	---	---	---	2014	---	---	---	1,421.25	0.300	0.300	3726

Suspension Status

5,000,000	0.400	---	---	---	03/06/2009	01/09/2014	5087	ALCO HELLAS SA (CR)	0.180	---	0.180	31/03/2015	---	---	---	---	---	---	---	---	---	900.00	0.180	0.180	1753
5,025,000	0.300	---	---	---	05/07/2005	14/03/2002	5023	ALSINCO S.A (CR)	0.043	---	0.043	29/11/2013	---	---	---	---	---	---	---	---	---	216.08	0.043	0.043	3763
215,246,452	0.300	---	---	---	25/06/2001	24/09/2001	4446	ALTEC SA (CR)	0.012	---	0.012	30/11/2015	---	---	---	---	---	---	---	---	---	2,582.96	0.012	0.012	9533
1,750,955,549	0.600	---	---	---	19/05/2008	08/12/2011	4911	ATE (CR)	0.155	---	0.155	27/07/2012	---	---	---	---	---	---	---	---	---	271,398.11	0.155	0.155	8355
21,382,067	0.300	---	---	---	02/10/2006	15/02/2006	4628	ATERMON (CR)	0.120	---	0.120	31/03/2010	---	---	---	---	---	---	---	---	---	2,565.85	0.120	0.120	5555
81,644,555	0.300	---	---	---	01/07/2008	02/09/2002	5098	ATTI - KAT SA (CR)	0.012	---	0.012	29/05/2015	---	---	---	---	---	---	---	---	---	979.73	0.012	0.012	2357
105,423,498	0.510	---	---	---	01/07/2004	28/12/2005	4920	AVENIR S.A. (CR)	0.046	---	0.046	30/08/2012	---	---	---	---	---	---	---	---	---	4,849.48	0.046	0.046	5752
33,930,000	0.300	---	---	---	03/07/2006	30/05/2001	4865	BABIS VOVOS SA (CR)	0.304	---	0.304	30/03/2012	---	---	---	---	---	---	---	---	---	10,314.72	0.304	0.304	8633
20,121,710	1.21	---	---	---	27/07/1992	12/03/2003	5002	BALKAN R.E. (CR)	0.190	---	0.190	29/08/2013	---	---	---	---	---	---	---	---	---	3,823.12	0.190	0.190	8633
21,920,570	0.300	---	---	---	03/07/2007	13/12/1999	4702	CARDASSILARIS SA (CR)	0.140	---	0.140	30/11/2010	---	---	---	---	---	---	---	---	---	3,068.88	0.140	0.140	3577
54,547,634	0.500	---	---	---	25/04/2005	21/01/2009	4860	CH.TEGOPOULOS PUBL. SA (CR)	0.038	---	0.038	29/03/2012	---	---	---	---	---	---	---	---	---	2,072.81	0.038	0.038	5557
30,159,583	0.470	---	---	---	26/06/2008	29/12/2010	5047	DIAS A/C (CR)	0.050	---	0.050	26/03/2014	---	---	---	---	---	---	---	---	---	1,507.98	0.050	0.050	3573
7,847,611	1.20	---	---	---	01/08/2007	28/09/2011	4939	EDRASIS - C. PSALLIDAS SA (CR)	0.150	---	0.150	29/11/2012	---	---	---	---	---	---	---	---	---	1,177.14	0.150	0.150	2357
5,750,000	0.300	---	---	---	12/12/2008	12/12/2011	4929	ELECTRONIKI ATHINON SA (CR)	0.480	---	0.480	28/09/2012	---	---	---	---	---	---	---	---	---	2,760.00	0.480	0.480	5375
24,605,397	0.400	---	---	---	29/06/1995	27/05/2002	4651	EMPORIKOS DESMOS SA (CR)	0.080	---	0.080	31/05/2010	---	---	---	---	---	---	---	---	---	2,134.04	0.080	0.080	3722
1,182,903	0.400	---	---	---	01/07/1996	27/05/2002	4652	EMPORIKOS DESMOS SA (PR)	0.140	---	0.140	31/05/2010	---	---	---	---	---	---	---	---	---	2,134.04	0.140	0.140	3722
7,326,648	1.00	---	---	---	26/07/2006	24/07/2001	4921	FINTEXPOR SA (CR)	0.328	---	0.328	30/08/2012	---	---	---	---	---	---	---	---	---	2,403.14	0.328	0.328	3763

Number of Outstanding Securities	Nominal Value	Dividends [1] 2013 2014 2015	Date of Last Coupon Dividend [2]	Date of Last Coupon Right	Note	Shares	Closing price	% change	Previous closing price/date	Open price	Price min	Price max	Last price	Avg price	Last Bid [7]	Last Ask [7]	P/E after	Year	Volume	Trades	Transactions Value[8]	Company Mkt Value (thou. €)	Year low	Year high	Sector[4]	
13,692,227	1.47	---	---	---	07/07/2006	08/10/1999	5049	HELLENIC FABRICS SA (CR)	0.117	---	0.117	31/03/2014	---	---	---	---	---	---	---	---	---	---	1,601.99	0.117	0.117	3763
30,390,000	0.310	---	---	---	18/08/2008	29/12/2006	5099	HELLENIC FISHFARMING SA (CR)	0.070	---	0.070	02/06/2015	---	---	---	---	---	---	---	---	---	---	2,127.30	0.070	0.070	3573
24,619,524	0.500	---	---	---	10/10/1986	30/12/2002	4914	KERAMIA-ALLATINI (CR)	0.088	---	0.088	30/08/2012	---	---	---	---	---	---	---	---	---	---	2,166.52	0.088	0.088	8633
7,840,373	1.20	---	---	---	18/07/2002	05/03/2003	4765	KLONATEX SA (PR)	0.080	---	0.080	16/05/2011	---	---	---	---	---	---	---	---	---	---	1,453.75	0.080	0.080	3763
20,663,047	1.20	---	---	---	21/08/2000	05/03/2003	4764	KLONATEX SA (CR)	0.040	---	0.040	16/05/2011	---	---	---	---	---	---	---	---	---	---	1,453.75	0.040	0.040	3763
17,544,600	0.600	---	---	---	03/07/2000	01/08/2000	4868	KOYMBAS SYNERGY GROUP (CR)	0.132	---	0.132	30/03/2012	---	---	---	---	---	---	---	---	---	---	2,315.89	0.132	0.132	8775
66,937,526	0.700	---	---	---	13/08/2010	21/05/2003	5003	MICHANIKI SA (CR)	0.100	---	0.100	29/08/2013	---	---	---	---	---	---	---	---	---	---	9,186.78	0.100	0.100	2357
25,968,987	0.700	---	---	---	13/08/2010	21/05/2003	5004	MICHANIKI SA (PR)	0.096	---	0.096	29/08/2013	---	---	---	---	---	---	---	---	---	---	9,186.78	0.096	0.096	2357
13,555,100	1.00	---	---	---	08/07/2005		4576	MICROLAND COMPUTERS SA (CR)	0.640	---	0.640	14/07/2009	---	---	---	---	---	---	---	---	---	---	8,675.26	0.640	0.640	5379
255,459,600	0.300	---	---	---	26/06/2000	03/12/2010	5101	NEL SA (CR)	0.070	---	0.070	31/08/2015	---	---	---	---	---	---	---	---	---	---	17,882.17	0.070	0.070	5759
23,463,874	0.800	---	---	---	23/05/2003	21/12/1999	4918	NEORION SA (CR)	0.125	---	0.125	30/08/2012	---	---	---	---	---	---	---	---	---	---	2,932.98	0.125	0.125	2753
42,501,273	0.300	---	---	---	26/06/2007	10/08/2009	4993	NUTRIART (CR)	0.049	---	0.047	# 20/06/2013	---	---	---	---	---	---	---	---	---	---	2,082.56	0.049	0.049	3577
20,210,127	1.53	---	---	---	27/06/1997	20/03/2000	5061	PARNASSOS ENTERP. (CR)	0.070	---	0.070	30/05/2014	---	---	---	---	---	---	---	---	---	---	1,414.71	0.070	0.070	8775
25,583,146	0.300	---	---	---	25/06/2001	03/12/2008	4723	PETZETAKIS SA (CR)	0.260	---	0.260	28/01/2011	---	---	---	---	---	---	---	---	---	---	6,651.62	0.260	0.260	1357
9,550,386	0.500	---	---	---	01/07/1997	12/06/2008	4626	PRAXITELIO SA (CR)	0.390	---	0.390	31/03/2010	---	---	---	---	---	---	---	---	---	---	4,430.09	0.390	0.390	4533
1,306,368	0.500	---	---	---	01/07/1997	12/06/2008	4627	PRAXITELIO SA (PR)	0.540	---	0.540	31/03/2010	---	---	---	---	---	---	---	---	---	---	4,430.09	0.540	0.540	4533
62,683,822	0.300	---	---	---	27/05/2008	09/01/2006	4830	PROTON BANK S.A. (CR)	0.180	---	0.180	07/10/2011	---	---	---	---	---	---	---	---	---	---	11,283.09	0.180	0.180	8355
25,667,143	0.320	---	---	---	03/07/2000	18/12/2007	4548	SAOS (CR)	1.56	---	0.780	# 31/03/2009	---	---	---	---	---	---	---	---	---	---	40,040.74	1.56	1.56	2773
26,408,040	0.300	---	---	---	01/07/1997	26/05/1999	4464	SHEET STEEL SA (CR)	0.120	---	0.120	28/11/2008	---	---	---	---	---	---	---	---	---	---	3,168.96	0.120	0.120	1757
60,221,300	0.400	---	---	---	01/07/2002	01/11/2010	5022	SHELMAN SA (CR)	0.080	---	0.080	29/11/2013	---	---	---	---	---	---	---	---	---	---	4,817.70	0.080	0.080	2353
29,060,950	0.340	---	---	---	20/08/2007	24/10/2001	5088	SPIDER METAL INDUSTRY SA (CR)	0.008	---	0.008	31/03/2015	---	---	---	---	---	---	---	---	---	---	232.49	0.008	0.008	2757
26,262,660	0.900	---	---	---	01/07/2008	24/02/2011	4954	SPRIDER STORES (CR)	0.031	---	0.031	28/03/2013	---	---	---	---	---	---	---	---	---	---	814.14	0.031	0.031	5371
144,688,060	0.600	---	---	---	21/04/2008	10/03/2010	4982	T BANK (CR)	0.048	---	0.052	# 29/11/2011	---	---	---	---	---	---	---	---	---	---	6,945.03	0.048	0.048	8355
6,523,780	0.530	---	---	---	01/07/2002	06/03/2001	4971	TECHNICAL PUBLICATIONS SA (CR)	0.006	---	0.006	31/05/2013	---	---	---	---	---	---	---	---	---	---	39.14	0.006	0.006	5557
13,920,000	0.320	---	---	---	19/11/2001	01/08/2000	4726	TEXAPRET SA (CR)	0.080	---	0.080	28/02/2011	---	---	---	---	---	---	---	---	---	---	1,113.60	0.080	0.080	3763
510,840	1.00	---	---	---	15/07/2008	21/11/2013	5036	TROPEA HOLDING (CR)	2.00	---	0.020	# 30/03/2012	---	---	---	---	---	---	---	---	---	---	1,021.68	2.00	2.00	3722
284,465,964	3.70	---	---	---	20/06/2008	15/06/2009	4913	TT HELLENIC POSTBANK (CR)	0.168	---	0.239	# 29/08/2012	---	---	---	---	---	---	---	---	---	---	47,790.28	0.168	0.168	8355
89,616,200	0.300	---	---	---	21/08/2000	28/06/2007	4616	UNITED TEXTILES (CR)	0.050	---	0.050	24/02/2010	---	---	---	---	---	---	---	---	---	---	4,480.81	0.050	0.050	3763
71,683,906	0.400	---	---	---	15/06/2005	05/02/2008	4953	XATZIOANNOU (CR)	0.026	---	0.026	28/03/2013	---	---	---	---	---	---	---	---	---	---	1,863.78	0.026	0.026	3763

Shares' Notes

Code	Note text
()	- Adjusted dividends.
*	- Last adjusted closing price.
[1]	- Net dividends.
[2]	- The "Date of Last Coupon" for New listings refers to the date company's stocks started to trade in Athex
[3]	- The Company Market Value is referred to the number of outstanding shares
[4]	- Sectors codification can be found in Appendix A
[5]	- The Market Value refers to the total number of shares listed (including their several classes) in the exchange by the company.
[6]	- P/E greater than 100
[7]	- Last view of the Order Book before the end of the trading session
[8]	- All Blocks Methods' Transactions Value are included.
4446	- Transfer to the "Under Supervision" Category as of 20/10/2008.
4464	- Suspension of trading as of 1/12/2008.
4548	- Suspension of trading as of 1/4/2009.
4576	- Suspension of trading as of 14/7/2009.
4616	- Suspension of trading as of 25/2/2010.
4626	- Suspension of trading as of 1/4/2010.
4627	- Suspension of trading as of 1/4/2010.
4628	- Suspension of trading as of 1/4/2010.
4651	- Suspension of trading as of 1/6/2010.
4652	- Suspension of trading as of 1/6/2010.
4690	- Transfer to Surveillance category as of 4/4/2006.
4702	- Suspension of trading as of 1/12/2010.
4723	- Suspension of trading as of 31/1/2011.
4726	- Suspension of trading as of 1/3/2011.
4750	- Transfer to the "Under Surveillance Category" from 8/4/2011.
4764	- Suspension of trading as of 20/5/2011.
4765	- Suspension of trading as of 20/5/2011.
4795	- The final gross (pre-tax) dividend is € 0.30 per share and subject to withholding tax on the full dividend amount, i.e. 0,45 per share, for those shareholders liable to withholding tax, in accordance with the applicable tax law provisions.
4814	- Transfer to the Low Dispersion Category as of 30/5/2011.
4815	- Transfer to the Low Dispersion Category as of 30/5/2011.
4816	- Transfer to the Low Dispersion Category as of 30/5/2011.
4817	- Transfer to the Low Dispersion Category as of 30/5/2011.
4820	- Transfer to the Low Dispersion category as of 18/4/2008.
4822	- Transfer to the Low Dispersion category as of 30/5/2011.
4823	- Transfer to the Low Dispersion category as of 4/4/2006.
4827	- Transfer to the Low Dispersion category as of 5/5/2010.
4830	- Suspension of trading as of 10/10/2011.
4844	- Transfer to the Surveillance category from 8/4/2011.
4857	- The 793,906,274 new (CR) shares, resulting from the recent share capital increase through a rights issue, are not yet admitted to trading on the ATHEX.
4860	- Suspension of trading as of 30/3/2012.
4865	- Suspension of trading as of 2/4/2012.
4868	- Suspension of trading as of 2/4/2012.
4879	- Transfer to the Surveillance Category as of 10/4/2012.
4881	- Transfer to the Surveillance Category as of 10/4/2012.
4882	- Transfer to the Surveillance Category as of 10/4/2012.
4886	- Transfer to the Surveillance Category as of 10/4/2012.
4887	- Transfer to the Surveillance Category as of 10/4/2012.
4888	- Transfer to the Surveillance Category as of 10/4/2012.
4911	- Lift of suspension from 30/7/2012.
4912	- Transfer to the Surveillance Category as of 31/7/2012.
4913	- Suspension of trading as of 30/8/2012.

Shares' Notes

Code	Note text
4914	- Suspension of trading as of 31/8/2012.
4918	- Suspension of trading as of 31/8/2012.
4920	- Suspension of trading as of 31/8/2012.
4921	- Suspension of trading as of 31/8/2012.
4929	- Suspension of trading as of 1/10/2012.
4937	- Transfer to the UNDER DELETION category as of 30/11/2012.
4938	- Transfer to the UNDER DELETION category as of 30/11/2012.
4939	- Suspension of trading as of 30/11/2012.
4953	- Suspension of trading as of 2/4/2013.
4954	- Suspension of trading as of 2/4/2013.
4955	- Transfer to the Surveillance Category as from 5/4/2013.
4956	- Transfer to the Surveillance Category as from 5/4/2013.
4957	- Transfer to the Surveillance Category as from 5/4/2013.
4958	- Transfer to the Surveillance Category as from 5/4/2013.
4959	- Transfer to the Surveillance Category as from 5/4/2013.
4971	- Suspension of trading as of 3/6/2013.
4977	- Transfer to the "Under Surveillance Category" from 11/6/2013.
4978	- Transfer to the Under Supervision Category as of 11/6/2013.
4982	- Suspension of trading as of 1/12/2011.
4983	- Transfer to the Surveillance Category as of 5/4/2013.
4985	- Transfer to the "Under Surveillance Category" from 8/4/2011.
4993	- Suspension of trading as of 21/6/2013 (15:18).
4997	- Transfer to the Under Supervision Category as of 21/12/2009. - The 6,870,053 new (CB) shares, resulting from the recent share capital increase through a rights issue, are not yet admitted to trading on the ATHEX.
5002	- Suspension of trading as of 30/08/2013.
5003	- Suspension of trading as of 30/08/2013.
5004	- Suspension of trading as of 30/08/2013.
5007	- Transfer to the Surveillance category, as of 11/10/2013.
5022	- Suspension of trading as of 2/12/2013.
5023	- Suspension of trading as of 2/12/2013.
5031	- The 612,300 new (CR) shares, resulting from the recent share capital increase through a rights issue, are not yet admitted to trading on the ATHEX.
5033	- Transfer to the Surveillance Category as of 25/11/2011. The 97,144,575new (CR) shares, resulting from the recent share capital increase through a rights issue, are not yet admitted to trading on the ATHEX.
5036	- The company's share is under suspension of trading as of 2/4/2012. During suspension, the company proceeded and concluded a share reverse split, according to which - after the conclusion of the corporate action - the total number of the company's shares, as well as, the last closing price of 30/03/2012 were adjusted.
5046	- Transfer to the Low Dispersion category as of 8/4/2011.
5047	- Suspension of trading as of 27/3/2014.
5049	- Under suspension of trading as of 1/4/2014.
5054	- Transfer to the Surveillance Category as of 10/4/2014.
5055	- Transfer to the Surveillance Category as of 10/4/2014.
5057	- Transfer to the Surveillance Category as of 29/12/2011.
5058	- Transfer to the Surveillance Category as of 29/12/2011.
5061	- Suspension of trading as of 2/6/2014.
5062	- Transfer to the UNDER DELETION category as of 4/6/2014.
5080	- Suspension of trading as of 6/9/2011.
5083	- Transfer to the Surveillance Category as of 06/03/2015.
5087	- Suspension of trading as of 1/4/2015.
5088	- Suspension of trading as of 1/4/2015.
5089	- Transfer to the Surveillance Category as of 8/4/2015.
5091	- Transfer to the UNDER DELETION category as of 8/4/2015.
5092	- Transfer to the UNDER DELETION category as of 8/4/2015.
5093	- Transfer to the Surveillance Category as of 8/4/2015.
5094	- Transfer to the Surveillance Category as of 8/4/2015.
5095	- Transfer to the Surveillance Category as from 9/4/2015.

Shares' Notes

Code	Note text
5097	- Transfer to the Surveillance Category as of 10/4/2012.
5098	- Suspension of trading as of 2/6/2015.
5099	- Suspension of trading as of 3/6/2015.
5100	- Transfer to the Low Dispersion Category as of 24/6/2015.
5101	- Suspension of trading as of 1/9/2015.
5103	- The 2,495,784,996 new (CR) shares, resulting from the recent share capital increase through a rights issue, are not yet admitted to trading on the ATHEX.
5104	- Transfer to the "Low Dispersion" Category as of 31/10/2014. Change of the company name from "MIG REAL ESTATE R.E.I.C." to "NBG PANGAEA R.E.I.C." as of 30/12/2015.
5108	- Share capital increase in progress through a rights issue. Rights' trading period on ATHEX: 16/02/2016 - 25/02/2016, pre-emption rights' subscription period: 16/02/2016 - 01/03/2016. Transfer to the Surveillance Category from 8/4/2011.

Securities Blocks Details

Securities	Block Volume	Price	Block Trade Value	Time of approval	Note
JUMBO SA (CR)	32,539	9.92	322,786.88	11:02:25	20
ALPHA BANK (CR)	6,800	1.50	10,200.00	11:09:35	14
PIRAEUS BANK (CR)	35,000	0.141	4,938.50	11:10:14	14
NATIONAL BANK (CR)	58,000	0.181	10,498.00	11:10:50	14
EUROBANK ERGASIAS (CR)	14,000	0.480	6,715.80	11:11:35	14
JUMBO SA (CR)	69,101	10.10	697,920.10	11:51:22	20
HELLENIC PETROLEUM (CR)	200,000	3.64	728,000.00	12:27:56	20
OTE (CR)	40,000	7.04	281,600.00	13:51:03	20
JUMBO SA (CR)	50,000	10.10	505,000.00	14:03:13	20
EUROBANK ERGASIAS (CR)	675,000	0.437	294,975.00	17:11:44	20

Blocks Notes

- 9 - Method 6-1 / Special Fees
- 10 - Method 6-1 / Special Fees, SDS
- 14 - Method 6-3 / Settlement, Incomplete Buy and Sell
- 18 - Method 6-2 / SPOT 1
- 19 - Method 6-2 / SPOT 2
- 20 - Method 6-1 and Method 6-1 Same Day Settlement
- 21 - Other Pre-agreed

Shares Rights Details

Occured date	Exercise from	Exercise until	Trading until	Rights	Price min	Price max	Closing price	Last Bid	Last Ask	Volume	Trades	Transactions Value
11/02/2016	16/02/2016	01/03/2016	25/02/2016	TELETIPOS S.A. (CR)	---	---	---	---	---	---	---	---

Shares Forced Sales

Securities	Transaction s Volume	Number of Trades	Transactions Value	Note
------------	-------------------------	---------------------	-----------------------	------

No Forced Transactions.

Forced Sales Notes

- 1 - Normal Forced Sale.
- 2 - Forced Sales of Fixed Registered Shares.
- 3 - Forced Sales of Remaining Stock Fractions.

Forced Sales Registered Shares

Securities	Start Date	End Date	Initial Volume	Remaining Volume	Date	Avg price (day)	Avg price (period)	Number of Trades	Transactions Volume	Transactions Value
------------	------------	----------	----------------	------------------	------	-----------------	--------------------	------------------	---------------------	--------------------

No Fixed Registered Shares Forced Sales.

Forced Sales Notes

According to Decision 1/380/04.05.2008 of the Hellenic Republic Capital Market Commission, the certificated registered shares that have not been deposited to the issuer for dematerialisation, will be auctioned in the Athens Exchange by the supervising issuer. Forced sales procedure is held according to Article 99A of the Athens Exchange Rulebook. The average price of the period is calculated by dividing the Total transactions value by the Total volume and includes all the transactions made until the current date.

Exchange Traded Funds (ETFs) Characteristics

	Transactions Date (T)	Creation / Redemption	Units (T-1)	New Units (T-1)	Redemption Units (T-1)	Units (T) [1]	Fund Assets [2]	Net Unit Price	Dividend per	Dividend Date
NBGAM ETF ΓΔ Χ.Α.	23/02/2016	25,000	294,878	---	---	294,878	1,685,493.00	5.7159	---	27/10/2011
ALPHA ETF FTSE Athex Large Cap	23/02/2016	50,000	6,030,903	---	---	6,030,903	7,931,655.00	1.3152	0.06	03/08/2015
NBGAM ETF GREECE & TURKEY 30	23/02/2016	25,000	388,550	---	---	388,550	2,038,080.00	5.2453	---	27/10/2011

ETFs Notes

[1] - Units (T) = Units (T-1) + New Units (T-1) - Redemption Units (T-1)

[2] - The Creation / Redemption Units of T-1 are included.

Corporate Bonds

Num Listed Bonds	Nominal price	Issue price	Today's Rate	Exp. Date	Duration (years)	Note	Coupon attached		Trading	Corporate Bonds	Price min	Price max	Closing price	Previous closing		Volume	Transactions Value	Last order			ear min	Year max
							Common	Preferred						price	price/date			Price	Buy / Sell	Date		
1,794,284	13.76	9.77	0.00	21/10/2025	18	---	---	---	1	NIREUS S.A. (Convertible to CR shares)	---	---	---	12.0000	29/01/2014	---	---	11.0000	B	17/11/2014	12.0000	12.0000
212,237,880	1.00	1.00	6.30	29/07/2020	7	---	11	---	1	MARFIN INVESTMENT GROUP S.A. SERIES B (BOND)	---	---	---	0.8500	23/08/2013	---	---	1.0000	B	28/11/2014	0.8500	0.8500
163,076,727	1.00	1.00	7.00	29/07/2019	6	---	11	---	1	MARFIN INVESTMENT GROUP S.A. SERIES A (BOND)	---	---	---	1.0000	23/08/2013	---	---	1.0000	B	28/11/2014	1.0000	1.0000

Corporate Bonds Notes

Transactions Volume = (Pieces) * (Nominal Price). Transactions Value = (Pieces) * (Nominal Price) * (price %) + (Accrued interest).

The price of a Bond is stated as a percentage (%) of Bond's Nominal Price.

Nominal Price in Euros (€), except if it is noted differently.

Government Bonds

Number Listed Bonds	Nominal price	Today's Rate	Accrued Interest Calc	Exp. Date [1]	Duration (years)	Note	Coupons Date	Curr. coupon value	Trading Unit	Government Bonds	Price min	Price max	Closing price	Previous closing price/date	Volume	Transactions Value	Price	Last order Buy / Sell	Date
1,792,455,803	1.00	4.30	Actual/Actual	24/02/2023	11	---	24/02	4.30	1	GGB-FXD-240223-11Y-2.000-1.00	---	---	---	10.0000 22/06/2015	---	---	---	---	---
1,771,485,249	1.00	4.30	Actual/Actual	24/02/2024	12	---	24/02	4.30	1	GGB-FXD-240224-12Y-2.000-1.00	---	---	---	10.0000 22/06/2015	---	---	---	---	---
1,744,316,583	1.00	4.30	Actual/Actual	24/02/2025	13	---	24/02	4.30	1	GGB-FXD-240225-13Y-2.000-1.00	---	---	---	10.0000 22/06/2015	---	---	---	---	---
1,498,761,836	1.00	4.30	Actual/Actual	24/02/2026	14	---	24/02	4.30	1	GGB-FXD-240226-14Y-2.000-1.00	---	---	---	10.0000 22/06/2015	---	---	---	---	---
1,469,952,920	1.00	4.30	Actual/Actual	24/02/2027	15	---	24/02	4.30	1	GGB-FXD-240227-15Y-2.000-1.00	---	---	---	10.0000 22/06/2015	---	---	---	---	---
1,525,434,082	1.00	4.30	Actual/Actual	24/02/2028	16	---	24/02	4.30	1	GGB-FXD-240228-16Y-2.000-1.00	---	---	---	10.0000 22/06/2015	---	---	---	---	---
1,503,860,546	1.00	4.30	Actual/Actual	24/02/2029	17	---	24/02	4.30	1	GGB-FXD-240229-17Y-2.000-1.00	---	---	---	10.0000 22/06/2015	---	---	---	---	---
1,435,418,132	1.00	4.30	Actual/Actual	24/02/2030	18	---	24/02	4.30	1	GGB-FXD-240230-18Y-2.000-1.00	---	---	---	10.0000 22/06/2015	---	---	---	---	---
1,368,045,727	1.00	4.30	Actual/Actual	24/02/2031	19	---	24/02	4.30	1	GGB-FXD-240231-19Y-2.000-1.00	---	---	---	10.0000 22/06/2015	---	---	---	---	---
1,373,758,194	1.00	4.30	Actual/Actual	24/02/2032	20	---	24/02	4.30	1	GGB-FXD-240232-20Y-2.000-1.00	---	---	---	10.0000 22/06/2015	---	---	---	---	---
1,452,639,893	1.00	4.30	Actual/Actual	24/02/2033	21	---	24/02	4.30	1	GGB-FXD-240233-21Y-2.000-1.00	---	---	---	10.0000 22/06/2015	---	---	---	---	---
1,410,344,954	1.00	4.30	Actual/Actual	24/02/2034	22	---	24/02	4.30	1	GGB-FXD-240234-22Y-2.000-1.00	---	---	---	10.0000 22/06/2015	---	---	---	---	---
1,444,202,190	1.00	4.30	Actual/Actual	24/02/2035	23	---	24/02	4.30	1	GGB-FXD-240235-23Y-2.000-1.00	---	---	---	10.0000 22/06/2015	---	---	---	---	---
1,505,138,031	1.00	4.30	Actual/Actual	24/02/2036	24	---	24/02	4.30	1	GGB-FXD-240236-24Y-2.000-1.00	---	---	---	10.0000 22/06/2015	---	---	---	---	---
1,396,254,095	1.00	4.30	Actual/Actual	24/02/2037	25	---	24/02	4.30	1	GGB-FXD-240237-25Y-2.000-1.00	---	---	---	10.0000 22/06/2015	---	---	---	---	---
1,382,167,704	1.00	4.30	Actual/Actual	24/02/2038	26	---	24/02	4.30	1	GGB-FXD-240238-26Y-2.000-1.00	---	---	---	10.0000 22/06/2015	---	---	---	---	---
1,337,331,257	1.00	4.30	Actual/Actual	24/02/2039	27	---	24/02	4.30	1	GGB-FXD-240239-27Y-2.000-1.00	---	---	---	10.0000 22/06/2015	---	---	---	---	---
1,371,908,706	1.00	4.30	Actual/Actual	24/02/2040	28	---	24/02	4.30	1	GGB-FXD-240240-28Y-2.000-1.00	---	---	---	10.0000 22/06/2015	---	---	---	---	---
1,360,659,778	1.00	4.30	Actual/Actual	24/02/2041	29	---	24/02	4.30	1	GGB-FXD-240241-29Y-2.000-1.00	---	---	---	10.0000 22/06/2015	---	---	---	---	---
1,432,747,403	1.00	4.30	Actual/Actual	24/02/2042	30	---	24/02	4.30	1	GGB-FXD-240242-30Y-2.000-1.00	---	---	---	10.0000 22/06/2015	---	---	---	---	---
742,153	1,000.00	0.93	FLR Actual/360	10/08/2019	5	---	10/02 - 10/08	---	1	GGB-FLT-100819-05Y-0.934-1.000	---	---	---	---	---	---	---	---	---
4,030,827	1,000.00	4.75	Actual/Actual	17/04/2019	5	---	17/04	4.75	1	GGB-FXD-170419-05Y-4.750-1.000	---	---	---	---	---	---	---	---	---
2,089,066	1,000.00	3.38	Actual/Actual	17/07/2017	3	---	17/07	3.38	1	GGB-FXD-170717-03Y-3.375-1.000	---	---	---	---	---	---	---	---	---

Government Bonds Notes

Transactions Volume = (Pieces) * (Nominal Price). Transactions Value = (Pieces) * (Nominal Price) * (price %) + (Accrued interest).

The Value of current coupon for the issues with NV 0.01 euro refers to NV 100 euros

FLR: Floating Interest Rate.

[1] - The Expiration Date of the interest bearing period and the Date for coupon payment.

Bonds in Circulation	Currency / Min nominal traded Value	Coupons Payment Date	Current Coupon Value	Note	Coupon Attached	Trading Unit	Issue Date	Duration (years)	Today's Interest	A.I.C in days	Bonds	Last price of previous days	Last Outcry in Cash (euro) Price Buy / Sell	Trades in Pieces	Life min	Life Max			
Bonds of International Organizations																			
1,000,000	EUR / 1000	21/07	---	---	10	1	21/07/2006	10	5.0 FLR	360	EUROPEAN INVESTMENT BANK BOND	97.50	16/04/2007	---	---	---	---		
Corporate Bonds in Foreign Currency and Euro																			
103,746	GBP / 10	01/12	0.25	---	57	1	01/12/1930	98	2.5	360	National Mortgage Bank	2.27	05/02/1996	2.27	S	05/02/1996	---	2.27	2.27
0	GBP / 10	01/12	0.25	---	59	1	01/12/1928	100	2.5	360	National Mortgage Bank	---	---	---	---	---	---	---	---

Government Bonds Notes

A.I.C: Accrued Interest Calculation base.

FLR: Floating Interest Rate.

The minimum tradeable Nominal Value for all Demeterialised Government Titles is 100 Euros.

Athex & ATHEXClear Members List

Member Name	Stock Market			Derivatives Market		ATHEXClear Member				
	Address	Phone	Fax	Market Member	Remote Member	Market Maker	Proprietary	Market Maker	General Clearing	Direct Clearing
A. SARRIS SECURITIES S.A.				a						
6, DRAGATSANIOU ATHINA	+30 2103367700	210-3312324								
ALPHA FINANCE INVESTMENT SERVICES S.A.				a		a	a	a	a	
5, MERLIN STR. ATHINA	(210)-3677400	(210)-3311193								
ALPHA BANK A.E.									a	
40, STADIOU STR ATHINA	(210)-3265546 (210)-3260000	(210)-3265811 (210)-3264116								
ARGUS STOCKBROKERS LTD				a	a		a			
25 , AVENUE DEMOSTHENI SEVERI NICOSIA	+357 22717000	0035722717070								
ATLANTIC SECURITIES LIMITED				a	a					
37, PRODROMOU NICOSIA	+357 22445400	00357 22661914								
ATLAS SECURITIES S.A.				a			a			
, MICHALAKOPOULOU 125 & VERVAION 14-16 ATHINA	+30 2103363300	210-3238925								
ATTICA BANK S.A.									a	
54, AKADIMIAS STR. ATHINA	(210)-3390757	(210)-3646090								
23, OMIROU STR. ATHINA	(210)-3669000	(210)-3669410								
AXIA VENTURES GROUP LTD				a	a					
, KRANDIOTI 10, OFFICE 102 NICOSIA	+357 22742000	357 22742001								
AXON SECURITIES S.A.				a			a			
48, STADIOU ATHINA	+30 2103363800	210-3243903								
BANK OF AMERICA MERRILL LYNCH				a	a					
2 , KING EDWARD STREET LONDON	+44 20276281000									
BETA SECURITIES S.A.				a		a	a	a	a	
29 , ALEXANDRAS AVEN. & VRAILA ATHINA	+30 2106478900	210-6410139								
BNP PARIBAS SECURITIES SERVICES S.A.									a	
, VASILISSIS SOFIAS 94 & KERASOUNTOS 1 ATHINA	+30 2107468500	210-7468579-581								
CAPITAL SECURITIES S.A.				a			a			
58, MITROPOLEOS ATHINA	+30 2103369700	+30 210 3369820								
CFS SECURITIES-INVESTMENT SERVICES S.A.				a						
6, DRAGATSANIOU ATHINA	+30 2103360800	+30 210-3360980								
CITIGROUP GLOBAL MARKET LTD				a	a					
1, CITIGROUP CENTER , CANADA SQ., CANARY WHARF LONDON	+44 02079864000									
CREDIT SUISSE SECURITIES (EUROPE) LIMITED				a	a					
, ONE CABOT SQUARE LONDON	+44 2078888888									
CYCLOS SECURITIES S.A.				a			a			a
39, PANEPISTIMIOU ATHINA	+30 2103364300	+30 210-3239122								
D.A. TSEKOURAS SEC. S.A.				a						
33, STADIOU ATHINA	+30 2103245100	210-3211997								
DELTASTOCK AD										a
115, MEGAPARK OFFICE BUILDING, OFFICE AREA E, G TSARIGRADSKOJ 39-42	+35928115051	+35928115049								
DEUTSCHE BANK S.A.				a	a		a			
1 , GREAT WINCHESTER STREET LONDON	+44 20 754 54209	00441133361437								
DYNAMIC SECURITIES S.A.				a			a			a
8, OMIROU ATHINA	+30 2103677700	210-3677777								
EL. PETROPOULAKIS SECURITIES S.A.				a			a			
9, ARISTEIDOU ATHINA	+30 2103213928	+30 210-3216810								
ESTINVEST S.A.										a
9, TH REPUBLICII STREET FOCSANI	+40 237238900	+40 237237471								
EUROBANK ERGASIAS S.A.									a	
8, OTHONOS STR. ATHINA	(210)-3337969 (210)-3337000	(210)-3245916 (210)-3233866								
EUROBANK SECURITIES INVESTMENT FIRM S.A				a		a	a	a		a
, FILELLINON 10 & XENOFONTOS 13 ATHINA	+30 2103720000	210-3720001								
EUROCORP SECURITIES S.A.				a			a			a
14, SQ.FILIKIS ETAIRIAS ATHINA	+30 2107263500	210-7263666								
EUROTRUST BROKERAGE S.A.				a						
113, SEVASTOUPOLEOS ATHINA	+30 2103363100	+30 210-3238334								
EUROXX SECURITIES S.A.				a		a	a	a		a
7, PALAIOLOGOU CHALANDRI	(210)-6879400	(210)-6879401								
G.A. PERVANAS SECURITIES-INVESTMENT SERVICES CO S.A.				a						
7-9, SOFOKLEOUS ATHINA	+30 2103727200	210-3210-291								
GLOBAL CAPITAL SECURITIES AND FINANCIAL SERVICES LTD				a	a					
, AVE. ARCHIEPISKOPOU MAKARIOU NICOSIA	+357 22710710	357 22339332								

Athex & ATHEXClear Members List

Member Name	Stock Market			Derivatives Market		ATHEXClear Member				
	Address	Phone	Fax	Market Member	Remote Member	Market Maker	Proprietary	Market Maker	General Clearing	Direct Clearing
GUARDIAN TRUST SECURITIES S.A				a			a			
31, ERMOU ATHINA	+30 2103378700	210-3220498								
HELLENIC BANK (INVESTMENTS) LTD				a	a					
, AVE. KYRIAKOU MATSI 31 - PO BOX 24747 NICOSIA	+357 22500100	357 22500110								
HELLENICAMERICAN SEC. S.A.				a		a	a			a
27, ANDREA PAPANDEOU ATHINA	+30 2103311100	+30 210-3215968								
HSBC BANK PLC									a	
109-111, AVE. MESOGION ATHINA	+30 2106960000	210-6928000								
INDEX SECURITIES S.A.				a						
6, DRAGATSANIOU ATHINA	+30 2103213920	+30 210-3213216								
INTERFINBROK CORPORATION S.A.										a
1, STR.CALARASI NR. CONSTANTA	+40 241639071	0241-547829								
INVESTMENT BANK OF GREECE S.A.				a		a	a	a	a	
32 , EGIALIAS & PARADISOU MAROUSI	+30 2108173111	+30 210-6896325								
J. CHR. MAVRIKIS SECURITIES S.A.				a						
5, SOFOKLEOUS ATHINA	+30 2103216730	210-3217767								
KAPPA SECURITIES S.A.				a			a			
15, VALAORITOU ATHINA	+30 2103678600	+30 210-3641002								
KARAMANOF SECURITIES-INV. SERVICES S.A.				a			a			
2, SQ. AGION THEODORON ATHINA	+30 2103212947	+30 210-3217088								
LAIKI FINANCIAL SERVICES LTD					a					
26, AVE. VYRONOS NICOSIA	357 22367367	357 22718567								
LEON DEPOLAS SECURITIES S.A.				a		a	a			
1, CHRISTOU LADA ATHINA	+30 2103213276	+30 210-3211618								
MAGNA TRUST SECURITIES S.A				a						
5, GEORGE ATHINA	+30 2103800820	210-3220910								
MEGA EQUITY SECURITIES-FINANCIAL SERVICES LTD				a	a		a			
42-44, AVE. GRIVA DIGENI NICOSIA	+357 22711711	357 22711811								
MERIT SECURITIES S.A				a		a	a			a
3, GEORGIOU SOURI ATHINA	+30 2103671890	210-3671830								
MIDAS BROKERAGE S.A.				a		a				
5, SOFOKLEOUS ATHINA	+30 2141008800	+30 210-3253205								
N. CHRYSOCHOIDIS STOCK BROKERAGE I.S.S.A.				a			a			a
7-9, SOFOKLEOUS ATHINA	+30 2103213913	+30 210-3216115								
NATIONAL BANK OF GREECE S.A.				a			a		a	
68, AKADIMIAS STR. ATHINA	(210)-3328817	(210)-3328678								
86, AILOU STR. ATHINA	(210)-3341000	(210)-3228187								
NATIONAL SECURITIES S.A				a		a	a	a		
91, MICHALAKOPOULOU ATHINA	+30 2107720000	+30 210-7720002								
NUNTIUS SECURITIES S.A				a						
6, DRAGATSANIOU ATHINA	+30 2103350599	+30210-3254846								
ONE PLUS CAPITAL LIMITED				a	a		a			
, 75 PRODROMOU AVENUE, ONEWORLD PARKVIEW HOUSE, 3RD FLOOR, Nicosia	+357 22873760									
PANTELAKIS SECURITIES S.A.				a			a			
57, ETHNIKIS ANTISTASIS B CHALANDRI	+30 2106965000	210-6929550								
PEGASUS BROKERAGE FIRM S.A				a			a			
17 , VALAORITOU & AMERIKIS ATHINA	+30 2103670700	+30 210-3670760								
PIRAEUS BANK S.A.				a			a		a	
4, AMERIKIS STR. ATHINA	(210)-3335000	(210)-3335079								
4, AMERIKIS STR ATHINA	(210)-3335918	(210)-3254207								
PIRAEUS SECURITIES S.A.				a		a	a	a		a
5, KORAI ATHINA	+30 2103354100	210-3354170								
PRELIUM SECURITIES-INVESTMENT SERVICES S.A.				a			a			
1 , DAVAKI & KIFISIAS AVE. ATHINA	+30 2103677000	+30 210-6926403								
PROCHOICE SECURITIES LTD				a	a					
57, SPYROU KYPRIANOY NICOSIA	+357-24-661192	+357-24-662464								
SHARELINK SECURITIES-FINANCIAL SERVICES LTD				a	a		a			
6 , THEOTOKI MEGARO ELLINA NICOSIA	+357 22554200	+357 22750852								
SOCIETE GENERALE S.A.				a	a		a			
, 17 COURS VALMY 92987 PUTEAUX - LA DEFENSE PARIS	+33 157290504	+33142138697								
SOLIDUS SECURITIES S.A				a			a			a
64, LOUIZIS RIANCOUR ATHINA	+30 2106900600	210-6985421								

Athex & ATHEXClear Members List

Member Name			Stock Market			Derivatives Market		ATHEXClear Member	
Address	Phone	Fax	Market Member	Remote Member	Market Maker	Proprietary	Market Maker	General Clearing	Direct Clearing
SSIF BROKER SA									a
119 , CALEA MOTILOR NAPOCA	+40 364401709	0040364401710							
SSIF VIENNA INVESTMENT TRUST S.A.									a
, 4 SPLAIUL UNIRII, BUILDING B3 BUCHAREST	+40 212074880	004 021 207 48 98							
ST. EM. LAVRENTAKIS SECURITIES S.A.			a			a			
7-9, SOFOKLEOUS ATHINA	+30 2103213336	+30 210-3246572							
THE CYPRUS INVESTMENT & SECURITIES CORPORATION LTD			a	a					
154 , LIMASSOL AVENUE, STROVOLOS NICOSIA	+357 22121700	357 22338800							
UBS LIMITED			a	a					
1 , FINSBURY AVENUE LONDON	+44 2075687135								

List of Stocks under Market Making operations

Securities	Market Maker	Start Market Making	Stock Category
CYPRUS POPULAR BANK (CR)			Suspension Status
	PIRAEUS SECURITIES S.A.	02/02/2013	
VIOHALCO (CB)			Suspension Status
	ALPHA FINANCE INVESTMENT SERVICES S.A.	11/02/2013	
	EUROBANK SECURITIES INVESTMENT FIRM S.A	20/01/2013	
	MERIT SECURITIES S.A	13/12/2012	
ALPHA BANK (CR)			Main Market
	EUROBANK SECURITIES INVESTMENT FIRM S.A	24/10/2012	
	HELLENICAMERICAN SEC. S.A.	25/07/2014	
	INVESTMENT BANK OF GREECE S.A.	08/01/2013	
	LEON DEPOLAS SECURITIES S.A.	04/01/2016	
	MERIT SECURITIES S.A	03/09/2013	
	MIDAS BROKERAGE S.A.	11/01/2006	
	NATIONAL SECURITIES S.A	15/01/2013	
	PIRAEUS SECURITIES S.A.	28/05/2013	
ALUMIL (CR)			Main Market
	BETA SECURITIES S.A.	18/07/2013	
ATTICA BANK S.A. (CR)			Main Market
	BETA SECURITIES S.A.	02/06/2014	
	EUROBANK SECURITIES INVESTMENT FIRM S.A	25/07/2014	
BANK OF CYPRUS (CR)			Main Market
	EUROBANK SECURITIES INVESTMENT FIRM S.A	23/03/2015	
	NATIONAL SECURITIES S.A	22/06/2015	
BYTE COMPUTER SA (CR)			Main Market
	MERIT SECURITIES S.A	04/08/2013	
CC HBC AG (CR)			Main Market
	EUROBANK SECURITIES INVESTMENT FIRM S.A	23/10/2013	
	NATIONAL SECURITIES S.A	29/04/2013	
	PIRAEUS SECURITIES S.A.	04/05/2015	
ELLAKTOR (CR)			Main Market
	EUROBANK SECURITIES INVESTMENT FIRM S.A	01/06/2013	
	INVESTMENT BANK OF GREECE S.A.	02/01/2013	
	NATIONAL SECURITIES S.A	25/06/2013	
ELTON SA (CR)			Main Market
	BETA SECURITIES S.A.	03/09/2013	
EUROBANK ERGASIAS (CR)			Main Market
	ALPHA FINANCE INVESTMENT SERVICES S.A.	08/01/2013	
	EUROBANK SECURITIES INVESTMENT FIRM S.A	01/06/2013	
	HELLENICAMERICAN SEC. S.A.	25/07/2014	
	INVESTMENT BANK OF GREECE S.A.	08/01/2013	
	MIDAS BROKERAGE S.A.	07/01/2016	
	PIRAEUS SECURITIES S.A.	28/09/2013	
EUROCONSULTANTS S.A. (CR)			Main Market
	EUROBANK SECURITIES INVESTMENT FIRM S.A	22/07/2014	
FOLLI FOLLIE (CR)			Main Market
	NATIONAL SECURITIES S.A	17/02/2014	
	PIRAEUS SECURITIES S.A.	04/05/2015	
FOURLIS (CR)			Main Market
	HELLENICAMERICAN SEC. S.A.	14/09/2005	
FRIGOGLASS SA (CR)			Main Market
	EUROBANK SECURITIES INVESTMENT FIRM S.A	27/10/2014	
GEK TERNA (CR)			Main Market
	HELLENICAMERICAN SEC. S.A.	07/09/2015	
	INVESTMENT BANK OF GREECE S.A.	02/01/2013	
GR. SARANTIS SA (CR)			Main Market
	BETA SECURITIES S.A.	14/05/2013	
HELLENIC EXCHANGES-A.S.E. (CR)			Main Market
	EUROBANK SECURITIES INVESTMENT FIRM S.A	01/06/2013	
	HELLENICAMERICAN SEC. S.A.	01/09/2014	
	INVESTMENT BANK OF GREECE S.A.	02/01/2013	
	NATIONAL SECURITIES S.A	25/06/2013	
	PIRAEUS SECURITIES S.A.	04/05/2015	
HELLENIC PETROLEUM (CR)			Main Market
	HELLENICAMERICAN SEC. S.A.	14/09/2015	
INTRACOM HOLDINGS (CR)			Main Market
	HELLENICAMERICAN SEC. S.A.	07/09/2015	

List of Stocks under Market Making operations

Securities	Market Maker	Start Market Making	Stock Category
INTRALOT (CR)			Main Market
	EUROBANK SECURITIES INVESTMENT FIRM S.A	01/06/2013	
	INVESTMENT BANK OF GREECE S.A.	02/01/2013	
	PIRAEUS SECURITIES S.A.	28/09/2013	
J & P - AVAX SA (CR)			Main Market
	EUROBANK SECURITIES INVESTMENT FIRM S.A	14/12/2015	
KLOUKINAS - LAPPAS SA (CR)			Main Market
	BETA SECURITIES S.A.	22/09/2014	
LAMDA DEVELOPMENT SA (CR)			Main Market
	EUROBANK SECURITIES INVESTMENT FIRM S.A	08/12/2014	
MARFIN INVESTMENT GROUP (CR)			Main Market
	EUROBANK SECURITIES INVESTMENT FIRM S.A	23/03/2015	
	HELLENICAMERICAN SEC. S.A.	25/07/2014	
	PIRAEUS SECURITIES S.A.	02/02/2013	
MLS MULTIMEDIA SA (CR)			Main Market
	HELLENICAMERICAN SEC. S.A.	07/12/2015	
MOTOR OIL (CR)			Main Market
	EUROBANK SECURITIES INVESTMENT FIRM S.A	23/10/2012	
	HELLENICAMERICAN SEC. S.A.	01/09/2014	
	NATIONAL SECURITIES S.A	17/02/2014	
	PIRAEUS SECURITIES S.A.	04/05/2015	
MYTILINEOS HOLDINGS (CR)			Main Market
	HELLENICAMERICAN SEC. S.A.	25/07/2014	
	INVESTMENT BANK OF GREECE S.A.	02/01/2013	
	NATIONAL SECURITIES S.A	25/06/2013	
	PIRAEUS SECURITIES S.A.	04/05/2015	
NATIONAL BANK (CR)			Main Market
	ALPHA FINANCE INVESTMENT SERVICES S.A.	08/01/2013	
	EUROBANK SECURITIES INVESTMENT FIRM S.A	24/10/2012	
	HELLENICAMERICAN SEC. S.A.	25/07/2014	
	INVESTMENT BANK OF GREECE S.A.	08/01/2013	
	LEON DEPOLAS SECURITIES S.A.	20/04/2015	
	MERIT SECURITIES S.A	03/09/2013	
	MIDAS BROKERAGE S.A.	07/01/2016	
	NATIONAL SECURITIES S.A	28/02/2013	
	PIRAEUS SECURITIES S.A.	08/09/2013	
OPAP (CR)			Main Market
	ALPHA FINANCE INVESTMENT SERVICES S.A.	08/01/2013	
	EUROBANK SECURITIES INVESTMENT FIRM S.A	24/10/2012	
	HELLENICAMERICAN SEC. S.A.	25/07/2014	
	INVESTMENT BANK OF GREECE S.A.	08/01/2013	
	NATIONAL SECURITIES S.A	15/01/2013	
	PIRAEUS SECURITIES S.A.	04/05/2015	
OTE (CR)			Main Market
	ALPHA FINANCE INVESTMENT SERVICES S.A.	08/01/2013	
	EUROBANK SECURITIES INVESTMENT FIRM S.A	24/10/2012	
	HELLENICAMERICAN SEC. S.A.	25/07/2014	
	INVESTMENT BANK OF GREECE S.A.	08/01/2013	
	LEON DEPOLAS SECURITIES S.A.	20/04/2015	
	MIDAS BROKERAGE S.A.	01/10/2015	
	NATIONAL SECURITIES S.A	01/12/2012	
	PIRAEUS SECURITIES S.A.	08/09/2013	
PAPOUTSANIS (CR)			Main Market
	BETA SECURITIES S.A.	25/11/2013	
PETROPOULOS PETROS (CR)			Main Market
	BETA SECURITIES S.A.	28/05/2013	
PIRAEUS BANK (CR)			Main Market
	EUROBANK SECURITIES INVESTMENT FIRM S.A	23/10/2012	
	HELLENICAMERICAN SEC. S.A.	25/07/2014	
	INVESTMENT BANK OF GREECE S.A.	08/01/2013	
	MERIT SECURITIES S.A	16/09/2013	
	MIDAS BROKERAGE S.A.	11/01/2016	
	NATIONAL SECURITIES S.A	02/06/2013	
	PIRAEUS SECURITIES S.A.	16/02/2013	
PLAISIO COMPUTERS SA (CR)			Main Market
	BETA SECURITIES S.A.	05/05/2014	
	EUROBANK SECURITIES INVESTMENT FIRM S.A	02/03/2015	

List of Stocks under Market Making operations

Securities	Market Maker	Start Market Making	Stock Category
PPC (CR)			
	ALPHA FINANCE INVESTMENT SERVICES S.A.	08/01/2013	Main Market
	EUROBANK SECURITIES INVESTMENT FIRM S.A	23/10/2012	
	HELLENICAMERICAN SEC. S.A.	01/09/2014	
	INVESTMENT BANK OF GREECE S.A.	08/01/2013	
	NATIONAL SECURITIES S.A	26/03/2013	
	PIRAEUS SECURITIES S.A.	28/09/2013	
QUALITY & RELIABILITY SA (CR)			
	BETA SECURITIES S.A.	20/08/2014	Main Market
S.KANAKIS SA (CR)			
	BETA SECURITIES S.A.	01/10/2013	Main Market
TITAN CEMENT (CR)			
	EUROBANK SECURITIES INVESTMENT FIRM S.A	23/10/2012	
	NATIONAL SECURITIES S.A	17/02/2014	
	PIRAEUS SECURITIES S.A.	04/05/2015	
VIOHALCO SA/NV (CB)			
	ALPHA FINANCE INVESTMENT SERVICES S.A.	17/02/2014	Main Market
	MERIT SECURITIES S.A	17/03/2014	

Equity Investment Instruments Acknowledgements

Portfolio Investments Company Name	NAV per Share	Share Price	Premium/ Discount
AEOLIAN INVESTMENT FUND S.A.	0.89	0.58	-34.83%
ALPHA TRUST ANDROMEDA SA	16.80	12.03	-28.37%

Acknowledgements Notes

According to the Decision of the Capital Market Commission 4/278/12.08.2003 Portfolio Investment Companies are required to notify the Athens Exchange on the 10th, 20th and last working day of each month the Net Asset Value (NAV) of their shares as well as Premium or Discount in relation to their market value.

Underlying Asset				Derivatives Market														
Price max	Price min	Closing price	change	Delivery Month	Open price	Price max	Price min	Last price	Closing price	Last Bid	Last Ask	Settlement price	Life high	Life low	Trades	Volume	Open Interest	
FTSE/Athex Large Cap				(Trade Unit: 1 Index Point x 5€, Cash Settlement)														
133.07	127.87	132.68	1.65%	March 2016	128.00	133.25	127.50	131.50	131.50	---	---	132.75	170.50	---	389	3,017	12,248	
				April 2016	129.25	133.50	129.25	132.00	132.00	---	---	132.00	---	133.50	---	20	818	937
				May 2016	---	---	---	---	131.25	---	---	---	---	---	---	---	---	
				June 2016	---	---	---	---	131.25	---	---	---	---	---	---	---	---	
				September 2016	---	---	---	---	132.00	---	---	---	---	---	---	---	---	
				December 2016	---	---	---	---	132.75	---	---	---	---	---	---	---	---	

Underlying Asset				Derivatives Market													
Price max	Price min	Closing price	change	Delivery Month	Open price	Price max	Price min	Last price	Closing price	Last Bid	Last Ask	Settlement price	Life high	Life low	Trades	Volume	Open Interest
(Contract Size: 100 Securities, Physical Delivery)																	
1.34	1.23	1.30	-1.52%	March 2016	1.28	1.34	1.24	1.30	1.30	---	---	1.29	2.64	---	364	8,101	10,617
				June 2016	---	---	---	---	1.33	---	---	1.32	---	2.68	---	---	209
				September 2016	---	---	---	---	1.34	---	---	---	---	---	---	---	---
				December 2016	---	---	---	---	1.34	---	---	---	---	---	---	---	---
(Contract Size: 100 Securities, Physical Delivery)																	
18.83	18.51	18.70	0.00%	March 2016	18.79	18.79	18.60	18.60	18.60	---	---	18.82	21.55	---	2	6	137
				June 2016	---	---	---	---	18.82	---	---	---	---	---	---	---	---
				September 2016	---	---	---	---	18.92	---	---	---	---	---	---	---	---
				December 2016	---	---	---	---	19.01	---	---	---	---	---	---	---	---
(Contract Size: 100 Securities, Physical Delivery)																	
0.768	0.721	0.765	2.55%	March 2016	0.770	0.770	0.770	0.770	0.770	---	---	0.772	1.08	---	2	3	621
				June 2016	---	---	---	---	0.751	---	---	---	---	---	---	---	---
				September 2016	---	---	---	---	0.755	---	---	---	---	---	---	---	---
				December 2016	---	---	---	---	0.758	---	---	---	---	---	---	---	---
(Contract Size: 100 Securities, Physical Delivery)																	
1.26	1.13	1.26	5.00%	March 2016	1.17	1.23	1.15	1.23	1.23	---	---	1.18	1.87	---	42	223	1,442
				June 2016	---	---	---	---	1.21	---	---	1.15	---	1.27	---	---	120
				September 2016	---	---	---	---	1.21	---	---	---	---	---	---	---	---
				December 2016	---	---	---	---	1.22	---	---	---	---	---	---	---	---
(Contract Size: 100 Securities, Physical Delivery)																	
0.443	0.388	0.437	5.56%	March 2016	0.403	0.443	0.391	0.432	0.432	---	---	0.431	1.14	---	293	7,551	18,708
				June 2016	---	---	---	---	0.417	---	---	0.435	---	1.16	---	---	125
				September 2016	---	---	---	---	0.419	---	---	---	---	---	---	---	---
				December 2016	---	---	---	---	0.421	---	---	---	---	---	---	---	---
(Contract Size: 100 Securities, Physical Delivery)																	
3.99	3.85	3.89	-0.26%	March 2016	3.94	3.94	3.94	3.94	3.94	---	---	3.92	5.18	---	1	1	289
				June 2016	---	---	---	---	3.93	---	---	---	---	---	---	---	---
				September 2016	---	---	---	---	3.94	---	---	---	---	---	---	---	---
				December 2016	---	---	---	---	3.96	---	---	---	---	---	---	---	---
(Contract Size: 100 Securities, Physical Delivery)																	
14.65	14.36	14.65	-0.20%	March 2016	14.39	14.60	14.39	14.59	14.59	---	---	14.53	18.54	---	6	14	290
				June 2016	---	---	---	---	14.77	---	---	15.26	---	15.38	---	---	---
				September 2016	---	---	---	---	14.85	---	---	---	---	---	---	---	---
				December 2016	---	---	---	---	14.92	---	---	---	---	---	---	---	---
(Contract Size: 100 Securities, Physical Delivery)																	
0.855	0.752	0.815	-0.97%	March 2016	0.763	0.845	0.763	0.830	0.830	---	---	0.832	1.98	---	23	134	1,172
				June 2016	---	---	---	---	0.828	---	---	---	---	---	---	---	---
				September 2016	---	---	---	---	0.832	---	---	---	---	---	---	---	---
				December 2016	---	---	---	---	0.837	---	---	---	---	---	---	---	---

Underlying Asset				Derivatives Market													
Price max	Price min	Closing price	change	Delivery Month	Open price	Price max	Price min	Last price	Closing price	Last Bid	Last Ask	Settlement price	Life high	Life low	Trades	Volume	Open Interest
GEK TERNA (CR)				(Contract Size: 100 Securities, Physical Delivery)													
1.21	1.14	1.20	0.00%	March 2016	1.19	1.20	1.19	1.20	1.20	---	---	1.21	1.63	---	25	131	7,591
				June 2016	---	---	---	---	1.21	---	---	1.19	---	1.35	---	---	26
				September 2016	---	---	---	---	1.21	---	---	---	---	---	---	---	---
				December 2016	---	---	---	---	1.22	---	---	---	---	---	---	---	---
GRIVALIA PROPERTIES (CR)				(Contract Size: 100 Securities, Physical Delivery)													
7.38	7.19	7.25	0.69%	March 2016	7.22	7.32	7.22	7.23	7.23	---	---	7.26	8.14	---	5	14	77
				June 2016	---	---	---	---	7.25	---	---	---	---	---	---	---	---
				September 2016	---	---	---	---	7.28	---	---	---	---	---	---	---	---
				December 2016	---	---	---	---	7.32	---	---	---	---	---	---	---	---
HELLENIC EXCHANGES-A.S.E. (CR)				(Contract Size: 100 Securities, Physical Delivery)													
4.40	4.24	4.31	-3.15%	March 2016	4.27	4.38	4.27	4.36	4.36	---	---	4.36	5.61	---	26	117	567
				June 2016	---	---	---	---	4.48	---	---	4.34	---	4.64	---	---	47
				September 2016	---	---	---	---	4.50	---	---	---	---	---	---	---	---
				December 2016	---	---	---	---	4.52	---	---	---	---	---	---	---	---
HELLENIC PETROLEUM (CR)				(Contract Size: 100 Securities, Physical Delivery)													
3.69	3.53	3.63	-0.27%	March 2016	3.56	3.68	3.56	3.65	3.65	---	---	3.67	4.42	---	72	209	4,846
				June 2016	---	---	---	---	3.66	---	---	---	---	---	---	---	---
				September 2016	---	---	---	---	3.68	---	---	---	---	---	---	---	---
				December 2016	---	---	---	---	3.70	---	---	---	---	---	---	---	---
INTRALOT (CR)				(Contract Size: 100 Securities, Physical Delivery)													
1.15	1.10	1.14	-0.87%	March 2016	1.13	1.13	1.13	1.13	1.13	---	---	1.15	1.23	---	1	1	254
				June 2016	---	---	---	---	1.16	---	---	---	---	---	---	---	---
				September 2016	---	---	---	---	1.16	---	---	---	---	---	---	---	---
				December 2016	---	---	---	---	1.17	---	---	---	---	---	---	---	---
JUMBO SA (CR)				(Contract Size: 100 Securities, Physical Delivery)													
10.26	9.88	10.20	3.34%	March 2016	9.82	10.23	9.82	10.21	10.21	---	---	10.21	10.23	---	52	153	628
				June 2016	---	---	---	---	9.93	---	---	---	---	---	---	---	---
				September 2016	---	---	---	---	9.98	---	---	---	---	---	---	---	---
				December 2016	---	---	---	---	10.03	---	---	---	---	---	---	---	---
MARFIN INVESTMENT GROUP (CR)				(Contract Size: 100 Securities, Physical Delivery)													
0.067	0.054	0.065	16.07%	March 2016	0.055	0.067	0.055	0.064	0.064	---	---	0.068	0.087	---	46	1,089	34,380
				June 2016	---	---	---	---	0.056	---	---	---	---	---	---	---	---
				September 2016	---	---	---	---	0.057	---	---	---	---	---	---	---	---
				December 2016	---	---	---	---	0.057	---	---	---	---	---	---	---	---
METKA (CR)				(Contract Size: 100 Securities, Physical Delivery)													
6.52	6.40	6.48	-0.61%	March 2016	6.50	6.50	6.44	6.46	6.46	---	---	6.44	7.98	---	6	18	376
				June 2016	---	---	---	---	6.56	---	---	---	---	---	---	---	---
				September 2016	---	---	---	---	6.59	---	---	---	---	---	---	---	---
				December 2016	---	---	---	---	6.63	---	---	---	---	---	---	---	---

Underlying Asset				Derivatives Market													
Price max	Price min	Closing price	change	Delivery Month	Open price	Price max	Price min	Last price	Closing price	Last Bid	Last Ask	Settlement price	Life high	Life low	Trades	Volume	Open Interest
(Contract Size: 100 Securities, Physical Delivery)																	
MOTOR OIL (CR)				March 2016	9.30	9.50	9.30	9.49	9.49	---	---	9.74	10.78	---	19	81	483
9.60	9.27	9.60	2.67%	June 2016	---	---	---	---	9.41	---	---	---	---	---	---	---	---
				September 2016	---	---	---	---	9.46	---	---	---	---	---	---	---	---
				December 2016	---	---	---	---	9.50	---	---	---	---	---	---	---	---
(Contract Size: 100 Securities, Physical Delivery)																	
MYTILINEOS HOLDINGS (CR)				March 2016	3.04	3.19	3.03	3.19	3.19	---	---	3.17	4.20	---	35	103	5,587
3.17	3.01	3.16	1.93%	June 2016	---	---	---	---	3.12	---	---	3.05	3.14	---	---	---	---
				September 2016	---	---	---	---	3.14	---	---	---	---	---	---	---	---
				December 2016	---	---	---	---	3.15	---	---	---	---	---	---	---	---
(Contract Size: 100 Securities, Physical Delivery)																	
NATIONAL BANK (CR)				March 2016	0.163	0.175	0.156	0.170	0.170	---	---	0.170	0.551	---	411	12,577	60,998
0.175	0.156	0.172	3.61%	June 2016	0.170	0.176	0.168	0.168	0.168	---	---	0.172	0.346	---	6	55	262
				September 2016	---	---	---	---	0.168	---	---	---	---	---	---	---	---
				December 2016	---	---	---	---	0.169	---	---	---	---	---	---	---	---
(Contract Size: 100 Securities, Physical Delivery)																	
OPAP (CR)				March 2016	5.85	6.12	5.73	6.05	6.05	---	---	6.02	8.72	---	143	660	2,477
6.13	5.70	6.08	3.05%	June 2016	---	---	---	---	5.94	---	---	6.07	7.25	---	---	---	2
				September 2016	---	---	---	---	5.97	---	---	---	---	---	---	---	---
				December 2016	---	---	---	---	6.00	---	---	---	---	---	---	---	---
(Contract Size: 100 Securities, Physical Delivery)																	
OTE (CR)				March 2016	7.00	7.24	6.90	7.12	7.12	---	---	7.16	9.34	---	146	677	4,620
7.22	6.88	7.14	2.29%	June 2016	---	---	---	---	7.02	---	---	7.23	7.96	---	---	---	66
				September 2016	---	---	---	---	7.06	---	---	---	---	---	---	---	---
				December 2016	---	---	---	---	7.10	---	---	---	---	---	---	---	---
(Contract Size: 100 Securities, Physical Delivery)																	
P.P.A. S.A. (CR)				March 2016	10.90	11.10	10.90	10.90	10.90	---	---	10.59	15.50	---	4	5	370
11.25	10.77	10.77	-1.19%	June 2016	---	---	---	---	10.97	---	---	10.54	14.75	---	---	---	29
				September 2016	---	---	---	---	11.03	---	---	---	---	---	---	---	---
				December 2016	---	---	---	---	11.08	---	---	---	---	---	---	---	---
(Contract Size: 100 Securities, Physical Delivery)																	
PIRAEUS BANK (CR)				March 2016	0.116	0.134	0.114	0.132	0.132	---	---	0.131	0.312	---	461	23,851	32,340
0.135	0.115	0.135	11.57%	June 2016	---	---	---	---	0.122	---	---	0.133	0.303	---	---	---	86
				September 2016	---	---	---	---	0.122	---	---	---	---	---	---	---	---
				December 2016	---	---	---	---	0.123	---	---	---	---	---	---	---	---
(Contract Size: 100 Securities, Physical Delivery)																	
PPC (CR)				March 2016	2.88	3.01	2.82	2.96	2.96	---	---	2.93	5.53	---	181	757	5,694
3.02	2.83	2.95	2.08%	June 2016	---	---	---	---	2.91	---	---	2.90	3.10	---	---	---	11
				September 2016	---	---	---	---	2.92	---	---	---	---	---	---	---	---
				December 2016	---	---	---	---	2.94	---	---	---	---	---	---	---	---

Underlying Asset				Derivatives Market													
Price max	Price min	Closing price	change	Delivery Month	Open price	Price max	Price min	Last price	Closing price	Last Bid	Last Ask	Settlement price	Life high	Life low	Trades	Volume	Open Interest
TERNA ENERGY (CR)																	
(Contract Size: 100 Securities, Physical Delivery)																	
2.09	2.00	2.07	1.97%	March 2016	2.06	2.06	2.06	2.06	2.06	---	---	2.12	2.55	---	1	1	1,173
				June 2016	---	---	---	---	2.04	---	---	---	---	---	---	---	---
				September 2016	---	---	---	---	2.05	---	---	---	---	---	---	---	---
				December 2016	---	---	---	---	2.06	---	---	---	---	---	---	---	---
TITAN CEMENT (CR)																	
(Contract Size: 100 Securities, Physical Delivery)																	
16.18	15.52	16.10	-0.49%	March 2016	15.66	16.05	15.66	16.02	16.02	---	---	15.89	21.29	---	15	49	477
				June 2016	---	---	---	---	16.28	---	---	15.80	17.87	---	---	---	---
				September 2016	---	---	---	---	16.37	---	---	---	---	---	---	---	---
				December 2016	---	---	---	---	16.45	---	---	---	---	---	---	---	---
VIOHALCO SA/NV (CB)																	
(Contract Size: 100 Securities, Physical Delivery)																	
1.12	1.10	1.10	-0.90%	March 2016	1.12	1.12	1.09	1.09	1.09	---	---	1.09	1.95	---	2	15	994
				June 2016	---	---	---	---	1.12	---	---	---	---	---	---	---	---
				September 2016	---	---	---	---	1.12	---	---	---	---	---	---	---	---
				December 2016	---	---	---	---	1.13	---	---	---	---	---	---	---	---

FTSE/Athex Large Cap

(Trade Unit: 1 Index Point x 5€ - Exercise Style: European, Cash Settlement)

Exercise Price	Call Options														Put Options																		
	March 2016							April 2016							Other Months		March 2016							April 2016							Other Months		Exercise Price
	Open price	Price max	Price min	Last price	Closing price	Volume	Open Interest	Open price	Price max	Price min	Last price	Closing price	Volume	Open Interest	Volume	Open Interest	Open price	Price max	Price min	Last price	Closing price	Volume	Open Interest	Open price	Price max	Price min	Last price	Closing price	Volume	Open Interest	Volume	Open Interest	
90	0.00	0.00	0.00	-	40.50	-	-	0.00	0.00	0.00	-	40.75	-	-			0.00	0.00	0.00	-	0.01	-	-	0.00	0.00	0.00	-	0.08	-	-			
95	0.00	0.00	0.00	-	35.50	-	-	0.00	0.00	0.00	-	35.75	-	-			0.00	0.00	0.00	-	0.01	-	-	0.00	0.00	0.00	-	0.19	-	-			95
100	0.00	0.00	0.00	-	30.50	-	-	0.00	0.00	0.00	-	31.00	-	-			0.00	0.00	0.00	-	0.05	-	-	0.00	0.00	0.00	-	0.42	-	-			100
105	26.00	28.00	25.00	28.00	28.00	102	348	0.00	0.00	0.00	-	26.50	-	-			26.00	28.00	0.00	-	0.16	-	-	0.00	0.00	0.00	-	0.84	-	-			105
110	0.00	0.00	0.00	-	21.00	-	1	0.00	0.00	0.00	-	22.25	-	30			0.00	0.00	0.00	-	0.42	-	-	0.00	0.00	0.00	-	1.50	-	-			110
115	0.00	0.00	0.00	-	16.50	-	3	0.00	0.00	0.00	-	18.25	-	12			0.00	0.00	0.00	-	0.98	-	1	0.00	0.00	0.00	-	2.50	-	-			115
120	11.00	14.25	11.00	14.25	14.25	4	204	0.00	0.00	0.00	-	14.75	-	-			11.00	14.25	2.00	2.00	2.00	6	8	0.00	0.00	0.00	-	4.00	-	-			120
125	9.00	9.00	9.00	9.00	9.00	1	1	0.00	0.00	0.00	-	11.50	-	-			9.00	9.00	3.30	3.30	3.30	5	136	0.00	0.00	0.00	-	5.90	-	-			125
130	6.00	6.00	6.00	6.00	6.00	7	645	0.00	0.00	0.00	-	9.00	-	-			6.00	6.00	5.00	5.00	5.00	2	72	0.00	0.00	0.00	-	8.20	-	-			130
135	0.00	0.00	0.00	-	4.10	-	3	0.00	0.00	0.00	-	6.80	-	-			0.00	0.00	10.00	10.00	10.00	1	21	0.00	0.00	0.00	-	11.00	-	-			135
140	0.00	0.00	0.00	-	2.60	-	745	0.00	0.00	0.00	-	5.00	-	-			0.00	0.00	10.75	10.75	10.75	5	6	0.00	0.00	0.00	-	14.25	-	-			140
145	0.00	0.00	0.00	-	1.60	-	537	0.00	0.00	0.00	-	3.70	-	-			0.00	0.00	0.00	-	16.00	-	-	0.00	0.00	0.00	-	18.00	-	-			145
150	0.00	0.00	0.00	-	0.89	-	171	0.00	0.00	0.00	-	2.60	-	50			0.00	0.00	0.00	-	20.25	-	3	0.00	0.00	0.00	-	21.75	-	-			150
155	0.00	0.00	0.00	-	0.49	-	2	0.00	0.00	0.00	-	1.90	-	-			0.00	0.00	0.00	-	25.00	-	1	0.00	0.00	0.00	-	26.00	-	-			155
160	0.00	0.00	0.00	-	0.26	-	3	0.00	0.00	0.00	-	1.30	-	-			0.00	0.00	0.00	-	29.75	-	-	0.00	0.00	0.00	-	30.50	-	-			160
165	0.00	0.00	0.00	-	0.13	-	6	0.00	0.00	0.00	-	0.88	-	-			0.00	0.00	0.00	-	34.50	-	-	0.00	0.00	0.00	-	35.00	-	-			165
170	0.00	0.00	0.00	-	0.06	-	10	0.00	0.00	0.00	-	0.59	-	-			0.00	0.00	0.00	-	39.50	-	-	0.00	0.00	0.00	-	39.75	-	-			170
175	0.00	0.00	0.00	-	0.03	-	-	0.00	0.00	0.00	-	0.39	-	-			0.00	0.00	0.00	-	44.50	-	-	0.00	0.00	0.00	-	44.50	-	-			175
180	0.00	0.00	0.00	-	0.01	-	-	0.00	0.00	0.00	-	0.26	-	-			0.00	0.00	0.00	-	49.50	-	5	0.00	0.00	0.00	-	49.25	-	-			180
185	0.00	0.00	0.00	-	0.01	-	-	0.00	0.00	0.00	-	0.17	-	-			0.00	0.00	0.00	-	54.50	-	-	0.00	0.00	0.00	-	54.50	-	-			185
190	0.00	0.00	0.00	-	0.01	-	-	-	-	-	-	-	-	-			0.00	0.00	0.00	-	59.50	-	-	-	-	-	-	-	-	-			190
195	0.00	0.00	0.00	-	0.01	-	-	-	-	-	-	-	-	-			0.00	0.00	0.00	-	64.50	-	-	-	-	-	-	-	-	-			195
200	0.00	0.00	0.00	-	0.01	-	11	-	-	-	-	-	-	-			0.00	0.00	0.00	-	69.50	-	187	-	-	-	-	-	-	-			200
205	0.00	0.00	0.00	-	0.01	-	-	-	-	-	-	-	-	-			0.00	0.00	0.00	-	74.50	-	-	-	-	-	-	-	-	-			205
210	0.00	0.00	0.00	-	0.01	-	-	-	-	-	-	-	-	-			0.00	0.00	0.00	-	79.50	-	-	-	-	-	-	-	-	-			210
215	0.00	0.00	0.00	-	0.01	-	-	-	-	-	-	-	-	-			0.00	0.00	0.00	-	84.50	-	-	-	-	-	-	-	-	-			215
220	0.00	0.00	0.00	-	0.01	-	-	-	-	-	-	-	-	-			0.00	0.00	0.00	-	89.50	-	-	-	-	-	-	-	-	-			220
225	0.00	0.00	0.00	-	0.01	-	-	-	-	-	-	-	-	-			0.00	0.00	0.00	-	94.50	-	-	-	-	-	-	-	-	-			225
230	0.00	0.00	0.00	-	0.01	-	-	-	-	-	-	-	-	-			0.00	0.00	0.00	-	99.50	-	-	-	-	-	-	-	-	-			230
235	0.00	0.00	0.00	-	0.03	-	-	-	-	-	-	-	-	-			0.00	0.00	0.00	-	104.00	-	-	-	-	-	-	-	-	-			235
240	0.00	0.00	0.00	-	0.02	-	-	-	-	-	-	-	-	-			0.00	0.00	0.00	-	109.00	-	-	-	-	-	-	-	-	-			240
245	0.00	0.00	0.00	-	0.01	-	-	-	-	-	-	-	-	-			0.00	0.00	0.00	-	114.00	-	-	-	-	-	-	-	-	-			245
250	0.00	0.00	0.00	-	0.01	-	-	-	-	-	-	-	-	-			0.00	0.00	0.00	-	119.00	-	-	-	-	-	-	-	-	-			250
255	0.00	0.00	0.00	-	0.01	-	-	-	-	-	-	-	-	-			0.00	0.00	0.00	-	124.00	-	-	-	-	-	-	-	-	-			255
260	0.00	0.00	0.00	-	0.01	-	-	-	-	-	-	-	-	-			0.00	0.00	0.00	-	129.00	-	40	-	-	-	-	-	-	-			260
265	0.00	0.00	0.00	-	0.01	-	-	-	-	-	-	-	-	-			0.00	0.00	0.00	-	134.00	-	-	-	-	-	-	-	-	-			265

FTSE/Athex Large Cap

(Trade Unit: 1 Index Point x 5€ - Exercise Style: European, Cash Settlement)

	Call Options														Put Options																					
	March 2016				April 2016				Other Months		March 2016				April 2016				Other Months																	
Exercise Price	Open price	Price max	Price min	Last price	Closing price	Volume	Open Interest	Open price	Price max	Price min	Last price	Closing price	Volume	Open Interest	Volume	Open Interest	Open price	Price max	Price min	Last price	Closing price	Volume	Open Interest	Open price	Price max	Price min	Last price	Closing price	Volume	Open Interest	Volume	Open Interest	Exercise Price			
Totals:						114	2,690							0	92	0	0							19	480							0	0	0	0	
Number of Trades:							13							0	0									6								0	0		0	

ALPHA BANK (CR)

(Contract Size: 100 Securities, Exercise Style: American, Physical Delivery)

Call Options																Put Options																
Exercise Price	March 2016						April 2016						Other Months		March 2016						April 2016						Other Months		Exercise Price			
	Open price	Price max	Price min	Last price	Closing price	Volume	Open Interest	Open price	Price max	Price min	Last price	Closing price	Volume	Open Interest	Volume	Open Interest	Open price	Price max	Price min	Last price	Closing price	Volume	Open Interest	Open price	Price max	Price min	Last price	Closing price		Volume	Open Interest	Volume
0.100	0.000	0.000	0.000		1.22	-	-										0.000	0.000	0.000		0.001	-	-									0.001
0.200	0.000	0.000	0.000		1.12	-	-										0.000	0.000	0.000		0.001	-	-									0.002
0.300	0.000	0.000	0.000		1.02	-	-										0.000	0.000	0.000		0.001	-	-									0.003
0.400	0.000	0.000	0.000		0.921	-	-										0.000	0.000	0.000		0.001	-	-									0.004
0.500	0.000	0.000	0.000		0.821	-	-										0.000	0.000	0.000		0.001	-	-									0.005
0.600	0.000	0.000	0.000		0.721	-	-										0.000	0.000	0.000		0.001	-	-									0.006
0.700	0.000	0.000	0.000		0.621	-	-										0.000	0.000	0.000		0.001	-	-									0.007
0.800	0.000	0.000	0.000		0.522	-	-	0.000	0.000	0.000		0.529	-	-			0.000	0.000	0.000		0.001	-	-	0.000	0.000	0.000		0.007	-	-		0.008
0.850	0.000	0.000	0.000		0.474	-	-	0.000	0.000	0.000		0.483	-	-			0.000	0.000	0.000		0.003	-	-	0.000	0.000	0.000		0.011	-	-		0.009
0.900	0.000	0.000	0.000		0.427	-	-	0.000	0.000	0.000		0.439	-	-			0.000	0.000	0.000		0.005	-	-	0.000	0.000	0.000		0.017	-	-		0.009
0.950	0.000	0.000	0.000		0.380	-	-	0.000	0.000	0.000		0.397	-	-			0.000	0.000	0.000		0.009	-	-	0.000	0.000	0.000		0.024	-	-		0.010
1.000	0.000	0.000	0.000		0.337	-	-	0.000	0.000	0.000		0.357	-	-			0.000	0.000	0.000		0.015	-	-	0.000	0.000	0.000		0.034	-	-		0.010
1.100	0.000	0.000	0.000		0.256	-	-	0.000	0.000	0.000		0.285	-	-			0.000	0.000	0.000		0.035	-	-	0.000	0.000	0.000		0.062	-	-		0.011
1.200	0.000	0.000	0.000		0.188	-	-	0.000	0.000	0.000		0.223	-	-			0.000	0.000	0.000		0.067	-	-	0.000	0.000	0.000		0.100	-	-		0.012
1.300	0.000	0.000	0.000		0.133	-	10	0.000	0.000	0.000		0.172	-	-			0.000	0.000	0.000		0.112	-	-	0.000	0.000	0.000		0.149	-	-		0.013
1.400	0.000	0.000	0.000		0.091	-	-	0.000	0.000	0.000		0.131	-	-			0.000	0.000	0.000		0.169	-	-	0.000	0.000	0.000		0.208	-	-		0.014
1.500	0.000	0.000	0.000		0.061	-	-	0.000	0.000	0.000		0.099	-	-			0.000	0.000	0.000		0.239	-	-	0.000	0.000	0.000		0.275	-	-		0.015
1.600	0.000	0.000	0.000		0.039	-	20	0.000	0.000	0.000		0.073	-	-			0.000	0.000	0.000		0.318	-	-	0.000	0.000	0.000		0.349	-	-		0.016
1.700	0.000	0.000	0.000		0.025	-	-	0.000	0.000	0.000		0.053	-	-			0.000	0.000	0.000		0.403	-	-	0.000	0.000	0.000		0.429	-	-		0.017
1.800	0.000	0.000	0.000		0.016	-	2	0.000	0.000	0.000		0.040	-	-			0.000	0.000	0.000		0.494	-	-	0.000	0.000	0.000		0.516	-	-		0.018
1.900	0.000	0.000	0.000		0.010	-	-	0.000	0.000	0.000		0.028	-	-			0.000	0.000	0.000		0.588	-	-	0.000	0.000	0.000		0.604	-	-		0.019
2.000	0.000	0.000	0.000		0.006	-	-	0.000	0.000	0.000		0.021	-	-			0.000	0.000	0.000		0.684	-	-	0.000	0.000	0.000		0.697	-	-		0.020
2.200	0.000	0.000	0.000		0.002	-	50	0.000	0.000	0.000		0.010	-	-			0.000	0.000	0.000		0.881	-	-	0.000	0.000	0.000		0.887	-	-		0.022
2.400	0.000	0.000	0.000		0.001	-	-	0.000	0.000	0.000		0.005	-	-			0.000	0.000	0.000		1.08	-	-	0.000	0.000	0.000		1.08	-	-		0.024
2.600	0.000	0.000	0.000		0.001	-	-	0.000	0.000	0.000		0.003	-	-			0.000	0.000	0.000		1.28	-	-	0.000	0.000	0.000		1.28	-	-		0.026
2.800	0.000	0.000	0.000		0.002	-	-	0.000	0.000	0.000		0.001	-	-			0.000	0.000	0.000		1.48	-	-	0.000	0.000	0.000		1.48	-	-		0.028
3.000	0.000	0.000	0.000		0.001	-	-	0.000	0.000	0.000		0.001	-	-			0.000	0.000	0.000		1.68	-	-	0.000	0.000	0.000		1.68	-	-		0.030
3.200	0.000	0.000	0.000		0.001	-	-										0.000	0.000	0.000		1.88	-	-									0.032
3.400	0.000	0.000	0.000		0.001	-	-										0.000	0.000	0.000		2.08	-	-									0.034
3.600	0.000	0.000	0.000		0.001	-	-										0.000	0.000	0.000		2.28	-	-									0.036
Totals:						0	82					0	0	0	0						0	0									0	0
Number of Trades:						0						0		0							0.00							0		0		

NATIONAL BANK (CR)

(Contract Size: 100 Securities, Exercise Style: American, Physical Delivery)

Call Options																Put Options																
Exercise Price	March 2016						April 2016						Other Months		March 2016						April 2016						Other Months		Exercise Price			
	Open price	Price max	Price min	Last price	Closing price	Volume	Open Interest	Open price	Price max	Price min	Last price	Closing price	Volume	Open Interest	Volume	Open Interest	Open price	Price max	Price min	Last price	Closing price	Volume	Open Interest	Open price	Price max	Price min	Last price	Closing price		Volume	Open Interest	Volume
0.050	0.000	0.000	0.000	0.116	-	-	0.000	0.000	0.000	0.116	-	-				0.000	0.000	0.000	0.001	-	-	0.000	0.000	0.000	0.001	-	-				0.001	
0.100	0.000	0.000	0.000	0.067	-	-	0.000	0.000	0.000	0.069	-	-				0.000	0.000	0.000	0.001	-	-	0.000	0.000	0.000	0.003	-	-				0.001	
0.150	0.000	0.000	0.000	0.029	-	-	0.000	0.000	0.000	0.034	-	-				0.000	0.000	0.000	0.013	-	-	0.000	0.000	0.000	0.018	-	-				0.002	
0.200	0.000	0.000	0.000	0.010	-	-	0.000	0.000	0.000	0.016	-	-				0.000	0.000	0.000	0.044	-	-	0.000	0.000	0.000	0.049	-	-				0.002	
0.250	0.000	0.000	0.000	0.003	-	-	0.000	0.000	0.000	0.007	-	-				0.000	0.000	0.000	0.087	-	-	0.000	0.000	0.000	0.090	-	-				0.003	
0.300	0.000	0.000	0.000	0.001	-	-	0.000	0.000	0.000	0.003	-	-				0.000	0.000	0.000	0.135	-	-	0.000	0.000	0.000	0.136	-	-				0.003	
0.350	0.000	0.000	0.000	0.001	-	-	0.000	0.000	0.000	0.001	-	-				0.000	0.000	0.000	0.184	-	-	0.000	0.000	0.000	0.185	-	-				0.004	
0.400	0.000	0.000	0.000	0.001	-	-	0.000	0.000	0.000	0.001	-	-				0.000	0.000	0.000	0.234	-	-	0.000	0.000	0.000	0.234	-	-				0.004	
0.450	0.000	0.000	0.000	0.001	-	-	0.000	0.000	0.000	0.001	-	-				0.000	0.000	0.000	0.284	-	-	0.000	0.000	0.000	0.284	-	-				0.005	
0.500	0.000	0.000	0.000	0.001	-	-	0.000	0.000	0.000	0.001	-	-				0.000	0.000	0.000	0.334	-	-	0.000	0.000	0.000	0.334	-	-				0.005	
0.550	0.000	0.000	0.000	0.001	-	-					-	-				0.000	0.000	0.000	0.384	-	-					-	-				0.006	
0.600	0.000	0.000	0.000	0.001	-	-					-	-				0.000	0.000	0.000	0.434	-	-					-	-				0.006	
0.700	0.000	0.000	0.000	0.001	-	-					-	-				0.000	0.000	0.000	0.534	-	-					-	-				0.007	
0.800	0.000	0.000	0.000	0.004	-	-					-	-				0.000	0.000	0.000	0.634	-	-					-	-				0.008	
0.900	0.000	0.000	0.000	0.002	-	-					-	-				0.000	0.000	0.000	0.734	-	-					-	-				0.009	
1.000	0.000	0.000	0.000	0.001	-	-					-	-				0.000	0.000	0.000	0.834	-	-					-	-				0.010	
1.100	0.000	0.000	0.000	0.001	-	-					-	-				0.000	0.000	0.000	0.934	-	-					-	-				0.011	
1.200	0.000	0.000	0.000	0.001	-	-					-	-				0.000	0.000	0.000	1.03	-	-					-	-				0.012	
1.300	0.000	0.000	0.000	0.009	-	-					-	-				0.000	0.000	0.000	1.13	-	-					-	-				0.013	
1.400	0.000	0.000	0.000	0.008	-	-					-	-				0.000	0.000	0.000	1.23	-	-					-	-				0.014	
1.500	0.000	0.000	0.000	0.007	-	-					-	-				0.000	0.000	0.000	1.33	-	-					-	-				0.015	
1.600	0.000	0.000	0.000	0.006	-	-					-	-				0.000	0.000	0.000	1.43	-	-					-	-				0.016	
Totals:						0	0						0	0	0	0							0	0					0	0	0	0
Number of Trades:						0							0		0								0.00						0		0	

OPAP (CR)

(Contract Size: 100 Securities, Exercise Style: American, Physical Delivery)

Call Options																Put Options																			
Exercise Price	March 2016							April 2016							Other Months		March 2016							April 2016							Other Months		Exercise Price		
	Open price	Price max	Price min	Last price	Closing price	Volume	Open Interest	Open price	Price max	Price min	Last price	Closing price	Volume	Open Interest	Volume	Open Interest	Open price	Price max	Price min	Last price	Closing price	Volume	Open Interest	Open price	Price max	Price min	Last price	Closing price	Volume	Open Interest	Volume	Open Interest			
3.600	0.000	0.000	0.000		2.30	-	-	0.000	0.000	0.000		2.31	-	-			0.000	0.000	0.000		0.001	-	-	0.000	0.000	0.000		0.001	-	-			0.036		
3.800	0.000	0.000	0.000		2.11	-	-	0.000	0.000	0.000		2.11	-	-			0.000	0.000	0.000		0.001	-	-	0.000	0.000	0.000		0.001	-	-			0.038		
4.000	0.000	0.000	0.000		1.91	-	-	0.000	0.000	0.000		1.91	-	-			0.000	0.000	0.000		0.001	-	-	0.000	0.000	0.000		0.003	-	-			0.040		
4.400	0.000	0.000	0.000		1.51	-	-	0.000	0.000	0.000		1.53	-	-			0.000	0.000	0.000		0.001	-	-	0.000	0.000	0.000		0.014	-	-			0.044		
4.800	0.000	0.000	0.000		1.12	-	-	0.000	0.000	0.000		1.16	-	-			0.000	0.000	0.000		0.010	-	-	0.000	0.000	0.000		0.049	-	-			0.048		
5.200	0.000	0.000	0.000		0.756	-	-	0.000	0.000	0.000		0.841	-	-			0.000	0.000	0.000		0.048	-	-	0.000	0.000	0.000		0.126	-	-			0.052		
5.600	0.431	0.431	0.431	0.431	0.431	5	5	0.000	0.000	0.000		0.571	-	-			0.000	0.000	0.000		0.148	-	-	0.000	0.000	0.000		0.255	-	-			0.056		
6.000	0.000	0.000	0.000		0.241	-	-	0.000	0.000	0.000		0.369	-	-			0.000	0.000	0.000		0.333	-	100	0.000	0.000	0.000		0.453	-	-			0.060		
6.400	0.000	0.000	0.000		0.111	-	-	0.000	0.000	0.000		0.224	-	-			0.000	0.000	0.000		0.604	-	-	0.000	0.000	0.000		0.708	-	-			0.064		
6.800	0.000	0.000	0.000		0.044	-	15	0.000	0.000	0.000		0.128	-	-			0.000	0.000	0.000		0.937	-	200	0.000	0.000	0.000		1.01	-	-			0.068		
7.200	0.000	0.000	0.000		0.015	-	-	0.000	0.000	0.000		0.070	-	-			0.000	0.000	0.000		1.31	-	-	0.000	0.000	0.000		1.35	-	-			0.072		
7.600	0.000	0.000	0.000		0.005	-	-	0.000	0.000	0.000		0.037	-	-			0.000	0.000	0.000		1.70	-	-	0.000	0.000	0.000		1.72	-	-			0.076		
8.000	0.000	0.000	0.000		0.001	-	-	0.000	0.000	0.000		0.019	-	-			0.000	0.000	0.000		2.10	-	-	0.000	0.000	0.000		2.11	-	-			0.080		
8.400	0.000	0.000	0.000		0.001	-	-	0.000	0.000	0.000		0.009	-	-			0.000	0.000	0.000		2.50	-	-	0.000	0.000	0.000		2.50	-	-			0.084		
8.800	0.000	0.000	0.000		0.001	-	-	0.000	0.000	0.000		0.004	-	-			0.000	0.000	0.000		2.90	-	-	0.000	0.000	0.000		2.90	-	-			0.088		
9.200	0.000	0.000	0.000		0.001	-	-					-	-				0.000	0.000	0.000		3.30	-	-					-	-			0.092			
9.600	0.000	0.000	0.000		0.001	-	-					-	-				0.000	0.000	0.000		3.70	-	-					-	-			0.096			
10.000	0.000	0.000	0.000		0.001	-	-					-	-				0.000	0.000	0.000		4.10	-	-					-	-			0.100			
Totals:						5	20							0	0	0	0							5	300							0	0	0	0
Number of Trades:						1							0	0							0.00							0	0						

OTE (CR)

(Contract Size: 100 Securities, Exercise Style: American, Physical Delivery)

Exercise Price	Call Options														Put Options																		
	March 2016							April 2016							Other Months		March 2016							April 2016							Other Months		Exercise Price
	Open price	Price max	Price min	Last price	Closing price	Volume	Open Interest	Open price	Price max	Price min	Last price	Closing price	Volume	Open Interest	Volume	Open Interest	Open price	Price max	Price min	Last price	Closing price	Volume	Open Interest	Open price	Price max	Price min	Last price	Closing price	Volume	Open Interest	Volume	Open Interest	
4.800	0.000	0.000	0.000	2.19	-	-	0.000	0.000	0.000	2.20	-	-				0.000	0.000	0.000	0.001	-	-	0.000	0.000	0.000	0.004	-	-				0.048		
5.200	0.000	0.000	0.000	1.79	-	-	0.000	0.000	0.000	1.81	-	-				0.000	0.000	0.000	0.002	-	-	0.000	0.000	0.000	0.015	-	-				0.052		
5.600	0.000	0.000	0.000	1.40	-	-	0.000	0.000	0.000	1.44	-	-				0.000	0.000	0.000	0.010	-	-	0.000	0.000	0.000	0.045	-	-				0.056		
6.000	0.000	0.000	0.000	1.03	-	-	0.000	0.000	0.000	1.10	-	-				0.000	0.000	0.000	0.038	-	-	0.000	0.000	0.000	0.105	-	-				0.060		
6.400	0.000	0.000	0.000	0.698	-	-	0.000	0.000	0.000	0.809	-	-				0.000	0.000	0.000	0.109	-	60	0.000	0.000	0.000	0.210	-	-				0.064		
6.800	0.000	0.000	0.000	0.434	-	5	0.000	0.000	0.000	0.569	-	-				0.000	0.000	0.000	0.245	-	210	0.000	0.000	0.000	0.370	-	-				0.068		
7.200	0.000	0.000	0.000	0.244	-	-	0.000	0.000	0.000	0.383	-	-				0.000	0.000	0.000	0.455	-	130	0.000	0.000	0.000	0.583	-	-				0.072		
7.600	0.000	0.000	0.000	0.127	-	5	0.000	0.000	0.000	0.246	-	-				0.000	0.000	0.000	0.738	-	30	0.000	0.000	0.000	0.846	-	-				0.076		
8.000	0.000	0.000	0.000	0.057	-	5	0.000	0.000	0.000	0.151	-	-				0.000	0.000	0.000	1.07	-	-	0.000	0.000	0.000	1.15	-	-				0.080		
8.400	0.000	0.000	0.000	0.025	-	-	0.000	0.000	0.000	0.090	-	-				0.000	0.000	0.000	1.44	-	-	0.000	0.000	0.000	1.49	-	-				0.084		
8.800	0.000	0.000	0.000	0.010	-	-	0.000	0.000	0.000	0.051	-	-				0.000	0.000	0.000	1.82	-	-	0.000	0.000	0.000	1.86	-	-				0.088		
9.200	0.000	0.000	0.000	0.003	-	-	0.000	0.000	0.000	0.029	-	-				0.000	0.000	0.000	2.22	-	-	0.000	0.000	0.000	2.23	-	-				0.092		
9.600	0.000	0.000	0.000	0.001	-	-	0.000	0.000	0.000	0.016	-	-				0.000	0.000	0.000	2.62	-	-	0.000	0.000	0.000	2.62	-	-				0.096		
10.000	0.000	0.000	0.000	0.001	-	-	0.000	0.000	0.000	0.008	-	-				0.000	0.000	0.000	3.02	-	-	0.000	0.000	0.000	3.02	-	-				0.100		
11.000	0.000	0.000	0.000	0.002	-	-					-	-				0.000	0.000	0.000	4.02	-	-					-	-				0.110		
12.000	0.000	0.000	0.000	0.001	-	-					-	-				0.000	0.000	0.000	5.02	-	-					-	-				0.120		
13.000	0.000	0.000	0.000	0.001	-	-					-	-				0.000	0.000	0.000	6.02	-	-					-	-				0.130		
14.000	0.000	0.000	0.000	0.001	-	-					-	-				0.000	0.000	0.000	7.02	-	-					-	-				0.140		
Totals:					0	15					0	0	0	0					0	430						0	0	0	0				
Number of Trades:					0						0		0						0.00							0		0					

PIRAEUS BANK (CR)

(Contract Size: 100 Securities, Exercise Style: American, Physical Delivery)

Exercise Price	Call Options														Put Options																	
	March 2016						April 2016						Other Months		March 2016						April 2016						Other Months		Exercise Price			
	Open price	Price max	Price min	Last price	Closing price	Volume	Open Interest	Open price	Price max	Price min	Last price	Closing price	Volume	Open Interest	Volume	Open Interest	Open price	Price max	Price min	Last price	Closing price	Volume	Open Interest	Open price	Price max	Price min	Last price	Closing price		Volume	Open Interest	Volume
0.050	0.000	0.000	0.000	0.071	-	-	0.000	0.000	0.000	0.073	-	-				0.000	0.000	0.000	0.001	-	-	0.000	0.000	0.000	0.000	0.002	-	-				
0.100	0.000	0.000	0.000	0.033	-	-	0.000	0.000	0.000	0.040	-	-				0.000	0.000	0.000	0.012	-	-	0.000	0.000	0.000	0.000	0.019	-	-				0.001
0.150	0.000	0.000	0.000	0.013	-	-	0.000	0.000	0.000	0.022	-	-				0.000	0.000	0.000	0.042	-	-	0.000	0.000	0.000	0.000	0.050	-	-				0.002
0.200	0.000	0.000	0.000	0.005	-	-	0.000	0.000	0.000	0.012	-	-				0.000	0.000	0.000	0.084	-	-	0.000	0.000	0.000	0.000	0.091	-	-				0.002
0.250	0.000	0.000	0.000	0.002	-	-	0.000	0.000	0.000	0.007	-	-				0.000	0.000	0.000	0.131	-	-	0.000	0.000	0.000	0.000	0.136	-	-				0.003
0.300	0.000	0.000	0.000	0.001	-	-	0.000	0.000	0.000	0.004	-	-				0.000	0.000	0.000	0.180	-	-	0.000	0.000	0.000	0.000	0.183	-	-				0.003
0.350	0.000	0.000	0.000	0.001	-	-	0.000	0.000	0.000	0.003	-	-				0.000	0.000	0.000	0.229	-	-	0.000	0.000	0.000	0.000	0.231	-	-				0.004
0.400	0.000	0.000	0.000	0.001	-	-	0.000	0.000	0.000	0.002	-	-				0.000	0.000	0.000	0.279	-	-	0.000	0.000	0.000	0.000	0.280	-	-				0.004
0.450	0.000	0.000	0.000	0.001	-	-	0.000	0.000	0.000	0.001	-	-				0.000	0.000	0.000	0.329	-	-	0.000	0.000	0.000	0.000	0.330	-	-				0.005
0.500	0.000	0.000	0.000	0.001	-	-					-	-				0.000	0.000	0.000	0.379	-	-					-	-				0.005	
0.550	0.000	0.000	0.000	0.001	-	-					-	-				0.000	0.000	0.000	0.429	-	-					-	-				0.006	
0.600	0.000	0.000	0.000	0.001	-	-					-	-				0.000	0.000	0.000	0.479	-	-					-	-				0.006	
0.650	0.000	0.000	0.000	0.001	-	-					-	-				0.000	0.000	0.000	0.529	-	-					-	-				0.007	
0.700	0.000	0.000	0.000	0.001	-	-					-	-				0.000	0.000	0.000	0.579	-	-					-	-				0.007	
0.800	0.000	0.000	0.000	0.003	-	-					-	-				0.000	0.000	0.000	0.679	-	-					-	-				0.008	
Totals:					0	0					0	0	0	0					0	0						0	0	0	0			
Number of Trades:					0						0		0						0.00							0		0				

PPC (CR)

(Contract Size: 100 Securities, Exercise Style: American, Physical Delivery)

Exercise Price	Call Options														Put Options																		
	March 2016						April 2016						Other Months		March 2016						April 2016						Other Months		Exercise Price				
	Open price	Price max	Price min	Last price	Closing price	Volume	Open Interest	Open price	Price max	Price min	Last price	Closing price	Volume	Open Interest	Volume	Open Interest	Open price	Price max	Price min	Last price	Closing price	Volume	Open Interest	Open price	Price max	Price min	Last price	Closing price		Volume	Open Interest	Volume	Open Interest
1.800	0.000	0.000	0.000	1.09	-	-	0.000	0.000	0.000	1.10	-	-				0.000	0.000	0.000	0.001	-	-				0.000	0.000	0.000	0.001		-	-		
1.900	0.000	0.000	0.000	0.993	-	-	0.000	0.000	0.000	0.997	-	-				0.000	0.000	0.000	0.001	-	-				0.000	0.000	0.000	0.001	-	-			0.019
2.000	0.000	0.000	0.000	0.893	-	-	0.000	0.000	0.000	0.899	-	-				0.000	0.000	0.000	0.001	-	-				0.000	0.000	0.000	0.003	-	-			0.020
2.200	0.000	0.000	0.000	0.695	-	-	0.000	0.000	0.000	0.708	-	-				0.000	0.000	0.000	0.002	-	-				0.000	0.000	0.000	0.012	-	-			0.022
2.400	0.000	0.000	0.000	0.506	-	-	0.000	0.000	0.000	0.532	-	-				0.000	0.000	0.000	0.013	-	-				0.000	0.000	0.000	0.035	-	-			0.024
2.600	0.000	0.000	0.000	0.337	-	-	0.000	0.000	0.000	0.378	-	-				0.000	0.000	0.000	0.044	-	-				0.000	0.000	0.000	0.080	-	-			0.026
2.800	0.000	0.000	0.000	0.203	-	-	0.000	0.000	0.000	0.255	-	-				0.000	0.000	0.000	0.109	-	-				0.000	0.000	0.000	0.157	-	-			0.028
3.000	0.000	0.000	0.000	0.109	-	-	0.000	0.000	0.000	0.162	-	-				0.000	0.000	0.000	0.215	-	-				0.000	0.000	0.000	0.264	-	-			0.030
3.200	0.000	0.000	0.000	0.053	-	-	0.000	0.000	0.000	0.097	-	-				0.000	0.000	0.000	0.359	-	-				0.000	0.000	0.000	0.399	-	-			0.032
3.400	0.000	0.000	0.000	0.023	-	20	0.000	0.000	0.000	0.056	-	-				0.000	0.000	0.000	0.530	-	-				0.000	0.000	0.000	0.558	-	-			0.034
3.600	0.000	0.000	0.000	0.009	-	-	0.000	0.000	0.000	0.031	-	-				0.000	0.000	0.000	0.716	-	-				0.000	0.000	0.000	0.734	-	-			0.036
3.800	0.000	0.000	0.000	0.003	-	40	0.000	0.000	0.000	0.016	-	-				0.000	0.000	0.000	0.911	-	-				0.000	0.000	0.000	0.920	-	-			0.038
4.000	0.000	0.000	0.000	0.001	-	-	0.000	0.000	0.000	0.008	-	-				0.000	0.000	0.000	1.11	-	-				0.000	0.000	0.000	1.11	-	-			0.040
4.400	0.000	0.000	0.000	0.001	-	-	0.000	0.000	0.000	0.002	-	-				0.000	0.000	0.000	1.51	-	-				0.000	0.000	0.000	1.51	-	-			0.044
4.800	0.000	0.000	0.000	0.001	-	60	0.000	0.000	0.000	0.002	-	-				0.000	0.000	0.000	1.91	-	-				0.000	0.000	0.000	1.91	-	-			0.048
5.200	0.000	0.000	0.000	0.001	-	-	0.000	0.000	0.000	0.001	-	-				0.000	0.000	0.000	2.31	-	-				0.000	0.000	0.000	2.31	-	-			0.052
5.600	0.000	0.000	0.000	0.001	-	-					-	-				0.000	0.000	0.000	2.71	-	-								-	-			0.056
6.000	0.000	0.000	0.000	0.001	-	-					-	-				0.000	0.000	0.000	3.11	-	-								-	-			0.060
6.400	0.000	0.000	0.000	0.001	-	-					-	-				0.000	0.000	0.000	3.51	-	-								-	-			0.064
6.800	0.000	0.000	0.000	0.001	-	-					-	-				0.000	0.000	0.000	3.91	-	-								-	-			0.068
7.200	0.000	0.000	0.000	0.001	-	-					-	-				0.000	0.000	0.000	4.31	-	-								-	-			0.072
Totals:						0	120					0	0	0	0							0	0									0	0
Number of Trades:						0						0	0										0.00									0	0

Lending Products	Underlying Title	Multilateral Transactions[1]					Bilateral Transactions[2]		Stock Borrowing through OTC (volume)[3]
		Open Interest[5]	Volume(Offered)	Average Weighted	Transactions volume	Average Weighted	Transactions Volume	Average Weighted	Transactions Volume
AEGBOR	AEGEAN AIRLINES (CR)	111	9,338	5.31%	---	---	---	---	11,701
ALPHABOR	ALPHA BANK (CR)	81,562	22,479	4.68%	22,479	4.68%	---	---	4,207,605
AETFBOR	ALPHA ETF FTSE Athex Large Cap	---	---	---	---	---	100,000	1.50%	---
ALMYBOR	ALUMIL (CR)	---	---	---	---	---	---	---	---
ASCOBOR	AS COMPANY SA (CR)	---	---	---	---	---	---	---	---
IATRBOR	ATHENS MEDICAL CENTER SA (CR)	---	39,104	5.31%	---	---	---	---	---
OTOELBOR	AUTOHELLAS SA (CR)	---	1,361	5.31%	---	---	---	---	---
EEEBOR	CC HBC AG (CR)	5,420	1,984	5.31%	---	---	---	---	70,546
CENRBOR	CENTRIC HOLDINGS (CR)	---	16,000	5.31%	---	---	---	---	---
SOLKBOR	CORINTH PIPEWORKS SA (CR)	---	---	---	---	---	---	---	---
PLAKRBOR	CRETE PLASTICS SA (CR)	---	---	---	---	---	---	---	---
ELLAKTORBOR	ELLAKTOR (CR)	32,600	55,188	4.68%	2,600	2.85%	500	0.01%	---
ANEMOSBOR	ELTECH ANEMOS S.A. (CR)	---	---	---	---	---	---	---	---
ELTONBOR	ELTON SA (CR)	---	---	---	---	---	---	---	---
ELBABOR	ELVAL HOLDINGS (CB)	---	---	---	---	---	---	---	---
EUROBBOR	EUROBANK ERGASIAS (CR)	98,000	113,786	3.31%	---	---	12,400	0.01%	1,682,981
EUROCBOR	EUROCONSULTANTS S.A. (CR)	---	---	---	---	---	---	---	---
EUPICBOR	EUROPEAN RELIANCE INSUR. (CR)	---	---	---	---	---	---	---	---
EYDAPBOR	EYDAP S.A. (CR)	4,800	955	4.24%	---	---	---	---	17,780
FFGRPBOR	FOLLI FOLLIE (CR)	9,100	71,294	5.31%	---	---	---	---	508,553
FOYRKBOR	FOURLIS (CR)	---	5,130	5.31%	---	---	---	---	3,850
FRIGOBOR	FRIGOGLOSS SA (CR)	---	5,760	5.31%	---	---	---	---	---
GEKTERNABOR	GEK TERNA (CR)	682	57,456	5.31%	---	---	---	---	---
SARBOR	GR. SARANTIS SA (CR)	---	1,931	5.31%	---	---	---	---	---
EUPROBOR	GRIVALIA PROPERTIES (CR)	18,653	72,448	3.31%	---	---	---	---	55,742
XAKOBOR	HALKOR SA (CB)	---	50,550	5.31%	---	---	---	---	---
EXAEBOR	HELLENIC EXCHANGES-A.S.E. (CR)	28,091	482,237	3.31%	600	2.65%	---	---	65,000
ELPEBOR	HELLENIC PETROLEUM (CR)	2,900	227,652	3.55%	900	2.65%	---	---	44,796
HYGEIABOR	HYGEIA SA (CR)	---	48,700	5.31%	---	---	---	---	---
IASOBOR	IASO SA (CR)	---	---	---	---	---	---	---	---
IKTINBOR	IKTINOS HELLAS SA (CR)	---	---	---	---	---	---	---	---

Stock Lending Notes

[1] - Multilateral contracts Lending or Borrowing as per Methods 8-1, 8-2 and 8-3-3 (According to ATHEX BoD Resolution No.17)

[2] - Bilateral Contracts Lending or Borrowing as per Methods 8-3-1 and 8-3-2 (According to ATHEX BoD Resolution No.20)

[3] - The information concerning OTC Stock Borrowing Transactions is based on the statements of the Dematerialised Securities System (DSS) operators involved and refers to volumes that have been registered up until the previous working day.

[4] - Average Price (Volume weighted)

[5] - The Data concerning Open Interest before the start of trading session

Lending Products	Underlying Title	Multilateral Transactions[1]					Bilateral Transactions[2]		Stock Borrowing through OTC (volume)[3]
		Open Interest[5]	Volume(Offered)	Average Weighted	Transactions volume	Average Weighted	Transactions Volume	Average Weighted	Transactions Volume
LYKBOR	INFORM P. LYKOS SA (CR)	---	---	---	---	---	---	---	
INTRKBOR	INTRACOM HOLDINGS (CR)	---	168,546	5.31%	---	---	---	---	
INLOTBOR	INTRALOT (CR)	10,131	56,269	5.31%	---	---	---	803	
AVAXBOR	J & P - AVAX SA (CR)	---	20,335	5.31%	---	---	---	---	
BELABOR	JUMBO SA (CR)	88,739	43,544	3.31%	---	---	---	87,965	
KLEMBOR	KLEEMAN HELLAS SA (CR)	---	23,512	5.31%	---	---	---	---	
KORRESBOR	KORRES (CR)	---	---	---	---	---	---	---	
KRIBOR	KRI-KRI S.A. (CR)	---	47,768	5.31%	---	---	---	---	
KYRMBOR	KYRIAKIDIS MARBLES SA (CR)	---	5,737	5.31%	---	---	---	---	
LAMDABOR	LAMDA DEVELOPMENT SA (CR)	103	29	5.34%	---	---	---	10,377	
MIGBOR	MARFIN INVESTMENT GROUP (CR)	3,000	70,919	5.31%	---	---	---	744,474	
METKKBOR	METKA (CR)	9,600	8,552	5.31%	---	---	---	965	
MLSBOR	MLS MULTIMEDIA SA (CR)	---	9,118	5.31%	---	---	---	---	
MOHBOR	MOTOR OIL (CR)	56,906	28,188	3.31%	900	2.65%	---	48,255	
MYTILBOR	MYTILINEOS HOLDINGS (CR)	5,230	170,020	5.31%	---	---	---	---	
ETEBOR	NATIONAL BANK (CR)	280,831	299,300	4.24%	---	---	---	3,570,527	
ETFASEBOR	NBGAM ETF	---	---	---	---	---	---	---	
ETFGT30PBOR	NBGAM ETF GREECE & TURKEY 30	---	---	---	---	---	---	---	
OPAPBOR	OPAP (CR)	35,698	224,423	3.31%	---	---	---	823,888	
HTOBOR	OTE (CR)	22,039	71,372	4.24%	---	---	---	399,846	
PPABOR	P.P.A. S.A. (CR)	297	559	5.31%	---	---	---	151	
PETROBOR	PETROPOULOS PETROS (CR)	---	---	---	---	---	---	---	
TPEIRBOR	PIRAEUS BANK (CR)	11,993	11,993	5.31%	11,993	5.31%	---	1,183,662	
PLAISBOR	PLAISIO COMPUTERS SA (CR)	---	---	---	---	---	---	---	
PPCBOR	PPC (CR)	96,146	19,657	3.86%	400	2.65%	---	932,224	
QUALBOR	QUALITY & RELIABILITY SA (CR)	---	---	---	---	---	---	---	
KAMPBOR	REDS S.A. (CR)	---	---	---	---	---	---	---	
OLYMPBOR	TECHNICAL OLYMPIC SA (CR)	---	9,039	5.31%	---	---	---	---	
TENERGYBOR	TERNA ENERGY (CR)	---	25,691	5.31%	---	---	---	---	
EYAPSBOR	THESSALONIKA WATER & SEWERAGE	---	798	5.31%	---	---	---	---	
PLATBOR	THRACE PLASTICS SA (CR)	---	42,700	5.31%	---	---	---	---	

Stock Lending Notes

[1] - Multilateral contracts Lending or Borrowing as per Methods 8-1, 8-2 and 8-3-3 (According to ATHEX BoD Resolution No.17)

[2] - Bilateral Contracts Lending or Borrowing as per Methods 8-3-1 and 8-3-2 (According to ATHEX BoD Resolution No.20)

[3] - The information concerning OTC Stock Borrowing Transactions is based on the statements of the Dematerialised Securities System (DSS) operators involved and refers to volumes that have been registered up until the previous working day.

[4] - Average Price (Volume weighted)

[5] - The Data concerning Open Interest before the start of trading session

Lending Products	Underlying Title	Open Interest[5]	Multilateral Transactions[1]				Bilateral Transactions[2]		Stock Borrowing through OTC (volume)[3]
			Volume(Offered)	Average Weighted	Transactions volume	Average Weighted	Transactions Volume	Average Weighte	Transactions Volume
TITKBOR	TITAN CEMENT (CR)	4,400	254,509	5.31%	---	---	500	0.01%	3,204
OLTHBOR	TPA SA (CR)	---	3,462	5.31%	---	---	---	---	---
VIOBOR	VIOHALCO SA/NV (CB)	5,035	5,701	5.31%	---	---	---	---	---

Stock Lending Notes

[1] - Multilateral contracts Lending or Borrowing as per Methods 8-1, 8-2 and 8-3-3 (According to ATHEX BoD Resolution No.17)

[2] - Bilateral Contracts Lending or Borrowing as per Methods 8-3-1 and 8-3-2 (According to ATHEX BoD Resolution No.20)

[3] - The information concerning OTC Stock Borrowing Transactions is based on the statements of the Dematerialised Securities System (DSS) operators involved and refers to volumes that have been registered up until the previous working day.

[4] - Average Price (Volume weighted)

[5] - The Data concerning Open Interest before the start of trading session

Sectors codification for listed companies

533	-	Exploration & Production	537	-	Integrated Oil & Gas
1353	-	Commodity Chemicals	1357	-	Specialty Chemicals
1753	-	Aluminum	1755	-	Nonferrous Metals
1757	-	Steel	1775	-	General Mining
2353	-	Building Materials & Fixtures	2357	-	Heavy Construction
2723	-	Containers & Packaging	2727	-	Diversified Industrials
2733	-	Electrical Components & Equipment	2753	-	Commercial Vehicles & Trucks
2757	-	Industrial Machinery	2773	-	Marine Transportation
2777	-	Transportation Services	2791	-	Business Support Services
2797	-	Industrial Suppliers	3535	-	Distillers & Vintners
3537	-	Soft Drinks	3573	-	Farming Fishing & Plantations
3577	-	Food Products	3722	-	Durable Household Products
3726	-	Furnishings	3728	-	Home Construction
3747	-	Toys	3763	-	Clothing & Accessories
3765	-	Footwear	3767	-	Personal Products
3785	-	Tobacco	4533	-	Health Care Providers
4535	-	Medical Equipment	4577	-	Pharmaceuticals
5337	-	Food Retailers & Wholesalers	5371	-	Apparel Retailers
5373	-	Broadline Retailers	5375	-	Home Improvement Retailers
5379	-	Specialty Retailers	5553	-	Broadcasting & Entertainment
5555	-	Media Agencies	5557	-	Publishing
5751	-	Airlines	5752	-	Gambling
5753	-	Hotels	5755	-	Recreational Services
5757	-	Restaurants & Bars	5759	-	Travel & Tourism
6535	-	Fixed Line Telecommunications	6575	-	Mobile Telecommunications
7535	-	Conventional Electricity	7537	-	Alternative Electricity
7577	-	Water	8355	-	Banks
8534	-	Insurance Brokers	8536	-	Property & Casualty Insurance
8633	-	Real Estate Holding & Development	8637	-	Real Estate Services
8671	-	Industrial & Office REITs	8675	-	Specialty REITs
8775	-	Specialty Finance	8777	-	Investment Services
8985	-	Equity Investment Instruments	9533	-	Computer Services
9535	-	Internet	9537	-	Software
9572	-	Computer Hardware	9574	-	Electronic Office Equipment
9578	-	Telecommunications Equipment	12003	-	ETF



ATHEXGROUP
Όμιλος Χρηματιστηρίου Αθηνών

Λεωφ. Αθηνών 110 104 42 Αθήνα
110, Athinon Ave. GR 104 42 Athens
tel. (+30)210-33.66.800, fax (+30)210-33.66.101
www.athexgroup.gr