



**ATHEXGROUP**  
Athens Exchange Group

Hellenic Exchanges – Athens Stock Exchange S.A.



**2016**

δελτιο ημερησιων συναλλαγων

*daily official list*

Friday, 19 February, 2016

Year: 137 Trading Day No: 34



**Disclaimer:**

Hellenic Exchanges-Athens Stock Exchange S.A endeavours to ensure that the data and other material ("Information") presented on the Daily Official List are accurate and complete, but it is not liable for any errors or omissions of data or /and for the accuracy, credibility, updating and completeness of the aforesaid information nor it has any liability arising directly or indirectly from the use of the above Information.

The Company is not liable for the accuracy of the data included in listed companies' announcements. Only the sender of such an announcement is fully and solely liable for any infringement of third party's rights from the content of such announcement, All contents of the Daily Official List are provided only for information purposes and do not constitute investment advice or solicitation to invest in securities or other products listed for trading on the Exchange.

You acknowledge and agree that the Company is the owner of any property rights related to any Information appearing on the Daily Official List including intellectual property rights copyright, trademarks, etc.

The above data are a property of the Hellenic Exchanges-Athens Exchange and are copyright protected. Users are forbidden to reproduce, modify, copy, sale, transmit or redistribute, by all reproduction means and methods, part or the whole of the above data, without reference to their source.

The commercial exploitation of these data is, also, forbidden by third parties. Hellenic Exchanges-Athens Exchange does not carry any responsibility, direct or indirect, derived from usage or accidental alteration of the above data when used by third parties.

---

**Hellenic Exchanges – Athens Stock Exchange S.A.**

110 Athinon Ave.,10442 Athens, Tel: (210) 33.66.800, Fax: (210) 32.13.938

[www.helex.gr](http://www.helex.gr)

---

**Thessalonica Stock Exchange Center (T.S.E.C)**

16-18 Katouni Str., Thessalonica 546 25 Tel: (2310) 567.667, Fax: (2310) 530.545

**Athex Members Guarantee Fund**

14-16 Fidiou Str., Athens 106 78, Tel: (210) 33.04.682, Fax: (210) 33.04.155

**Hellenic Republic Capital Market Commission**

1 Kolokotroni Str. & 1 Stadiou Str., Athens 10562 Tel: (210) 33.77.100 Fax: (210) 33.77.173

---

**Table of Contents**

---

**Section 1: Statistical Figures of Securities, Derivatives and Lending**

Summary of Markets

Athex Indices

Analytic Figures for Athex Market's Boards and Categories

Trading Details by Athex Sectors and Financial Instruments (ETFs)

Top 10 best &amp; worst performing Shares

Derivatives Summary

**Section 2: Analytic Figures of Shares Transactions**

Analytic Figures of Shares Transactions

Shares' Notes

**Section 3: Figures of Securities Transactions**

Securities Blocks Details

Shares Rights Details

Stock Borrowing

Shares Forced Sales

Forced Sales Registered Shares

Exchange Traded Funds (ETFs) Characteristics

**Section 5: Bonds traded in Fixed Income Assets Market**

Corporate Bonds

Government Bonds

Treasury Bills &amp; Zero Coupon Government Bonds

Government Bonds Traded with the Open Outcry Method

State Banks Bonds

**Section 6: Additional Infos**

Athex &amp; ATHEXClear Members List

List of Stocks under Market Making operations

**Section 7: Derivatives Market Analytic Figures**

Index Futures

Stock Futures

Index Options

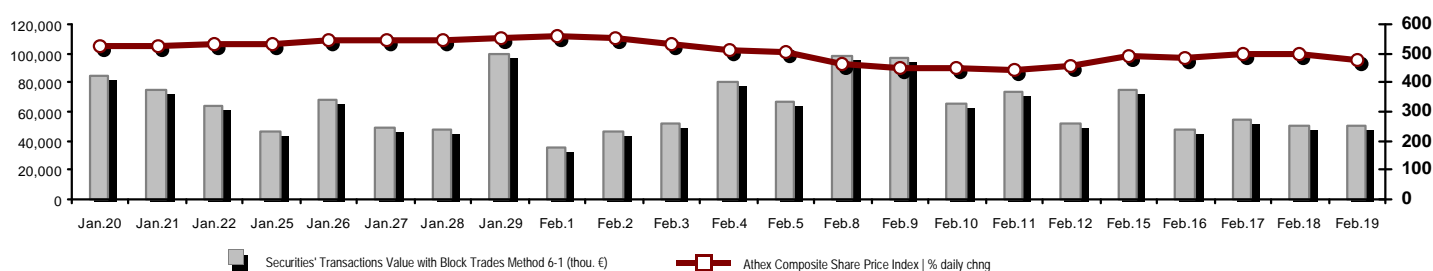
Stock Options

Stock Lending Analytic Figures

**Appendix A: Sectors codification for listed companies**

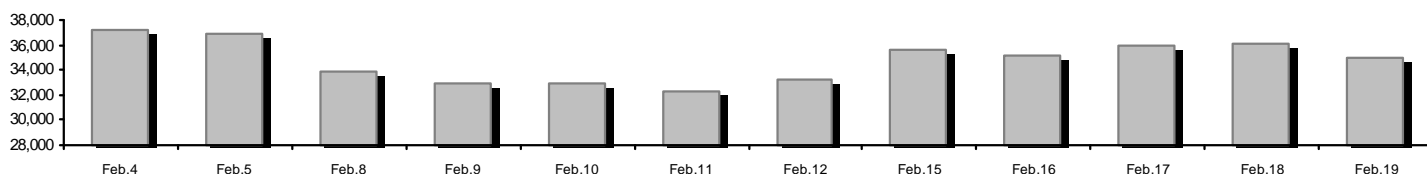
## Summary of Markets

Athex Composite Share Price Index vs Shares and Derivatives Transactions Value

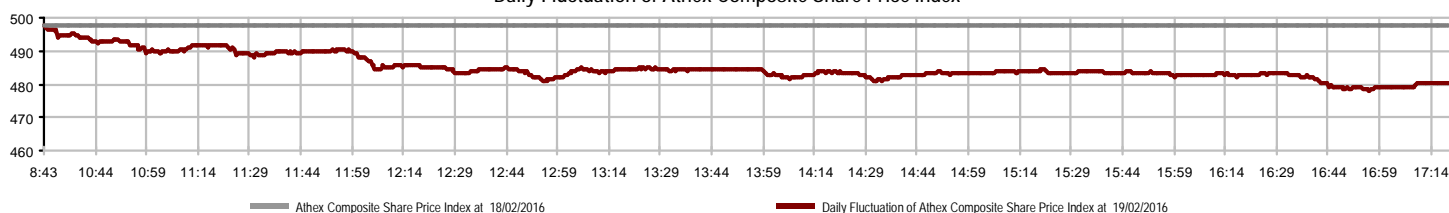


Athex Capitalisation (mill. €) **: 34,922.66	Derivatives Total Open Interest: 216,877
Daily change: mill. €   %: -1,117.99 -3.10%	in Index Futures   % daily chng: 16,336 -7.35%
Yearly Avg Capitalisation: mill. €   % chng prev year Avg: 39,039.04 -10.51%	in Stock Futures   % daily chng: 190,830 -10.96%
Athex Composite Share Price Index   % daily chng: 480.54 -3.46%	in Index Options   % daily chng: 6,959 -5.06%
Athex Composite Share Price Index Capitalisation (mill. €): 30,770.73	in Stock Options   % daily chng: 2,752 -1.78%
Daily change (mill. €): -1,038.38	
Securities' Transactions Value with Block Trades Method 6-1 (thou. €): 50,511.60	Derivatives Contracts Volume: 87,876
Daily change: thou. €   %: -84.58 -0.17%	Daily change: pieces   %: 22,107 33.61%
YtD Avg Trans. Value: thou. €   % chng prev year Avg: 69,443.94 -18.88%	YtD Avg Derivatives Contracts   % chng prev year Avg: 59,543 -9.38%
Blocks Transactions Value of Method 6-1 (thou. €): 3,569.35	Derivatives Trades Number: 3,673
Blocks Transactions Value of Method 6-2 & 6-3 (thou. €): 15.70	Daily change: number   %: 1,021 38.50%
Bonds Transactions Value (thou. €): 0.00	YtD Avg Derivatives Trades number   % chng prev year Avg: 2,669 -18.32%
Securities' Transactions Volume with Block Trades Method 6-1 (thou. pieces): 111,321.56	Lending Total Open Interest: 742,692
Daily change: thou. pieces   %: 22,148.25 24.84%	Daily change: pieces   %: 34,331 4.85%
YtD Avg Volume: thou. pieces   % chng prev year Avg: 129,078.31 -33.13%	Lending Volume (Multilateral/Bilateral): 51,844
Blocks Transactions Volume of Method 6-1 (thou. Pieces): 14,155.47	Daily change: pieces   %: -11,255 -17.84%
Blocks Transactions Volume of Method 6-2 & 6-3 (thou. Pieces): 1.90	Multilateral Lending: 48,544
Bonds Transactions Volume (thou. pieces): 0.00	Bilateral Lending: 3,300
Securities' Trades Number with Block Trades Method 6-1: 22,718	Lending Trades Number: 9
Daily change: number   %: 3,002 15.23%	Daily change: thou. €   %: 0 0.00%
YtD Avg Derivatives Trades number   % chng prev year Avg: 23,464 -13.11%	Multilateral Lending Trades Number: 7
Number of Blocks Method 6-1: 5	Bilateral Lending Trades Number: 2
Number of Blocks Method 6-2 & 6-3: 2	
Number of Bonds Transactions: 0	

Athex Capitalisation (mill. €) \*\*



Daily Fluctuation of Athex Composite Share Price Index



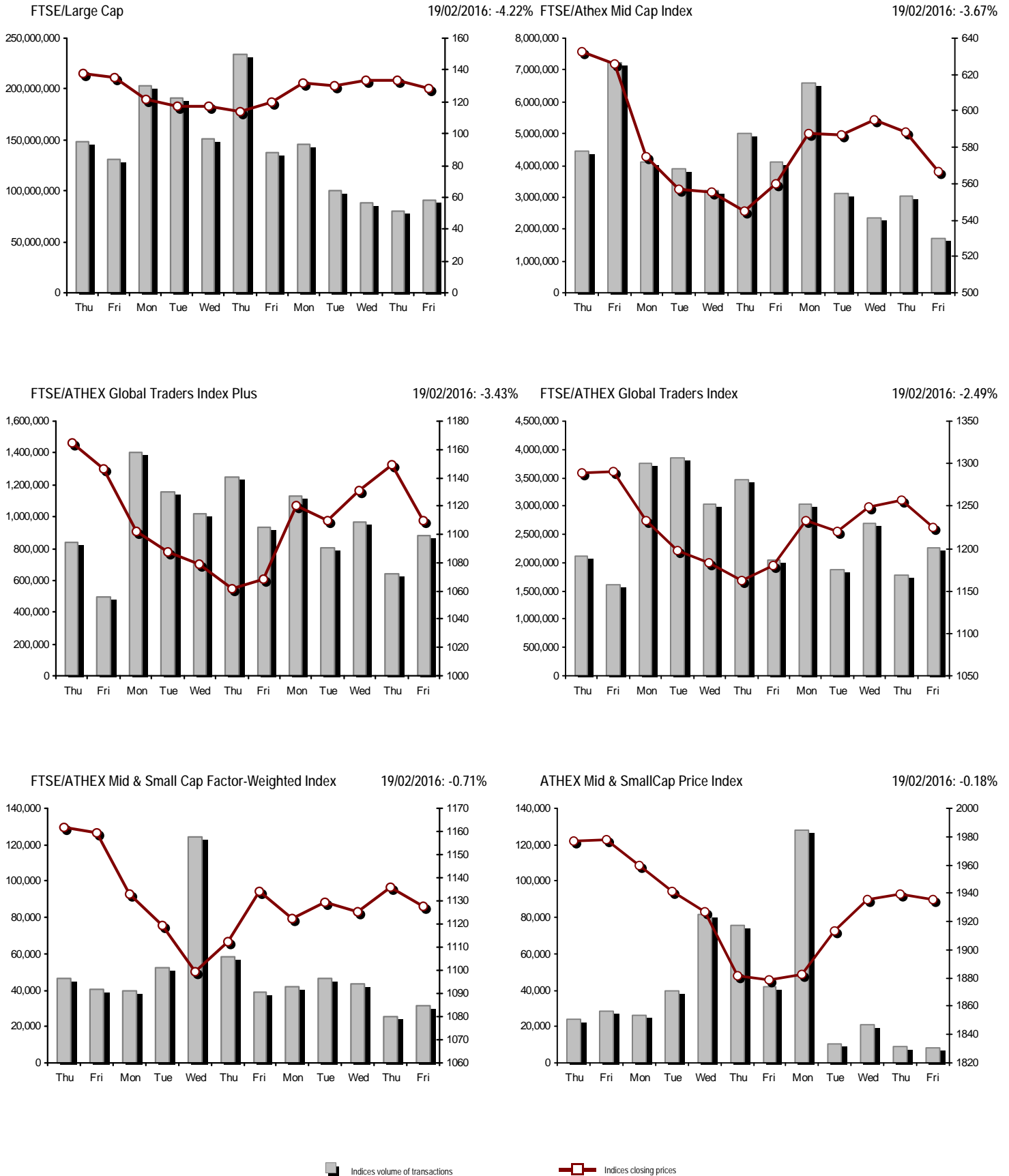
## Athex Indices

Index name	19/02/2016	18/02/2016	pts.	%	Min	Max	Year min	Year max	Year change
Athex Composite Share Price Index	480.54	497.75	-17.21	-3.46%	477.81	497.75	420.82	631.35	-23.89%
FTSE/Athex Large Cap	127.96	133.60	-5.64	-4.22%	127.05	133.71	107.52	183.34	-30.21%
FTSE/ATHEX Custom Capped	449.69	447.67	2.02	0.45%			390.34	576.80	-23.51%
FTSE/ATHEX Custom Capped - USD	357.85	357.34	0.51	0.14%			317.45	446.81	-21.84%
FTSE/Athex Mid Cap Index	566.69	588.25	-21.56	-3.67%	562.76	588.25	515.21	820.16	-30.59%
FTSE/ATHEX-CSE Banking Index	20.63	23.24	-2.61	-11.23%	20.31	23.24	13.57	44.84	-53.74%
FTSE/ATHEX Global Traders Index Plus	1,109.82	1,149.20	-39.38	-3.43%	1,104.52	1,149.20	1,031.55	1,278.16	-12.93%
FTSE/ATHEX Global Traders Index	1,224.92	1,256.20	-31.28	-2.49%	1,221.02	1,256.20	1,129.41	1,426.71	-14.14%
FTSE/ATHEX Mid & Small Cap Factor-Weighted Ind	1,127.68	1,135.74	-8.06	-0.71%	1,120.03	1,138.38	1,066.64	1,261.08	-10.19%
Greece & Turkey 30 Price Index	425.46	432.50	-7.04	-1.63%	423.92	430.18	396.10	455.35	-8.35%
ATHEX Mid & SmallCap Price Index	1,935.56	1,939.00	-3.44	-0.18%	1,925.10	1,943.75	1,848.24	2,183.18	-10.88%
FTSE/Athex Market Index	314.22	327.98	-13.76	-4.20%	312.02	328.22	265.17	449.96	-30.17%
FTSE Med Index	4,743.97	4,745.51	-1.54	-0.03%			4,396.47	5,530.53	-14.22%
Athex Composite Index Total Return Index	715.02	740.62	-25.60	-3.46%	710.95	740.62	626.16	939.41	-23.89%
FTSE/Athex Large Cap Total Return	176.52	184.30	-7.78	-4.22%			157.44	246.77	-30.20%
FTSE/ATHEX Large Cap Net Total Return	527.29	550.55	-23.26	-4.22%	523.56	550.98	443.06	755.50	-30.21%
FTSE/ATHEX Custom Capped Total Return	482.57	480.40	2.17	0.45%			418.87	618.97	-23.51%
FTSE/ATHEX Custom Capped - USD Total Return	384.02	383.46	0.55	0.14%			340.66	479.47	-21.84%
FTSE/Athex Mid Cap Total Return	696.70	723.21	-26.51	-3.67%			669.55	1,008.35	-30.59%
FTSE/ATHEX-CSE Banking Total Return Index	20.11	22.65	-2.54	-11.21%			15.92	42.34	-53.76%
Greece & Turkey 30 Total Return Index	536.37	532.97	3.40	0.64%			502.35	562.63	-6.83%
Hellenic Mid & Small Cap Index	608.21	623.36	-15.15	-2.43%	605.00	623.36	560.15	722.84	-15.00%
FTSE/Athex Banks	27.25	30.71	-3.46	-11.27%	26.83	30.71	17.93	59.24	-53.75%
FTSE/Athex Insurance	1,454.06	1,454.06	0.00	0.00%	1,454.06	1,454.06	1,274.94	1,517.28	-1.43%
FTSE/Athex Financial Services	761.48	786.38	-24.90	-3.17%	756.17	786.38	634.69	996.19	-21.81%
FTSE/Athex Industrial Goods & Services	1,468.26	1,486.42	-18.16	-1.22%	1,457.93	1,486.42	1,385.37	1,844.00	-19.53%
FTSE/Athex Retail	2,118.14	2,183.68	-65.54	-3.00%	2,046.78	2,183.68	1,826.41	2,526.06	-16.15%
FTSE/ATHEX Real Estate	2,320.47	2,282.62	37.85	1.66%	2,244.76	2,349.92	2,179.99	2,502.99	-4.12%
FTSE/Athex Personal & Household Goods	5,129.42	5,092.47	36.95	0.73%	5,073.69	5,190.24	4,433.32	5,241.11	1.31%
FTSE/Athex Food & Beverage	6,724.40	6,649.92	74.48	1.12%	6,649.92	6,888.47	5,952.97	7,376.68	-8.84%
FTSE/Athex Basic Resources	1,335.63	1,389.76	-54.13	-3.89%	1,335.63	1,398.02	1,200.24	1,648.25	-18.29%
FTSE/Athex Construction & Materials	1,594.69	1,687.56	-92.87	-5.50%	1,594.69	1,687.56	1,500.04	1,915.96	-15.10%
FTSE/Athex Oil & Gas	2,157.81	2,230.04	-72.23	-3.24%	2,139.40	2,236.84	1,860.37	2,447.68	-10.54%
FTSE/Athex Chemicals	6,612.98	6,758.13	-145.15	-2.15%	6,467.82	6,758.13	6,190.46	6,951.67	-2.93%
FTSE/Athex Travel & Leisure	1,088.38	1,104.21	-15.83	-1.43%	1,060.39	1,104.21	982.74	1,426.44	-23.62%
FTSE/Athex Technology	523.02	534.37	-11.35	-2.12%	520.09	539.72	489.05	598.90	-8.56%
FTSE/Athex Telecommunications	1,885.51	1,940.56	-55.05	-2.84%	1,871.75	1,940.56	1,802.93	2,543.37	-25.87%
FTSE/Athex Utilities	1,286.37	1,384.07	-97.70	-7.06%	1,281.80	1,384.07	1,136.34	1,734.68	-23.22%
FTSE/Athex Health Care	76.13	79.31	-3.18	-4.01%	76.13	79.31	61.86	94.38	-10.29%
Athex All Share Index	123.03	126.94	-3.92	-3.09%	123.03	123.03	113.39	162.12	-25.18%
Hellenic Corporate Bond Index	96.90	97.38	-0.48	-0.50%			96.90	100.40	-3.56%
Hellenic Corporate Bond Price Index	90.58	91.05	-0.47	-0.52%			90.58	94.61	-4.41%

Note 1: Greece & Turkey 30 Pr data is the indicative at 17:20, whereas FTSE/ATHEX Custom Capped, FTSE/ATHEX Custom Capped - USD, FTSE/ATHEX Custom Capped TR, FTSE/ATHEX Custom Capped - USD TR, FTSE/Med 100 & Greece & Turkey 30 Rt., Hellenic Corporate Bond Price Index, Hellenic Corporate Bond Index closing prices refer to the previous trading day of 17/02/2016.

Note 2: The Hellenic Mid & Small Cap Index is a Customized index calculated by the Athens Exchange.

Athex Indices



## Analytic Figures for Athex Market's Boards and Categories

	Total Traded Securities	Main Market	Low Dispersion	Other Categories (*)	Exchange Traded Funds (ETFs)	Warrants
Totals	116	90	8	13	3	2
Gain / Lose / Same:	24 / 69 / 23	19 / 59 / 12	2 / 2 / 4	3 / 5 / 5	0 / 3 / 0	0 / 0 / 2
Athex Capitalisation (mill. €) **	34,922.66	32,369.72	2,408.06	144.88		
Daily Average Trans/ons Value(thou.€)	69,443.94	69,438.63	61.04	6.35	17.57	4.14
Transactions Value	50,527.30	50,476.06	16.50	11.64	20.04	3.06
Main Board:	46,942.25	46,891.00	16.50	11.64	20.04	3.06
Blocks Board 6_2_3:	3,585.05	3,585.05	0.00	0.00	0.00	0.00
Forced Sales Board:	0.00	0.00	0.00	0.00	0.00	0.00
Special Terms Board:	0.00	0.00	0.00	0.00	0.00	0.00
Daily Average Transactions Volume	129,078,309	126,556,629	22,480	104,651	12,182	2,500,780
Transactions Volume	111,323,463	109,871,841	25,504	99,267	14,305	1,312,546
Main Board:	97,166,092	95,714,470	25,504	99,267	14,305	1,312,546
Blocks Board 6_2_3:	14,157,371	14,157,371	0	0	0	0
Forced Sales Board:	0	0	0	0	0	0
Special Terms Board:	0	0	0	0	0	0
Daily Average Number of Trades	23,464	23,315	42	59	5	44
Number of Trades	22,720	22,569	40	67	4	40
Main Board:	22,713	22,562	40	67	4	40
Blocks Board 6_2_3:	7	7	0	0	0	0
Forced Sales Board:	0	0	0	0	0	0
Special Terms Board:	0	0	0	0	0	0

(\*) Summarised Transactions figures for Under Deletion and Under Supervision Categories. (\*\*) The Market Capitalization of the Companies that belong in the Under Supervision Status is not included.

## Trading Details by Athex Sectors and Financial Instruments (ETFs)

Code	Sectors	Gain / Lose / Same	Number of Trades	Transactions Volume	Transactions Value	% of Total Trans. Value
8300	- Banks	1 / 6 / 2	11,195	106,645,822	30,043,628.25	59.46%
1700	- Basic Resources	4 / 4 / 0	566	158,074	417,287.62	0.83%
1300	- Chemicals	1 / 2 / 0	49	14,551	20,672.91	0.04%
2300	- Construction & Materials	1 / 8 / 4	877	366,438	926,480.28	1.83%
12000	- Financial Instruments	0 / 3 / 0	4	14,305	20,042.63	0.04%
8700	- Financial Services	0 / 2 / 0	850	911,653	772,950.97	1.53%
3500	- Food & Beverage	2 / 4 / 3	260	101,183	1,303,783.33	2.58%
4500	- Health Care	1 / 1 / 1	11	6,388	2,268.04	0.00%
2700	- Industrial Goods & Services	0 / 10 / 2	996	283,502	657,988.01	1.30%
8500	- Insurance	0 / 0 / 0	---	---	---	---
5500	- Media	2 / 2 / 1	28	1,115	65.09	0.00%
500	- Oil & Gas	1 / 1 / 1	1,305	368,589	1,940,440.32	3.84%
3700	- Personal & Household Goods	2 / 4 / 4	980	541,836	4,869,215.73	9.64%
8600	- Real Estate	4 / 3 / 1	340	157,598	416,307.72	0.82%
5300	- Retail	0 / 2 / 0	680	57,438	825,821.29	1.63%
9500	- Technology	3 / 4 / 2	108	35,184	25,826.96	0.05%
6500	- Telecommunications	0 / 1 / 0	1,183	482,969	3,341,059.31	6.61%
5700	- Travel & Leisure	2 / 7 / 2	1,913	654,758	3,466,823.18	6.86%
7500	- Utilities	0 / 5 / 0	1,375	522,060	1,476,641.60	2.92%

## Top 10 best &amp; worst performing Shares

## Main Market

With positive Price change			With negative Price change		
	Closing price	change		Closing price	change
MERMEREN KOMB. A.D. PR. (GDR)	5.22	4.19% #	EUROBANK ERGASIAS (CR)	0.397	-15.53% €
GRIVALIA PROPERTIES (CR)	7.32	2.38% #	ATTICA BANK S.A. (CR)	0.086	-12.25% €
BANK OF CYPRUS (CR)	0.129	1.58% #	PIRAEUS BANK (CR)	0.115	-11.54% €
HELLENIC PETROLEUM (CR)	3.40	1.49% #	NATIONAL BANK (CR)	0.160	-11.11% €
JUMBO SA (CR)	10.10	1.20% #	PPC (CR)	2.82	-10.48% €
CC HBC AG (CR)	18.04	1.12% #	ALPHA BANK (CR)	1.35	-9.40% €
LAMDA DEVELOPMENT SA (CR)	3.62	0.28% #	MARFIN INVESTMENT GROUP (CR)	0.056	-8.20% €
			ELLAKTOR (CR)	1.10	-6.78% €
			TITAN CEMENT (CR)	15.50	-5.49% €
			MOTOR OIL (CR)	9.18	-5.36% €
With the highest Transactions Value			With the highest Transactions Volume		
	Value (thou. €)	change		Volume	change
ALPHA BANK (CR)	14,790.33	-9.40% €	PIRAEUS BANK (CR)	40,313,473	-11.54% €
PIRAEUS BANK (CR)	4,687.50	-11.54% €	NATIONAL BANK (CR)	27,435,148	-11.11% €
JUMBO SA (CR)	4,672.33	1.20% #	BANK OF CYPRUS (CR)	17,118,328	1.58% #
NATIONAL BANK (CR)	4,482.69	-11.11% €	ALPHA BANK (CR)	10,536,796	-9.40% €
EUROBANK ERGASIAS (CR)	3,786.05	-15.53% €	EUROBANK ERGASIAS (CR)	9,195,643	-15.53% €
OTE (CR)	3,341.06	-2.84% €	MARFIN INVESTMENT GROUP (CR)	736,291	-8.20% €
OPAP (CR)	3,107.27	-1.35% €	ATTICA BANK S.A. (CR)	724,836	-12.25% €
BANK OF CYPRUS (CR)	2,142.83	1.58% #	OPAP (CR)	536,809	-1.35% €
PPC (CR)	1,314.11	-10.48% €	OTE (CR)	482,969	-2.84% €
CC HBC AG (CR)	1,291.28	1.12% #	JUMBO SA (CR)	462,901	1.20% #

Note: Stocks that are not included in the "Low Dispersion" and "Under Supervision" categories, and the transactions value is more than 10,000 €.



## Derivatives Summary

	Number of Trades	Volume	Open Interest
<b>Index Futures</b>	<b>614</b>	<b>5,921</b>	<b>16,336</b>
FTSE/Athex Large Cap	614	5,921	16,336
<b>Stock Futures</b>	<b>3,039</b>	<b>81,483</b>	<b>190,830</b>
ALPHA BANK (CR)	477	11,551	7,467
CC HBC AG (CR)	5	5	137
CORINTH PIPEWORKS SA (CR)	1	1	627
ELLAKTOR (CR)	20	146	1,642
EUROBANK ERGASIAS (CR)	449	11,362	16,600
EYDAP S.A. (CR)	3	7	287
FOLLI FOLLIE (CR)	11	16	292
FRIGOGLASS SA (CR)	6	16	965
GEK TERNA (CR)	10	32	7,590
GRIVALIA PROPERTIES (CR)	5	15	78
HELLENIC EXCHANGES-A.S.E. (CR)	43	134	644
HELLENIC PETROLEUM (CR)	148	487	4,966
INTRALOT (CR)	0	0	251
JUMBO SA (CR)	115	302	663
MARFIN INVESTMENT GROUP (CR)	20	499	33,902
METKA (CR)	3	8	373
MOTOR OIL (CR)	39	172	454
MYTILINEOS HOLDINGS (CR)	62	162	5,554
NATIONAL BANK (CR)	528	28,114	60,963
OPAP (CR)	143	820	2,814
OTE (CR)	163	1,271	4,692
P.P.A. S.A. (CR)	3	7	402
PIRAEUS BANK (CR)	441	24,989	30,799
PPC (CR)	305	1,232	5,977
TERNA ENERGY (CR)	9	19	1,171
TITAN CEMENT (CR)	21	88	513
VIOHALCO SA/NV (CB)	9	28	1,007
<b>Index Options</b>	<b>19</b>	<b>422</b>	<b>6,959</b>
FTSE/Athex Large Cap	19	422	6,959
<b>Stock Options</b>	<b>1</b>	<b>50</b>	<b>2,752</b>
ALPHA BANK (CR)	0	0	782
NATIONAL BANK (CR)	0	0	20
OPAP (CR)	0	0	655
OTE (CR)	1	50	1,120
PIRAEUS BANK (CR)	0	0	0
PPC (CR)	0	0	175
<b>Total Derivatives Traded</b>	<b>3,673</b>	<b>87,876</b>	<b>216,877</b>











Number of Outstanding Securities	Nominal Value	Dividends [1] 2013 2014 2015	Date of Last Dividend [2]	Coupon Right	Note	Shares	Closing price	% change	Previous closing price/date	Open price	Price min	Price max	Last price	Avg price	Last Bid [7]	Last Ask [7]	P/E after	Year	Volume	Trades	Transactions Value[8]	Company Mkt Value (thou. €)	Year low	Year high	Sector[4]	
4,419,616	1.58	---	---	---	21/07/2011	04/03/2015	4983	MEDICON S.A (CR)	0.465	---	0.465	18/02/2016	---	---	---	---	2.66	2014	---	---	---	2,055.12	0.465	0.465	4535	
20,231,328	0.600	---	---	---	15/07/2008	25/06/2004	4879	NIKAS SA (CR)	0.100	---	0.100	18/02/2016	---	---	---	---	---	2014	---	---	---	2,023.13	0.070	0.100	3577	
14,967,940	0.500	---	---	---	21/05/2008	04/01/2008	4956	PASAL DEVELOPMENT S.A. (CR)	0.112	19.15	#	0.094	18/02/2016	0.112	0.112	0.112	0.112	0.112	---	---	---	8,996.06	1,676.41	0.058	0.112	8633
40,946,303	0.360	---	---	---	18/07/2005	27/11/2007	5089	PC SYSTEMS SA (CR)	0.011	---	0.011	18/02/2016	---	---	---	---	---	2014	---	---	---	450.41	0.007	0.014	9533	
18,750,000	0.300	---	---	---	02/07/2001	31/12/2012	4985	PEGASUS PUBLISHING S.A. (CR)	0.093	-19.83	€	0.116	18/02/2016	0.093	0.093	0.093	0.093	0.093	---	---	---	10.42	1,743.75	0.052	0.120	5557
24,319,250	0.300	---	---	---	09/07/2002	04/07/2007	5054	PROODEFTIKH SA (CR)	0.075	-18.48	€	0.092	18/02/2016	0.075	0.075	0.075	0.075	0.075	---	---	---	307.50	1,823.94	0.052	0.092	2357
65,326,268	0.530	---	---	---	04/07/2007	19/07/2006	4750	SATO SA (CR)	0.103	---	0.103	18/02/2016	---	---	---	---	---	2014	---	---	---	6,728.61	0.103	0.103	3726	
7,914,480	0.300	---	---	---	23/06/2008	29/06/2011	4888	SFKIANAKIS SA (CR)	0.463	-14.26	€	0.540	18/02/2016	0.471	0.460	0.471	0.460	0.463	---	---	---	235.09	3,664.40	0.460	5.64	5379
10,186,667	1.35	---	---	---	24/06/2008	02/02/2016	4887	SIDMA SA (CR)	0.183	---	0.183	18/02/2016	---	---	---	---	---	2014	---	---	---	1,864.16	0.096	0.195	1757	
151,189,500	0.300	---	---	---	16/07/2009	11/02/2016	5108	TELETIPOS SA (CR)	0.054	---	0.054	18/02/2016	0.054	0.054	0.054	0.054	0.054	---	---	---	9.77	8,164.23	0.054	0.070	5553	
16,383,428	0.300	---	---	---	25/06/2002	21/06/2013	4997	VARVAESSOS SA (CB)	0.006	---	0.006	18/02/2016	0.006	0.006	0.006	0.006	0.006	---	---	---	1.20	98.30	0.006	0.007	3763	
13,191,620	0.620	---	---	---	04/08/2010	09/09/2002	4977	YALCO - CONSTANTINOU SA (CB)	0.112	---	0.112	18/02/2016	---	---	---	---	---	2014	---	---	---	1,477.46	0.112	0.143	3722	

## Under Deletion

1,130,180	0.440	---	---	---	20/06/2003	02/07/2014	5092	COMPUCON SA (CR)	0.019	---	0.019	18/02/2016	---	---	---	---	---	2014	---	---	---	21.47	0.018	0.019	9537
9,567,289	0.300	---	---	---	01/07/2004	19/11/2007	5062	MARAC ELECTRONICS (CR)	0.298	---	0.298	18/02/2016	---	---	---	---	---	2014	---	---	---	2,851.05	0.298	0.298	9578
766,000	1.00	---	---	---	01/07/2004	11/12/2012	4937	TRIA ALFA SA (CR)	1.80	---	1.80	18/02/2016	---	---	---	---	---	2014	---	---	---	1,712.00	1.80	1.80	3763
245,000	1.00	---	---	---	19/07/2010	11/12/2012	4938	TRIA ALFA SA (PR)	1.36	---	1.36	18/02/2016	---	---	---	---	---	2014	---	---	---	1,712.00	1.36	1.36	3763
4,737,503	0.320	---	---	---	22/06/2005	22/09/2015	5091	VARANGIS AVEPE S.A. (CR)	0.300	---	0.300	18/02/2016	---	---	---	---	---	2014	---	---	---	1,421.25	0.300	0.300	3726

## Suspension Status

5,000,000	0.400	---	---	---	03/06/2009	01/09/2014	5087	ALCO HELLAS SA (CR)	0.180	---	0.180	31/03/2015	---	---	---	---	---	---	---	---	---	900.00	0.180	0.180	1753
5,025,000	0.300	---	---	---	05/07/2005	14/03/2002	5023	ALSINCO S.A (CR)	0.043	---	0.043	29/11/2013	---	---	---	---	---	---	---	---	---	216.08	0.043	0.043	3763
215,246,452	0.300	---	---	---	25/06/2001	24/09/2001	4446	ALTEC SA (CR)	0.012	---	0.012	30/11/2015	---	---	---	---	---	---	---	---	---	2,582.96	0.012	0.012	9533
1,750,955,549	0.600	---	---	---	19/05/2008	08/12/2011	4911	ATE (CR)	0.155	---	0.155	27/07/2012	---	---	---	---	---	---	---	---	---	271,398.11	0.155	0.155	8355
21,382,067	0.300	---	---	---	02/10/2006	15/02/2006	4628	ATERMON (CR)	0.120	---	0.120	31/03/2010	---	---	---	---	---	---	---	---	---	2,565.85	0.120	0.120	5555
81,644,555	0.300	---	---	---	01/07/2008	02/09/2002	5098	ATTI - KAT SA (CR)	0.012	---	0.012	29/05/2015	---	---	---	---	---	---	---	---	---	979.73	0.012	0.012	2357
105,423,498	0.510	---	---	---	01/07/2004	28/12/2005	4920	AVENIR S.A. (CR)	0.046	---	0.046	30/08/2012	---	---	---	---	---	---	---	---	---	4,849.48	0.046	0.046	5752
33,930,000	0.300	---	---	---	03/07/2006	30/05/2001	4865	BABIS VOVOS SA (CR)	0.304	---	0.304	30/03/2012	---	---	---	---	---	---	---	---	---	10,314.72	0.304	0.304	8633
20,121,710	1.21	---	---	---	27/07/1992	12/03/2003	5002	BALKAN R.E. (CR)	0.190	---	0.190	29/08/2013	---	---	---	---	---	---	---	---	---	3,823.12	0.190	0.190	8633
21,920,570	0.300	---	---	---	03/07/2007	13/12/1999	4702	CARDASSILARIS SA (CR)	0.140	---	0.140	30/11/2010	---	---	---	---	---	---	---	---	---	3,068.88	0.140	0.140	3577
54,547,634	0.500	---	---	---	25/04/2005	21/01/2009	4860	CH.TEGOPOULOS PUBL. SA (CR)	0.038	---	0.038	29/03/2012	---	---	---	---	---	---	---	---	---	2,072.81	0.038	0.038	5557
30,159,583	0.470	---	---	---	26/06/2008	29/12/2010	5047	DIAS A/C (CR)	0.050	---	0.050	26/03/2014	---	---	---	---	---	---	---	---	---	1,507.98	0.050	0.050	3573
7,847,611	1.20	---	---	---	01/08/2007	28/09/2011	4939	EDRASIS - C. PSALLIDAS SA (CR)	0.150	---	0.150	29/11/2012	---	---	---	---	---	---	---	---	---	1,177.14	0.150	0.150	2357
5,750,000	0.300	---	---	---	12/12/2008	12/12/2011	4929	ELECTRONIKI ATHINON SA (CR)	0.480	---	0.480	28/09/2012	---	---	---	---	---	---	---	---	---	2,760.00	0.480	0.480	5375
24,605,397	0.400	---	---	---	29/06/1995	27/05/2002	4651	EMPORIKOS DESMOS SA (CR)	0.080	---	0.080	31/05/2010	---	---	---	---	---	---	---	---	---	2,134.04	0.080	0.080	3722
1,182,903	0.400	---	---	---	01/07/1996	27/05/2002	4652	EMPORIKOS DESMOS SA (PR)	0.140	---	0.140	31/05/2010	---	---	---	---	---	---	---	---	---	2,134.04	0.140	0.140	3722
7,326,648	1.00	---	---	---	26/07/2006	24/07/2001	4921	FINTEXPOR SA (CR)	0.328	---	0.328	30/08/2012	---	---	---	---	---	---	---	---	---	2,403.14	0.328	0.328	3763

Number of Outstanding Securities	Nominal Value	Dividends [1]			Date of Last Coupon		Note	Shares	Closing price	% change	Previous closing price/date	Open price	Price min	Price max	Last price	Avg price	Last Bid [7]	Last Ask [7]	P/E after	Year	Volume	Trades	Transactions Value[8]	Company Mkt Value (thou. €)	Year low	Year high	Sector [4]
		2013	2014	2015	Dividend [2]	Right																					
13,692,227	1.47	---	---	---	07/07/2006	08/10/1999	5049	HELLENIC FABRICS SA (CR)	0.117	---	0.117	31/03/2014	---	---	---	---	---	---	---	---	---	---	---	1,601.99	0.117	0.117	3763
30,390,000	0.310	---	---	---	18/08/2008	29/12/2006	5099	HELLENIC FISHFARMING SA (CR)	0.070	---	0.070	02/06/2015	---	---	---	---	---	---	---	---	---	---	---	2,127.30	0.070	0.070	3573
24,619,524	0.500	---	---	---	10/10/1986	30/12/2002	4914	KERAMIA-ALLATINI (CR)	0.088	---	0.088	30/08/2012	---	---	---	---	---	---	---	---	---	---	---	2,166.52	0.088	0.088	8633
7,840,373	1.20	---	---	---	18/07/2002	05/03/2003	4765	KLONATEX SA (PR)	0.080	---	0.080	16/05/2011	---	---	---	---	---	---	---	---	---	---	---	1,453.75	0.080	0.080	3763
20,663,047	1.20	---	---	---	21/08/2000	05/03/2003	4764	KLONATEX SA (CR)	0.040	---	0.040	16/05/2011	---	---	---	---	---	---	---	---	---	---	---	1,453.75	0.040	0.040	3763
17,544,600	0.600	---	---	---	03/07/2000	01/08/2000	4868	KOYMBAS SYNERGY GROUP (CR)	0.132	---	0.132	30/03/2012	---	---	---	---	---	---	---	---	---	---	---	2,315.89	0.132	0.132	8775
66,937,526	0.700	---	---	---	13/08/2010	21/05/2003	5003	MICHANIKI SA (CR)	0.100	---	0.100	29/08/2013	---	---	---	---	---	---	---	---	---	---	---	9,186.78	0.100	0.100	2357
25,968,987	0.700	---	---	---	13/08/2010	21/05/2003	5004	MICHANIKI SA (PR)	0.096	---	0.096	29/08/2013	---	---	---	---	---	---	---	---	---	---	---	9,186.78	0.096	0.096	2357
13,555,100	1.00	---	---	---	08/07/2005		4576	MICROLAND COMPUTERS SA (CR)	0.640	---	0.640	14/07/2009	---	---	---	---	---	---	---	---	---	---	---	8,675.26	0.640	0.640	5379
255,459,600	0.300	---	---	---	26/06/2000	03/12/2010	5101	NEL SA (CR)	0.070	---	0.070	31/08/2015	---	---	---	---	---	---	---	---	---	---	---	17,882.17	0.070	0.070	5759
23,463,874	0.800	---	---	---	23/05/2003	21/12/1999	4918	NEORION SA (CR)	0.125	---	0.125	30/08/2012	---	---	---	---	---	---	---	---	---	---	---	2,932.98	0.125	0.125	2753
42,501,273	0.300	---	---	---	26/06/2007	10/08/2009	4993	NUTRIART (CR)	0.049	---	0.047	# 20/06/2013	---	---	---	---	---	---	---	---	---	---	---	2,082.56	0.049	0.049	3577
20,210,127	1.53	---	---	---	27/06/1997	20/03/2000	5061	PARNASSOS ENTERP. (CR)	0.070	---	0.070	30/05/2014	---	---	---	---	---	---	---	---	---	---	---	1,414.71	0.070	0.070	8775
25,583,146	0.300	---	---	---	25/06/2001	03/12/2008	4723	PETZETAKIS SA (CR)	0.260	---	0.260	28/01/2011	---	---	---	---	---	---	---	---	---	---	---	6,651.62	0.260	0.260	1357
9,550,386	0.500	---	---	---	01/07/1997	12/06/2008	4626	PRAXITELIO SA (CR)	0.390	---	0.390	31/03/2010	---	---	---	---	---	---	---	---	---	---	---	4,430.09	0.390	0.390	4533
1,306,368	0.500	---	---	---	01/07/1997	12/06/2008	4627	PRAXITELIO SA (PR)	0.540	---	0.540	31/03/2010	---	---	---	---	---	---	---	---	---	---	---	4,430.09	0.540	0.540	4533
62,683,822	0.300	---	---	---	27/05/2008	09/01/2006	4830	PROTON BANK S.A. (CR)	0.180	---	0.180	07/10/2011	---	---	---	---	---	---	---	---	---	---	---	11,283.09	0.180	0.180	8355
25,667,143	0.320	---	---	---	03/07/2000	18/12/2007	4548	SAOS (CR)	1.56	---	0.780	# 31/03/2009	---	---	---	---	---	---	---	---	---	---	---	40,040.74	1.56	1.56	2773
26,408,040	0.300	---	---	---	01/07/1997	26/05/1999	4464	SHEET STEEL SA (CR)	0.120	---	0.120	28/11/2008	---	---	---	---	---	---	---	---	---	---	---	3,168.96	0.120	0.120	1757
60,221,300	0.400	---	---	---	01/07/2002	01/11/2010	5022	SHELMAN SA (CR)	0.080	---	0.080	29/11/2013	---	---	---	---	---	---	---	---	---	---	---	4,817.70	0.080	0.080	2353
29,060,950	0.340	---	---	---	20/08/2007	24/10/2001	5088	SPIDER METAL INDUSTRY SA (CR)	0.008	---	0.008	31/03/2015	---	---	---	---	---	---	---	---	---	---	---	232.49	0.008	0.008	2757
26,262,660	0.900	---	---	---	01/07/2008	24/02/2011	4954	SPRIDER STORES (CR)	0.031	---	0.031	28/03/2013	---	---	---	---	---	---	---	---	---	---	---	814.14	0.031	0.031	5371
144,688,060	0.600	---	---	---	21/04/2008	10/03/2010	4982	T BANK (CR)	0.048	---	0.052	# 29/11/2011	---	---	---	---	---	---	---	---	---	---	---	6,945.03	0.048	0.048	8355
6,523,780	0.530	---	---	---	01/07/2002	06/03/2001	4971	TECHNICAL PUBLICATIONS SA (CR)	0.006	---	0.006	31/05/2013	---	---	---	---	---	---	---	---	---	---	---	39.14	0.006	0.006	5557
13,920,000	0.320	---	---	---	19/11/2001	01/08/2000	4726	TEXAPRET SA (CR)	0.080	---	0.080	28/02/2011	---	---	---	---	---	---	---	---	---	---	---	1,113.60	0.080	0.080	3763
510,840	1.00	---	---	---	15/07/2008	21/11/2013	5036	TROPEA HOLDING (CR)	2.00	---	0.020	# 30/03/2012	---	---	---	---	---	---	---	---	---	---	---	1,021.68	2.00	2.00	3722
284,465,964	3.70	---	---	---	20/06/2008	15/06/2009	4913	TT HELLENIC POSTBANK (CR)	0.168	---	0.239	# 29/08/2012	---	---	---	---	---	---	---	---	---	---	---	47,790.28	0.168	0.168	8355
89,616,200	0.300	---	---	---	21/08/2000	28/06/2007	4616	UNITED TEXTILES (CR)	0.050	---	0.050	24/02/2010	---	---	---	---	---	---	---	---	---	---	---	4,480.81	0.050	0.050	3763
71,683,906	0.400	---	---	---	15/06/2005	05/02/2008	4953	XATZIOANNOU (CR)	0.026	---	0.026	28/03/2013	---	---	---	---	---	---	---	---	---	---	---	1,863.78	0.026	0.026	3763



Shares' Notes

Code	Note text
( )	- Adjusted dividends.
*	- Last adjusted closing price.
[1]	- Net dividends.
[2]	- The "Date of Last Coupon" for New listings refers to the date company's stocks started to trade in Athex
[3]	- The Company Market Value is referred to the number of outstanding shares
[4]	- Sectors codification can be found in Appendix A
[5]	- The Market Value refers to the total number of shares listed (including their several classes) in the exchange by the company.
[6]	- P/E greater than 100
[7]	- Last view of the Order Book before the end of the trading session
[8]	- All Blocks Methods' Transactions Value are included.
4446	- Transfer to the "Under Supervision" Category as of 20/10/2008.
4464	- Suspension of trading as of 1/12/2008.
4548	- Suspension of trading as of 1/4/2009.
4576	- Suspension of trading as of 14/7/2009.
4616	- Suspension of trading as of 25/2/2010.
4626	- Suspension of trading as of 1/4/2010.
4627	- Suspension of trading as of 1/4/2010.
4628	- Suspension of trading as of 1/4/2010.
4651	- Suspension of trading as of 1/6/2010.
4652	- Suspension of trading as of 1/6/2010.
4690	- Transfer to Surveillance category as of 4/4/2006.
4702	- Suspension of trading as of 1/12/2010.
4723	- Suspension of trading as of 31/1/2011.
4726	- Suspension of trading as of 1/3/2011.
4750	- Transfer to the "Under Surveillance Category" from 8/4/2011.
4764	- Suspension of trading as of 20/5/2011.
4765	- Suspension of trading as of 20/5/2011.
4795	- The final gross (pre-tax) dividend is € 0.30 per share and subject to withholding tax on the full dividend amount, i.e. 0.45 per share, for those shareholders liable to withholding tax, in accordance with the applicable tax law provisions.
4814	- Transfer to the Low Dispersion Category as of 30/5/2011.
4815	- Transfer to the Low Dispersion Category as of 30/5/2011.
4816	- Transfer to the Low Dispersion Category as of 30/5/2011.
4817	- Transfer to the Low Dispersion Category as of 30/5/2011.
4820	- Transfer to the Low Dispersion category as of 18/4/2008.
4822	- Transfer to the Low Dispersion category as of 30/5/2011.
4823	- Transfer to the Low Dispersion category as of 4/4/2006.
4827	- Transfer to the Low Dispersion category as of 5/5/2010.
4830	- Suspension of trading as of 10/10/2011.
4844	- Transfer to the Surveillance category from 8/4/2011.
4857	- The 793,906,274 new (CR) shares, resulting from the recent share capital increase through a rights issue, are not yet admitted to trading on the ATHEX.
4860	- Suspension of trading as of 30/3/2012.
4865	- Suspension of trading as of 2/4/2012.
4868	- Suspension of trading as of 2/4/2012.
4879	- Transfer to the Surveillance Category as of 10/4/2012.
4881	- Transfer to the Surveillance Category as of 10/4/2012.
4882	- Transfer to the Surveillance Category as of 10/4/2012.
4886	- Transfer to the Surveillance Category as of 10/4/2012.
4887	- Transfer to the Surveillance Category as of 10/4/2012.
4888	- Transfer to the Surveillance Category as of 10/4/2012.
4911	- Lift of suspension from 30/7/2012.
4912	- Transfer to the Surveillance Category as of 31/7/2012.
4913	- Suspension of trading as of 30/8/2012.

Shares' Notes

Code	Note text
4914	- Suspension of trading as of 31/8/2012.
4918	- Suspension of trading as of 31/8/2012.
4920	- Suspension of trading as of 31/8/2012.
4921	- Suspension of trading as of 31/8/2012.
4929	- Suspension of trading as of 1/10/2012.
4937	- Transfer to the UNDER DELETION category as of 30/11/2012.
4938	- Transfer to the UNDER DELETION category as of 30/11/2012.
4939	- Suspension of trading as of 30/11/2012.
4953	- Suspension of trading as of 2/4/2013.
4954	- Suspension of trading as of 2/4/2013.
4955	- Transfer to the Surveillance Category as from 5/4/2013.
4956	- Transfer to the Surveillance Category as from 5/4/2013.
4957	- Transfer to the Surveillance Category as from 5/4/2013.
4958	- Transfer to the Surveillance Category as from 5/4/2013.
4959	- Transfer to the Surveillance Category as from 5/4/2013.
4971	- Suspension of trading as of 3/6/2013.
4977	- Transfer to the "Under Surveillance Category" from 11/6/2013.
4978	- Transfer to the Under Supervision Category as of 11/6/2013.
4982	- Suspension of trading as of 1/12/2011.
4983	- Transfer to the Surveillance Category as of 5/4/2013.
4985	- Transfer to the "Under Surveillance Category" from 8/4/2011.
4993	- Suspension of trading as of 21/6/2013 (15:18).
4997	- Transfer to the Under Supervision Category as of 21/12/2009. - The 6,870,053 new (CB) shares, resulting from the recent share capital increase through a rights issue, are not yet admitted to trading on the ATHEX.
5002	- Suspension of trading as of 30/08/2013.
5003	- Suspension of trading as of 30/08/2013.
5004	- Suspension of trading as of 30/08/2013.
5007	- Transfer to the Surveillance category, as of 11/10/2013.
5022	- Suspension of trading as of 2/12/2013.
5023	- Suspension of trading as of 2/12/2013.
5031	- The 612,300 new (CR) shares, resulting from the recent share capital increase through a rights issue, are not yet admitted to trading on the ATHEX.
5033	- Transfer to the Surveillance Category as of 25/11/2011. The 97,144,575 new (CR) shares, resulting from the recent share capital increase through a rights issue, are not yet admitted to trading on the ATHEX.
5036	- The company's share is under suspension of trading as of 2/4/2012. During suspension, the company proceeded and concluded a share reverse split, according to which - after the conclusion of the corporate action - the total number of the company's shares, as well as, the last closing price of 30/03/2012 were adjusted.
5046	- Transfer to the Low Dispersion category as of 8/4/2011.
5047	- Suspension of trading as of 27/3/2014.
5049	- Under suspension of trading as of 1/4/2014.
5054	- Transfer to the Surveillance Category as of 10/4/2014.
5055	- Transfer to the Surveillance Category as of 10/4/2014.
5057	- Transfer to the Surveillance Category as of 29/12/2011.
5058	- Transfer to the Surveillance Category as of 29/12/2011.
5061	- Suspension of trading as of 2/6/2014.
5062	- Transfer to the UNDER DELETION category as of 4/6/2014.
5080	- Suspension of trading as of 6/9/2011.
5083	- Transfer to the Surveillance Category as of 06/03/2015.
5087	- Suspension of trading as of 1/4/2015.
5088	- Suspension of trading as of 1/4/2015.
5089	- Transfer to the Surveillance Category as of 8/4/2015.
5091	- Transfer to the UNDER DELETION category as of 8/4/2015.
5092	- Transfer to the UNDER DELETION category as of 8/4/2015.
5093	- Transfer to the Surveillance Category as of 8/4/2015.
5094	- Transfer to the Surveillance Category as of 8/4/2015.
5095	- Transfer to the Surveillance Category as from 9/4/2015.

## Shares' Notes

Code	Note text
5097	- Transfer to the Surveillance Category as of 10/4/2012.
5098	- Suspension of trading as of 2/6/2015.
5099	- Suspension of trading as of 3/6/2015.
5100	- Transfer to the Low Dispersion Category as of 24/6/2015.
5101	- Suspension of trading as of 1/9/2015.
5103	- The 2,495,784,996 new (CR) shares, resulting from the recent share capital increase through a rights issue, are not yet admitted to trading on the ATHEX.
5104	- Transfer to the "Low Dispersion" Category as of 31/10/2014. Change of the company name from "MIG REAL ESTATE R.E.I.C." to "NBG PANGAEA R.E.I.C." as of 30/12/2015.
5106	- Share capital increase in progress through a rights issue. Rights' trading period on ATHEX: 05/02/2016 - 16/02/2016, pre-emption rights' subscription period: 05/02/2016 - 19/02/2016.
5108	- Share capital increase in progress through a rights issue. Rights' trading period on ATHEX: 16/02/2016 - 25/02/2016, pre-emption rights' subscription period: 16/02/2016 - 01/03/2016. Transfer to the Surveillance Category from 8/4/2011.

Securities Blocks Details

Securities	Block Volume	Price	Block Trade Value	Time of approval	Note
BANK OF CYPRUS (CR)	13,769,826	0.125	1,721,228.25	11:16:36	20
JUMBO SA (CR)	738	9.48	6,996.09	11:35:43	14
GRIVALIA PROPERTIES (CR)	1,161	7.50	8,707.50	15:49:45	18
JUMBO SA (CR)	25,000	10.20	255,000.00	16:35:22	20
JUMBO SA (CR)	25,000	10.20	255,000.00	16:53:00	20
ALPHA BANK (CR)	235,646	1.35	318,122.10	17:10:35	20
JUMBO SA (CR)	100,000	10.20	1,020,000.00	17:12:15	20

Blocks Notes

- 9 - Method 6-1 / Special Fees
- 10 - Method 6-1 / Special Fees, SDS
- 14 - Method 6-3 / Settlement, Incomplete Buy and Sell
- 18 - Method 6-2 / SPOT 1
- 19 - Method 6-2 / SPOT 2
- 20 - Method 6-1 and Method 6-1 Same Day Settlement
- 21 - Other Pre-agreed

## Shares Rights Details

Occured date	Exercise from	Exercise until	Trading until	Rights	Price min	Price max	Closing price	Last Bid	Last Ask	Volume	Trades	Transactions Value
02/02/2016	05/02/2016	19/02/2016	16/02/2016	NEXANS HELLAS S.A. (CR)	---	---	---	---	---	---	---	---
11/02/2016	16/02/2016	01/03/2016	25/02/2016	TELETIPOS S.A. (CR)	---	---	---	---	---	---	---	---

---

**Shares Forced Sales**

---

Securities	Transaction s Volume	Number of Trades	Transactions Value	Note
------------	-------------------------	---------------------	-----------------------	------

---

No Forced Transactions.

---

---

**Forced Sales Notes**

---

- 1 - Normal Forced Sale.
- 2 - Forced Sales of Fixed Registered Shares.
- 3 - Forced Sales of Remaining Stock Fractions.

**Forced Sales Registered Shares**

Securities	Start Date	End Date	Initial Volume	Remaining Volume	Date	Avg price (day)	Avg price (period)	Number of Trades	Transactions Volume	Transactions Value
------------	------------	----------	----------------	------------------	------	-----------------	--------------------	------------------	---------------------	--------------------

No Fixed Registered Shares Forced Sales.

**Forced Sales Notes**

According to Decision 1/380/04.05.2008 of the Hellenic Republic Capital Market Commission, the certificated registered shares that have not been deposited to the issuer for dematerialisation, will be auctioned in the Athens Exchange by the supervising issuer. Forced sales procedure is held according to Article 99A of the Athens Exchange Rulebook. The average price of the period is calculated by dividing the Total transactions value by the Total volume and includes all the transactions made until the current date.

## Exchange Traded Funds (ETFs) Characteristics

	Transactions Date (T)	Creation / Redemption	Units (T-1)	New Units (T-1)	Redemption Units (T-1)	Units (T) [1]	Fund Assets [2]	Net Unit Price	Dividend per	Dividend Date
NBGAM ETF ΓΔ Χ.Α.	19/02/2016	25,000	294,878	---	---	294,878	1,718,299.00	5.8272	---	27/10/2011
ALPHA ETF FTSE Athex Large Cap	19/02/2016	50,000	6,030,903	---	---	6,030,903	8,117,496.00	1.3460	0.06	03/08/2015
NBGAM ETF GREECE & TURKEY 30	19/02/2016	25,000	388,550	---	---	388,550	2,001,493.00	5.1512	---	27/10/2011

## ETFs Notes

[1] - Units (T) = Units (T-1) + New Units (T-1) - Redemption Units (T-1)

[2] - The Creation / Redemption Units of T-1 are included.



## Corporate Bonds

Num Listed Bonds	Nominal price	Issue price	Today's Rate	Exp. Date	Duration (years)	Note	Coupon attached		Trading	Corporate Bonds	Price min	Price max	Closing price	Previous closing		Volume	Transactions Value	Last order			ear min	Year max
							Common	Preferred						price	price/date			Price	Buy / Sell	Date		
1,794,284	13.76	9.77	0.00	21/10/2025	18	---	---	---	1	NIREUS S.A. (Convertible to CR shares)	---	---	---	12.0000	29/01/2014	---	---	11.0000	B	17/11/2014	12.0000	12.0000
212,237,880	1.00	1.00	6.30	29/07/2020	7	---	11	---	1	MARFIN INVESTMENT GROUP S.A. SERIES B (BOND)	---	---	---	0.8500	23/08/2013	---	---	1.0000	B	28/11/2014	0.8500	0.8500
163,076,727	1.00	1.00	7.00	29/07/2019	6	---	11	---	1	MARFIN INVESTMENT GROUP S.A. SERIES A (BOND)	---	---	---	1.0000	23/08/2013	---	---	1.0000	B	28/11/2014	1.0000	1.0000

## Corporate Bonds Notes

Transactions Volume = (Pieces) \* (Nominal Price). Transactions Value = (Pieces) \* (Nominal Price) \* (price %) + (Accrued interest).

The price of a Bond is stated as a percentage (%) of Bond's Nominal Price.

Nominal Price in Euros (€), except if it is noted differently.

## Government Bonds

Number Listed Bonds	Nominal price	Today's Rate	Accrued Interest Calc	Exp. Date [1]	Duration (years)	Note	Coupons Date	Curr. coupon value	Trading Unit	Government Bonds	Price min	Price max	Closing price	Previous closing price/date	Volume	Transactions Value	Price	Last order Buy / Sell	Date
1,792,455,803	1.00	4.30	Actual/Actual	24/02/2023	11	---	24/02	4.30	1	GGB-FXD-240223-11Y-2.000-1.00	---	---	---	10.0000 22/06/2015	---	---	---	---	---
1,771,485,249	1.00	4.30	Actual/Actual	24/02/2024	12	---	24/02	4.30	1	GGB-FXD-240224-12Y-2.000-1.00	---	---	---	10.0000 22/06/2015	---	---	---	---	---
1,744,316,583	1.00	4.30	Actual/Actual	24/02/2025	13	---	24/02	4.30	1	GGB-FXD-240225-13Y-2.000-1.00	---	---	---	10.0000 22/06/2015	---	---	---	---	---
1,498,761,836	1.00	4.30	Actual/Actual	24/02/2026	14	---	24/02	4.30	1	GGB-FXD-240226-14Y-2.000-1.00	---	---	---	10.0000 22/06/2015	---	---	---	---	---
1,469,952,920	1.00	4.30	Actual/Actual	24/02/2027	15	---	24/02	4.30	1	GGB-FXD-240227-15Y-2.000-1.00	---	---	---	10.0000 22/06/2015	---	---	---	---	---
1,525,434,082	1.00	4.30	Actual/Actual	24/02/2028	16	---	24/02	4.30	1	GGB-FXD-240228-16Y-2.000-1.00	---	---	---	10.0000 22/06/2015	---	---	---	---	---
1,503,860,546	1.00	4.30	Actual/Actual	24/02/2029	17	---	24/02	4.30	1	GGB-FXD-240229-17Y-2.000-1.00	---	---	---	10.0000 22/06/2015	---	---	---	---	---
1,435,418,132	1.00	4.30	Actual/Actual	24/02/2030	18	---	24/02	4.30	1	GGB-FXD-240230-18Y-2.000-1.00	---	---	---	10.0000 22/06/2015	---	---	---	---	---
1,368,045,727	1.00	4.30	Actual/Actual	24/02/2031	19	---	24/02	4.30	1	GGB-FXD-240231-19Y-2.000-1.00	---	---	---	10.0000 22/06/2015	---	---	---	---	---
1,373,758,194	1.00	4.30	Actual/Actual	24/02/2032	20	---	24/02	4.30	1	GGB-FXD-240232-20Y-2.000-1.00	---	---	---	10.0000 22/06/2015	---	---	---	---	---
1,452,639,893	1.00	4.30	Actual/Actual	24/02/2033	21	---	24/02	4.30	1	GGB-FXD-240233-21Y-2.000-1.00	---	---	---	10.0000 22/06/2015	---	---	---	---	---
1,410,344,954	1.00	4.30	Actual/Actual	24/02/2034	22	---	24/02	4.30	1	GGB-FXD-240234-22Y-2.000-1.00	---	---	---	10.0000 22/06/2015	---	---	---	---	---
1,444,202,190	1.00	4.30	Actual/Actual	24/02/2035	23	---	24/02	4.30	1	GGB-FXD-240235-23Y-2.000-1.00	---	---	---	10.0000 22/06/2015	---	---	---	---	---
1,505,138,031	1.00	4.30	Actual/Actual	24/02/2036	24	---	24/02	4.30	1	GGB-FXD-240236-24Y-2.000-1.00	---	---	---	10.0000 22/06/2015	---	---	---	---	---
1,396,254,095	1.00	4.30	Actual/Actual	24/02/2037	25	---	24/02	4.30	1	GGB-FXD-240237-25Y-2.000-1.00	---	---	---	10.0000 22/06/2015	---	---	---	---	---
1,382,167,704	1.00	4.30	Actual/Actual	24/02/2038	26	---	24/02	4.30	1	GGB-FXD-240238-26Y-2.000-1.00	---	---	---	10.0000 22/06/2015	---	---	---	---	---
1,337,331,257	1.00	4.30	Actual/Actual	24/02/2039	27	---	24/02	4.30	1	GGB-FXD-240239-27Y-2.000-1.00	---	---	---	10.0000 22/06/2015	---	---	---	---	---
1,371,908,706	1.00	4.30	Actual/Actual	24/02/2040	28	---	24/02	4.30	1	GGB-FXD-240240-28Y-2.000-1.00	---	---	---	10.0000 22/06/2015	---	---	---	---	---
1,360,659,778	1.00	4.30	Actual/Actual	24/02/2041	29	---	24/02	4.30	1	GGB-FXD-240241-29Y-2.000-1.00	---	---	---	10.0000 22/06/2015	---	---	---	---	---
1,432,747,403	1.00	4.30	Actual/Actual	24/02/2042	30	---	24/02	4.30	1	GGB-FXD-240242-30Y-2.000-1.00	---	---	---	10.0000 22/06/2015	---	---	---	---	---
742,153	1,000.00	0.93	FLR Actual/360	10/08/2019	5	---	10/02 - 10/08	---	1	GGB-FLT-100819-05Y-0.934-1.000	---	---	---	---	---	---	---	---	---
4,030,827	1,000.00	4.75	Actual/Actual	17/04/2019	5	---	17/04	4.75	1	GGB-FXD-170419-05Y-4.750-1.000	---	---	---	---	---	---	---	---	---
2,089,066	1,000.00	3.38	Actual/Actual	17/07/2017	3	---	17/07	3.38	1	GGB-FXD-170717-03Y-3.375-1.000	---	---	---	---	---	---	---	---	---

## Government Bonds Notes

Transactions Volume = (Pieces) \* (Nominal Price). Transactions Value = (Pieces) \* (Nominal Price) \* (price %) + (Accrued interest).

The Value of current coupon for the issues with NV 0.01 euro refers to NV 100 euros

FLR: Floating Interest Rate.

[1] - The Expiration Date of the interest bearing period and the Date for coupon payment.

Bonds in Circulation	Currency / Min nominal traded Value	Coupons Payment Date	Current Coupon Value	Note	Coupon Attached	Trading Unit	Issue Date	Duration (years)	Today's Interest	A.I.C in days	Bonds	Last price of previous days	Last Outcry in Cash (euro) Price	Buy / Sell	Date	Trades in Pieces	Life min	Life Max	
<b>Bonds of International Organizations</b>																			
1,000,000	EUR / 1000	21/07	---	---	10	1	21/07/2006	10	5.0 FLR	360	EUROPEAN INVESTMENT BANK BOND	97.50	16/04/2007	---	---	---	---	---	
<b>Corporate Bonds in Foreign Currency and Euro</b>																			
103,746	GBP / 10	01/12	0.25	---	57	1	01/12/1930	98	2.5	360	National Mortgage Bank	2.27	05/02/1996	2.27	S	05/02/1996	---	2.27	2.27
0	GBP / 10	01/12	0.25	---	59	1	01/12/1928	100	2.5	360	National Mortgage Bank	---	---	---	---	---	---	---	---

**Government Bonds Notes**

A.I.C: Accrued Interest Calculation base.

FLR: Floating Interest Rate.

The minimum tradeable Nominal Value for all Demeterialised Government Titles is 100 Euros.

**Athex & ATHEXClear Members List**

Member Name	Stock Market			Derivatives Market		ATHEXClear Member				
	Address	Phone	Fax	Market Member	Remote Member	Market Maker	Proprietary	Market Maker	General Clearing	Direct Clearing
A. SARRIS SECURITIES S.A.				a						
6, DRAGATSANIOU ATHINA	+30 2103367700	210-3312324								
ALPHA FINANCE INVESTMENT SERVICES S.A.				a		a	a	a	a	
5, MERLIN STR. ATHINA	(210)-3677400	(210)-3311193								
ALPHA BANK A.E.									a	
40, STADIOU STR ATHINA	(210)-3265546 (210)-3260000	(210)-3265811 (210)-3264116								
ARGUS STOCKBROKERS LTD				a	a		a			
25 , AVENUE DEMOSTHENI SEVERI NICOSIA	+357 22717000	0035722717070								
ATLANTIC SECURITIES LIMITED				a	a					
37, PRODROMOU NICOSIA	+357 22445400	00357 22661914								
ATLAS SECURITIES S.A.				a			a			
, MICHALAKOPOULOU 125 & VERVAION 14-16 ATHINA	+30 2103363300	210-3238925								
ATTICA BANK S.A.									a	
54, AKADIMIAS STR. ATHINA	(210)-3390757	(210)-3646090								
23, OMIROU STR. ATHINA	(210)-3669000	(210)-3669410								
AXIA VENTURES GROUP LTD				a	a					
, KRANDIOTI 10, OFFICE 102 NICOSIA	+357 22742000	357 22742001								
AXON SECURITIES S.A.				a			a			
48, STADIOU ATHINA	+30 2103363800	210-3243903								
BANK OF AMERICA MERRILL LYNCH				a	a					
2 , KING EDWARD STREET LONDON	+44 20276281000									
BETA SECURITIES S.A.				a		a	a	a	a	
29 , ALEXANDRAS AVEN. & VRAILA ATHINA	+30 2106478900	210-6410139								
BNP PARIBAS SECURITIES SERVICES S.A.									a	
, VASILISSIS SOFIAS 94 & KERASOUNTOS 1 ATHINA	+30 2107468500	210-7468579-581								
CAPITAL SECURITIES S.A.				a			a			
58, MITROPOLEOS ATHINA	+30 2103369700	+30 210 3369820								
CFS SECURITIES-INVESTMENT SERVICES S.A.				a						
6, DRAGATSANIOU ATHINA	+30 2103360800	+30 210-3360980								
CITIGROUP GLOBAL MARKET LTD				a	a					
1, CITIGROUP CENTER , CANADA SQ., CANARY WHARF LONDON	+44 02079864000									
CREDIT SUISSE SECURITIES (EUROPE) LIMITED				a	a					
, ONE CABOT SQUARE LONDON	+44 2078888888									
CYCLOS SECURITIES S.A.				a			a			a
39, PANEPISTIMIOU ATHINA	+30 2103364300	+30 210-3239122								
D.A. TSEKOURAS SEC. S.A.				a						
33, STADIOU ATHINA	+30 2103245100	210-3211997								
DELTASTOCK AD										a
115, MEGAPARK OFFICE BUILDING, OFFICE AREA E, G TSARIGRADSKO BULVARA 115051	+35928115049									
DEUTSCHE BANK S.A.				a	a		a			
1 , GREAT WINCHESTER STREET LONDON	+44 20 754 54209	00441133361437								
DYNAMIC SECURITIES S.A.				a			a			a
8, OMIROU ATHINA	+30 2103677700	210-3677777								
EL. PETROPOULAKIS SECURITIES S.A.				a			a			
9, ARISTEIDOU ATHINA	+30 2103213928	+30 210-3216810								
ESTINVEST S.A.										a
9, TH REPUBLICII STREET FOCSANI	+40 237238900	+40 237237471								
EUROBANK ERGASIAS S.A.									a	
8, OTHONOS STR. ATHINA	(210)-3337969 (210)-3337000	(210)-3245916 (210)-3233866								
EUROBANK SECURITIES INVESTMENT FIRM S.A				a		a	a	a		a
, FILELLINON 10 & XENOFONTOS 13 ATHINA	+30 2103720000	210-3720001								
EUROCORP SECURITIES S.A.				a			a			a
14, SQ.FILIKIS ETAIRIAS ATHINA	+30 2107263500	210-7263666								
EUROTRUST BROKERAGE S.A.				a						
113, SEVASTOUPOLEOS ATHINA	+30 2103363100	+30 210-3238334								
EUROXX SECURITIES S.A.				a		a	a	a		a
7, PALAIOLOGOU CHALANDRI	(210)-6879400	(210)-6879401								
G.A. PERVANAS SECURITIES-INVESTMENT SERVICES CO S.A.				a						
7-9, SOFOKLEOUS ATHINA	+30 2103727200	210-3210-291								
GLOBAL CAPITAL SECURITIES AND FINANCIAL SERVICES LTD				a	a					
, AVE. ARCHIEPISKOPOU MAKARIOU NICOSIA	+357 22710710	357 22339332								

Athex & ATHEXClear Members List

Member Name	Stock Market			Derivatives Market		ATHEXClear Member				
	Address	Phone	Fax	Market Member	Remote Member	Market Maker	Proprietary	Market Maker	General Clearing	Direct Clearing
GUARDIAN TRUST SECURITIES S.A				a			a			
31, ERMOU ATHINA	+30 2103378700	210-3220498								
HELLENIC BANK (INVESTMENTS) LTD				a	a					
, AVE. KYRIAKOU MATSI 31 - PO BOX 24747 NICOSIA	+357 22500100	357 22500110								
HELLENICAMERICAN SEC. S.A.				a		a	a			a
27, ANDREA PAPANDEOU ATHINA	+30 2103311100	+30 210-3215968								
HSBC BANK PLC									a	
109-111, AVE. MESOGION ATHINA	+30 2106960000	210-6928000								
INDEX SECURITIES S.A.				a						
6, DRAGATSANIOU ATHINA	+30 2103213920	+30 210-3213216								
INTERFINBROK CORPORATION S.A.										a
1, STR.CALARASI NR. CONSTANTA	+40 241639071	0241-547829								
INVESTMENT BANK OF GREECE S.A.				a		a	a	a	a	
32 , EGIALIAS & PARADISOU MAROUSI	+30 2108173111	+30 210-6896325								
J. CHR. MAVRIKIS SECURITIES S.A.				a						
5, SOFOKLEOUS ATHINA	+30 2103216730	210-3217767								
KAPPA SECURITIES S.A.				a			a			
15, VALAORITOU ATHINA	+30 2103678600	+30 210-3641002								
KARAMANOF SECURITIES-INV. SERVICES S.A.				a			a			
2, SQ. AGION THEODORON ATHINA	+30 2103212947	+30 210-3217088								
LAIKI FINANCIAL SERVICES LTD					a					
26, AVE. VYRONOS NICOSIA	357 22367367	357 22718567								
LEON DEPOLAS SECURITIES S.A.				a		a	a			
1, CHRISTOU LADA ATHINA	+30 2103213276	+30 210-3211618								
MAGNA TRUST SECURITIES S.A				a						
5, GEORGE ATHINA	+30 2103800820	210-3220910								
MEGA EQUITY SECURITIES-FINANCIAL SERVICES LTD				a	a		a			
42-44, AVE. GRIVA DIGENI NICOSIA	+357 22711711	357 22711811								
MERIT SECURITIES S.A				a		a	a			a
3, GEORGIOU SOURI ATHINA	+30 2103671890	210-3671830								
MIDAS BROKERAGE S.A.				a		a				
5, SOFOKLEOUS ATHINA	+30 2141008800	+30 210-3253205								
N. CHRYSOCHOIDIS STOCK BROKERAGE I.S.S.A.				a			a			a
7-9, SOFOKLEOUS ATHINA	+30 2103213913	+30 210-3216115								
NATIONAL BANK OF GREECE S.A.				a			a		a	
68, AKADIMIAS STR. ATHINA	(210)-3328817	(210)-3328678								
86, AILOU STR. ATHINA	(210)-3341000	(210)-3228187								
NATIONAL SECURITIES S.A				a		a	a	a		
91, MICHALAKOPOULOU ATHINA	+30 2107720000	+30 210-7720002								
NUNTIUS SECURITIES S.A				a						
6, DRAGATSANIOU ATHINA	+30 2103350599	+30210-3254846								
ONE PLUS CAPITAL LIMITED				a	a		a			
, 75 PRODROMOU AVENUE, ONEWORLD PARKVIEW HOUSE, 3RD FLOOR, Nicosia	+357 22873760									
PANTELAKIS SECURITIES S.A.				a			a			
57, ETHNIKIS ANTISTASIS B CHALANDRI	+30 2106965000	210-6929550								
PEGASUS BROKERAGE FIRM S.A				a			a			
17 , VALAORITOU & AMERIKIS ATHINA	+30 2103670700	+30 210-3670760								
PIRAEUS BANK S.A.				a			a		a	
4, AMERIKIS STR. ATHINA	(210)-3335000	(210)-3335079								
4, AMERIKIS STR ATHINA	(210)-3335918	(210)-3254207								
PIRAEUS SECURITIES S.A.				a		a	a	a		a
5, KORAI ATHINA	+30 2103354100	210-3354170								
PRELIUM SECURITIES-INVESTMENT SERVICES S.A.				a			a			
1 , DAVAKI & KIFISIAS AVE. ATHINA	+30 2103677000	+30 210-6926403								
PROCHOICE SECURITIES LTD				a	a					
57, SPYROU KYPRIANOY NICOSIA	+357-24-661192	+357-24-662464								
SHARELINK SECURITIES-FINANCIAL SERVICES LTD				a	a		a			
6 , THEOTOKI MEGARO ELLINA NICOSIA	+357 22554200	+357 22750852								
SOCIETE GENERALE S.A.				a	a		a			
, 17 COURS VALMY 92987 PUTEAUX - LA DEFENSE PARIS	+33 157290504	+33142138697								
SOLIDUS SECURITIES S.A				a			a			a
64, LOUIZIS RIANCOUR ATHINA	+30 2106900600	210-6985421								

**Athex & ATHEXClear Members List**

Member Name				Stock Market			Derivatives Market		ATHEXClear Member	
	Address	Phone	Fax	Market Member	Remote Member	Market Maker	Proprietary	Market Maker	General Clearing	Direct Clearing
SSIF BROKER SA										a
119 , CALEA MOTILOR NAPOCA	+40 364401709	0040364401710								a
SSIF VIENNA INVESTMENT TRUST S.A.										a
, 4 SPLAIUL UNIRII, BUILDING B3 BUCHAREST	+40 212074880	004 021 207 48 98								a
ST. EM. LAVRENTAKIS SECURITIES S.A.				a			a			
7-9, SOFOKLEOUS ATHINA	+30 2103213336	+30 210-3246572								
THE CYPRUS INVESTMENT & SECURITIES CORPORATION LTD				a	a					
154 , LIMASSOL AVENUE, STROVOLOS NICOSIA	+357 22121700	357 22338800								
UBS LIMITED				a	a					
1 , FINSBURY AVENUE LONDON	+44 2075687135									

List of Stocks under Market Making operations

Securities	Stock Category
Market Maker	Start Market Making
<b>CYPRUS POPULAR BANK (CR)</b>	<b>Suspension Status</b>
PIRAEUS SECURITIES S.A.	02/02/2013
<b>VIOHALCO (CB)</b>	<b>Suspension Status</b>
ALPHA FINANCE INVESTMENT SERVICES S.A.	11/02/2013
EUROBANK SECURITIES INVESTMENT FIRM S.A	20/01/2013
MERIT SECURITIES S.A	13/12/2012
<b>ALPHA BANK (CR)</b>	<b>Main Market</b>
EUROBANK SECURITIES INVESTMENT FIRM S.A	24/10/2012
HELLENICAMERICAN SEC. S.A.	25/07/2014
INVESTMENT BANK OF GREECE S.A.	08/01/2013
LEON DEPOLAS SECURITIES S.A.	04/01/2016
MERIT SECURITIES S.A	03/09/2013
MIDAS BROKERAGE S.A.	11/01/2006
NATIONAL SECURITIES S.A	15/01/2013
PIRAEUS SECURITIES S.A.	28/05/2013
<b>ALUMIL (CR)</b>	<b>Main Market</b>
BETA SECURITIES S.A.	18/07/2013
<b>ATTICA BANK S.A. (CR)</b>	<b>Main Market</b>
BETA SECURITIES S.A.	02/06/2014
EUROBANK SECURITIES INVESTMENT FIRM S.A	25/07/2014
<b>BANK OF CYPRUS (CR)</b>	<b>Main Market</b>
EUROBANK SECURITIES INVESTMENT FIRM S.A	23/03/2015
NATIONAL SECURITIES S.A	22/06/2015
<b>BYTE COMPUTER SA (CR)</b>	<b>Main Market</b>
MERIT SECURITIES S.A	04/08/2013
<b>CC HBC AG (CR)</b>	<b>Main Market</b>
EUROBANK SECURITIES INVESTMENT FIRM S.A	23/10/2013
NATIONAL SECURITIES S.A	29/04/2013
PIRAEUS SECURITIES S.A.	04/05/2015
<b>ELLAKTOR (CR)</b>	<b>Main Market</b>
EUROBANK SECURITIES INVESTMENT FIRM S.A	01/06/2013
INVESTMENT BANK OF GREECE S.A.	02/01/2013
NATIONAL SECURITIES S.A	25/06/2013
<b>ELTON SA (CR)</b>	<b>Main Market</b>
BETA SECURITIES S.A.	03/09/2013
<b>EUROBANK ERGASIAS (CR)</b>	<b>Main Market</b>
ALPHA FINANCE INVESTMENT SERVICES S.A.	08/01/2013
EUROBANK SECURITIES INVESTMENT FIRM S.A	01/06/2013
HELLENICAMERICAN SEC. S.A.	25/07/2014
INVESTMENT BANK OF GREECE S.A.	08/01/2013
MIDAS BROKERAGE S.A.	07/01/2016
PIRAEUS SECURITIES S.A.	28/09/2013
<b>EUROCONSULTANTS S.A. (CR)</b>	<b>Main Market</b>
EUROBANK SECURITIES INVESTMENT FIRM S.A	22/07/2014
<b>FOLLI FOLLIE (CR)</b>	<b>Main Market</b>
NATIONAL SECURITIES S.A	17/02/2014
PIRAEUS SECURITIES S.A.	04/05/2015
<b>FOURLIS (CR)</b>	<b>Main Market</b>
HELLENICAMERICAN SEC. S.A.	14/09/2005
<b>FRIGOGLASS SA (CR)</b>	<b>Main Market</b>
EUROBANK SECURITIES INVESTMENT FIRM S.A	27/10/2014
<b>GEK TERNA (CR)</b>	<b>Main Market</b>
HELLENICAMERICAN SEC. S.A.	07/09/2015
INVESTMENT BANK OF GREECE S.A.	02/01/2013
<b>GR. SARANTIS SA (CR)</b>	<b>Main Market</b>
BETA SECURITIES S.A.	14/05/2013
<b>HELLENIC EXCHANGES-A.S.E. (CR)</b>	<b>Main Market</b>
EUROBANK SECURITIES INVESTMENT FIRM S.A	01/06/2013
HELLENICAMERICAN SEC. S.A.	01/09/2014
INVESTMENT BANK OF GREECE S.A.	02/01/2013
NATIONAL SECURITIES S.A	25/06/2013
PIRAEUS SECURITIES S.A.	04/05/2015
<b>HELLENIC PETROLEUM (CR)</b>	<b>Main Market</b>
HELLENICAMERICAN SEC. S.A.	14/09/2015
<b>INTRACOM HOLDINGS (CR)</b>	<b>Main Market</b>
HELLENICAMERICAN SEC. S.A.	07/09/2015

List of Stocks under Market Making operations

Securities	Market Maker	Start Market Making	Stock Category
<b>INTRALOT (CR)</b>			<b>Main Market</b>
	EUROBANK SECURITIES INVESTMENT FIRM S.A	01/06/2013	
	INVESTMENT BANK OF GREECE S.A.	02/01/2013	
	PIRAEUS SECURITIES S.A.	28/09/2013	
<b>J &amp; P - AVAX SA (CR)</b>			<b>Main Market</b>
	EUROBANK SECURITIES INVESTMENT FIRM S.A	14/12/2015	
<b>KLOUKINAS - LAPPAS SA (CR)</b>			<b>Main Market</b>
	BETA SECURITIES S.A.	22/09/2014	
<b>LAMDA DEVELOPMENT SA (CR)</b>			<b>Main Market</b>
	EUROBANK SECURITIES INVESTMENT FIRM S.A	08/12/2014	
<b>MARFIN INVESTMENT GROUP (CR)</b>			<b>Main Market</b>
	EUROBANK SECURITIES INVESTMENT FIRM S.A	23/03/2015	
	HELLENICAMERICAN SEC. S.A.	25/07/2014	
	PIRAEUS SECURITIES S.A.	02/02/2013	
<b>MLS MULTIMEDIA SA (CR)</b>			<b>Main Market</b>
	HELLENICAMERICAN SEC. S.A.	07/12/2015	
<b>MOTOR OIL (CR)</b>			<b>Main Market</b>
	EUROBANK SECURITIES INVESTMENT FIRM S.A	23/10/2012	
	HELLENICAMERICAN SEC. S.A.	01/09/2014	
	NATIONAL SECURITIES S.A	17/02/2014	
	PIRAEUS SECURITIES S.A.	04/05/2015	
<b>MYTILINEOS HOLDINGS (CR)</b>			<b>Main Market</b>
	HELLENICAMERICAN SEC. S.A.	25/07/2014	
	INVESTMENT BANK OF GREECE S.A.	02/01/2013	
	NATIONAL SECURITIES S.A	25/06/2013	
	PIRAEUS SECURITIES S.A.	04/05/2015	
<b>NATIONAL BANK (CR)</b>			<b>Main Market</b>
	ALPHA FINANCE INVESTMENT SERVICES S.A.	08/01/2013	
	EUROBANK SECURITIES INVESTMENT FIRM S.A	24/10/2012	
	HELLENICAMERICAN SEC. S.A.	25/07/2014	
	INVESTMENT BANK OF GREECE S.A.	08/01/2013	
	LEON DEPOLAS SECURITIES S.A.	20/04/2015	
	MERIT SECURITIES S.A	03/09/2013	
	MIDAS BROKERAGE S.A.	07/01/2016	
	NATIONAL SECURITIES S.A	28/02/2013	
	PIRAEUS SECURITIES S.A.	08/09/2013	
<b>OPAP (CR)</b>			<b>Main Market</b>
	ALPHA FINANCE INVESTMENT SERVICES S.A.	08/01/2013	
	EUROBANK SECURITIES INVESTMENT FIRM S.A	24/10/2012	
	HELLENICAMERICAN SEC. S.A.	25/07/2014	
	INVESTMENT BANK OF GREECE S.A.	08/01/2013	
	NATIONAL SECURITIES S.A	15/01/2013	
	PIRAEUS SECURITIES S.A.	04/05/2015	
<b>OTE (CR)</b>			<b>Main Market</b>
	ALPHA FINANCE INVESTMENT SERVICES S.A.	08/01/2013	
	EUROBANK SECURITIES INVESTMENT FIRM S.A	24/10/2012	
	HELLENICAMERICAN SEC. S.A.	25/07/2014	
	INVESTMENT BANK OF GREECE S.A.	08/01/2013	
	LEON DEPOLAS SECURITIES S.A.	20/04/2015	
	MIDAS BROKERAGE S.A.	01/10/2015	
	NATIONAL SECURITIES S.A	01/12/2012	
	PIRAEUS SECURITIES S.A.	08/09/2013	
<b>PAPOUTSANIS (CR)</b>			<b>Main Market</b>
	BETA SECURITIES S.A.	25/11/2013	
<b>PETROPOULOS PETROS (CR)</b>			<b>Main Market</b>
	BETA SECURITIES S.A.	28/05/2013	
<b>PIRAEUS BANK (CR)</b>			<b>Main Market</b>
	EUROBANK SECURITIES INVESTMENT FIRM S.A	23/10/2012	
	HELLENICAMERICAN SEC. S.A.	25/07/2014	
	INVESTMENT BANK OF GREECE S.A.	08/01/2013	
	MERIT SECURITIES S.A	16/09/2013	
	MIDAS BROKERAGE S.A.	11/01/2016	
	NATIONAL SECURITIES S.A	02/06/2013	
	PIRAEUS SECURITIES S.A.	16/02/2013	
<b>PLAISIO COMPUTERS SA (CR)</b>			<b>Main Market</b>
	BETA SECURITIES S.A.	05/05/2014	
	EUROBANK SECURITIES INVESTMENT FIRM S.A	02/03/2015	



List of Stocks under Market Making operations

Securities	Market Maker	Start Market Making	Stock Category
<b>PPC (CR)</b>			
	ALPHA FINANCE INVESTMENT SERVICES S.A.	08/01/2013	Main Market
	EUROBANK SECURITIES INVESTMENT FIRM S.A	23/10/2012	
	HELLENICAMERICAN SEC. S.A.	01/09/2014	
	INVESTMENT BANK OF GREECE S.A.	08/01/2013	
	NATIONAL SECURITIES S.A	26/03/2013	
	PIRAEUS SECURITIES S.A.	28/09/2013	
<b>QUALITY &amp; RELIABILITY SA (CR)</b>			
	BETA SECURITIES S.A.	20/08/2014	Main Market
<b>S.KANAKIS SA (CR)</b>			
	BETA SECURITIES S.A.	01/10/2013	Main Market
<b>TITAN CEMENT (CR)</b>			
	EUROBANK SECURITIES INVESTMENT FIRM S.A	23/10/2012	
	NATIONAL SECURITIES S.A	17/02/2014	
	PIRAEUS SECURITIES S.A.	04/05/2015	
<b>VIOHALCO SA/NV (CB)</b>			
	ALPHA FINANCE INVESTMENT SERVICES S.A.	17/02/2014	Main Market
	MERIT SECURITIES S.A	17/03/2014	

Underlying Asset				Derivatives Market														
Price max	Price min	Closing price	change	Delivery Month	Open price	Price max	Price min	Last price	Closing price	Last Bid	Last Ask	Settlement price	Life high	Life low	Trades	Volume	Open Interest	
<b>FTSE/Athex Large Cap</b>				(Trade Unit: 1 Index Point x 5€, Cash Settlement)														
133.71	127.05	127.96	-4.22%	February 2016	133.50	133.50	128.50	129.50	129.50	---	---	127.93	185.00	---	165	2,248	3,850	
				March 2016	132.50	134.00	126.75	126.75	126.75	---	---	127.00	---	170.50	---	446	3,664	12,477
				April 2016	133.00	133.00	131.25	132.00	132.00	---	---	128.50	---	133.00	---	3	9	9
				June 2016	---	---	---	---	134.50	---	---	---	---	---	---	---	---	
				September 2016	---	---	---	---	135.25	---	---	---	---	---	---	---	---	
				December 2016	---	---	---	---	135.75	---	---	---	---	---	---	---	---	

Underlying Asset				Derivatives Market														
Price max	Price min	Closing price	change	Delivery Month	Open price	Price max	Price min	Last price	Closing price	Last Bid	Last Ask	Settlement price	Life high	Life low	Trades	Volume	Open Interest	
<b>ALPHA BANK (CR)</b>				(Contract Size: 100 Securities, Physical Delivery)														
1.48	1.34	1.35	-9.40%	March 2016	1.46	1.48	1.33	1.34	1.34	---	---	1.35	2.64	---	476	11,501	7,308	
				June 2016	1.46	1.46	1.46	1.46	1.46	---	---	1.37	---	2.68	---	1	50	159
				September 2016	---	---	---	---	1.51	---	---	---	---	---	---	---	---	
				December 2016	---	---	---	---	1.51	---	---	---	---	---	---	---	---	
<b>CC HBC AG (CR)</b>				(Contract Size: 100 Securities, Physical Delivery)														
18.48	17.91	18.04	1.12%	March 2016	18.25	18.30	17.95	18.00	18.00	---	---	18.16	21.55	---	5	5	137	
				June 2016	---	---	---	---	17.96	---	---	---	---	---	---	---	---	
				September 2016	---	---	---	---	18.05	---	---	---	---	---	---	---	---	
				December 2016	---	---	---	---	18.14	---	---	---	---	---	---	---	---	
<b>CORINTH PIPEWORKS SA (CR)</b>				(Contract Size: 100 Securities, Physical Delivery)														
0.760	0.740	0.758	-0.52%	March 2016	0.701	0.701	0.701	0.701	0.701	---	---	0.765	1.08	---	1	1	627	
				June 2016	---	---	---	---	0.767	---	---	---	---	---	---	---	---	
				September 2016	---	---	---	---	0.771	---	---	---	---	---	---	---	---	
				December 2016	---	---	---	---	0.775	---	---	---	---	---	---	---	---	
<b>ELLAKTOR (CR)</b>				(Contract Size: 100 Securities, Physical Delivery)														
1.16	1.10	1.10	-6.78%	March 2016	1.15	1.15	1.09	1.12	1.12	---	---	1.11	1.87	---	20	146	1,522	
				June 2016	---	---	---	---	1.19	---	---	1.08	---	1.27	---	---	120	
				September 2016	---	---	---	---	1.19	---	---	---	---	---	---	---	---	
				December 2016	---	---	---	---	1.20	---	---	---	---	---	---	---	---	
<b>EUROBANK ERGASIAS (CR)</b>				(Contract Size: 100 Securities, Physical Delivery)														
0.461	0.387	0.397	-15.53%	March 2016	0.458	0.462	0.388	0.396	0.396	---	---	0.390	1.14	---	441	11,251	16,475	
				June 2016	0.439	0.439	0.397	0.397	0.397	---	---	0.394	---	1.16	---	8	111	125
				September 2016	---	---	---	---	0.476	---	---	---	---	---	---	---	---	
				December 2016	---	---	---	---	0.478	---	---	---	---	---	---	---	---	
<b>EYDAP S.A. (CR)</b>				(Contract Size: 100 Securities, Physical Delivery)														
4.11	3.88	3.94	-3.90%	March 2016	4.03	4.03	3.84	3.84	3.84	---	---	3.83	5.18	---	3	7	287	
				June 2016	---	---	---	---	4.13	---	---	---	---	---	---	---	---	
				September 2016	---	---	---	---	4.15	---	---	---	---	---	---	---	---	
				December 2016	---	---	---	---	4.17	---	---	---	---	---	---	---	---	
<b>FOLLI FOLLIE (CR)</b>				(Contract Size: 100 Securities, Physical Delivery)														
14.95	14.01	14.50	-3.01%	March 2016	14.81	14.81	14.01	14.05	14.05	---	---	14.38	18.54	---	11	16	292	
				June 2016	---	---	---	---	15.05	---	---	15.10	---	15.38	---	---	---	
				September 2016	---	---	---	---	15.13	---	---	---	---	---	---	---	---	
				December 2016	---	---	---	---	15.20	---	---	---	---	---	---	---	---	
<b>FRIGOGLASS SA (CR)</b>				(Contract Size: 100 Securities, Physical Delivery)														
1.11	1.01	1.06	-4.50%	March 2016	1.06	1.06	1.03	1.03	1.03	---	---	1.10	1.98	---	6	16	965	
				June 2016	---	---	---	---	1.12	---	---	---	---	---	---	---	---	
				September 2016	---	---	---	---	1.12	---	---	---	---	---	---	---	---	
				December 2016	---	---	---	---	1.13	---	---	---	---	---	---	---	---	

Underlying Asset				Derivatives Market													
Price max	Price min	Closing price	change	Delivery Month	Open price	Price max	Price min	Last price	Closing price	Last Bid	Last Ask	Settlement price	Life high	Life low	Trades	Volume	Open Interest
1.20	1.14	1.17	-4.10%	(Contract Size: 100 Securities, Physical Delivery)													
				March 2016	1.17	1.18	1.12	1.12	1.12	---	---	1.18	1.63	---	10	32	7,564
				June 2016	---	---	---	---	1.23	---	---	1.16	---	1.35	---	---	26
				September 2016	---	---	---	---	1.23	---	---	---	---	---	---	---	---
				December 2016	---	---	---	---	1.24	---	---	---	---	---	---	---	---
7.33	7.13	7.32	2.38%	(Contract Size: 100 Securities, Physical Delivery)													
				March 2016	7.20	7.33	7.20	7.24	7.24	---	---	7.33	8.14	---	5	15	78
				June 2016	---	---	---	---	7.20	---	---	---	---	---	---	---	---
				September 2016	---	---	---	---	7.23	---	---	---	---	---	---	---	---
				December 2016	---	---	---	---	7.27	---	---	---	---	---	---	---	---
4.25	4.10	4.14	-2.59%	(Contract Size: 100 Securities, Physical Delivery)													
				March 2016	4.22	4.22	4.08	4.15	4.15	---	---	4.14	5.61	---	43	134	597
				June 2016	---	---	---	---	4.28	---	---	4.12	---	4.64	---	---	47
				September 2016	---	---	---	---	4.30	---	---	---	---	---	---	---	---
				December 2016	---	---	---	---	4.32	---	---	---	---	---	---	---	---
3.50	3.27	3.40	1.49%	(Contract Size: 100 Securities, Physical Delivery)													
				March 2016	3.31	3.47	3.27	3.39	3.39	---	---	3.36	4.42	---	148	487	4,966
				June 2016	---	---	---	---	3.37	---	---	---	---	---	---	---	---
				September 2016	---	---	---	---	3.39	---	---	---	---	---	---	---	---
				December 2016	---	---	---	---	3.41	---	---	---	---	---	---	---	---
1.15	1.12	1.14	-1.72%	(Contract Size: 100 Securities, Physical Delivery)													
				March 2016	---	---	---	---	1.16	---	---	1.15	1.23	---	---	---	251
				June 2016	---	---	---	---	1.17	---	---	---	---	---	---	---	---
				September 2016	---	---	---	---	1.17	---	---	---	---	---	---	---	---
				December 2016	---	---	---	---	1.18	---	---	---	---	---	---	---	---
10.24	9.90	10.10	1.20%	(Contract Size: 100 Securities, Physical Delivery)													
				March 2016	9.93	10.14	9.90	9.92	9.92	---	---	9.96	10.14	---	115	302	663
				June 2016	---	---	---	---	10.05	---	---	---	---	---	---	---	---
				September 2016	---	---	---	---	10.10	---	---	---	---	---	---	---	---
				December 2016	---	---	---	---	10.15	---	---	---	---	---	---	---	---
0.060	0.056	0.056	-8.20%	(Contract Size: 100 Securities, Physical Delivery)													
				March 2016	0.059	0.059	0.056	0.058	0.058	---	---	0.058	0.087	---	20	499	33,902
				June 2016	---	---	---	---	0.061	---	---	---	---	---	---	---	---
				September 2016	---	---	---	---	0.062	---	---	---	---	---	---	---	---
				December 2016	---	---	---	---	0.062	---	---	---	---	---	---	---	---
6.50	6.33	6.41	-0.31%	(Contract Size: 100 Securities, Physical Delivery)													
				March 2016	6.45	6.45	6.42	6.42	6.42	---	---	6.37	7.98	---	3	8	373
				June 2016	---	---	---	---	6.47	---	---	---	---	---	---	---	---
				September 2016	---	---	---	---	6.51	---	---	---	---	---	---	---	---
				December 2016	---	---	---	---	6.54	---	---	---	---	---	---	---	---

Underlying Asset				Derivatives Market													
Price max	Price min	Closing price	change	Delivery Month	Open price	Price max	Price min	Last price	Closing price	Last Bid	Last Ask	Settlement price	Life high	Life low	Trades	Volume	Open Interest
<b>MOTOR OIL (CR)</b>																	
(Contract Size: 100 Securities, Physical Delivery)																	
9.72	9.02	9.18	-5.36%	March 2016	9.62	9.70	9.04	9.04	9.04	---	---	9.32	10.78	---	39	172	454
				June 2016	---	---	---	---	9.76	---	---	---	---	---	---	---	---
				September 2016	---	---	---	---	9.81	---	---	---	---	---	---	---	---
				December 2016	---	---	---	---	9.86	---	---	---	---	---	---	---	---
<b>MYTILINEOS HOLDINGS (CR)</b>																	
(Contract Size: 100 Securities, Physical Delivery)																	
3.17	3.02	3.02	-4.13%	March 2016	3.12	3.15	3.03	3.04	3.04	---	---	3.04	4.20	---	62	162	5,554
				June 2016	---	---	---	---	3.17	---	---	2.92	3.14	---	---	---	---
				September 2016	---	---	---	---	3.19	---	---	---	---	---	---	---	---
				December 2016	---	---	---	---	3.20	---	---	---	---	---	---	---	---
<b>NATIONAL BANK (CR)</b>																	
(Contract Size: 100 Securities, Physical Delivery)																	
0.178	0.154	0.160	-11.11%	March 2016	0.178	0.179	0.154	0.158	0.158	---	---	0.158	0.551	---	517	27,942	60,754
				June 2016	0.164	0.164	0.157	0.159	0.159	---	---	0.160	0.346	---	11	172	209
				September 2016	---	---	---	---	0.182	---	---	---	---	---	---	---	---
				December 2016	---	---	---	---	0.183	---	---	---	---	---	---	---	---
<b>OPAP (CR)</b>																	
(Contract Size: 100 Securities, Physical Delivery)																	
5.95	5.68	5.87	-1.35%	March 2016	5.88	5.90	5.69	5.83	5.83	---	---	5.85	8.72	---	143	820	2,812
				June 2016	---	---	---	---	5.99	---	---	5.90	7.25	---	---	---	2
				September 2016	---	---	---	---	6.02	---	---	---	---	---	---	---	---
				December 2016	---	---	---	---	6.05	---	---	---	---	---	---	---	---
<b>OTE (CR)</b>																	
(Contract Size: 100 Securities, Physical Delivery)																	
7.05	6.80	6.85	-2.84%	March 2016	7.06	7.18	6.80	6.86	6.86	---	---	6.85	9.34	---	157	1,211	4,626
				June 2016	6.99	7.06	6.92	6.92	6.92	---	---	6.92	7.96	---	6	60	66
				September 2016	---	---	---	---	7.13	---	---	---	---	---	---	---	---
				December 2016	---	---	---	---	7.17	---	---	---	---	---	---	---	---
<b>P.P.A. S.A. (CR)</b>																	
(Contract Size: 100 Securities, Physical Delivery)																	
11.47	10.87	11.32	-1.57%	March 2016	11.14	11.18	11.11	11.18	11.18	---	---	11.13	15.50	---	3	7	373
				June 2016	---	---	---	---	11.58	---	---	11.08	14.75	---	---	---	29
				September 2016	---	---	---	---	11.63	---	---	---	---	---	---	---	---
				December 2016	---	---	---	---	11.69	---	---	---	---	---	---	---	---
<b>PIRAEUS BANK (CR)</b>																	
(Contract Size: 100 Securities, Physical Delivery)																	
0.126	0.110	0.115	-11.54%	March 2016	0.125	0.127	0.110	0.112	0.112	---	---	0.111	0.312	---	439	24,969	30,713
				June 2016	0.120	0.120	0.116	0.116	0.116	---	---	0.113	0.303	---	2	20	86
				September 2016	---	---	---	---	0.132	---	---	---	---	---	---	---	---
				December 2016	---	---	---	---	0.132	---	---	---	---	---	---	---	---
<b>PPC (CR)</b>																	
(Contract Size: 100 Securities, Physical Delivery)																	
3.12	2.82	2.82	-10.48%	March 2016	3.09	3.09	2.79	2.82	2.82	---	---	2.81	5.53	---	305	1,232	5,966
				June 2016	---	---	---	---	3.17	---	---	2.78	3.10	---	---	---	11
				September 2016	---	---	---	---	3.19	---	---	---	---	---	---	---	---
				December 2016	---	---	---	---	3.20	---	---	---	---	---	---	---	---

Underlying Asset				Derivatives Market											Open Interest		
Price max	Price min	Closing price	change	Delivery Month	Open price	Price max	Price min	Last price	Closing price	Last Bid	Last Ask	Settlement price	Life high	Life low	Trades	Volume	Open Interest
<b>TERNA ENERGY (CR)</b>				(Contract Size: 100 Securities, Physical Delivery)													
2.13	2.02	2.06	-1.43%	March 2016	2.10	2.12	2.04	2.05	2.05	---	---	2.11	2.55	---	9	19	1,171
				June 2016	---	---	---	---	2.10	---	---	---	---	---	---	---	---
				September 2016	---	---	---	---	2.11	---	---	---	---	---	---	---	---
				December 2016	---	---	---	---	2.13	---	---	---	---	---	---	---	---
<b>TITAN CEMENT (CR)</b>				(Contract Size: 100 Securities, Physical Delivery)													
16.00	15.50	15.50	-5.49%	March 2016	16.28	16.28	15.49	15.65	15.65	---	---	15.63	21.29	---	21	88	513
				June 2016	---	---	---	---	16.51	---	---	15.54	17.87	---	---	---	---
				September 2016	---	---	---	---	16.59	---	---	---	---	---	---	---	---
				December 2016	---	---	---	---	16.68	---	---	---	---	---	---	---	---
<b>VIOHALCO SA/NV (CB)</b>				(Contract Size: 100 Securities, Physical Delivery)													
1.12	1.06	1.09	-2.68%	March 2016	1.08	1.11	1.08	1.10	1.10	---	---	1.08	1.95	---	9	28	1,007
				June 2016	---	---	---	---	1.13	---	---	---	---	---	---	---	---
				September 2016	---	---	---	---	1.13	---	---	---	---	---	---	---	---
				December 2016	---	---	---	---	1.14	---	---	---	---	---	---	---	---

FTSE/Athex Large Cap

(Trade Unit: 1 Index Point x 5€ - Exercise Style: European, Cash Settlement)

Call Options																Put Options																
Exercise Price	February 2016							March 2016							Other Months		February 2016						March 2016						Other Months		Exercise Price	
	Open price	Price max	Price min	Last price	Closing price	Volume	Open Interest	Open price	Price max	Price min	Last price	Closing price	Volume	Open Interest	Volume	Open Interest	Open price	Price max	Price min	Last price	Closing price	Volume	Open Interest	Open price	Price max	Price min	Last price	Closing price	Volume	Open Interest		Volume
90	0.00	0.00	0.00	-	37.93	-	-	0.00	0.00	0.00	-	43.25	-	-	-	0.00	0.00	0.00	-	-	-	-	0.00	0.00	0.00	-	0.01	-	-	-	-	90
95	0.00	0.00	0.00	-	32.93	-	-	0.00	0.00	0.00	-	38.25	-	-	-	0.00	0.00	0.00	-	-	-	-	0.00	0.00	0.00	-	0.01	-	-	-	-	95
100	0.00	0.00	0.00	-	27.93	-	-	0.00	0.00	0.00	-	33.25	-	-	-	0.00	0.00	0.00	-	-	-	-	0.00	0.00	0.00	-	0.05	-	-	-	-	100
105	0.00	0.00	0.00	-	22.93	-	-	0.00	0.00	0.00	-	28.25	-	170	-	0.00	0.00	0.00	-	-	-	-	0.00	0.00	0.00	-	0.14	-	-	-	-	105
110	0.00	0.00	0.00	-	17.93	-	-	0.00	0.00	0.00	-	23.50	-	1	-	0.00	0.00	0.00	-	-	-	-	0.00	0.00	0.00	-	0.38	-	-	-	-	110
115	0.00	0.00	0.00	-	12.93	-	1	0.00	0.00	0.00	-	19.00	-	3	-	0.00	0.00	0.00	-	-	-	1	0.00	0.00	0.00	-	0.85	-	1	-	-	115
120	0.00	0.00	0.00	-	7.93	-	58	0.00	0.00	0.00	-	15.00	-	186	-	0.00	0.00	0.00	-	-	-	-	0.00	0.00	0.00	-	1.70	-	2	-	-	120
125	0.00	0.00	0.00	-	2.93	-	3	0.00	0.00	0.00	-	11.25	-	-	-	0.00	0.00	0.00	-	-	-	5	0.00	0.00	0.00	-	3.00	-	131	-	-	125
130	1.50	2.30	1.20	1.20	-	389	25	7.00	7.00	5.00	5.00	5.00	9	533	-	1.50	2.30	0.00	-	2.07	-	12	5.50	8.00	5.50	8.00	8.00	14	66	-	-	130
135	0.00	0.00	0.00	-	-	-	1	0.00	0.00	0.00	-	5.70	-	3	-	0.00	0.00	0.00	-	7.07	-	1	0.00	0.00	0.00	-	7.50	-	14	-	-	135
140	0.00	0.00	0.00	-	-	-	246	0.00	0.00	0.00	-	3.80	-	681	-	0.00	0.00	0.00	-	12.07	-	12	0.00	0.00	0.00	-	10.50	-	1	-	-	140
145	0.00	0.00	0.00	-	-	-	99	0.00	0.00	0.00	-	2.50	-	537	-	0.00	0.00	0.00	-	17.07	-	13	0.00	0.00	0.00	-	14.25	-	-	-	-	145
150	0.00	0.00	0.00	-	-	-	53	0.00	0.00	0.00	-	1.50	-	171	-	0.00	0.00	0.00	-	22.07	-	104	0.00	0.00	0.00	-	18.25	-	3	-	-	150
155	0.00	0.00	0.00	-	-	-	162	0.00	0.00	0.00	-	0.93	-	2	-	0.00	0.00	0.00	-	27.07	-	11	0.00	0.00	0.00	-	22.75	-	1	-	-	155
160	0.00	0.00	0.00	-	-	-	597	0.00	0.00	0.00	-	0.54	-	3	-	0.00	0.00	0.00	-	32.07	-	25	0.00	0.00	0.00	-	27.25	-	-	-	-	160
165	0.00	0.00	0.00	-	-	-	100	0.00	0.00	0.00	-	0.30	-	6	-	0.00	0.00	0.00	-	37.07	-	69	0.00	0.00	0.00	-	32.00	-	-	-	-	165
170	0.00	0.00	0.00	-	-	-	21	0.00	0.00	0.00	-	0.16	-	10	-	0.00	0.00	0.00	-	42.07	-	-	0.00	0.00	0.00	-	36.75	-	-	-	-	170
175	0.00	0.00	0.00	-	-	-	505	0.00	0.00	0.00	-	0.09	-	-	-	0.00	0.00	0.00	-	47.07	-	1	0.00	0.00	0.00	-	41.75	-	-	-	-	175
180	0.00	0.00	0.00	-	-	-	563	0.00	0.00	0.00	-	0.04	-	-	-	0.00	0.00	0.00	-	52.07	-	1	0.00	0.00	0.00	-	46.75	-	5	-	-	180
185	0.00	0.00	0.00	-	-	-	444	0.00	0.00	0.00	-	0.02	-	-	-	0.00	0.00	0.00	-	57.07	-	1	0.00	0.00	0.00	-	51.50	-	-	-	-	185
190	0.00	0.00	0.00	-	-	-	159	0.00	0.00	0.00	-	0.01	-	-	-	0.00	0.00	0.00	-	62.07	-	-	0.00	0.00	0.00	-	56.50	-	-	-	-	190
195	0.00	0.00	0.00	-	-	-	1	0.00	0.00	0.00	-	0.01	-	-	-	0.00	0.00	0.00	-	67.07	-	-	0.00	0.00	0.00	-	61.50	-	-	-	-	195
200	0.00	0.00	0.00	-	-	-	804	0.00	0.00	0.00	-	0.01	-	11	-	0.00	0.00	0.00	-	72.07	-	-	0.00	0.00	0.00	-	66.50	-	187	-	-	200
205	0.00	0.00	0.00	-	-	-	-	0.00	0.00	0.00	-	0.01	-	-	-	0.00	0.00	0.00	-	77.07	-	-	0.00	0.00	0.00	-	71.50	-	-	-	-	205
210	0.00	0.00	0.00	-	-	-	1	0.00	0.00	0.00	-	0.01	-	-	-	0.00	0.00	0.00	-	82.07	-	-	0.00	0.00	0.00	-	76.50	-	-	-	-	210
215	0.00	0.00	0.00	-	-	-	-	0.00	0.00	0.00	-	0.01	-	-	-	0.00	0.00	0.00	-	87.07	-	-	0.00	0.00	0.00	-	81.50	-	-	-	-	215
220	0.00	0.00	0.00	-	-	-	-	0.00	0.00	0.00	-	0.01	-	-	-	0.00	0.00	0.00	-	92.07	-	-	0.00	0.00	0.00	-	86.50	-	-	-	-	220
225	-	-	-	-	-	-	-	0.00	0.00	0.00	-	0.01	-	-	-	0.00	0.00	0.00	-	-	-	-	0.00	0.00	0.00	-	91.50	-	-	-	-	225
230	-	-	-	-	-	-	-	0.00	0.00	0.00	-	0.01	-	-	-	0.00	0.00	0.00	-	-	-	-	0.00	0.00	0.00	-	96.50	-	-	-	-	230
235	-	-	-	-	-	-	-	0.00	0.00	0.00	-	0.03	-	-	-	0.00	0.00	0.00	-	-	-	-	0.00	0.00	0.00	-	102.00	-	-	-	-	235
240	-	-	-	-	-	-	-	0.00	0.00	0.00	-	0.02	-	-	-	0.00	0.00	0.00	-	-	-	-	0.00	0.00	0.00	-	107.00	-	-	-	-	240
245	-	-	-	-	-	-	-	0.00	0.00	0.00	-	0.01	-	-	-	0.00	0.00	0.00	-	-	-	-	0.00	0.00	0.00	-	112.00	-	-	-	-	245
250	-	-	-	-	-	-	-	0.00	0.00	0.00	-	0.01	-	-	-	0.00	0.00	0.00	-	-	-	-	0.00	0.00	0.00	-	117.00	-	-	-	-	250
255	-	-	-	-	-	-	-	0.00	0.00	0.00	-	0.01	-	-	-	0.00	0.00	0.00	-	-	-	-	0.00	0.00	0.00	-	122.00	-	-	-	-	255
260	-	-	-	-	-	-	-	0.00	0.00	0.00	-	0.01	-	-	-	0.00	0.00	0.00	-	-	-	-	0.00	0.00	0.00	-	127.00	-	40	-	-	260
265	-	-	-	-	-	-	-	0.00	0.00	0.00	-	0.01	-	-	-	0.00	0.00	0.00	-	-	-	-	0.00	0.00	0.00	-	132.00	-	-	-	-	265

FTSE/Athex Large Cap

(Trade Unit: 1 Index Point x 5€ - Exercise Style: European, Cash Settlement)

	Call Options														Put Options																		
	February 2016							March 2016							Other Months		February 2016							March 2016							Other Months		
Exercise Price	Open price	Price max	Price min	Last price	Closing price	Volume	Open Interest	Open price	Price max	Price min	Last price	Closing price	Volume	Open Interest	Volume	Open Interest	Open price	Price max	Price min	Last price	Closing price	Volume	Open Interest	Open price	Price max	Price min	Last price	Closing price	Volume	Open Interest	Volume	Open Interest	Exercise Price
Totals:						389	3,843						9	2,317	10	92						0	256						14	451	0	0	
Number of Trades:						11							2		1							0							5		0		



ALPHA BANK (CR)

(Contract Size: 100 Securities, Exercise Style: American, Physical Delivery)

Call Options																Put Options																	
Exercise Price	February 2016						March 2016						Other Months		February 2016						March 2016						Other Months		Exercise Price				
	Open price	Price max	Price min	Last price	Closing price	Volume	Open Interest	Open price	Price max	Price min	Last price	Closing price	Volume	Open Interest	Volume	Open Interest	Open price	Price max	Price min	Last price	Closing price	Volume	Open Interest	Open price	Price max	Price min	Last price	Closing price		Volume	Open Interest	Volume	Open Interest
0.100						-	-	0.000	0.000	0.000		1.39	-	-			0.000	0.000	0.000				0.000	0.000	0.000		0.001	-	-			0.001	
0.200						-	-	0.000	0.000	0.000		1.29	-	-			0.000	0.000	0.000				0.000	0.000	0.000		0.001	-	-			0.002	
0.300						-	-	0.000	0.000	0.000		1.19	-	-			0.000	0.000	0.000				0.000	0.000	0.000		0.001	-	-			0.003	
0.400						-	-	0.000	0.000	0.000		1.09	-	-			0.000	0.000	0.000				0.000	0.000	0.000		0.001	-	-			0.004	
0.500						-	-	0.000	0.000	0.000		0.991	-	-			0.000	0.000	0.000				0.000	0.000	0.000		0.001	-	-			0.005	
0.600						-	-	0.000	0.000	0.000		0.891	-	-			0.000	0.000	0.000				0.000	0.000	0.000		0.001	-	-			0.006	
0.700						-	-	0.000	0.000	0.000		0.791	-	-			0.000	0.000	0.000				0.000	0.000	0.000		0.001	-	-			0.007	
0.800	0.000	0.000	0.000		0.570	-	-	0.000	0.000	0.000		0.691	-	-			0.000	0.000	0.000				0.000	0.000	0.000		0.003	-	-			0.008	
0.850	0.000	0.000	0.000		0.520	-	-	0.000	0.000	0.000		0.641	-	-			0.000	0.000	0.000				0.000	0.000	0.000		0.001	-	-			0.009	
0.900	0.000	0.000	0.000		0.470	-	-	0.000	0.000	0.000		0.592	-	-			0.000	0.000	0.000				0.000	0.000	0.000		0.002	-	-			0.009	
0.950	0.000	0.000	0.000		0.420	-	-	0.000	0.000	0.000		0.542	-	-			0.000	0.000	0.000				0.000	0.000	0.000		0.001	-	-			0.010	
1.000	0.000	0.000	0.000		0.370	-	-	0.000	0.000	0.000		0.492	-	-			0.000	0.000	0.000				0.000	0.000	0.000		0.001	-	-			0.010	
1.100	0.000	0.000	0.000		0.270	-	-	0.000	0.000	0.000		0.395	-	-			0.000	0.000	0.000				0.000	0.000	0.000		0.004	-	-			0.011	
1.200	0.000	0.000	0.000		0.170	-	-	0.000	0.000	0.000		0.304	-	-			0.000	0.000	0.000				0.000	0.000	0.000		0.012	-	-			0.012	
1.300	0.000	0.000	0.000		0.070	-	-	0.000	0.000	0.000		0.223	-	10			0.000	0.000	0.000				0.000	0.000	0.000		0.031	-	-			0.013	
1.400	0.000	0.000	0.000			-	-	0.000	0.000	0.000		0.155	-	-			0.000	0.000	0.000				0.000	0.000	0.000		0.062	-	-			0.014	
1.500	0.000	0.000	0.000			-	-	0.000	0.000	0.000		0.101	-	-			0.000	0.000	0.000				0.000	0.000	0.000		0.109	-	-			0.015	
1.600	0.000	0.000	0.000			-	-	0.000	0.000	0.000		0.064	-	20			0.000	0.000	0.000				0.000	0.000	0.000		0.171	-	-			0.016	
1.700	0.000	0.000	0.000			-	-	0.000	0.000	0.000		0.038	-	-			0.000	0.000	0.000				0.000	0.000	0.000		0.246	-	-			0.017	
1.800	0.000	0.000	0.000			-	-	0.000	0.000	0.000		0.021	-	2			0.000	0.000	0.000				0.000	0.000	0.000		0.329	-	-			0.018	
1.900	0.000	0.000	0.000			-	-	0.000	0.000	0.000		0.012	-	-			0.000	0.000	0.000				0.000	0.000	0.000		0.420	-	-			0.019	
2.000	0.000	0.000	0.000			-	300	0.000	0.000	0.000		0.006	-	-			0.000	0.000	0.000				0.000	0.000	0.000		0.514	-	-			0.020	
2.200	0.000	0.000	0.000			-	-	0.000	0.000	0.000		0.002	-	50			0.000	0.000	0.000				0.000	0.000	0.000		0.710	-	-			0.022	
2.400	0.000	0.000	0.000			-	400	0.000	0.000	0.000		0.001	-	-			0.000	0.000	0.000				0.000	0.000	0.000		0.910	-	-			0.024	
2.600	0.000	0.000	0.000			-	-	0.000	0.000	0.000		0.001	-	-			0.000	0.000	0.000				0.000	0.000	0.000		1.11	-	-			0.026	
2.800	0.000	0.000	0.000			-	-	0.000	0.000	0.000		0.002	-	-			0.000	0.000	0.000				0.000	0.000	0.000		1.31	-	-			0.028	
3.000	0.000	0.000	0.000			-	-	0.000	0.000	0.000		0.001	-	-			0.000	0.000	0.000				0.000	0.000	0.000		1.51	-	-			0.030	
3.200	0.000	0.000	0.000			-	-	0.000	0.000	0.000		0.001	-	-			0.000	0.000	0.000				0.000	0.000	0.000		1.71	-	-			0.032	
3.400	0.000	0.000	0.000			-	-	0.000	0.000	0.000		0.001	-	-			0.000	0.000	0.000				0.000	0.000	0.000		1.91	-	-			0.034	
3.600	0.000	0.000	0.000			-	-	0.000	0.000	0.000		0.001	-	-			0.000	0.000	0.000				0.000	0.000	0.000		2.11	-	-			0.036	
Totals:						0	700						0	82	0	0											0	0	0	0	0		
Number of Trades:						0							0		0													0		0			

NATIONAL BANK (CR)

(Contract Size: 100 Securities, Exercise Style: American, Physical Delivery)

Call Options															Put Options																		
Exercise Price	February 2016						March 2016						Other Months		February 2016						March 2016						Other Months		Exercise Price				
	Open price	Price max	Price min	Last price	Closing price	Volume	Open Interest	Open price	Price max	Price min	Last price	Closing price	Volume	Open Interest	Volume	Open Interest	Open price	Price max	Price min	Last price	Closing price	Volume	Open Interest	Open price	Price max	Price min	Last price	Closing price		Volume	Open Interest	Volume	Open Interest
0.050	0.000	0.000	0.000		0.108	-	20	0.000	0.000	0.000		0.130	-	-			0.000	0.000	0.000		-	-	0.000	0.000	0.000		0.001	-	-			0.001	
0.100	0.000	0.000	0.000		0.058	-	-	0.000	0.000	0.000		0.080	-	-			0.000	0.000	0.000		-	-	0.000	0.000	0.000		0.004	-	-			0.001	
0.150	0.000	0.000	0.000		0.008	-	-	0.000	0.000	0.000		0.036	-	-			0.000	0.000	0.000		-	-	0.000	0.000	0.000		0.006	-	-			0.002	
0.200	0.000	0.000	0.000			-	-	0.000	0.000	0.000		0.011	-	-			0.000	0.000	0.000		0.042	-	-	0.000	0.000	0.000		0.031	-	-			0.002
0.250	0.000	0.000	0.000			-	-	0.000	0.000	0.000		0.003	-	-			0.000	0.000	0.000		0.092	-	-	0.000	0.000	0.000		0.072	-	-			0.003
0.300	0.000	0.000	0.000			-	-	0.000	0.000	0.000		0.001	-	-			0.000	0.000	0.000		0.142	-	-	0.000	0.000	0.000		0.120	-	-			0.003
0.350	0.000	0.000	0.000			-	-	0.000	0.000	0.000		0.001	-	-			0.000	0.000	0.000		0.192	-	-	0.000	0.000	0.000		0.170	-	-			0.004
0.400	0.000	0.000	0.000			-	-	0.000	0.000	0.000		0.001	-	-			0.000	0.000	0.000		0.242	-	-	0.000	0.000	0.000		0.220	-	-			0.004
0.450	0.000	0.000	0.000			-	-	0.000	0.000	0.000		0.001	-	-			0.000	0.000	0.000		0.292	-	-	0.000	0.000	0.000		0.270	-	-			0.005
0.500	0.000	0.000	0.000			-	-	0.000	0.000	0.000		0.001	-	-			0.000	0.000	0.000		0.342	-	-	0.000	0.000	0.000		0.320	-	-			0.005
0.550	0.000	0.000	0.000			-	-	0.000	0.000	0.000		0.001	-	-			0.000	0.000	0.000		0.392	-	-	0.000	0.000	0.000		0.370	-	-			0.006
0.600	0.000	0.000	0.000			-	-	0.000	0.000	0.000		0.001	-	-			0.000	0.000	0.000		0.442	-	-	0.000	0.000	0.000		0.420	-	-			0.006
0.700						-	-	0.000	0.000	0.000		0.001	-	-								-	-	0.000	0.000	0.000		0.520	-	-			0.007
0.800						-	-	0.000	0.000	0.000		0.004	-	-								-	-	0.000	0.000	0.000		0.620	-	-			0.008
0.900						-	-	0.000	0.000	0.000		0.002	-	-								-	-	0.000	0.000	0.000		0.720	-	-			0.009
1.000						-	-	0.000	0.000	0.000		0.001	-	-								-	-	0.000	0.000	0.000		0.820	-	-			0.010
1.100						-	-	0.000	0.000	0.000		0.001	-	-								-	-	0.000	0.000	0.000		0.920	-	-			0.011
1.200						-	-	0.000	0.000	0.000		0.001	-	-								-	-	0.000	0.000	0.000		1.02	-	-			0.012
1.300						-	-	0.000	0.000	0.000		0.009	-	-								-	-	0.000	0.000	0.000		1.12	-	-			0.013
1.400						-	-	0.000	0.000	0.000		0.008	-	-								-	-	0.000	0.000	0.000		1.22	-	-			0.014
1.500						-	-	0.000	0.000	0.000		0.007	-	-								-	-	0.000	0.000	0.000		1.32	-	-			0.015
1.600						-	-	0.000	0.000	0.000		0.006	-	-								-	-	0.000	0.000	0.000		1.42	-	-			0.016
Totals:						0	20							0	0	0	0							0	0	0	0						
Number of Trades:						0							0	0	0							0.00							0	0			

OPAP (CR)

(Contract Size: 100 Securities, Exercise Style: American, Physical Delivery)

Call Options																Put Options																			
February 2016								March 2016								Other Months				February 2016								March 2016				Other Months			
Exercise Price	Open price	Price max	Price min	Last price	Closing price	Volume	Open Interest	Open price	Price max	Price min	Last price	Closing price	Volume	Open Interest	Volume	Open Interest	Open price	Price max	Price min	Last price	Closing price	Volume	Open Interest	Open price	Price max	Price min	Last price	Closing price	Volume	Open Interest	Volume	Open Interest	Exercise Price		
3.600	0.000	0.000	0.000		2.15	-	-	0.000	0.000	0.000		2.36	-	-			0.000	0.000	0.000		-	-	0.000	0.000	0.000		0.001	-	-					0.036	
3.800	0.000	0.000	0.000		1.95	-	-	0.000	0.000	0.000		2.16	-	-			0.000	0.000	0.000		-	-	0.000	0.000	0.000		0.001	-	-					0.038	
4.000	0.000	0.000	0.000		1.75	-	-	0.000	0.000	0.000		1.96	-	-			0.000	0.000	0.000		-	-	0.000	0.000	0.000		0.001	-	-					0.040	
4.400	0.000	0.000	0.000		1.35	-	-	0.000	0.000	0.000		1.56	-	-			0.000	0.000	0.000		-	-	0.000	0.000	0.000		0.002	-	-					0.044	
4.800	0.000	0.000	0.000		0.950	-	-	0.000	0.000	0.000		1.17	-	-			0.000	0.000	0.000		-	-	0.000	0.000	0.000		0.011	-	-					0.048	
5.200	0.000	0.000	0.000		0.550	-	5	0.000	0.000	0.000		0.809	-	-			0.000	0.000	0.000		-	-	0.000	0.000	0.000		0.050	-	-					0.052	
5.600	0.000	0.000	0.000		0.150	-	-	0.000	0.000	0.000		0.506	-	-			0.000	0.000	0.000		-	-	0.000	0.000	0.000		0.147	-	-					0.056	
6.000	0.000	0.000	0.000			-	-	0.000	0.000	0.000		0.282	-	-			0.000	0.000	0.000		0.250	-	-	0.000	0.000	0.000		0.323	-	-					0.060
6.400	0.000	0.000	0.000			-	-	0.000	0.000	0.000		0.138	-	-			0.000	0.000	0.000		0.650	-	150	0.000	0.000	0.000		0.579	-	-					0.064
6.800	0.000	0.000	0.000			-	10	0.000	0.000	0.000		0.062	-	15			0.000	0.000	0.000		1.05	-	10	0.000	0.000	0.000		0.903	-	-					0.068
7.200	0.000	0.000	0.000			-	25	0.000	0.000	0.000		0.024	-	-			0.000	0.000	0.000		1.45	-	5	0.000	0.000	0.000		1.27	-	-					0.072
7.600	0.000	0.000	0.000			-	45	0.000	0.000	0.000		0.009	-	-			0.000	0.000	0.000		1.85	-	-	0.000	0.000	0.000		1.65	-	-					0.076
8.000	0.000	0.000	0.000			-	90	0.000	0.000	0.000		0.003	-	-			0.000	0.000	0.000		2.25	-	-	0.000	0.000	0.000		2.05	-	-					0.080
8.400	0.000	0.000	0.000			-	-	0.000	0.000	0.000		0.001	-	-			0.000	0.000	0.000		2.65	-	-	0.000	0.000	0.000		2.45	-	-					0.084
8.800	0.000	0.000	0.000			-	-	0.000	0.000	0.000		0.001	-	-			0.000	0.000	0.000		3.05	-	-	0.000	0.000	0.000		2.85	-	-					0.088
9.200	0.000	0.000	0.000			-	-	0.000	0.000	0.000		0.001	-	-			0.000	0.000	0.000		3.45	-	-	0.000	0.000	0.000		3.25	-	-					0.092
9.600	0.000	0.000	0.000			-	-	0.000	0.000	0.000		0.001	-	-			0.000	0.000	0.000		3.85	-	-	0.000	0.000	0.000		3.65	-	-					0.096
10.000	0.000	0.000	0.000			-	-	0.000	0.000	0.000		0.001	-	-			0.000	0.000	0.000		4.25	-	-	0.000	0.000	0.000		4.05	-	-					0.100
Totals:						0	175							0	15	0	0							0	165					0	300	0	0		
Number of Trades:						0								0		0								0.00						0		0			

OTE (CR)

(Contract Size: 100 Securities, Exercise Style: American, Physical Delivery)

Exercise Price	Call Options														Put Options																			
	February 2016							March 2016							Other Months		February 2016							March 2016							Other Months		Exercise Price	
	Open price	Price max	Price min	Last price	Closing price	Volume	Open Interest	Open price	Price max	Price min	Last price	Closing price	Volume	Open Interest	Volume	Open Interest	Open price	Price max	Price min	Last price	Closing price	Volume	Open Interest	Open price	Price max	Price min	Last price	Closing price	Volume	Open Interest	Volume	Open Interest		
4.800	0.000	0.000	0.000	2.15	-	-	0.000	0.000	0.000	2.26	-	-				0.000	0.000	0.000							0.000	0.000	0.000	0.001	-	-				0.048
5.200	0.000	0.000	0.000	1.75	-	-	0.000	0.000	0.000	1.86	-	-				0.000	0.000	0.000							0.000	0.000	0.000	0.002	-	-			0.052	
5.600	0.000	0.000	0.000	1.35	-	-	0.000	0.000	0.000	1.47	-	-				0.000	0.000	0.000							0.000	0.000	0.000	0.010	-	-			0.056	
6.000	0.000	0.000	0.000	0.950	-	-	0.000	0.000	0.000	1.10	-	-				0.000	0.000	0.000							0.000	0.000	0.000	0.039	-	-			0.060	
6.400	0.000	0.000	0.000	0.550	-	-	0.000	0.000	0.000	0.767	-	-				0.000	0.000	0.000							0.000	0.000	0.000	0.107	-	-			0.064	
6.800	0.000	0.000	0.000	0.150	-	15	0.000	0.000	0.000	0.493	-	5				0.000	0.000	0.000							0.000	0.000	0.000	0.232	-	-			0.068	
7.200	0.000	0.000	0.000		-	25	0.000	0.000	0.000	0.295	-	-				0.000	0.000	0.000	0.250	-	20				0.000	0.000	0.000	0.435	-	-			0.072	
7.600	0.000	0.000	0.000		-	50	0.000	0.000	0.000	0.160	-	5				0.000	0.000	0.000	0.650	-	80				0.000	0.000	0.000	0.699	-	-			0.076	
8.000	0.000	0.000	0.000		-	105	0.000	0.000	0.000	0.082	-	5				1.04	1.04	1.04	1.04	1.05	50	70				0.000	0.000	0.000	1.02	-	-			0.080
8.400	0.000	0.000	0.000		-	120	0.000	0.000	0.000	0.037	-	-				0.000	0.000	0.000	1.45	-	-				0.000	0.000	0.000	1.38	-	-			0.084	
8.800	0.000	0.000	0.000		-	110	0.000	0.000	0.000	0.016	-	-				0.000	0.000	0.000	1.85	-	-				0.000	0.000	0.000	1.76	-	-			0.088	
9.200	0.000	0.000	0.000		-	-	0.000	0.000	0.000	0.007	-	-				0.000	0.000	0.000	2.25	-	-				0.000	0.000	0.000	2.15	-	-			0.092	
9.600	0.000	0.000	0.000		-	80	0.000	0.000	0.000	0.002	-	-				0.000	0.000	0.000	2.65	-	-				0.000	0.000	0.000	2.55	-	-			0.096	
10.000	0.000	0.000	0.000		-	-	0.000	0.000	0.000	0.001	-	-				0.000	0.000	0.000	3.05	-	-				0.000	0.000	0.000	2.95	-	-			0.100	
11.000	0.000	0.000	0.000		-	-	0.000	0.000	0.000	0.002	-	-				0.000	0.000	0.000	4.05	-	-				0.000	0.000	0.000	3.95	-	-			0.110	
12.000	0.000	0.000	0.000		-	-	0.000	0.000	0.000	0.001	-	-				0.000	0.000	0.000	5.05	-	-				0.000	0.000	0.000	4.95	-	-			0.120	
13.000	0.000	0.000	0.000		-	-	0.000	0.000	0.000	0.001	-	-				0.000	0.000	0.000	6.05	-	-				0.000	0.000	0.000	5.95	-	-			0.130	
14.000	0.000	0.000	0.000		-	-	0.000	0.000	0.000	0.001	-	-				0.000	0.000	0.000	7.05	-	-				0.000	0.000	0.000	6.95	-	-			0.140	
Totals:						0	505					0	15	0	0						0	170						0	430	0	0			
Number of Trades:						0						0		0								1.00						0		0				

PIRAEUS BANK (CR)

(Contract Size: 100 Securities, Exercise Style: American, Physical Delivery)

Exercise Price	Call Options														Put Options																		
	February 2016							March 2016							Other Months		February 2016							March 2016							Other Months		Exercise Price
	Open price	Price max	Price min	Last price	Closing price	Volume	Open Interest	Open price	Price max	Price min	Last price	Closing price	Volume	Open Interest	Volume	Open Interest	Open price	Price max	Price min	Last price	Closing price	Volume	Open Interest	Open price	Price max	Price min	Last price	Closing price	Volume	Open Interest	Volume	Open Interest	
0.050	0.000	0.000	0.000	0.065	-	-	0.000	0.000	0.000	0.080	-	-				0.000	0.000	0.000				-	-	0.000	0.000	0.000	0.001	-	-			0.001	
0.100	0.000	0.000	0.000	0.015	-	-	0.000	0.000	0.000	0.033	-	-				0.000	0.000	0.000				-	-	0.000	0.000	0.000	0.003	-	-			0.001	
0.150	0.000	0.000	0.000		-	-	0.000	0.000	0.000	0.008	-	-				0.000	0.000	0.000	0.035	-	-			0.000	0.000	0.000	0.028	-	-			0.002	
0.200	0.000	0.000	0.000		-	-	0.000	0.000	0.000	0.001	-	-				0.000	0.000	0.000	0.085	-	-			0.000	0.000	0.000	0.071	-	-			0.002	
0.250	0.000	0.000	0.000		-	-	0.000	0.000	0.000	0.001	-	-				0.000	0.000	0.000	0.135	-	-			0.000	0.000	0.000	0.120	-	-			0.003	
0.300	0.000	0.000	0.000		-	-	0.000	0.000	0.000	0.001	-	-				0.000	0.000	0.000	0.185	-	-			0.000	0.000	0.000	0.170	-	-			0.003	
0.350	0.000	0.000	0.000		-	-	0.000	0.000	0.000	0.001	-	-				0.000	0.000	0.000	0.235	-	-			0.000	0.000	0.000	0.220	-	-			0.004	
0.400	0.000	0.000	0.000		-	-	0.000	0.000	0.000	0.001	-	-				0.000	0.000	0.000	0.285	-	-			0.000	0.000	0.000	0.270	-	-			0.004	
0.450	0.000	0.000	0.000		-	-	0.000	0.000	0.000	0.001	-	-				0.000	0.000	0.000	0.335	-	-			0.000	0.000	0.000	0.320	-	-			0.005	
0.500	0.000	0.000	0.000		-	-	0.000	0.000	0.000	0.001	-	-				0.000	0.000	0.000	0.385	-	-			0.000	0.000	0.000	0.370	-	-			0.005	
0.550	0.000	0.000	0.000		-	-	0.000	0.000	0.000	0.001	-	-				0.000	0.000	0.000	0.435	-	-			0.000	0.000	0.000	0.420	-	-			0.006	
0.600	0.000	0.000	0.000		-	-	0.000	0.000	0.000	0.001	-	-				0.000	0.000	0.000	0.485	-	-			0.000	0.000	0.000	0.470	-	-			0.006	
0.650	0.000	0.000	0.000		-	-	0.000	0.000	0.000	0.001	-	-				0.000	0.000	0.000	0.535	-	-			0.000	0.000	0.000	0.520	-	-			0.007	
0.700	0.000	0.000	0.000		-	-	0.000	0.000	0.000	0.001	-	-				0.000	0.000	0.000	0.585	-	-			0.000	0.000	0.000	0.570	-	-			0.007	
0.800					-	-	0.000	0.000	0.000	0.003	-	-										-	-	0.000	0.000	0.000	0.670	-	-			0.008	
Totals:					0	0					0	0		0	0							0	0					0	0		0	0	
Number of Trades:					0						0		0									0.00						0		0			

PPC (CR)

(Contract Size: 100 Securities, Exercise Style: American, Physical Delivery)

Call Options																Put Options																			
February 2016								March 2016								Other Months				February 2016								March 2016				Other Months			
Exercise Price	Open price	Price max	Price min	Last price	Closing price	Volume	Open Interest	Open price	Price max	Price min	Last price	Closing price	Volume	Open Interest	Volume	Open Interest	Open price	Price max	Price min	Last price	Closing price	Volume	Open Interest	Open price	Price max	Price min	Last price	Closing price	Volume	Open Interest	Volume	Open Interest	Exercise Price		
1.800	0.000	0.000	0.000		1.10	-	-	0.000	0.000	0.000		1.35	-	-			0.000	0.000	0.000			-	-	0.000	0.000	0.000		0.001	-	-			0.018		
1.900	0.000	0.000	0.000		1.00	-	-	0.000	0.000	0.000		1.25	-	-			0.000	0.000	0.000			-	-	0.000	0.000	0.000		0.001	-	-			0.019		
2.000	0.000	0.000	0.000		0.900	-	-	0.000	0.000	0.000		1.15	-	-			0.000	0.000	0.000			-	-	0.000	0.000	0.000		0.001	-	-			0.020		
2.200	0.000	0.000	0.000		0.700	-	-	0.000	0.000	0.000		0.954	-	-			0.000	0.000	0.000			-	-	0.000	0.000	0.000		0.001	-	-			0.022		
2.400	0.000	0.000	0.000		0.500	-	-	0.000	0.000	0.000		0.755	-	-			0.000	0.000	0.000			-	-	0.000	0.000	0.000		0.002	-	-			0.024		
2.600	0.000	0.000	0.000		0.300	-	-	0.000	0.000	0.000		0.563	-	-			0.000	0.000	0.000			-	-	0.000	0.000	0.000		0.009	-	-			0.026		
2.800	0.000	0.000	0.000		0.100	-	-	0.000	0.000	0.000		0.388	-	-			0.000	0.000	0.000			-	-	0.000	0.000	0.000		0.033	-	-			0.028		
3.000	0.000	0.000	0.000			-	-	0.000	0.000	0.000		0.243	-	-			0.000	0.000	0.000			0.100	-	-	0.000	0.000	0.000		0.088	-	-			0.030	
3.200	0.000	0.000	0.000			-	10	0.000	0.000	0.000		0.137	-	-			0.000	0.000	0.000			0.300	-	-	0.000	0.000	0.000		0.182	-	-			0.032	
3.400	0.000	0.000	0.000			-	15	0.000	0.000	0.000		0.068	-	20			0.000	0.000	0.000			0.500	-	-	0.000	0.000	0.000		0.314	-	-			0.034	
3.600	0.000	0.000	0.000			-	-	0.000	0.000	0.000		0.031	-	-			0.000	0.000	0.000			0.700	-	-	0.000	0.000	0.000		0.476	-	-			0.036	
3.800	0.000	0.000	0.000			-	30	0.000	0.000	0.000		0.013	-	40			0.000	0.000	0.000			0.900	-	-	0.000	0.000	0.000		0.659	-	-			0.038	
4.000	0.000	0.000	0.000			-	-	0.000	0.000	0.000		0.005	-	-			0.000	0.000	0.000			1.10	-	-	0.000	0.000	0.000		0.852	-	-			0.040	
4.400	0.000	0.000	0.000			-	-	0.000	0.000	0.000		0.001	-	-			0.000	0.000	0.000			1.50	-	-	0.000	0.000	0.000		1.25	-	-			0.044	
4.800	0.000	0.000	0.000			-	-	0.000	0.000	0.000		0.001	-	60			0.000	0.000	0.000			1.90	-	-	0.000	0.000	0.000		1.65	-	-			0.048	
5.200	0.000	0.000	0.000			-	-	0.000	0.000	0.000		0.001	-	-			0.000	0.000	0.000			2.30	-	-	0.000	0.000	0.000		2.05	-	-			0.052	
5.600	0.000	0.000	0.000			-	-	0.000	0.000	0.000		0.001	-	-			0.000	0.000	0.000			2.70	-	-	0.000	0.000	0.000		2.45	-	-			0.056	
6.000	0.000	0.000	0.000			-	-	0.000	0.000	0.000		0.001	-	-			0.000	0.000	0.000			3.10	-	-	0.000	0.000	0.000		2.85	-	-			0.060	
6.400	0.000	0.000	0.000			-	-	0.000	0.000	0.000		0.001	-	-			0.000	0.000	0.000			3.50	-	-	0.000	0.000	0.000		3.25	-	-			0.064	
6.800	0.000	0.000	0.000			-	-	0.000	0.000	0.000		0.001	-	-			0.000	0.000	0.000			3.90	-	-	0.000	0.000	0.000		3.65	-	-			0.068	
7.200	0.000	0.000	0.000			-	-	0.000	0.000	0.000		0.001	-	-			0.000	0.000	0.000			4.30	-	-	0.000	0.000	0.000		4.05	-	-			0.072	
Totals:						0	55							0	120	0	0							0	0							0	0	0	0
Number of Trades:						0							0							0							0							0	

Lending Products	Underlying Title	Multilateral Transactions[1]					Bilateral Transactions[2]		Stock Borrowing through OTC (volume)[3]
		Open Interest[5]	Volume(Offered)	Average Weighted	Transactions volume	Average Weighted	Transactions Volume	Average Weighted	Transactions Volume
AEGBOR	AEGEAN AIRLINES (CR)	111	9,338	5.31%	---	---	---	---	11,701
ALPHABOR	ALPHA BANK (CR)	52,283	27,916	5.31%	---	---	---	---	4,207,605
AETFBOR	ALPHA ETF FTSE Athex Large Cap	---	---	---	---	---	---	---	---
ALMYBOR	ALUMIL (CR)	---	---	---	---	---	---	---	---
ASCOBOR	AS COMPANY SA (CR)	---	---	---	---	---	---	---	---
IATRBOR	ATHENS MEDICAL CENTER SA (CR)	---	39,104	5.31%	---	---	---	---	---
OTOELBOR	AUTOHELLAS SA (CR)	---	1,361	5.31%	---	---	---	---	---
EEEBOR	CC HBC AG (CR)	5,420	1,984	5.31%	---	---	---	---	70,546
CENRBOR	CENTRIC HOLDINGS (CR)	---	16,000	5.31%	---	---	---	---	---
SOLKBOR	CORINTH PIPEWORKS SA (CR)	---	---	---	---	---	---	---	---
PLAKRBOR	CRETE PLASTICS SA (CR)	---	---	---	---	---	---	---	---
ELLAKTORBOR	ELLAKTOR (CR)	17,000	67,388	5.31%	---	---	1,300	0.01%	---
ANEMOSBOR	ELTECH ANEMOS S.A. (CR)	---	---	---	---	---	---	---	---
ELTONBOR	ELTON SA (CR)	---	---	---	---	---	---	---	---
ELBABOR	ELVAL HOLDINGS (CB)	---	---	---	---	---	---	---	---
EUROBBOR	EUROBANK ERGASIAS (CR)	84,000	153,787	4.68%	26,000	3.29%	---	---	1,682,981
EUROCBOR	EUROCONSULTANTS S.A. (CR)	---	---	---	---	---	---	---	---
EUPICBOR	EUROPEAN RELIANCE INSUR. (CR)	---	---	---	---	---	---	---	---
EYDAPBOR	EYDAP S.A. (CR)	4,700	1,033	5.31%	---	---	---	---	17,780
FFGRPBOR	FOLLI FOLLIE (CR)	9,100	70,862	5.31%	---	---	---	---	508,553
FOYRKBOR	FOURLIS (CR)	---	5,130	5.31%	---	---	---	---	3,850
FRIGOBOR	FRIGOGLASS SA (CR)	---	5,760	5.31%	---	---	---	---	---
GEKTERNABOR	GEK TERNA (CR)	682	57,456	5.31%	---	---	---	---	---
SARBOR	GR. SARANTIS SA (CR)	---	1,931	5.31%	---	---	---	---	---
EUPROBOR	GRIVALIA PROPERTIES (CR)	18,453	72,152	3.31%	---	---	---	---	47,742
XAKOBOR	HALKOR SA (CB)	---	50,550	5.31%	---	---	---	---	---
EXAEBOR	HELLENIC EXCHANGES-A.S.E. (CR)	17,491	487,039	3.31%	3,000	2.65%	---	---	65,000
ELPEBOR	HELLENIC PETROLEUM (CR)	---	229,652	5.31%	---	---	---	---	44,796
HYGEIABOR	HYGEIA SA (CR)	---	48,700	5.31%	---	---	---	---	---
IASOBOR	IASO SA (CR)	---	---	---	---	---	---	---	---
IKTINBOR	IKTINOS HELLAS SA (CR)	---	---	---	---	---	---	---	---

## Stock Lending Notes

[1] - Multilateral contracts Lending or Borrowing as per Methods 8-1, 8-2 and 8-3-3 (According to ATHEX BoD Resolution No.17)

[2] - Bilateral Contracts Lending or Borrowing as per Methods 8-3-1 and 8-3-2 (According to ATHEX BoD Resolution No.20 )

[3] - The information concerning OTC Stock Borrowing Transactions is based on the statements of the Dematerialised Securities System (DSS) operators involved and refers to volumes that have been registered up until the previous working day.

[4] - Average Price (Volume weighted)

[5] - The Data concerning Open Interest before the start of trading session

Lending Products	Underlying Title	Multilateral Transactions[1]					Bilateral Transactions[2]		Stock Borrowing through OTC (volume)[3]
		Open Interest[5]	Volume(Offered)	Average Weighted	Transactions volume	Average Weighted	Transactions Volume	Average Weighted	Transactions Volume
LYKBOR	INFORM P. LYKOS SA (CR)	---	---	---	---	---	---	---	
INTRKBOR	INTRACOM HOLDINGS (CR)	---	168,546	5.31%	---	---	---	---	
INLOTBOR	INTRALOT (CR)	11,131	55,783	5.31%	---	---	---	803	
AVAXBOR	J & P - AVAX SA (CR)	---	20,335	5.31%	---	---	---	---	
BELABOR	JUMBO SA (CR)	83,127	51,895	3.31%	2,000	2.65%	---	87,965	
KLEMBOR	KLEEMAN HELLAS SA (CR)	---	23,512	5.31%	---	---	---	---	
KORRESBOR	KORRES (CR)	---	---	---	---	---	---	---	
KRIBOR	KRI-KRI S.A. (CR)	---	47,768	5.31%	---	---	---	---	
KYRMBOR	KYRIAKIDIS MARBLES SA (CR)	---	4,799	5.31%	---	---	---	---	
LAMDABOR	LAMDA DEVELOPMENT SA (CR)	103	29	5.34%	---	---	---	10,377	
MIGBOR	MARFIN INVESTMENT GROUP (CR)	3,000	70,919	5.31%	---	---	---	744,474	
METKKBOR	METKA (CR)	9,600	8,552	5.31%	---	---	---	965	
MLSBOR	MLS MULTIMEDIA SA (CR)	---	9,118	5.31%	---	---	---	---	
MOHBOR	MOTOR OIL (CR)	55,006	28,669	3.31%	---	---	---	35,900	
MYTILBOR	MYTILINEOS HOLDINGS (CR)	5,230	170,020	5.31%	---	---	---	---	
ETEBOR	NATIONAL BANK (CR)	222,831	354,294	3.31%	---	---	---	3,570,527	
ETFASEBOR	NBGAM ETF	---	---	---	---	---	---	---	
ETFGT30PBOR	NBGAM ETF GREECE & TURKEY 30	---	---	---	---	---	---	---	
OPAPBOR	OPAP (CR)	35,698	220,757	3.31%	1,544	2.65%	2,000	823,888	
HTOBOR	OTE (CR)	14,039	75,446	5.31%	---	---	---	399,846	
PPABOR	P.P.A. S.A. (CR)	297	559	5.31%	---	---	---	151	
PETROBOR	PETROPOULOS PETROS (CR)	---	---	---	---	---	---	---	
TPEIRBOR	PIRAEUS BANK (CR)	---	11,993	5.31%	---	---	---	1,183,662	
PLAISBOR	PLAISIO COMPUTERS SA (CR)	---	---	---	---	---	---	---	
PPCBOR	PPC (CR)	83,955	52,547	3.31%	16,000	2.65%	---	932,224	
QUALBOR	QUALITY & RELIABILITY SA (CR)	---	---	---	---	---	---	---	
KAMPBOR	REDS S.A. (CR)	---	---	---	---	---	---	---	
OLYMPBOR	TECHNICAL OLYMPIC SA (CR)	---	9,039	5.31%	---	---	---	---	
TENERGYBOR	TERNA ENERGY (CR)	---	25,691	5.31%	---	---	---	---	
EYAPSBOR	THESSALONIKA WATER & SEWERAGE	---	798	5.31%	---	---	---	---	
PLATBOR	THRACE PLASTICS SA (CR)	---	42,700	5.31%	---	---	---	---	

## Stock Lending Notes

[1] - Multilateral contracts Lending or Borrowing as per Methods 8-1, 8-2 and 8-3-3 (According to ATHEX BoD Resolution No.17)

[2] - Bilateral Contracts Lending or Borrowing as per Methods 8-3-1 and 8-3-2 (According to ATHEX BoD Resolution No.20 )

[3] - The information concerning OTC Stock Borrowing Transactions is based on the statements of the Dematerialised Securities System (DSS) operators involved and refers to volumes that have been registered up until the previous working day.

[4] - Average Price (Volume weighted)

[5] - The Data concerning Open Interest before the start of trading session



Lending Products	Underlying Title	Open Interest[5]	Multilateral Transactions[1]				Bilateral Transactions[2]		Stock Borrowing through OTC (volume)[3]
			Volume(Offered)	Average Weighted	Transactions volume	Average Weighted	Transactions Volume	Average Weighted	Transactions Volume
TITKBOR	TITAN CEMENT (CR)	4,400	254,509	5.31%	---	---	---	---	3,204
OLTHBOR	TPA SA (CR)	---	3,462	5.31%	---	---	---	---	---
VIORBOR	VIOTALCO SA/NV (CB)	5,035	5,701	5.31%	---	---	---	---	---

## Stock Lending Notes

[1] - Multilateral contracts Lending or Borrowing as per Methods 8-1, 8-2 and 8-3-3 (According to ATHEX BoD Resolution No.17)

[2] - Bilateral Contracts Lending or Borrowing as per Methods 8-3-1 and 8-3-2 (According to ATHEX BoD Resolution No.20 )

[3] - The information concerning OTC Stock Borrowing Transactions is based on the statements of the Dematerialised Securities System (DSS) operators involved and refers to volumes that have been registered up until the previous working day.

[4] - Average Price (Volume weighted)

[5] - The Data concerning Open Interest before the start of trading session

## Sectors codification for listed companies

533	-	Exploration & Production	537	-	Integrated Oil & Gas
1353	-	Commodity Chemicals	1357	-	Specialty Chemicals
1753	-	Aluminum	1755	-	Nonferrous Metals
1757	-	Steel	1775	-	General Mining
2353	-	Building Materials & Fixtures	2357	-	Heavy Construction
2723	-	Containers & Packaging	2727	-	Diversified Industrials
2733	-	Electrical Components & Equipment	2753	-	Commercial Vehicles & Trucks
2757	-	Industrial Machinery	2773	-	Marine Transportation
2777	-	Transportation Services	2791	-	Business Support Services
2797	-	Industrial Suppliers	3535	-	Distillers & Vintners
3537	-	Soft Drinks	3573	-	Farming Fishing & Plantations
3577	-	Food Products	3722	-	Durable Household Products
3726	-	Furnishings	3728	-	Home Construction
3747	-	Toys	3763	-	Clothing & Accessories
3765	-	Footwear	3767	-	Personal Products
3785	-	Tobacco	4533	-	Health Care Providers
4535	-	Medical Equipment	4577	-	Pharmaceuticals
5337	-	Food Retailers & Wholesalers	5371	-	Apparel Retailers
5373	-	Broadline Retailers	5375	-	Home Improvement Retailers
5379	-	Specialty Retailers	5553	-	Broadcasting & Entertainment
5555	-	Media Agencies	5557	-	Publishing
5751	-	Airlines	5752	-	Gambling
5753	-	Hotels	5755	-	Recreational Services
5757	-	Restaurants & Bars	5759	-	Travel & Tourism
6535	-	Fixed Line Telecommunications	6575	-	Mobile Telecommunications
7535	-	Conventional Electricity	7537	-	Alternative Electricity
7577	-	Water	8355	-	Banks
8534	-	Insurance Brokers	8536	-	Property & Casualty Insurance
8633	-	Real Estate Holding & Development	8637	-	Real Estate Services
8671	-	Industrial & Office REITs	8675	-	Specialty REITs
8775	-	Specialty Finance	8777	-	Investment Services
8985	-	Equity Investment Instruments	9533	-	Computer Services
9535	-	Internet	9537	-	Software
9572	-	Computer Hardware	9574	-	Electronic Office Equipment
9578	-	Telecommunications Equipment	12003	-	ETF



**ATHEXGROUP**  
*Όμιλος Χρηματιστηρίου Αθηνών*

Λεωφ. Αθηνών 110 104 42 Αθήνα  
110, Athinon Ave. GR 104 42 Athens  
tel. (+30)210-33.66.800, fax (+30)210-33.66.101  
[www.athexgroup.gr](http://www.athexgroup.gr)