


# Daily Official List

Athens Exchange sa

Wednesday, 6 February, 2013

Year: 134 Trading Day No: 26



ΟΜΙΛΟΣ ΕΛΛΗΝΙΚΑ ΧΡΗΜΑΤΙΣΤΗΡΙΑ  
HELLENIC EXCHANGES GROUP

**Disclaimer:**

Athens Exchange (ATHEX) endeavours to ensure that the data and other material ("Information") presented on the Daily Official List are accurate and complete, but it is not liable for any errors or omissions of data or /and for the accuracy, credibility, updating and completeness of the aforesaid information nor it has any liability arising directly or indirectly from the use of the above Information.

ATHEX is not liable for the accuracy of the data included in listed companies' announcements. Only the sender of such an announcement is fully and solely liable for any infringement of third party's rights from the content of such announcement. All contents of the Daily Official List are provided only for information purposes and do not constitute investment advice or solicitation to invest in securities or other products listed for trading on ATHEX.

You acknowledge and agree that ATHEX is the owner of any property rights related to any Information appearing on the Daily Official List including intellectual property rights copyright, trademarks, etc.

The above data are a property of the Athens Exchange and are copyright protected. Users are forbidden to reproduce, modify, copy, sale, transmit or redistribute, by all reproduction means and methods, part or the whole of the above data, without reference to their source.

The commercial exploitation of these data is, also, forbidden by third parties. Athens Exchange does not carry any responsibility, direct or indirect, derived from usage or accidental alteration of the above data when used by third parties.

**Athens Exchange sa**

110 Athinon Ave., 10442 Athens, Tel: (210) 33.66.800, Fax: (210) 32.13.938

[www.athex.gr](http://www.athex.gr)**Thessalonica Stock Exchange Center (T.S.E.C)**

16-18 Katouni Str., Thessalonica 546 25 Tel: (2310) 567.667, Fax: (2310) 530.545

**Athex Members Guarantee Fund**

14-16 Fidiou Str., Athens 106 78, Tel: (210) 33.04.682, Fax: (210) 33.04.155

**Hellenic Republic Capital Market Commission**

1 Kolokotroni Str. &amp; 1 Stadiou Str., Athens 10562 Tel: (210) 33.77.100 Fax: (210) 33.77.173

Table of Contents

---

**Section 1: Statistical Figures of Stocks, Bonds and Derivatives Market**

Summary of Markets

Athex Indices

Analytic Figures for Athex Market's Boards and Categories

Trading Details by Sector

Top 10 best & worst performing Shares

Derivatives Summary

**Section 2: Analytic Figures of Shares Transactions**

Analytic Figures of Shares Transactions

Shares' Notes

**Section 3: Figures of Shares Transactions**

Shares Blocks Details

Shares Rights Details

Shares Short Selling

Stock Borrowing

Shares Forced Sales

Forced Sales Registered Shares

Exchange Traded Funds (ETFs) Characteristics

**Section 5: Bonds traded in Fixed Income Assets Market**

Corporate Bonds

Government Bonds

Treasury Bills & Zero Coupon Government Bonds

Government Bonds Traded with the Open Outcry Method

State Banks Bonds

**Section 6: Additional Infos**

Athex & ATHEXClear Members List

List of Stocks under Market Making operations

**Section 7: Derivatives Market Analytic Figures**

Index Futures

Stock Futures

Index Options

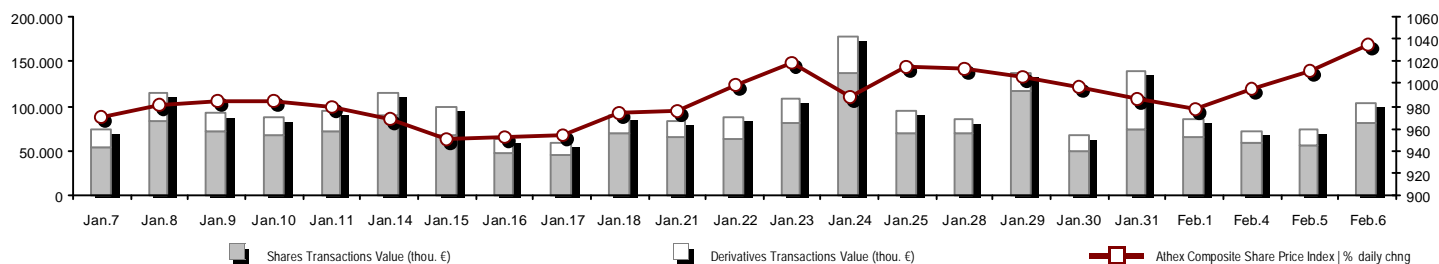
Stock Options

Stock Lending Analytic Figures (Repo Contracts)

**Appendix A: Sectors codification for listed companies**

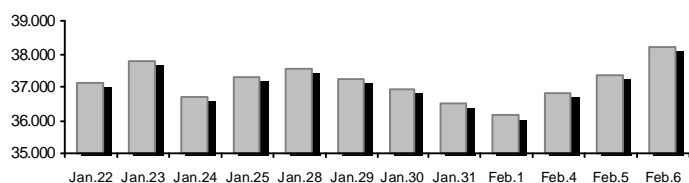
Summary of Markets

Athex Composite Share Price Index vs Shares and Derivatives Transactions Value

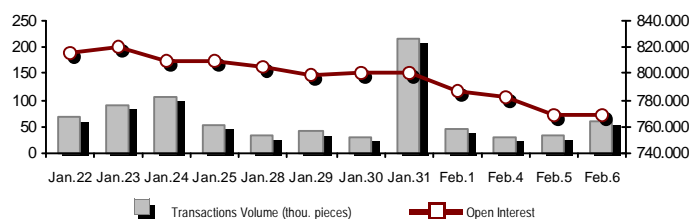


|   |                                |  |  |
|---|--------------------------------|--|--|
| <b>Total Transactions Value (Shares/Derivatives) (thou. €):</b>   | <b>104.113,62</b>              |  |  |
| <b>Athex Capitalisation (mill. €):</b>                            | <b>38.185,39</b>               |  | <b>Derivatives Total Open Interest</b> <b>768.839</b>                    |
| Daily change: mill. €   %   | 817,82   2,19%                 |  | in Index Futures   % daily chng 33.198   -4,57%                          |
| Yearly Avg Capitalisation: mill. €   % chng prev year Avg         | 36.530,77   39,52%             |  | in Stock Futures   % daily chng 367.686   0,43%                          |
| <b>Athex Composite Share Price Index   % daily chng</b>           | <b>1.035,19</b>   <b>2,31%</b> |  | in Index Options   % daily chng 5.811   -0,62%                           |
| <b>Athex Composite Share Price Index Capitalisation (mill. €)</b> | <b>33.688,76</b>               |  | in Stock Options   % daily chng 6.749   -4,57%                           |
| Daily change (mill. €)  | 759,83                         |  | in Stock Repos/Reverse Repos/RA   % daily chng 355.395   -0,09%          |
| <b>Shares Transactions Value (thou. €)</b>                        | <b>80.663,12</b>               |  | <b>Derivatives Transactions Value (thou. €)</b> <b>23.450,50</b>         |
| Daily change: thou. €   %   | 23.823,80   41,91%             |  | Daily change: thou. €   % 6.814,60   40,96%                              |
| YtD Avg Trans. Value: thou. €   % chng prev year Avg              | 70.022,87   34,99%             |  | YtD Avg Trans. Value: thou. €   % chng prev year Avg 22.905,57   -37,67% |
| Short Selling Trans. Value: mill. €   % in total Value            |                                |  |  |
| Short Covering Trans. Value: mill. €   % in total Value           |                                |  |  |
| <b>Blocks of Shares Transactions Value (thou. €)</b>              | <b>3.456,32</b>                |  |  |
| <b>Bonds Transactions Value (thou. €)</b>                         | <b>15,11</b>                   |  |  |
| <b>Shares Transactions Volume (thou. pieces)</b>                  | <b>48.233,61</b>               |  | <b>Derivatives Contracts Volume:</b> <b>59.603</b>                       |
| Daily change: thou. pieces   %                                    | 16.354,83   51,30%             |  | Daily change: pieces   % 25.593   75,25%                                 |
| YtD Avg Volume: thou. pieces   % chng prev year Avg               | 44.558,17   -9,89%             |  | YtD Avg Derivatives Contracts   % chng prev year Avg 61.391   -4,61%     |
| Short Selling Volume: thou pieces   % in total Volume             |                                |  |  |
| Short Covering Volume: thou. pieces   % in total Volume           |                                |  |  |
| <b>Blocks of Shares Transactions Volume (thou. pieces)</b>        | <b>701,73</b>                  |  |  |
| <b>Bonds Transactions Volume (thou. pieces)</b>                   | <b>80,57</b>                   |  |  |
| <b>Shares Trades Number</b>                                       | <b>35.335</b>                  |  | <b>Derivatives Trades Number:</b> <b>3.611</b>                           |
| Daily change: number   %  | 8.584   32,09%                 |  | Daily change: number   % 875   31,98%                                    |
| YtD Avg Derivatives Trades number   % chng prev year Avg          | 32.069   29,27%                |  | YtD Avg Derivatives Trades number   % chng prev year Avg 3.073   5,42%   |
| <b>Number of Blocks of Shares</b>                                 | <b>9</b>                       |  |  |
| <b>Number of Bonds Transactions</b>                               | <b>12</b>                      |  |  |

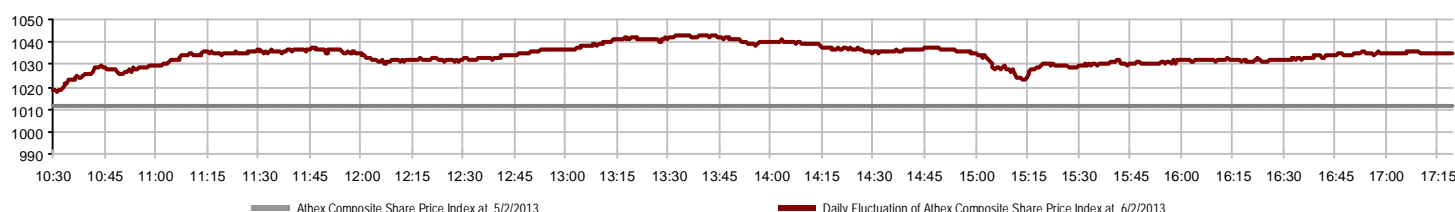
Athex Capitalisation (mill. €)



Derivatives Transactions Volume and Open Interest



Daily Fluctuation of Athex Composite Share Price Index



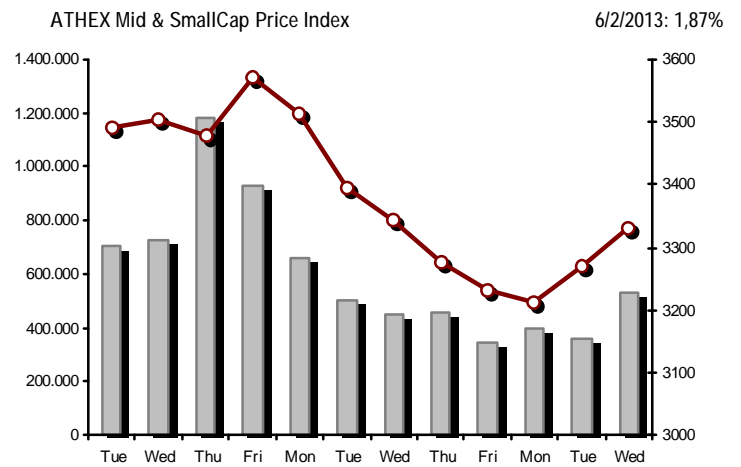
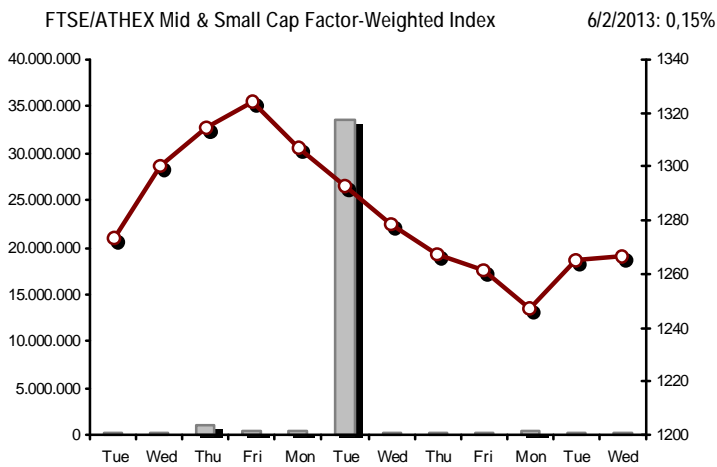
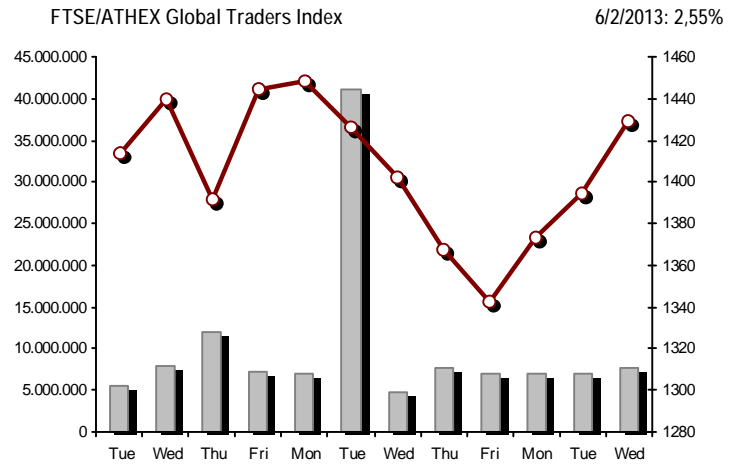
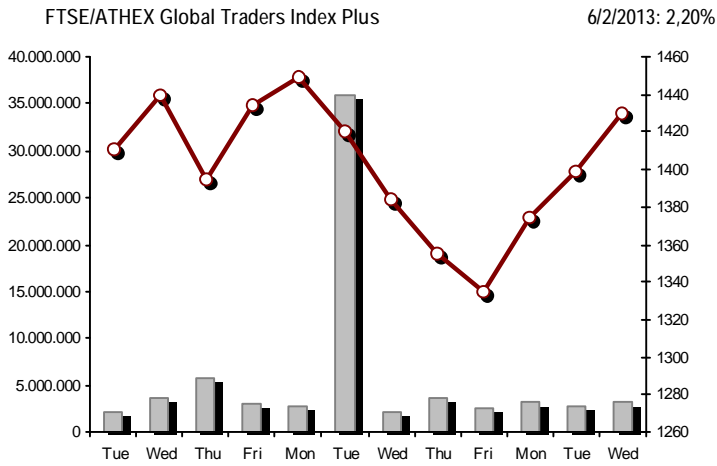
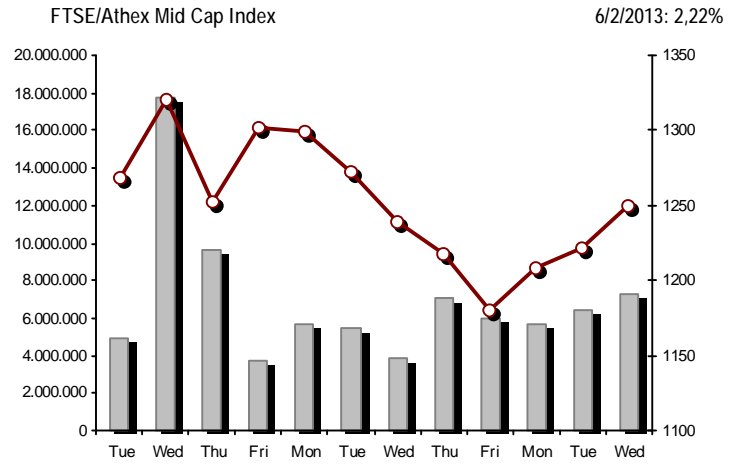
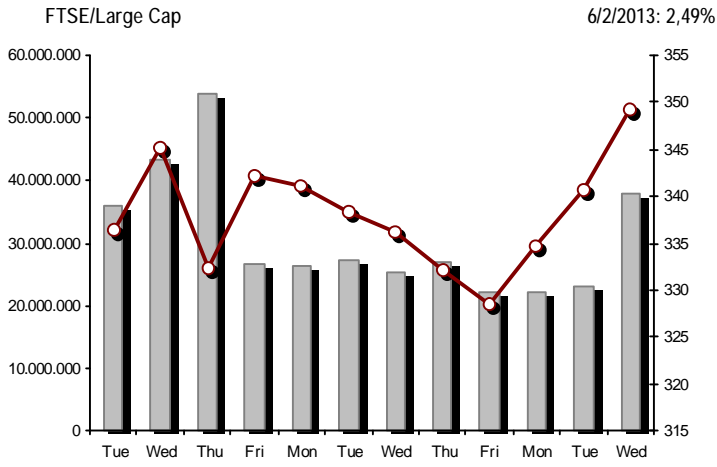
## Athex Indices

| Index name                                     | 6/2/2013   | 5/2/2013 | pts.   | %      | Min      | Max      | Year min | Year max | Year change |
|--|------------|----------|--------|--------|----------|----------|----------|----------|-------------|
| Athex Composite Share Price Index              | 1.035,19 P | 1.011,85 | 23,34  | 2,31%  | 1.018,18 | 1.043,23 | 914,01   | 1.043,23 | 14,02% P    |
| FTSE/Athex Large Cap                           | 349,27 P   | 340,77   | 8,50   | 2,49%  | 343,36   | 352,55   | 312,46   | 352,55   | 12,78% P    |
| FTSE/ATHEX Capped 20                           | 1.120,86 P | 1.100,76 | 20,10  | 1,83%  |          |          | 1.006,52 | 1.136,04 | 9,95% P     |
| FTSE/ATHEX Capped 20 -USD                      | 1.087,15 P | 1.070,03 | 17,12  | 1,60%  |          |          | 1.007,73 | 1.088,90 | 12,82% P    |
| FTSE/Athex Mid Cap Index                       | 1.249,35 P | 1.222,25 | 27,10  | 2,22%  | 1.222,25 | 1.265,84 | 1.138,76 | 1.338,16 | 10,25% P    |
| FTSE/ATHEX-CSE Banking Index                   | 157,25 P   | 152,24   | 5,01   | 3,29%  | 152,24   | 160,31   | 142,19   | 192,07   | -6,88% S    |
| FTSE/ATHEX Global Traders Index Plus           | 1.430,17 P | 1.399,34 | 30,83  | 2,20%  | 1.399,74 | 1.443,21 | 1.250,69 | 1.456,89 | 14,66% P    |
| FTSE/ATHEX Global Traders Index                | 1.429,63 P | 1.394,14 | 35,49  | 2,55%  | 1.398,52 | 1.440,63 | 1.253,79 | 1.468,26 | 15,09% P    |
| FTSE/ATHEX Mid & Small Cap Factor-Weighted Ind | 1.266,65 P | 1.264,81 | 1,84   | 0,15%  | 1.260,05 | 1.274,13 | 1.230,49 | 1.331,39 | 2,23% P     |
| Greece & Turkey 30 Price Index                 | 794,81 S   | 795,69   | -0,88  | -0,11% | 790,60   | 800,03   | 777,83   | 861,97   | 2,18% P     |
| ATHEX Mid & SmallCap Price Index               | 3.331,23 P | 3.269,95 | 61,28  | 1,87%  | 3.258,19 | 3.366,92 | 3.135,40 | 3.725,74 | 6,26% P     |
| FTSE/Athex Market Index                        | 830,46 P   | 810,43   | 20,03  | 2,47%  | 816,21   | 838,47   | 743,92   | 838,47   | 12,62% P    |
| FTSE/Med 100                                   | 4.238,30 P | 4.178,74 | 59,56  | 1,43%  | 4.197,30 | 4.248,62 | 4.101,14 | 4.314,42 | 2,29% P     |
| Athex Composite Index Total Return Index       | 1.476,66 P | 1.443,35 | 33,31  | 2,31%  | 1.452,38 | 1.488,12 | 1.303,80 | 1.488,12 | 14,02% P    |
| FTSE/Athex Large Cap Total Return              | 486,08 P   | 474,25   | 11,83  | 2,49%  |          |          | 448,69   | 486,08   | 12,79% P    |
| FTSE/ATHEX Large Cap Net Total Return          | 1.382,31 P | 1.348,67 | 33,64  | 2,49%  | 1.358,92 | 1.395,33 | 1.236,65 | 1.395,33 | 12,78% P    |
| FTSE/ATHEX Capped 20 Total Return              | 1.152,05 P | 1.131,38 | 20,67  | 1,83%  |          |          | 1.034,53 | 1.167,65 | 9,95% P     |
| FTSE/ATHEX Capped 20 -USD Total Return         | 1.117,40 P | 1.099,80 | 17,60  | 1,60%  |          |          | 1.035,77 | 1.119,19 | 12,82% P    |
| FTSE/Athex Mid Cap Total Return                | 1.611,92 P | 1.576,96 | 34,96  | 2,22%  |          |          | 1.520,96 | 1.703,08 | 10,25% P    |
| FTSE/ATHEX-CSE Banking Total Return Index      | 171,73 P   | 166,26   | 5,47   | 3,29%  |          |          | 159,03   | 206,26   | -6,89% S    |
| Greece & Turkey 30 Total Return Index          | 937,28 S   | 937,63   | -0,35  | -0,04% |          |          | 918,23   | 1.010,30 | 2,30% P     |
| HELLENIC MID & SMALL CAP INDEX                 | 1.019,78 P | 994,30   | 25,48  | 2,56%  | 996,28   | 1.031,14 | 909,55   | 1.039,06 | 16,31% P    |
| FTSE/Athex Banks                               | 210,03 P   | 203,72   | 6,31   | 3,10%  | 205,17   | 214,46   | 189,78   | 256,94   | -7,18% S    |
| FTSE/Athex Financial Services                  | 1.576,10 P | 1.537,21 | 38,89  | 2,53%  | 1.538,60 | 1.605,09 | 1.347,00 | 1.638,61 | 19,50% P    |
| FTSE/Athex Industrial Goods & Services         | 3.913,41 P | 3.808,98 | 104,43 | 2,74%  | 3.814,02 | 3.956,75 | 3.252,75 | 3.956,75 | 20,38% P    |
| FTSE/Athex Retail                              | 1.935,99 P | 1.900,64 | 35,35  | 1,86%  | 1.911,88 | 1.954,51 | 1.785,37 | 2.040,63 | 5,82% P     |
| FTSE/ATHEX Real Estate                         | 2.005,33 P | 1.972,44 | 32,89  | 1,67%  | 1.965,00 | 2.058,12 | 1.491,01 | 2.058,12 | 34,49% P    |
| FTSE/Athex Personal & Household Goods          | 3.787,74 P | 3.545,78 | 241,96 | 6,82%  | 3.577,46 | 3.789,54 | 3.111,49 | 3.789,54 | 21,31% P    |
| FTSE/Athex Food & Beverage                     | 7.516,29 P | 7.323,43 | 192,86 | 2,63%  | 7.385,05 | 7.516,55 | 6.430,28 | 7.544,75 | 12,89% P    |
| FTSE/Athex Basic Resources                     | 2.764,19 P | 2.727,11 | 37,08  | 1,36%  | 2.727,11 | 2.814,33 | 2.340,13 | 2.901,09 | 18,97% P    |
| FTSE/Athex Construction & Materials            | 1.973,17 P | 1.893,31 | 79,86  | 4,22%  | 1.893,31 | 1.973,17 | 1.800,08 | 2.130,78 | 7,47% P     |
| FTSE/Athex Oil & Gas                           | 3.201,07 P | 3.158,34 | 42,73  | 1,35%  | 3.142,48 | 3.223,78 | 2.813,23 | 3.251,06 | 13,79% P    |
| FTSE/Athex Chemicals                           | 6.990,16 P | 6.844,53 | 145,63 | 2,13%  | 6.650,36 | 7.038,70 | 6.019,31 | 7.572,67 | 16,13% P    |
| FTSE/Athex Media                               | 2.267,87 P | 2.208,77 | 59,10  | 2,68%  | 2.127,51 | 2.326,97 | 716,56   | 2.881,00 | 213,27% P   |
| FTSE/Athex Travel & Leisure                    | 1.262,77 S | 1.268,35 | -5,58  | -0,44% | 1.262,77 | 1.304,09 | 1.029,25 | 1.313,66 | 25,10% P    |
| FTSE/Athex Technology                          | 796,22 P   | 786,93   | 9,29   | 1,18%  | 786,93   | 811,08   | 719,46   | 886,96   | 7,28% P     |
| FTSE/Athex Telecommunications                  | 1.758,89 P | 1.723,11 | 35,78  | 2,08%  | 1.734,12 | 1.783,67 | 1.428,58 | 1.877,25 | 25,29% P    |
| FTSE/Athex Utilities                           | 2.758,34 P | 2.675,82 | 82,52  | 3,08%  | 2.684,73 | 2.800,12 | 2.309,83 | 2.967,26 | 20,56% P    |
| FTSE/Athex Health Care                         | 295,92 P   | 290,35   | 5,57   | 1,92%  | 290,35   | 299,40   | 266,68   | 346,05   | 5,46% P     |
| Athex All Share Index                          | 267,85 P   | 262,15   | 5,70   | 2,18%  |          |          | 244,99   | 267,85   | 13,17% P    |

Note 1: Greece & Turkey 30 Pr data is the indicative at 17:20, whereas FTSE/ATHEX Capped 20, FTSE/ATHEX Capped - USD, FTSE/ATHEX Capped 20 TR, FTSE/ATHEX Capped - USD TR, FTSE/Med 100 & Greece & Turkey 30 Rt closing prices refer to the previous trading day of 5/2/2013.

Note 2: The Hellenic Mid & Small Cap Index is a Customized index calculated by the Athens Exchange.

Athex Indices



Indices volume of transactions
  Indices closing prices

## Analytic Figures for Athex Market's Boards and Categories

|  | Total Traded Shares | Main Market | Low Dispersion | Other Categories (*) | Exchange Traded Funds (ETFs) |
|--|---------------------|-------------|----------------|----------------------|------------------------------|
| Totals                                     | 197                 | 143         | 17             | 34                   | 3                            |
| Gain / Lose / Same:                        | 118 / 62 / 17       | 97 / 39 / 7 | 7 / 7 / 3      | 12 / 15 / 7          | 2 / 1 / 0                    |
| Athex Capitalisation (mill. €)             | 38.185,39           | 35.862,40   | 1.875,38       | 421,11               | 26,51                        |
| Daily Average Transactions Value (thou. €) | 70.022,87           | 11.559,53   | 158,78         | 114,55               | 57,62                        |
| Shares Transactions Value (thou. €)        | 80.663,12           | 79.603,22   | 909,41         | 71,29                | 79,21                        |
| Main Board:                                | 77.199,56           | 76.943,42   | 105,65         | 71,29                | 79,21                        |
| Blocks Board:                              | 3.456,32            | 2.652,56    | 803,76         | 0,00                 | 0,00                         |
| Forced Sales Board:                        | 7,25                | 7,25        | 0,00           | 0,00                 | 0,00                         |
| Special Terms Board:                       | 0,00                | 0,00        | 0,00           | 0,00                 | 0,00                         |
| Daily Average Transactions Volume          | 44.558.174          | 8.582.879   | 62.339         | 986.146              | 8.581                        |
| Transactions Volume                        | 48.233.608          | 47.436.327  | 357.352        | 428.214              | 11.715                       |
| Main Board:                                | 47.508.875          | 47.046.494  | 22.452         | 428.214              | 11.715                       |
| Blocks Board:                              | 701.733             | 366.833     | 334.900        | 0                    | 0                            |
| Forced Sales Board:                        | 23.000              | 23.000      | 0              | 0                    | 0                            |
| Special Terms Board:                       | 0                   | 0           | 0              | 0                    | 0                            |
| Daily Average Number of Trades             | 32.069              | 6.350       | 148            | 374                  | 10                           |
| Number of Trades                           | 35.335              | 34.865      | 114            | 326                  | 30                           |
| Main Board:                                | 35.322              | 34.853      | 113            | 326                  | 30                           |
| Blocks Board:                              | 9                   | 8           | 1              | 0                    | 0                            |
| Forced Sales Board:                        | 4                   | 4           | 0              | 0                    | 0                            |
| Special Terms Board:                       | 0                   | 0           | 0              | 0                    | 0                            |

(\*) Summarised Transactions figures for Low Dispersion &amp; Specific Features and Under Supervision Categories.

## Trading Details by Sector

| Code  | Sectors                       | Gain / Lose / Same | Number of Trades | Transactions Volume | Transactions Value | % of Total Trans. Value |
|-------|-------------------------------|--------------------|------------------|---------------------|--------------------|-------------------------|
| 8300  | - Banks                       | 6 / 2 / 1          | 9.611            | 31.420.043          | 18.123.543,70      | 22,47%                  |
| 1700  | - Basic Resources             | 8 / 5 / 2          | 2.297            | 1.021.366           | 3.197.711,01       | 3,96%                   |
| 1300  | - Chemicals                   | 5 / 3 / 0          | 409              | 186.717             | 229.547,42         | 0,28%                   |
| 2300  | - Construction & Materials    | 17 / 5 / 2         | 2.475            | 1.391.250           | 3.734.682,81       | 4,63%                   |
| 11000 | - ETF                         | 2 / 1 / 0          | 30               | 11.715              | 79.207,01          | 0,10%                   |
| 8700  | - Financial Services          | 4 / 1 / 0          | 2.842            | 3.665.195           | 5.837.978,42       | 7,24%                   |
| 3500  | - Food & Beverage             | 8 / 11 / 5         | 1.848            | 970.290             | 6.786.688,41       | 8,41%                   |
| 4500  | - Health Care                 | 5 / 1 / 0          | 305              | 220.454             | 154.919,38         | 0,19%                   |
| 2700  | - Industrial Goods & Services | 14 / 7 / 2         | 2.062            | 1.008.515           | 3.105.248,16       | 3,85%                   |
| 8500  | - Insurance                   | 1 / 0 / 0          | 107              | 64.538              | 81.909,00          | 0,10%                   |
| 5500  | - Media                       | 3 / 3 / 1          | 182              | 126.251             | 40.763,65          | 0,05%                   |
| 500   | - Oil & Gas                   | 2 / 1 / 0          | 1.053            | 261.862             | 2.291.407,77       | 2,84%                   |
| 3700  | - Personal & Household Goods  | 9 / 5 / 3          | 1.614            | 1.219.571           | 5.536.766,28       | 6,86%                   |
| 8600  | - Real Estate                 | 5 / 4 / 0          | 523              | 212.281             | 462.299,37         | 0,57%                   |
| 5300  | - Retail                      | 5 / 2 / 0          | 575              | 112.901             | 899.838,03         | 1,12%                   |
| 9500  | - Technology                  | 8 / 8 / 0          | 713              | 770.071             | 502.648,04         | 0,62%                   |
| 6500  | - Telecommunications          | 1 / 0 / 0          | 2.392            | 1.749.838           | 11.226.197,55      | 13,92%                  |
| 5700  | - Travel & Leisure            | 11 / 3 / 1         | 3.651            | 2.734.871           | 11.279.438,74      | 13,98%                  |
| 7500  | - Utilities                   | 4 / 0 / 0          | 2.646            | 1.085.879           | 7.092.329,84       | 8,79%                   |

## Top 10 best &amp; worst performing Shares

## Main Market

| With positive Price change          | Closing price   | change   | With negative Price change           | Closing price | change   |
|-------------------------------------|-----------------|----------|--------------------------------------|---------------|----------|
| EUROPEAN RELIANCE INSUR. (CR)       | 1,34            | 12,60% P | BALKAN R.E. (CR)                     | 0,324         | -7,43% S |
| JUMBO SA (CR)                       | 7,27            | 7,70% P  | MOCHLOS SA (CR)                      | 2,31          | -2,12% S |
| ALPHA BANK (CR)                     | 1,42            | 7,58% P  | DIONIC (CR)                          | 0,183         | -1,08% S |
| METKA (CR)                          | 12,10           | 7,08% P  | P.P.A. S.A. (CR)                     | 18,65         | -1,06% S |
| PIRAEUS BANK (CR)                   | 0,315           | 6,78% P  | OPAP (CR)                            | 6,80          | -1,02% S |
| NIREFS SA (CR)                      | 0,678           | 6,44% P  | BANK OF CYPRUS (CR)                  | 0,237         | -0,84% S |
| KLEEMAN HELLAS SA (CR)              | 1,55            | 6,16% P  | PROFILE SA (CR)                      | 0,890         | -0,78% S |
| J & P - AVAX SA (CR)                | 1,68            | 5,66% P  | S & B IND. MINERALS (CR)             | 5,60          | -0,71% S |
| TITAN CEMENT (CR)                   | 14,34           | 5,44% P  | EKTER SA (CR)                        | 0,585         | -0,68% S |
| FOURLIS (CR)                        | 2,63            | 5,20% P  | EUROBANK PROPERTIES REIC (CR)        | 6,10          | -0,33% S |
| With the highest Transactions Value | Value (thou. €) | change   | With the highest Transactions Volume | Volume        | change   |
| OTE (CR)                            | 11.226,20       | 2,08% P  | PIRAEUS BANK (CR)                    | 11.885.410    | 6,78% P  |
| OPAP (CR)                           | 8.285,42        | -1,02% S | NATIONAL BANK (CR)                   | 4.762.163     | 0,89% P  |
| ALPHA BANK (CR)                     | 6.256,30        | 7,58% P  | CYPRUS POPULAR BANK (CR)             | 4.713.980     | 0,00% -  |
| COCA - COLA HBC (CR)                | 5.729,98        | 2,61% P  | ALPHA BANK (CR)                      | 4.500.633     | 7,58% P  |
| PPC (CR)                            | 5.503,00        | 3,36% P  | BANK OF CYPRUS (CR)                  | 2.961.231     | -0,84% S |
| NATIONAL BANK (CR)                  | 5.493,07        | 0,89% P  | MARFIN INVESTMENT GROUP (CR)         | 2.820.295     | 1,01% P  |
| HELLENIC EXCHANGES (CR)             | 4.407,88        | 4,25% P  | EUROBANK ERGASIAS (CR)               | 2.461.582     | 3,73% P  |
| PIRAEUS BANK (CR)                   | 3.681,22        | 6,78% P  | OTE (CR)                             | 1.749.838     | 2,08% P  |
| JUMBO SA (CR)                       | 3.581,95        | 7,70% P  | INTRALOT (CR)                        | 1.208.890     | 3,14% P  |
| INTRALOT (CR)                       | 2.788,95        | 3,14% P  | OPAP (CR)                            | 1.193.766     | -1,02% S |

Note: The transactions value of the shares shown in the above tables is at least 10,000€.



## Derivatives Summary

|  | Number of Trades | Volume        | Open Interest  | Transactions Value   |
|--|------------------|---------------|----------------|----------------------|
| <b>Index Futures</b>   | <b>645</b>       | <b>6.090</b>  | <b>33.198</b>  | <b>10.677.503,75</b> |
| FTSE/Athex Large Cap   | 645              | 6.090         | 33.193         | 10.677.503,75        |
| FTSE/ATHEX-CSE Banking Index                                     | 0                | 0             | 5              | 0,00                 |
| <b>Stock Futures</b>   | <b>2.862</b>     | <b>52.176</b> | <b>367.686</b> | <b>11.663.965,50</b> |
| ALPHA BANK (CR)  | 494              | 13.242        | 28.975         | 1.841.580,00         |
| BANK OF CYPRUS (CR)  | 18               | 415           | 40.883         | 10.002,50            |
| COCA - COLA HBC (CR)   | 23               | 116           | 848            | 230.834,00           |
| CYPRUS POPULAR BANK (CR)   | 0                | 0             | 14.132         | 0,00                 |
| ELLAKTOR (CR)  | 75               | 707           | 9.563          | 154.935,00           |
| EUROBANK ERGASIAS (CR)   | 27               | 651           | 4.382          | 41.488,40            |
| EUROBANK PROPERTIES REIC (CR)                                    | 26               | 147           | 525            | 91.760,00            |
| FRIGOGLASS SA (CR)   | 27               | 117           | 456            | 67.671,00            |
| GEK TERNA (CR)   | 62               | 768           | 33.276         | 194.144,00           |
| HELL. DUTY FREE SHOPS SA (CR)                                    | 6                | 22            | 527            | 30.315,00            |
| HELLENIC EXCHANGES (CR)  | 96               | 532           | 2.631          | 284.947,00           |
| HELLENIC PETROLEUM (CR)  | 27               | 117           | 1.952          | 103.178,00           |
| INTRALOT (CR)  | 168              | 1.204         | 10.098         | 277.944,00           |
| JUMBO SA (CR)  | 21               | 73            | 294            | 51.504,00            |
| MARFIN INVESTMENT GROUP (CR)                                     | 85               | 1.891         | 22.458         | 95.460,80            |
| METKA (CR)   | 19               | 41            | 771            | 48.723,00            |
| MOTOR OIL (CR)   | 18               | 56            | 572            | 48.538,00            |
| MYTILINEOS HOLDINGS (CR)   | 104              | 761           | 8.612          | 415.085,00           |
| NATIONAL BANK (CR)   | 272              | 7.407         | 78.024         | 840.010,00           |
| OPAP (CR)  | 194              | 2.122         | 15.901         | 1.471.388,00         |
| OTE (CR)   | 280              | 3.790         | 25.615         | 2.435.129,00         |
| P.P.A. S.A. (CR)   | 13               | 50            | 155            | 94.617,00            |
| PIRAEUS BANK (CR)  | 272              | 14.198        | 52.876         | 439.295,80           |
| PPC (CR)   | 398              | 2.638         | 8.276          | 1.952.797,00         |
| SIDENOR (CR)   | 50               | 233           | 1.955          | 48.522,00            |
| TERNA ENERGY (CR)  | 27               | 680           | 3.089          | 239.020,00           |
| TITAN CEMENT (CR)  | 33               | 61            | 498            | 85.154,00            |
| VIOHALCO (CB)  | 27               | 137           | 342            | 69.923,00            |
| <b>Index Options</b>   | <b>102</b>       | <b>635</b>    | <b>5.811</b>   | <b>1.084.250,00</b>  |
| FTSE/Athex Large Cap   | 102              | 635           | 5.811          | 1.084.250,00         |
| <b>Stock Options</b>   | <b>0</b>         | <b>0</b>      | <b>6.749</b>   | <b>0,00</b>          |
| ALPHA BANK (CR)  | 0                | 0             | 204            | 0,00                 |
| NATIONAL BANK (CR)   | 0                | 0             | 310            | 0,00                 |
| OPAP (CR)  | 0                | 0             | 4.040          | 0,00                 |
| OTE (CR)   | 0                | 0             | 1.835          | 0,00                 |
| PPC (CR)   | 0                | 0             | 360            | 0,00                 |
| <b>Stock Repos - Stock Reverse Repos - Repurchase Agreements</b> | <b>2</b>         | <b>702</b>    | <b>355.395</b> | <b>24.778,00</b>     |
| Stock Reverse Repos  | 1                | 500           | 57.005         | 11.850,00            |
| Stock Repos  | 0                | 0             | 261.187        | 0,00                 |
| Repurchase Agreement   | 1                | 202           | 37.203         | 12.928,00            |
| <b>Total Derivatives Traded</b>                                  | <b>3.611</b>     | <b>59.603</b> | <b>768.839</b> | <b>23.450.497,25</b> |

| Number Listed | Nominal Value | Dividends [1] |      |     | Date of Last Coupon |            | Note | Shares                         | Closing price | % change | Previous closing price/date | Open price | Price min | Price max | Last price | Avg price | Last Bid [7]  | Last Ask [7]  | P/E after | Year | Volume    | Trades | Transactions Value | Company Mkt Value (thou. €) | Year low | Year high | Sector [4] |
|---------------|---------------|---------------|------|-----|---------------------|------------|------|--------------------------------|---------------|----------|-----------------------------|------------|-----------|-----------|------------|-----------|---------------|---------------|-----------|------|-----------|--------|--------------------|-----------------------------|----------|-----------|------------|
| 71.417.100    | 0,650         | ---           | ---  | --- | 26/5/2010           | 11/7/2007  | ---  | AEGEAN AIRLINES (CR)           | 2,40          | 0,42 P   | 2,39 5/2/2013               | 2,33       | 2,32      | 2,42      | 2,40       | 2,40      | 100@2,39      | 20@2,43       | ---       | 2011 | 21.026    | 70     | 50.404,91          | 171.401,04                  | 1,96     | 2,59      | 5751       |
| 11.178.000    | 1,45          | ---           | ---  | --- | 21/4/2010           | 12/5/2011  | ---  | AEOLIAN INVESTMENT FUND (CR)   | 1,09          | 3,81 P   | 1,05 5/2/2013               | 1,09       | 1,07      | 1,10      | 1,09       | 1,08      | 400@1,08      | 101@1,09      | ---       | 2011 | 1.350     | 7      | 1.458,51           | 12.184,02                   | 0,941    | 1,15      | 8985       |
| 13.000.000    | 1,00          | ---           | ---  | --- | 1/8/2007            | 7/4/2000   | ---  | AKRITAS SA (CR)                | 0,520         | 9,94 P   | 0,473 31/1/2013             | 0,426      | 0,426     | 0,520     | 0,520      | 0,517     | ---           | 20@0,500      | ---       | 2011 | 1.175     | 8      | 607,75             | 6.760,00                    | 0,295    | 0,520     | 2353       |
| 17.200.576    | 1,25          | ---           | ---  | --- | 3/6/2009            | 30/6/2010  | ---  | ALCO HELLAS SA (CR)            | 0,563         | 9,11 P   | 0,516 5/2/2013              | 0,539      | 0,539     | 0,600     | 0,563      | 0,564     | 16140@0,560   | 215@0,580     | ---       | 2011 | 16.302    | 53     | 9.201,46           | 9.683,92                    | 0,400    | 0,870     | 1753       |
| 534.269.648   | 0,300         | ---           | ---  | --- | 7/4/2008            | 6/11/2009  | ---  | ALPHA BANK (CR)                | 1,42          | 7,58 P   | 1,32 5/2/2013               | 1,34       | 1,33      | 1,44      | 1,42       | 1,39      | 30550@1,40    | 96420@1,43    | ---       | ---  | 4.500.633 | 2.288  | 6.256.298,99       | 758.662,90                  | 1,13     | 1,67      | 8355       |
| 22.016.250    | 0,370         | ---           | ---  | --- | 15/7/2009           | 11/5/2000  | ---  | ALUMIL (CR)                    | 0,630         | -0,63 S  | 0,634 5/2/2013              | 0,640      | 0,610     | 0,646     | 0,630      | 0,625     | 28@0,620      | 929@0,630     | ---       | 2011 | 7.720     | 54     | 4.825,03           | 13.870,24                   | 0,600    | 0,740     | 1753       |
| 268.700       | 25,00         | ---           | ---  | --- | 22/4/2010           | 3/9/2012   | ---  | ANDROMEDA SA (CR)              | 20,50         | -0,97 S  | 20,70 5/2/2013              | 20,50      | 20,50     | 20,50     | 20,50      | 20,50     | 34@20,50      | 10@23,00      | ---       | 2011 | 5         | 1      | 102,50             | 5.508,35                    | 19,00    | 22,51     | 8985       |
| 2.969.713     | 0,300         | ---           | ---  | --- | 2/7/2008            | 28/2/2011  | ---  | ANEK LINES SA (PR, issue '96)  | 0,703         | 9,33 P   | 0,643 5/2/2013              | 0,703      | 0,703     | 0,703     | 0,703      | 0,703     | 500@0,643     | 385@0,703     | ---       | 2011 | 30        | 1      | 21,09              | 38.234,98                   | 0,306    | 0,703     | 5759       |
| 312.163       | 0,300         | ---           | ---  | --- | 2/7/2008            | 28/2/2011  | ---  | ANEK LINES SA (PR, issue '90)  | 1,78          | ---      | 1,78 22/10/2012             | ---        | ---       | ---       | ---        | ---       | ---           | 8@1,95        | ---       | 2011 | ---       | ---    | ---                | 38.234,98                   | 1,78     | 1,78      | 5759       |
| 185.373.016   | 0,300         | ---           | ---  | --- | 2/7/2008            | 28/2/2011  | ---  | ANEK LINES SA (CR)             | 0,192         | 2,13 P   | 0,188 5/2/2013              | 0,190      | 0,186     | 0,200     | 0,192      | 0,193     | 2000@0,187    | 1540@0,192    | ---       | 2011 | 166.026   | 108    | 32.123,51          | 38.234,98                   | 0,169    | 0,270     | 5759       |
| 21.876.700    | 0,380         | ---           | ---  | --- | 8/7/2010            | 5/6/2001   | ---  | AS COMPANY SA (CR)             | 0,423         | 1,44 P   | 0,417 5/2/2013              | 0,420      | 0,406     | 0,430     | 0,423      | 0,414     | 4000@0,420    | 16@0,430      | 13,73     | 2011 | 32.400    | 31     | 13.405,83          | 9.253,84                    | 0,387    | 0,488     | 5379       |
| 86.735.980    | 0,310         | ---           | ---  | --- | 6/7/2009            | 2/1/2002   | ---  | ATHENS MEDICAL CENTER SA (CR)  | 0,850         | 1,92 P   | 0,834 5/2/2013              | 0,834      | 0,834     | 0,870     | 0,850      | 0,850     | 2000@0,835    | 5757@0,850    | ---       | 2011 | 34.439    | 62     | 29.276,39          | 73.725,58                   | 0,766    | 0,994     | 4533       |
| 244.885.573   | 0,350         | ---           | ---  | --- | 4/6/2008            | 7/9/2009   | ---  | ATTICA BANK S.A. (CR)          | 0,331         | 0,92 P   | 0,328 5/2/2013              | 0,327      | 0,327     | 0,343     | 0,331      | 0,337     | 2000@0,330    | 1200@0,336    | ---       | 2011 | 124.984   | 95     | 42.082,92          | 81.057,12                   | 0,310    | 0,729     | 8355       |
| 45.457.464    | 0,700         | ---           | ---  | --- | 1/7/2008            | 1/3/2010   | ---  | AUDIO VISUAL ENTERPRISES (CR)  | 0,307         | 2,68 P   | 0,299 5/2/2013              | 0,298      | 0,288     | 0,315     | 0,307      | 0,306     | 5486@0,290    | 2@0,290       | ---       | 2011 | 115.912   | 144    | 35.442,26          | 13.955,44                   | 0,097    | 0,390     | 5553       |
| 36.360.000    | 0,320         | ---           | 0,15 | --- | 30/4/2012           | 5/5/2008   | ---  | AUTOHELLAS SA (CR)             | 1,61          | 1,90 P   | 1,58 5/2/2013               | 1,59       | 1,58      | 1,63      | 1,63       | 1,61      | 500@1,60      | 6060@1,64     | 6,03      | 2011 | 24.374    | 47     | 39.114,62          | 58.539,60                   | 1,50     | 1,87      | 5759       |
| 20.121.710    | 1,21          | ---           | ---  | --- | 27/7/1992           | 12/3/2003  | ---  | BALKAN R.E. (CR)               | 0,324         | -7,43 S  | 0,350 5/2/2013              | 0,330      | 0,319     | 0,335     | 0,328      | 0,325     | 100@0,319     | 1424@0,328    | ---       | 2011 | 41.803    | 34     | 13.364,89          | 6.519,43                    | 0,319    | 0,438     | 8633       |
| 1.795.140.547 | 1,00          | (0,0615)      | ---  | --- | 31/5/2011           | 19/4/2012  | 4857 | BANK OF CYPRUS (CR)            | 0,237         | -0,84 S  | 0,239 5/2/2013              | 0,239      | 0,236     | 0,244     | 0,237      | 0,240     | 63384@0,236   | 31833@0,239   | ---       | ---  | 2.961.231 | 827    | 711.590,45         | 425.448,31                  | 0,226    | 0,282     | 8355       |
| 19.864.886    | 5,60          | 1,976         | 0,67 | --- | 2/5/2012            | 2/7/2008   | ---  | BANK OF GREECE (CR)            | 17,70         | 3,57 P   | 17,09 5/2/2013              | 17,40      | 17,20     | 17,89     | 17,70      | 17,65     | 78@17,25      | 144@17,80     | ---       | ---  | 10.019    | 284    | 176.836,17         | 351.608,48                  | 13,31    | 19,19     | 8355       |
| 23.986.500    | 1,05          | ---           | ---  | --- | 26/6/2009           | 15/3/2000  | ---  | BIOKARPET S.A.(CR)             | 0,680         | -6,21 S  | 0,725 4/2/2013              | 0,679      | 0,679     | 0,680     | 0,680      | 0,680     | 2000@0,622    | 2000@0,669    | ---       | 2011 | 1.052     | 4      | 715,12             | 16.310,82                   | 0,519    | 0,789     | 3726       |
| 15.842.391    | 1,51          | ---           | ---  | --- | 15/7/2009           | 12/5/2000  | ---  | BITROS HOLDING SA (CR)         | 0,643         | -0,31 S  | 0,645 5/2/2013              | 0,600      | 0,600     | 0,643     | 0,643      | 0,642     | 68@0,600      | 1296@0,643    | -(6)-     | 2011 | 405       | 4      | 260,19             | 10.186,66                   | 0,520    | 0,745     | 1757       |
| 15.816.009    | 0,300         | ---           | ---  | --- | 1/7/2009            | 17/7/2000  | ---  | BYTE COMPUTER SA (CR)          | 0,534         | -0,37 S  | 0,536 5/2/2013              | 0,530      | 0,512     | 0,535     | 0,535      | 0,529     | 500@0,513     | 293@0,535     | ---       | 2011 | 4.850     | 13     | 2.566,48           | 8.445,75                    | 0,510    | 0,620     | 9533       |
| 101.123.806   | 0,360         | ---           | ---  | --- | 22/7/2010           | 28/6/2011  | ---  | CENTRIC HOLDINGS (CR)          | 0,375         | 3,31 P   | 0,363 5/2/2013              | 0,363      | 0,363     | 0,385     | 0,375      | 0,376     | 2300@0,371    | 700@0,375     | ---       | 2011 | 101.438   | 97     | 38.092,65          | 37.921,43                   | 0,330    | 0,440     | 5752       |
| 4.034.950     | 0,680         | ---           | ---  | --- | 1/7/2005            | 30/12/2010 | ---  | CHATZIKRANIOTIS & SONS SA (CR) | 0,446         | -0,89 S  | 0,450 4/2/2013              | 0,446      | 0,402     | 0,446     | 0,446      | 0,425     | 999@0,404     | 939@0,440     | ---       | 2011 | 4.200     | 7      | 1.785,20           | 1.799,59                    | 0,354    | 0,522     | 3577       |
| 366.553.507   | 1,01          | ---           | ---  | --- | 23/6/2010           | 1/8/2012   | ---  | COCA - COLA HBC (CR)           | 20,01         | 2,61 P   | 19,50 5/2/2013              | 19,80      | 19,66     | 20,01     | 20,01      | 19,89     | 745@19,86     | 550@20,09     | ---       | 2011 | 288.254   | 1.315  | 5.729.977,19       | 7.334.735,68                | 17,08    | 20,10     | 3537       |
| 124.170.201   | 0,780         | ---           | ---  | --- | 28/6/2002           | 7/2/2005   | ---  | CORINTH PIPEWORKS SA (CR)      | 2,28          | 2,70 P   | 2,22 5/2/2013               | 2,27       | 2,25      | 2,32      | 2,28       | 2,29      | 1000@2,27     | 840@2,29      | 65,60     | 2011 | 131.814   | 308    | 301.728,37         | 283.108,06                  | 1,93     | 2,59      | 1757       |
| 9.907.500     | 0,300         | ---           | ---  | --- | 6/10/2005           | 13/2/2002  | ---  | CPI SA (CR)                    | 0,400         | ---      | 0,400 18/1/2013             | ---        | ---       | ---       | ---        | ---       | ---           | 500@0,389     | ---       | 2012 | ---       | ---    | ---                | 3.963,00                    | 0,240    | 0,400     | 9572       |
| 27.379.200    | 0,610         | ---           | ---  | --- | 23/6/2010           | 5/12/2012  | ---  | CRETE PLASTICS SA (CR)         | 5,20          | -1,33 S  | 5,27 5/2/2013               | 5,40       | 5,20      | 5,40      | 5,20       | 5,22      | 280@5,20      | 250@5,28      | 15,35     | 2011 | 1.193     | 15     | 6.224,24           | 142.371,84                  | 4,77     | 5,65      | 1357       |
| 26.664.840    | 0,470         | ---           | ---  | --- | 29/6/2005           | 12/7/1999  | ---  | CYCLON HELLAS SA (CR)          | 0,601         | 2,21 P   | 0,588 5/2/2013              | 0,600      | 0,585     | 0,616     | 0,610      | 0,598     | 20@0,595      | 125@0,610     | -(6)-     | 2011 | 27.268    | 84     | 16.316,12          | 16.025,57                   | 0,520    | 0,700     | 1357       |
| 4.065.482.410 | 0,100         | ---           | ---  | --- | 1/6/2010            | 4/2/2013   | ---  | CYPRUS POPULAR BANK (CR)       | 0,042         | ---      | 0,042 5/2/2013              | 0,042      | 0,041     | 0,043     | 0,042      | 0,042     | 4488718@0,041 | 1813654@0,043 | ---       | 2011 | 4.713.980 | 255    | 198.628,71         | 170.750,26                  | 0,039    | 0,048     | 8355       |
| 15.000.000    | 0,300         | ---           | ---  | --- | 6/7/2007            | 18/7/2000  | ---  | DAIOS PLASTICS SA (CR)         | 4,97          | -0,60 S  | 5,00 5/2/2013               | 4,51       | 4,50      | 4,97      | 4,97       | 4,56      | 100@4,52      | 49@4,96       | ---       | 2011 | 2.126     | 23     | 9.697,45           | 74.550,00                   | 4,50     | 5,50      | 1357       |
| 31.370.399    | 0,300         | ---           | ---  | --- | 11/8/2010           | 15/2/2012  | ---  | DIONIC (CR)                    | 0,183         | -1,08 S  | 0,185 5/2/2013              | 0,188      | 0,179     | 0,192     | 0,183      | 0,187     | 2500@0,181    | 500@0,184     | ---       | 2011 | 390.940   | 163    | 73.029,50          | 5.740,78                    | 0,174    | 0,263     | 2797       |
| 15.878.748    | 0,480         | ---           | ---  | --- | 10/7/2006           | 22/3/2004  | ---  | DOMIKI KRITIS SA (CR)          | 0,728         | 1,11 P   | 0,720 5/2/2013              | 0,700      | 0,700     | 0,740     | 0,728      | 0,710     | 700@0,670     | 600@0,720     | ---       | 2011 | 2.394     | 14     | 1.699,85           | 11.559,73                   | 0,565    | 0,800     | 2357       |
| 34.720.000    | 0,310         | ---           | ---  | --- | 16/6/2010           | 1/8/2007   | ---  | DROMEAS SA (CR)                | 0,348         | -0,29 S  | 0,349 5/2/2013              | 0,331      | 0,330     | 0,358     | 0,348      | 0,342     | 500@0,332     | 3330@0,350    | ---       | 2011 | 11.519    | 21     | 3.943,82           | 12.082,56                   | 0,283    | 0,400     | 3726       |
| 3.873.120     | 0,300         | ---           | ---  | --- | 7/7/2008            | 4/10/2012  | ---  | DRUCKFARBEN HELLAS (CR)        | 1,89          | 7,39 P   | 1,76 4/2/2013               | 1,89       | 1,89      | 1,89      | 1,89       | 1,89      | 50@1,70       | 50@1,89       | ---       | 2011 | 495       | 3      | 935,55             | 7.320,20                    | 1,75     | 2,60      | 1357       |
| 11.250.000    | 0,560         | ---           | ---  | --- | 26/7/2010           | 16/6/1999  | ---  | EKTER SA (CR)                  | 0,585         | -0,68 S  | 0,589 5/2/2013              | 0,600      | 0,582     | 0,605     | 0,585      | 0,592     | 250@0,585     | 400@0,604     | ---       | 2011 | 21.968    | 30     | 13.015,21          | 6.581,25                    | 0,550    | 0,700     | 2357       |
| 32.188.050    | 1,04          | ---           | ---  | --- | 21/7/2008           | 20/1/2000  | ---  | EL. D. MOUZAKIS SA (CB)        | 0,287         | ---      | 0,287 5/2/2013              | ---        | ---       | ---       | ---        | ---       | 200@0,225     | 2000@0,299    | ---       | 2011 | ---       | ---    | ---                | 9.237,97                    | 0,203    | 0,330     | 3763       |
| 18.648.000    | 1,00          | ---           | ---  | --- | 7/7/2009            | 10/9/2010  | ---  | ELASTRON (CR)                  | 0,781         | 2,09 P   | 0,765 5/2/2013              | 0,776      | 0,776     | 0,800     | 0,780      | 0,793     | 30@0,770      | 120@0,780     | ---       | 2011 | 6.130     | 21     | 4.862,71           | 14.564,09                   | 0,743    | 0,969     | 1757       |
| 31.937.030    | 1,60          | ---           | ---  | --- | 9/7/2007            | 19/7/2006  | ---  | ELGEKA SA (CR)                 | 0,670         | -2,33 S  | 0,686 5/2/2013              | 0,699      | 0,670     | 0,700     | 0,670      | 0,683     | 22010@0,670   | 500@0,698     | ---       | 2011 | 1.170     | 7      | 798,80             | 21.397,81                   | 0,490    | 0,780     | 3577       |

| Number Listed | Nominal Value | Dividends [1] |        |     | Date of Last Coupon |            | Note | Shares                        | Closing price | % change | Previous closing price/date | Open price | Price min | Price max | Last price | Avg price | Last Bid [7] | Last Ask [7] | P/E after | Year | Volume    | Trades | Transactions Value | Company Mkt Value (thou. €) | Year low | Year high | Sector [4] |
|---------------|---------------|---------------|--------|-----|---------------------|------------|------|-------------------------------|---------------|----------|-----------------------------|------------|-----------|-----------|------------|-----------|--------------|--------------|-----------|------|-----------|--------|--------------------|-----------------------------|----------|-----------|------------|
| 23.828.130    | 0,500         | ---           | ---    | --- | 7/7/2010            | 17/2/2009  | ---  | ELINOIL S.A. (CR)             | 1,70          | -1,16 s  | 1,72 5/2/2013               | 1,57       | 1,57      | 1,70      | 1,70       | 1,60      | 500@1,65     | 20@1,70      | ---       | 2011 | 685       | 3      | 1.092,35           | 40.507,82                   | 1,39     | 1,89      | 537        |
| 177.001.313   | 1,03          | 0,0308        | ---    | --- | 5/7/2011            | 20/12/2007 | ---  | ELLAKTOR (CR)                 | 2,18          | 2,83 p   | 2,12 5/2/2013               | 2,14       | 2,14      | 2,24      | 2,18       | 2,18      | 4000@2,17    | 3900@2,19    | ---       | ---  | 674.208   | 956    | 1.471.971,32       | 385.862,86                  | 1,94     | 2,39      | 2357       |
| 26.730.187    | 0,600         | ---           | ---    | --- | 25/6/2009           | 30/12/2010 | ---  | ELTON SA (CR)                 | 0,982         | 0,51 p   | 0,977 5/2/2013              | 0,977      | 0,977     | 1,02      | 0,982      | 0,992     | 25@0,980     | 650@0,987    | 10,55     | 2011 | 53.636    | 115    | 53.182,37          | 26.249,04                   | 0,853    | 1,10      | 1353       |
| 15.146.404    | 0,340         | 0,093         | ---    | --- | 6/7/2011            | 17/10/2002 | ---  | ELTRAK SA (CR)                | 1,68          | 3,07 p   | 1,63 1/2/2013               | 1,68       | 1,68      | 1,69      | 1,68       | 1,69      | 1000@1,50    | 50@1,73      | 36,34     | 2011 | 600       | 3      | 1.011,75           | 25.445,96                   | 1,55     | 1,80      | 2753       |
| 124.100.815   | 0,300         | ---           | ---    | --- | 27/6/2008           | 7/7/2000   | ---  | ELVAL SA. (CB)                | 2,16          | ---      | 2,16 5/2/2013               | 2,17       | 2,15      | 2,21      | 2,16       | 2,18      | 207@2,16     | 785@2,19     | 15,94     | 2011 | 15.583    | 63     | 34.031,70          | 268.057,76                  | 1,90     | 2,38      | 1753       |
| 13.230.000    | 0,300         | ---           | ---    | --- | 11/8/2010           | 27/6/2012  | ---  | ELVE SA (CR)                  | 0,638         | 6,33 p   | 0,600 5/2/2013              | 0,627      | 0,627     | 0,638     | 0,638      | 0,629     | 5000@0,600   | 324@0,635    | ---       | ---  | 1.500     | 4      | 943,20             | 8.440,74                    | 0,546    | 0,717     | 3763       |
| 30.009.210    | 0,310         | ---           | ---    | --- | 27/6/2008           | 26/6/2000  | ---  | ETEM SA (CB)                  | 0,641         | 0,31 p   | 0,639 5/2/2013              | 0,649      | 0,620     | 0,654     | 0,641      | 0,633     | 300@0,635    | 3000@0,640   | ---       | 2011 | 60.582    | 121    | 38.370,26          | 19.235,90                   | 0,530    | 0,828     | 1753       |
| 552.948.427   | 2,22          | ---           | ---    | --- | 2/5/2008            | 31/5/2011  | ---  | EUROBANK ERGASIAS (CR)        | 0,640         | 3,73 p   | 0,617 5/2/2013              | 0,620      | 0,618     | 0,641     | 0,640      | 0,635     | 14200@0,632  | 10102@0,639  | ---       | 2011 | 2.461.582 | 1.077  | 1.563.552,07       | 353.886,99                  | 0,571    | 0,740     | 8355       |
| 61.000.000    | 2,13          | 0,5364        | 0,4067 | --- | 23/3/2012           | 20/11/2007 | ---  | EUROBANK PROPERTIES REIC (CR) | 6,10          | -0,33 s  | 6,12 5/2/2013               | 6,12       | 6,08      | 6,40      | 6,10       | 6,24      | 269@6,10     | 100@6,23     | 72,92     | 2011 | 49.210    | 308    | 306.929,51         | 372.100,00                  | 4,87     | 6,40      | 8675       |
| 44.448.600    | 0,600         | ---           | ---    | --- | 30/6/2005           | 31/1/2006  | ---  | EURODRIP SA (CR)              | 1,49          | 1,36 p   | 1,47 5/2/2013               | 1,48       | 1,47      | 1,49      | 1,48       | 1,48      | 3565@1,48    | 1333@1,49    | ---       | 2011 | 16.502    | 9      | 24.373,63          | 66.228,41                   | 1,43     | 1,51      | 1357       |
| 27.503.677    | 0,600         | 0,04          | 0,05   | --- | 13/7/2012           | 18/10/1999 | ---  | EUROPEAN RELIANCE INSUR. (CR) | 1,34          | 12,60 p  | 1,19 5/2/2013               | 1,17       | 1,17      | 1,34      | 1,34       | 1,27      | 946@1,34     | 90@1,38      | 16,60     | 2011 | 64.538    | 107    | 81.909,00          | 36.854,93                   | 0,973    | 1,56      | 8536       |
| 13.673.200    | 0,880         | ---           | ---    | --- | 18/7/2008           | 26/7/2001  | ---  | EVROFARMA SA (CR)             | 0,430         | ---      | 0,430 4/2/2013              | 0,430      | 0,430     | 0,430     | 0,430      | 0,430     | 480@0,326    | 540@0,424    | ---       | 2011 | 50        | 2      | 21,50              | 5.879,48                    | 0,280    | 0,539     | 3577       |
| 106.500.000   | 0,600         | 0,04          | 0,17   | --- | 4/7/2012            | 28/1/2000  | ---  | EYDAP S.A. (CR)               | 6,10          | 1,67 p   | 6,00 5/2/2013               | 5,97       | 5,97      | 6,25      | 6,10       | 6,09      | 55@6,09      | 1968@6,13    | ---       | ---  | 136.573   | 383    | 832.342,60         | 649.650,00                  | 5,34     | 6,47      | 7577       |
| 52.800.154    | 0,300         | ---           | ---    | --- | 16/4/2010           | 21/6/2004  | ---  | F.G. EUROPE S.A. (CR)         | 0,724         | -3,21 s  | 0,748 5/2/2013              | 0,690      | 0,690     | 0,758     | 0,758      | 0,732     | 120@0,757    | 480@0,758    | 9,08      | 2011 | 1.803     | 11     | 1.319,87           | 38.227,31                   | 0,640    | 0,950     | 3722       |
| 10.203.575    | 0,730         | ---           | ---    | --- | 16/7/2007           | 18/10/1999 | ---  | FIERATEX SA (CR)              | 0,150         | ---      | 0,150 5/2/2013              | ---        | ---       | ---       | ---        | ---       | 500@0,155    | 46@0,192     | ---       | 2011 | ---       | ---    | ---                | 1.530,54                    | 0,122    | 0,254     | 3763       |
| 4.181.450     | 0,500         | ---           | ---    | --- | 21/8/2000           | 5/3/2002   | ---  | FLOUR MILLS SARANTOPOULOS S   | 0,792         | ---      | 0,792 31/1/2013             | ---        | ---       | ---       | ---        | ---       | 500@0,800    | ---          | 2,11      | 2011 | ---       | ---    | ---                | 3.311,71                    | 0,700    | 0,869     | 3577       |
| 50.992.322    | 1,00          | ---           | ---    | --- | 21/6/2010           | 16/7/2002  | ---  | FOURLIS (CR)                  | 2,63          | 5,20 p   | 2,50 5/2/2013               | 2,53       | 2,53      | 2,68      | 2,63       | 2,62      | 2000@2,60    | 2218@2,64    | ---       | 2011 | 513.478   | 662    | 1.345.159,59       | 134.109,81                  | 2,00     | 2,82      | 3722       |
| 50.517.252    | 0,300         | ---           | ---    | --- | 7/7/2010            | 7/9/2011   | ---  | FRIGOGLASS SA (CR)            | 5,74          | 1,06 p   | 5,68 5/2/2013               | 5,73       | 5,62      | 5,90      | 5,74       | 5,77      | 95@5,74      | 300@5,79     | ---       | 2011 | 109.202   | 302    | 630.244,33         | 289.969,03                  | 5,06     | 5,95      | 2757       |
| 77.376.446    | 0,340         | ---           | ---    | --- | 23/5/2005           | 18/8/2011  | ---  | G.E. DIMITRIOU (CR)           | 0,097         | ---      | 0,097 5/2/2013              | 0,093      | 0,093     | 0,097     | 0,097      | 0,096     | 109@0,093    | 1000@0,095   | ---       | 2011 | 10.009    | 15     | 958,84             | 7.505,52                    | 0,075    | 0,118     | 3722       |
| 14.076.360    | 0,370         | ---           | ---    | --- | 19/8/2008           | 22/7/2003  | ---  | GALAXIDI S.A. (CR)            | 0,580         | 2,47 p   | 0,566 4/2/2013              | 0,560      | 0,560     | 0,580     | 0,580      | 0,576     | 472@0,580    | 5000@0,610   | 10,32     | 2011 | 6.583     | 10     | 3.792,54           | 8.164,29                    | 0,496    | 0,638     | 3573       |
| 85.882.688    | 0,570         | 0,0048        | ---    | --- | 1/8/2011            | 2/1/2009   | ---  | GEK TERNA (CR)                | 2,49          | 1,22 p   | 2,46 5/2/2013               | 2,46       | 2,46      | 2,57      | 2,49       | 2,51      | 7723@2,48    | 3000@2,50    | ---       | 2011 | 343.560   | 518    | 862.973,17         | 213.847,89                  | 2,02     | 2,80      | 2357       |
| 24.060.000    | 0,300         | ---           | 0,017  | --- | 18/6/2012           | 21/1/2000  | ---  | GEN. COMMERCIAL & IND.SA (CR) | 0,406         | 5,18 p   | 0,386 5/2/2013              | 0,393      | 0,390     | 0,410     | 0,410      | 0,401     | 2000@0,381   | 810@0,410    | 12,89     | 2011 | 7.950     | 16     | 3.190,22           | 9.768,36                    | 0,326    | 0,545     | 2797       |
| 12.700.000    | 4,50          | ---           | ---    | --- | 6/7/2007            | 6/2/2013   | ---  | GIRAKIAN PROFIL SA (CB)       | 2,64          | ---      | 0,264 * 5/2/2013            | ---        | ---       | ---       | ---        | ---       | ---          | ---          | ---       | ---  | ---       | ---    | ---                | 33.528,00                   | 2,20     | 3,33      | 1757       |
| 34.770.982    | 1,54          | ---           | ---    | --- | 6/7/2010            | 27/7/2000  | ---  | GR. SARANTIS SA (CR)          | 4,50          | 1,12 p   | 4,45 5/2/2013               | 4,49       | 4,45      | 4,60      | 4,50       | 4,50      | 120@4,48     | 13391@4,50   | 8,51      | 2011 | 106.544   | 56     | 479.843,60         | 156.469,42                  | 4,12     | 4,67      | 3767       |
| 8.340.750     | 1,20          | ---           | ---    | --- | 25/6/2009           | 30/7/2001  | ---  | HAIDEMENOS SA (CR)            | 0,697         | 5,93 p   | 0,658 4/2/2013              | 0,694      | 0,694     | 0,697     | 0,697      | 0,695     | 50@0,535     | 50@0,692     | ---       | 2011 | 110       | 4      | 76,49              | 5.813,50                    | 0,547    | 0,905     | 2791       |
| 101.279.627   | 0,380         | ---           | ---    | --- | 26/6/2008           | 14/7/2006  | ---  | HALKOR SA (CB)                | 1,15          | 1,77 p   | 1,13 5/2/2013               | 1,15       | 1,15      | 1,19      | 1,15       | 1,17      | 75@1,15      | 2369@1,17    | ---       | 2011 | 163.074   | 205    | 190.605,84         | 116.471,57                  | 0,870    | 1,42      | 1755       |
| 36.748.909    | 0,730         | ---           | ---    | --- | 15/12/2005          | 13/12/2006 | ---  | HEL. SUGAR INDUSTRY SA (CB)   | 1,52          | 1,33 p   | 1,50 5/2/2013               | 1,53       | 1,50      | 1,56      | 1,52       | 1,53      | 1000@1,50    | 579@1,52     | 24,07     | 2012 | 42.037    | 87     | 64.254,56          | 55.858,34                   | 1,36     | 1,74      | 3577       |
| 66.948.210    | 0,300         | ---           | ---    | --- | 14/7/2009           | 31/12/2010 | ---  | HELL. DUTY FREE SHOPS SA (CR) | 13,67         | 1,86 p   | 13,42 5/2/2013              | 13,50      | 13,50     | 13,80     | 13,67      | 13,65     | 906@13,67    | 25@13,77     | ---       | 2011 | 64.374    | 502    | 878.711,90         | 915.182,03                  | 12,60    | 14,40     | 5379       |
| 29.546.360    | 0,710         | ---           | ---    | --- | 20/6/2008           | 23/8/2000  | ---  | HELLENIC CABLES SA (CR)       | 1,98          | 3,66 p   | 1,91 5/2/2013               | 1,95       | 1,95      | 2,05      | 1,97       | 1,99      | 2300@1,97    | 50@1,99      | 49,28     | 2011 | 33.030    | 95     | 65.869,57          | 58.501,79                   | 1,78     | 2,32      | 2733       |
| 65.368.563    | 0,790         | 0,15          | 0,11   | --- | 1/6/2012            | 26/9/2012  | ---  | HELLENIC EXCHANGES (CR)       | 5,40          | 4,25 p   | 5,18 5/2/2013               | 5,19       | 5,19      | 5,44      | 5,40       | 5,37      | 300@5,38     | 950@5,43     | -(6)-     | 2011 | 820.275   | 1.461  | 4.407.883,68       | 352.990,24                  | 4,41     | 5,44      | 8777       |
| 305.635.185   | 2,18          | 0,45          | 0,45   | --- | 17/8/2012           | 1/10/2003  | 4795 | HELLENIC PETROLEUM (CR)       | 8,90          | 1,25 p   | 8,79 5/2/2013               | 8,75       | 8,69      | 8,97      | 8,90       | 8,87      | 50@8,73      | 19027@8,90   | 24,12     | 2011 | 132.703   | 457    | 1.177.326,83       | 2.720.153,15                | 7,40     | 9,04      | 537        |
| 305.732.436   | 0,410         | ---           | ---    | --- | 8/7/2009            | 28/9/2011  | ---  | HYGEIA SA (CR)                | 0,613         | 3,02 p   | 0,595 5/2/2013              | 0,607      | 0,606     | 0,625     | 0,613      | 0,615     | 1564@0,606   | 5000@0,614   | ---       | 2011 | 152.453   | 178    | 93.703,06          | 187.413,98                  | 0,531    | 0,795     | 4533       |
| 53.155.053    | 0,440         | ---           | ---    | --- | 21/7/2010           | 16/7/2008  | ---  | IASO SA (CR)                  | 1,33          | 4,72 p   | 1,27 5/2/2013               | 1,30       | 1,30      | 1,35      | 1,34       | 1,33      | 1100@1,32    | 190@1,34     | 8,41      | 2011 | 16.543    | 49     | 22.037,03          | 70.696,22                   | 1,17     | 1,50      | 4533       |
| 8.298.467     | 0,400         | ---           | ---    | --- | 30/8/1993           | 30/12/2010 | ---  | IDEAL GROUP SA (CR)           | 1,10          | -3,51 s  | 1,14 5/2/2013               | 0,800      | 0,800     | 1,10      | 1,10       | 1,09      | 350@0,871    | 200@1,12     | -(6)-     | 2011 | 3.362     | 9      | 3.646,60           | 9.128,31                    | 0,665    | 1,19      | 9574       |
| 28.580.100    | 0,400         | 0,05          | 0,02   | --- | 20/8/2012           | 23/2/2007  | ---  | IKTINOS HELLAS SA (CR)        | 1,31          | 1,55 p   | 1,29 5/2/2013               | 1,29       | 1,28      | 1,33      | 1,31       | 1,31      | 745@1,28     | 2770@1,30    | 9,58      | 2011 | 3.750     | 26     | 4.894,95           | 37.439,93                   | 1,19     | 1,44      | 2353       |
| 9.000.000     | 0,880         | ---           | ---    | --- | 15/5/2009           | 7/12/2010  | ---  | ILYDA S.A. (CR)               | 0,479         | 8,86 p   | 0,440 4/2/2013              | 0,451      | 0,410     | 0,480     | 0,479      | 0,466     | 558@0,410    | 735@0,479    | 18,89     | 2011 | 1.422     | 9      | 662,36             | 4.311,00                    | 0,369    | 0,650     | 9537       |
| 20.578.374    | 0,620         | 0,03          | ---    | --- | 2/6/2011            | 5/5/1999   | ---  | INFORM P. LYKOS SA (CR)       | 1,55          | 3,33 p   | 1,50 5/2/2013               | 1,51       | 1,50      | 1,56      | 1,55       | 1,54      | 750@1,55     | 122@1,56     | ---       | 2011 | 32.268    | 38     | 49.657,49          | 31.896,48                   | 1,34     | 1,75      | 2791       |
| 11.233.200    | 0,730         | ---           | ---    | --- | 12/7/2010           | 30/7/1999  | ---  | INTERTECH SA (CR)             | 0,488         | 13,22 p  | 0,431 5/2/2013              | 0,420      | 0,420     | 0,490     | 0,478      | 0,466     | 40@0,478     | 50@0,479     | ---       | 2011 | 10.806    | 23     | 5.031,34           | 5.481,80                    | 0,390    | 0,600     | 9572       |

| Number Listed | Nominal Value | Dividends [1] |        |     | Date of Last Coupon |            | Note | Shares                         | Closing price | % change | Previous closing price/date | Open price | Price min | Price max | Last price | Avg price | Last Bid [7] | Last Ask [7] | P/E after  | Year        | Volume | Trades | Transactions Value | Company Mkt Value (thou. €) | Year low     | Year high  | Sector [4] |       |      |
|---------------|---------------|---------------|--------|-----|---------------------|------------|------|--------------------------------|---------------|----------|-----------------------------|------------|-----------|-----------|------------|-----------|--------------|--------------|------------|-------------|--------|--------|--------------------|-----------------------------|--------------|------------|------------|-------|------|
| 34.986.430    | 0,440         | ---           | ---    | --- | 25/7/2008           | 23/2/2010  | ---  | INTERWOOD-XYLEMPORIA (CR)      | 0,160         | ---      | 0,160                       | 28/1/2013  | ---       | ---       | ---        | ---       | 2000@0,168   | ---          | ---        | 2011        | ---    | ---    | ---                | 6.221,57                    | 0,156        | 0,171      | 2353       |       |      |
| 2.566.836     | 0,440         | ---           | ---    | --- | 13/8/2010           | 9/1/2007   | ---  | INTERWOOD-XYLEMPORIA (PR)      | 0,243         | ---      | 0,243                       | 1/2/2013   | ---       | ---       | ---        | ---       | 1000@0,250   | 10@0,315     | ---        | 2011        | ---    | ---    | ---                | 6.221,57                    | 0,236        | 0,243      | 2353       |       |      |
| 23.154.250    | 1,36          | ---           | ---    | --- | 12/8/2008           | 2/8/2010   | ---  | INTRACOM CONSTR. (CR)          | 1,05          | 1,94     | P                           | 1,03       | 5/2/2013  | 1,06      | 1,03       | 1,08      | 1,05         | 1,05         | 3360@1,03  | 600@1,05    | 59,51  | 2011   | 54.072             | 80                          | 56.717,25    | 24.311,96  | 0,960      | 1,22  | 2357 |
| 133.025.996   | 1,41          | ---           | ---    | --- | 3/7/2007            | 7/1/2002   | ---  | INTRACOM HOLDINGS (CR)         | 0,632         | 0,48     | P                           | 0,629      | 5/2/2013  | 0,629     | 0,629      | 0,650     | 0,632        | 0,640        | 960@0,631  | 600@0,635   | ---    | 2011   | 661.275            | 491                         | 423.421,51   | 84.072,43  | 0,557      | 0,754 | 9578 |
| 158.961.721   | 0,300         | 0,0045        | 0,0035 | --- | 18/5/2012           | 14/11/2007 | ---  | INTRALOT (CR)                  | 2,30          | 3,14     | P                           | 2,23       | 5/2/2013  | 2,25      | 2,25       | 2,36      | 2,30         | 2,31         | 3000@2,29  | 18105@2,33  | -(6)-  | 2011   | 1.208.890          | 1.241                       | 2.788.951,92 | 365.611,96 | 1,94       | 2,36  | 5752 |
| 77.654.850    | 0,580         | 0,04          | ---    | --- | 1/7/2011            | 21/2/2003  | ---  | J & P - AVAX SA (CR)           | 1,68          | 5,66     | P                           | 1,59       | 5/2/2013  | 1,63      | 1,62       | 1,70      | 1,68         | 1,67         | 1040@1,66  | 711@1,68    | ---    | 2011   | 69.823             | 118                         | 116.582,20   | 130.460,15 | 1,45       | 1,84  | 2357 |
| 129.962.537   | 1,19          | 0,189         | ---    | --- | 23/12/2010          | 7/9/2012   | ---  | JUMBO SA (CR)                  | 7,27          | 7,70     | P                           | 6,75       | 5/2/2013  | 6,90      | 6,82       | 7,27      | 7,27         | 7,08         | 2000@7,21  | 4663@7,27   | 12,25  | 2012   | 508.532            | 629                         | 3.581.945,81 | 944.827,64 | 5,94       | 7,27  | 3747 |
| 9.742.920     | 0,400         | 0,01          | 0,01   | --- | 13/8/2012           | 14/7/2000  | ---  | KARAMOLEGOS SA (CR)            | 1,50          | ---      | ---                         | 1,50       | 5/2/2013  | 1,56      | 1,50       | 1,56      | 1,50         | 1,50         | 85@1,56    | 645@1,56    | 5,84   | 2011   | 720                | 2                           | 1.081,20     | 14.614,38  | 1,35       | 1,83  | 3577 |
| 14.679.792    | 1,44          | 0,065         | ---    | --- | 3/6/2011            | 4/9/2000   | ---  | KARATZIS SA (CR)               | 3,19          | 3,57     | P                           | 3,08       | 5/2/2013  | 3,08      | 3,04       | 3,20      | 3,20         | 3,12         | 189@3,20   | 400@3,26    | 8,49   | 2011   | 19.688             | 28                          | 61.457,81    | 46.828,54  | 2,55       | 3,20  | 2723 |
| 3.300.689     | 0,350         | ---           | ---    | --- | 1/7/2004            | 21/7/1999  | ---  | KEKROPS SA (CR)                | 2,91          | 0,34     | P                           | 2,90       | 5/2/2013  | 2,90      | 2,82       | 2,96      | 2,89         | 2,87         | 200@2,90   | 100@2,90    | ---    | 2011   | 4.650              | 27                          | 13.354,03    | 9.605,00   | 2,69       | 3,79  | 8633 |
| 7.595.160     | 0,600         | ---           | ---    | --- | 8/8/2008            | 18/8/2010  | ---  | KIRIAKOULIS SHIPPING SA (CR)   | 1,00          | 3,63     | P                           | 0,965      | 5/2/2013  | 1,01      | 0,970      | 1,01      | 1,00         | 0,999        | 1000@0,806 | 67@1,00     | 75,95  | 2011   | 3.400              | 38                          | 3.397,84     | 7.595,16   | 0,681      | 1,49  | 5759 |
| 23.648.700    | 0,330         | 0,05          | ---    | --- | 13/7/2011           | 23/7/2008  | ---  | KLEEMAN HELLAS SA (CR)         | 1,55          | 6,16     | P                           | 1,46       | 5/2/2013  | 1,49      | 1,48       | 1,55      | 1,55         | 1,52         | 2200@1,52  | 1950@1,54   | ---    | 2011   | 23.673             | 75                          | 36.047,85    | 36.655,49  | 1,38       | 1,88  | 2757 |
| 40.219.218    | 0,300         | ---           | ---    | --- | 25/5/2009           | 8/9/2010   | ---  | KLOUKINAS - LAPPAS SA (CR)     | 0,806         | 3,33     | P                           | 0,780      | 5/2/2013  | 0,780     | 0,780      | 0,806     | 0,806        | 0,797        | 400@0,791  | 93@0,806    | ---    | 2011   | 10.930             | 27                          | 8.706,76     | 32.416,69  | 0,679      | 0,929 | 2357 |
| 21.224.340    | 0,420         | ---           | ---    | --- | 2/7/2008            | 25/4/2006  | ---  | KORDELLOS BROS SA (CR)         | 0,320         | 3,56     | P                           | 0,309      | 4/2/2013  | 0,318     | 0,318      | 0,320     | 0,320        | 0,319        | 1000@0,295 | 629@0,320   | ---    | 2011   | 471                | 3                           | 150,12       | 6.791,79   | 0,239      | 0,428 | 1757 |
| 13.450.000    | 0,390         | ---           | ---    | --- | 25/6/2010           | 28/5/2008  | ---  | KORRES (CR)                    | 4,27          | 0,71     | P                           | 4,24       | 5/2/2013  | 4,24      | 4,20       | 4,37      | 4,33         | 4,28         | 150@4,23   | 160@4,34    | ---    | 2011   | 3.449              | 36                          | 14.761,57    | 57.431,50  | 3,69       | 4,87  | 3767 |
| 7.125.216     | 0,650         | ---           | ---    | --- | 1/7/2005            | 14/12/1999 | ---  | KRE.KA SA (CR)                 | 0,441         | -1,12    | S                           | 0,446      | 5/2/2013  | 0,470     | 0,441      | 0,470     | 0,441        | 0,451        | 98@0,441   | 250@0,460   | ---    | 2011   | 2.550              | 7                           | 1.150,36     | 3.142,22   | 0,398      | 0,580 | 3573 |
| 29.480.000    | 0,420         | ---           | ---    | --- | 19/7/2010           | 1/8/2007   | ---  | KRETA FARM SA (CR)             | 0,598         | -0,50    | S                           | 0,601      | 5/2/2013  | 0,615     | 0,598      | 0,635     | 0,598        | 0,619        | 40@0,598   | 800@0,625   | ---    | 2011   | 15.596             | 24                          | 9.655,41     | 17.629,04  | 0,540      | 0,738 | 3577 |
| 33.065.136    | 0,330         | ---           | ---    | --- | 6/7/2009            | 17/9/2012  | ---  | KRI-KRI S.A. (CR)              | 1,87          | 2,19     | P                           | 1,83       | 5/2/2013  | 1,82      | 1,81       | 1,88      | 1,87         | 1,86         | 1050@1,83  | 200@1,88    | 20,67  | 2011   | 16.414             | 39                          | 30.490,02    | 61.831,80  | 1,52       | 2,05  | 3577 |
| 15.804.800    | 0,330         | ---           | ---    | --- | 15/6/2010           | 12/3/2004  | ---  | KTIMA KOSTAS LAZARIDIS SA (CR) | 0,360         | 2,56     | P                           | 0,351      | 4/2/2013  | 0,360     | 0,360      | 0,360     | 0,360        | 0,360        | 160@0,340  | 880@0,360   | ---    | 2011   | 200                | 2                           | 72,00        | 5.689,73   | 0,341      | 0,488 | 3535 |
| 22.945.139    | 1,00          | ---           | ---    | --- | 19/8/2008           | 10/9/2012  | ---  | KYRIAKIDIS MARBLES SA (CR)     | 0,899         | 0,11     | P                           | 0,898      | 5/2/2013  | 0,898     | 0,895      | 0,899     | 0,899        | 0,897        | 200@0,849  | 5055@0,899  | 8,23   | 2011   | 2.200              | 8                           | 1.974,36     | 20.627,68  | 0,841      | 1,04  | 2353 |
| 44.267.700    | 0,300         | ---           | ---    | --- | 30/5/2007           | 18/9/2002  | ---  | LAMDA DEVELOPMENT SA (CR)      | 6,15          | 4,59     | P                           | 5,88       | 5/2/2013  | 5,93      | 5,93       | 6,15      | 6,15         | 6,10         | 638@6,15   | 300@6,18    | ---    | 2011   | 7.853              | 45                          | 47.879,26    | 272.246,36 | 4,06       | 6,48  | 8633 |
| 5.939.268     | 0,620         | ---           | ---    | --- | 10/7/2003           | 3/1/2002   | ---  | LANAKAM SA (CR)                | 0,689         | ---      | ---                         | 0,689      | 5/2/2013  | ---       | ---        | ---       | ---          | ---          | ---        | 98@0,679    | ---    | ---    | ---                | ---                         | 4.092,16     | 0,609      | 0,869      | 3763  |      |
| 7.734.375     | 1,00          | ---           | ---    | --- | 9/7/2007            | 7/1/2011   | ---  | LIVANIS SA (CR)                | 0,350         | ---      | ---                         | 0,350      | 5/2/2013  | ---       | ---        | ---       | ---          | ---          | 240@0,271  | 180@0,329   | ---    | 2011   | ---                | ---                         | ---          | 2.707,03   | 0,239      | 0,363 | 5557 |
| 4.740.000     | 0,860         | ---           | ---    | --- | 14/3/2003           | ---        | ---  | LOGISMOS S.A. (CR)             | 0,584         | -9,88    | S                           | 0,648      | 5/2/2013  | 0,584     | 0,584      | 0,584     | 0,584        | 0,584        | 530@0,584  | 168@0,699   | 67,75  | 2011   | 50                 | 1                           | 29,20        | 2.768,16   | 0,559      | 1,23  | 9533 |
| 15.222.276    | 0,640         | ---           | ---    | --- | 1/6/2010            | 2/8/2011   | ---  | LOULIS MILLS SA (CR)           | 2,34          | -2,50    | S                           | 2,40       | 5/2/2013  | 2,35      | 2,34       | 2,35      | 2,34         | 2,35         | 500@2,34   | 169@2,37    | 9,13   | 2011   | 1.500              | 3                           | 3.520,00     | 35.620,13  | 2,08       | 2,65  | 3577 |
| 770.328.883   | 0,300         | ---           | ---    | --- | 26/4/2007           | 17/4/2012  | ---  | MARFIN INVESTMENT GROUP (CR)   | 0,498         | 1,01     | P                           | 0,493      | 5/2/2013  | 0,493     | 0,492      | 0,513     | 0,498        | 0,502        | 9000@0,497 | 13494@0,500 | ---    | 2011   | 2.820.295          | 1.313                       | 1.416.301,52 | 383.623,78 | 0,440      | 0,564 | 8775 |
| 9.819.370     | 0,670         | ---           | ---    | --- | 14/8/2007           | 9/1/2004   | ---  | MATHIOS REFRACTORY SA (CR)     | 0,400         | 1,27     | P                           | 0,395      | 4/2/2013  | 0,399     | 0,399      | 0,400     | 0,400        | 0,400        | 300@0,331  | 30@0,400    | ---    | 2011   | 1.950              | 2                           | 779,52       | 3.927,75   | 0,307      | 0,510 | 2353 |
| 4.178.856     | 1,58          | 0,22          | ---    | --- | 21/7/2011           | 28/7/2004  | ---  | MEDICON S.A (CR)               | 0,819         | -9,90    | S                           | 0,909      | 1/2/2013  | 0,821     | 0,819      | 0,821     | 0,819        | 0,820        | 98@0,819   | 201@0,899   | ---    | 2011   | 342                | 3                           | 280,40       | 3.422,48   | 0,819      | 1,18  | 4535 |
| 468.700       | 1,0556        | ---           | ---    | --- | 21/3/2012           | 21/5/2004  | ---  | MERMEREN KOMB. A.D. PR. (GDR)  | 5,07          | ---      | ---                         | 5,07       | 1/2/2013  | ---       | ---        | ---       | ---          | ---          | 100@4,62   | 100@4,87    | ---    | 2011   | ---                | ---                         | ---          | 2.376,31   | 4,46       | 5,19  | 1775 |
| 51.950.600    | 0,320         | 0,48          | 0,75   | --- | 10/5/2012           | 21/10/2005 | ---  | METKA (CR)                     | 12,10         | 7,08     | P                           | 11,30      | 5/2/2013  | 11,45     | 11,45      | 12,10     | 12,10        | 11,84        | 38@12,00   | 212@12,10   | 5,69   | 2011   | 112.554            | 554                         | 1.332.419,04 | 628.602,26 | 9,60       | 12,10 | 2757 |
| 10.500.000    | 0,900         | ---           | ---    | --- | 24/6/2008           | 4/7/2012   | ---  | MEVACO SA (CR)                 | 1,41          | -2,76    | S                           | 1,45       | 5/2/2013  | 1,46      | 1,40       | 1,50      | 1,41         | 1,44         | 72@1,41    | 470@1,47    | 11,42  | 2011   | 1.680              | 14                          | 2.426,59     | 14.805,00  | 1,31       | 1,58  | 2757 |
| 12.340.000    | 3,00          | 0,15          | 0,25   | --- | 2/3/2012            | 23/7/2009  | ---  | MIG REAL ESTATE (CR)           | 1,50          | -0,66    | S                           | 1,51       | 5/2/2013  | 1,51      | 1,50       | 1,51      | 1,50         | 1,51         | 100@1,37   | 100@1,63    | ---    | 2011   | 365                | 3                           | 549,65       | 18.510,00  | 1,22       | 1,72  | 8671 |
| 6.200.000     | 0,500         | ---           | ---    | --- | 22/6/2010           | 1/11/1995  | ---  | MINERVA KNITWEAR SA (CB)       | 0,699         | ---      | ---                         | 0,699      | 5/2/2013  | ---       | ---        | ---       | ---          | ---          | ---        | 200@0,640   | ---    | ---    | ---                | ---                         | 4.333,80     | 0,693      | 0,948      | 3763  |      |
| 12.417.000    | 0,370         | ---           | ---    | --- | 28/7/2008           | 6/9/2011   | ---  | MLS MULTIMEDIA SA (CR)         | 2,90          | 0,69     | P                           | 2,88       | 5/2/2013  | 2,88      | 2,86       | 2,92      | 2,90         | 2,89         | 250@2,86   | 777@2,90    | 27,02  | 2011   | 7.360              | 72                          | 21.261,51    | 36.009,30  | 2,60       | 2,97  | 9537 |
| 4.588.137     | 16,00         | ---           | ---    | --- | 30/6/2005           | 17/8/2011  | ---  | MOCHLOS SA (CR)                | 2,31          | -2,12    | S                           | 2,36       | 5/2/2013  | 2,43      | 2,20       | 2,43      | 2,33         | 2,30         | 1@2,29     | 618@2,33    | ---    | 2011   | 4.530              | 45                          | 10.432,05    | 10.598,60  | 1,12       | 2,60  | 2357 |
| 11.700.000    | 0,590         | ---           | ---    | --- | 2/6/2009            | 24/7/2012  | ---  | MOTODYNAMICS S.A. (CR)         | 0,417         | 8,03     | P                           | 0,386      | 5/2/2013  | 0,420     | 0,400      | 0,420     | 0,417        | 0,403        | 300@0,350  | 925@0,416   | ---    | 2011   | 105                | 4                           | 42,29        | 4.878,90   | 0,330      | 0,640 | 5379 |
| 110.782.980   | 0,850         | 0,25          | 0,4    | --- | 2/7/2012            | 5/11/2012  | ---  | MOTOR OIL (CR)                 | 8,65          | 1,53     | P                           | 8,52       | 5/2/2013  | 8,56      | 8,52       | 8,75      | 8,65         | 8,66         | 23970@8,65 | 442@8,70    | 6,80   | 2011   | 128.474            | 593                         | 1.112.988,59 | 958.272,78 | 8,08       | 9,00  | 533  |
| 116.915.862   | 1,07          | ---           | ---    | --- | 11/5/2009           | 6/7/2011   | ---  | MYTILINEOS HOLDINGS (CR)       | 5,43          | 0,93     | P                           | 5,38       | 5/2/2013  | 5,38      | 5,35       | 5,53      | 5,43         | 5,46         | 2400@5,42  | 3245@5,45   | ---    | 2011   | 378.948            | 1.020                       | 2.069.382,88 | 634.853,13 | 4,50       | 5,65  | 1755 |

| Number Listed | Nominal Value | Dividends [1] |          |     | Date of Last Coupon |            | Note | Shares                         | Closing price | % change | Previous closing price/date | Open price | Price min | Price max | Last price | Avg price | Last Bid [7] | Last Ask [7] | P/E after | Year | Volume     | Trades | Transactions Value | Company Mkt Value (thou. €) | Year low | Year high | Sector [4] |
|---------------|---------------|---------------|----------|-----|---------------------|------------|------|--------------------------------|---------------|----------|-----------------------------|------------|-----------|-----------|------------|-----------|--------------|--------------|-----------|------|------------|--------|--------------------|-----------------------------|----------|-----------|------------|
| 8.321.682     | 0,670         | ---           | ---      | --- | 17/8/2007           | 23/11/1999 | ---  | N. LEVEDERIS SA (CB)           | 0,468         | -0,43 s  | 0,470 5/2/2013              | 0,450      | 0,340     | 0,468     | 0,468      | 0,401     | 200@0,412    | 63@0,468     | ---       | 2011 | 5.207      | 24     | 2.085,56           | 5.080,67                    | 0,320    | 0,658     | 1757       |
| 2.160.524     | 0,670         | 0,0435        | 0,0435   | --- | 20/8/2012           | 23/11/1999 | ---  | N. LEVEDERIS SA (PB)           | 0,549         | -1,96 s  | 0,560 5/2/2013              | 0,549      | 0,549     | 0,549     | 0,549      | 0,549     | 1000@0,400   | 600@0,540    | ---       | 2011 | 200        | 1      | 109,80             | 5.080,67                    | 0,321    | 0,798     | 1757       |
| 11.510.102    | 0,890         | ---           | ---      | --- | 24/6/2005           | 6/10/1999  | ---  | NAFPAKTOS TEXTILE IND. SA (CB) | 0,394         | ---      | 0,394 5/2/2013              | ---        | ---       | ---       | ---        | ---       | 500@0,340    | 100@0,360    | ---       | 2011 | ---        | ---    | ---                | 4.534,98                    | 0,270    | 0,500     | 3763       |
| 6.340.000     | 0,600         | ---           | ---      | --- | 30/11/2009          | 12/7/2000  | ---  | NAKAS MUSIC                    | 0,600         | 7,14 p   | 0,560 30/1/2013             | 0,504      | 0,504     | 0,600     | 0,600      | 0,576     | ---          | 10@0,600     | ---       | 2012 | 40         | 4      | 23,04              | 3.804,00                    | 0,373    | 0,600     | 5379       |
| 956.090.482   | 5,00          | ---           | ---      | --- | 16/5/2008           | 21/9/2010  | ---  | NATIONAL BANK (CR)             | 1,13          | 0,89 p   | 1,12 5/2/2013               | 1,13       | 1,12      | 1,18      | 1,13       | 1,15      | 97734@1,13   | 2900@1,14    | ---       | 2011 | 4.762.163  | 2.104  | 5.493.067,35       | 1.080.382,24                | 1,08     | 1,47      | 8355       |
| 23.935.280    | 0,300         | ---           | ---      | --- | 29/6/2009           | 13/6/2000  | ---  | NAYTEMPORIKI PUBLISHING SA(CR) | 0,335         | 9,48 p   | 0,306 5/2/2013              | 0,308      | 0,308     | 0,335     | 0,335      | 0,332     | 960@0,281    | 1000@0,336   | ---       | 2011 | 4.000      | 8      | 1.327,00           | 8.018,32                    | 0,290    | 0,360     | 5557       |
| 27.848.000    | 0,300         | 0,0301        | 0,0132   | --- | 20/8/2012           | 2/9/2003   | ---  | NEWSPHONE HELLAS SA (CR)       | 0,485         | -0,41 s  | 0,487 5/2/2013              | 0,486      | 0,454     | 0,486     | 0,485      | 0,480     | 810@0,457    | 1190@0,484   | 12,41     | 2011 | 630        | 7      | 302,66             | 13.506,28                   | 0,420    | 0,592     | 2791       |
| 6.132.500     | 1,25          | 0,1           | ---      | --- | 24/6/2011           | 19/6/2001  | ---  | NEXANS HELLAS SA (CR)          | 2,75          | -1,08 s  | 2,78 5/2/2013               | 2,70       | 2,70      | 2,75      | 2,75       | 2,70      | 300@2,65     | 490@2,75     | ---       | 2011 | 675        | 3      | 1.823,00           | 16.864,38                   | 2,48     | 3,11      | 2733       |
| 63.683.276    | 1,34          | ---           | ---      | --- | 8/7/2008            | 10/11/2008 | ---  | NIREFS SA (CR)                 | 0,678         | 6,44 p   | 0,637 5/2/2013              | 0,648      | 0,645     | 0,681     | 0,678      | 0,670     | 358@0,677    | 1858@0,678   | 4,46      | 2011 | 182.773    | 246    | 122.377,24         | 43.177,26                   | 0,590    | 0,839     | 3573       |
| 319.000.000   | 0,300         | 1,4177        | 0,72     | --- | 8/6/2012            | 25/4/2001  | ---  | OPAP (CR)                      | 6,80          | -1,02 s  | 6,87 5/2/2013               | 6,95       | 6,80      | 7,06      | 6,80       | 6,94      | 400@6,79     | 20@6,87      | 4,00      | 2011 | 1.193.766  | 1.986  | 8.285.417,22       | 2.169.200,00                | 5,49     | 7,20      | 5752       |
| 490.150.389   | 2,39          | 0,1179        | ---      | --- | 28/6/2011           | 18/6/1998  | ---  | OTE (CR)                       | 6,39          | 2,08 p   | 6,26 5/2/2013               | 6,30       | 6,30      | 6,48      | 6,39       | 6,42      | 1100@6,37    | 31751@6,39   | ---       | 2011 | 1.749.838  | 2.392  | 11.226.197,55      | 3.132.060,99                | 5,19     | 6,82      | 6535       |
| 25.000.000    | 2,00          | 0,02          | 0,01     | --- | 10/8/2012           | 8/8/2003   | ---  | P.P.A. S.A. (CR)               | 18,65         | -1,06 s  | 18,85 5/2/2013              | 18,85      | 18,31     | 19,35     | 18,65      | 18,91     | 149@18,65    | 67@18,84     | 72,11     | 2011 | 14.080     | 165    | 266.552,97         | 466.250,00                  | 16,80    | 20,37     | 2777       |
| 4.971.466     | 1,46          | ---           | ---      | --- | 4/7/2007            | 8/10/2003  | ---  | PAIRIS SA (CR)                 | 0,330         | -4,62 s  | 0,346 5/2/2013              | 0,360      | 0,330     | 0,370     | 0,330      | 0,332     | 2410@0,330   | 240@0,360    | ---       | 2011 | 12.910     | 18     | 4.279,95           | 1.640,58                    | 0,303    | 0,478     | 2723       |
| 3.953.090     | 0,900         | ---           | ---      | --- | 2/7/2001            | 5/12/2012  | ---  | PAPERPACK (CR)                 | 0,844         | 0,12 p   | 0,843 5/2/2013              | 0,852      | 0,800     | 0,852     | 0,845      | 0,833     | 150@0,791    | 250@0,840    | ---       | 2011 | 3.755      | 16     | 3.128,61           | 3.336,41                    | 0,701    | 1,06      | 2723       |
| 50.797.369    | 0,310         | ---           | ---      | --- | 17/8/2000           | 12/10/2010 | ---  | PAPOUTSANIS (CR)               | 0,361         | ---      | 0,361 4/2/2013              | ---        | ---       | ---       | ---        | ---       | 300@0,327    | ---          | ---       | 2011 | ---        | ---    | ---                | 18.337,85                   | 0,361    | 0,592     | 3767       |
| 20.210.127    | 1,53          | ---           | ---      | --- | 27/6/1997           | 20/3/2000  | ---  | PARNASSOS ENTERP. (CR)         | 0,520         | 1,37 p   | 0,513 5/2/2013              | 0,510      | 0,510     | 0,534     | 0,520      | 0,526     | 882@0,514    | 1882@0,520   | ---       | 2011 | 23.270     | 60     | 12.232,21          | 10.509,27                   | 0,460    | 0,698     | 8775       |
| 14.967.940    | 0,500         | ---           | ---      | --- | 21/5/2008           | 4/1/2008   | ---  | PASAL DEVELOPMENT S.A. (CR)    | 0,311         | -5,18 s  | 0,328 5/2/2013              | 0,348      | 0,310     | 0,359     | 0,311      | 0,328     | 762@0,310    | 1000@0,326   | ---       | 2011 | 4.915      | 15     | 1.611,73           | 4.655,03                    | 0,231    | 0,414     | 8633       |
| 7.070.400     | 0,930         | ---           | ---      | --- | 18/5/2010           | 12/5/2011  | ---  | PETROPOULOS PETROS (CR)        | 1,45          | ---      | 1,45 5/2/2013               | 1,45       | 1,45      | 1,45      | 1,45       | 1,45      | 50@1,41      | 890@1,44     | 4,74      | 2011 | 10         | 1      | 14,50              | 10.252,08                   | 1,34     | 1,53      | 2753       |
| 1.143.326.564 | 0,300         | ---           | ---      | --- | 16/5/2008           | 10/1/2011  | ---  | PIRAEUS BANK (CR)              | 0,315         | 6,78 p   | 0,295 5/2/2013              | 0,302      | 0,302     | 0,316     | 0,315      | 0,310     | 2050@0,314   | 64250@0,316  | ---       | 2011 | 11.885.410 | 2.672  | 3.681.220,13       | 360.147,87                  | 0,261    | 0,396     | 8355       |
| 22.080.000    | 0,320         | 0,05          | 0,08     | --- | 22/5/2012           | 3/10/2000  | ---  | PLAISIO COMPUTERS SA (CR)      | 4,49          | 4,42 p   | 4,30 5/2/2013               | 4,49       | 4,49      | 4,49      | 4,49       | 4,49      | 392@4,38     | 3@4,49       | 15,65     | 2011 | 3.003      | 5      | 13.483,47          | 99.139,20                   | 3,65     | 4,78      | 9572       |
| 232.000.000   | 4,60          | 0,79          | ---      | --- | 5/7/2011            | 12/12/2001 | ---  | PPC (CR)                       | 7,39          | 3,36 p   | 7,15 5/2/2013               | 7,18       | 7,18      | 7,54      | 7,39       | 7,41      | 1000@7,36    | 11601@7,40   | ---       | 2011 | 743.068    | 1.798  | 5.503.000,81       | 1.714.480,00                | 5,96     | 8,04      | 7535       |
| 11.812.193    | 0,450         | ---           | ---      | --- | 24/7/2009           | 15/11/2006 | ---  | PROFILE SA (CR)                | 0,890         | -0,78 s  | 0,897 5/2/2013              | 0,905      | 0,884     | 0,910     | 0,890      | 0,899     | 545@0,890    | 1000@0,905   | -(6)-     | 2011 | 16.191     | 26     | 14.549,41          | 10.512,85                   | 0,761    | 0,985     | 9533       |
| 24.319.250    | 0,300         | ---           | ---      | --- | 9/7/2002            | 4/7/2007   | ---  | PROODEFTIKH SA (CR)            | 0,111         | ---      | 0,111 5/2/2013              | 0,108      | 0,108     | 0,111     | 0,111      | 0,110     | 210@0,111    | 1000@0,125   | ---       | ---  | 5.075      | 9      | 560,10             | 2.699,44                    | 0,108    | 0,223     | 2357       |
| 6.836.280     | 1,88          | ---           | ---      | --- | 18/7/2005           | 10/9/2010  | ---  | QUALITY & RELIABILITY SA (CR)  | 0,390         | ---      | 0,390 4/2/2013              | ---        | ---       | ---       | ---        | ---       | 380@0,278    | 640@0,450    | ---       | 2011 | ---        | ---    | ---                | 2.666,15                    | 0,390    | 0,500     | 9533       |
| 48.069.201    | 0,400         | ---           | ---      | --- | 5/9/2008            | 21/6/2012  | ---  | QUEST HOLDINGS (CR)            | 1,24          | -0,80 s  | 1,25 5/2/2013               | 1,25       | 1,21      | 1,27      | 1,26       | 1,25      | 50@1,23      | 840@1,26     | ---       | 2011 | 5.540      | 15     | 6.903,10           | 59.605,81                   | 1,14     | 1,39      | 9533       |
| 57.434.884    | 1,31          | ---           | ---      | --- | 5/6/2008            | 12/6/2009  | ---  | REDS S.A. (CR)                 | 0,732         | 2,95 p   | 0,711 5/2/2013              | 0,710      | 0,710     | 0,775     | 0,720      | 0,742     | 500@0,714    | 1646@0,720   | ---       | 2011 | 6.525      | 17     | 4.838,76           | 42.042,34                   | 0,641    | 0,949     | 8633       |
| 22.280.000    | 0,300         | 0,0329        | ---      | --- | 11/4/2011           | 23/2/2007  | ---  | REVOIL (CR)                    | 0,682         | -2,01 s  | 0,696 5/2/2013              | 0,666      | 0,665     | 0,695     | 0,690      | 0,675     | 2890@0,675   | 250@0,687    | 44,66     | 2011 | 11.092     | 25     | 7.487,56           | 15.194,96                   | 0,640    | 0,910     | 5379       |
| 51.197.862    | 1,00          | ---           | ---      | --- | 28/6/2010           | 25/7/2012  | ---  | S & B IND. MINERALS (CR)       | 5,60          | -0,71 s  | 5,64 5/2/2013               | 5,60       | 5,60      | 5,66      | 5,60       | 5,61      | 614@5,60     | 444@5,61     | ---       | 2011 | 14.885     | 53     | 83.485,49          | 286.708,03                  | 5,290    | 6,08      | 1775       |
| 52.067.296    | 0,300         | ---           | ---      | --- | 23/12/2003          | 24/1/2007  | ---  | SELECTED TEXT. IND. ASSOC (CR) | 0,436         | 0,23 p   | 0,435 5/2/2013              | 0,440      | 0,427     | 0,444     | 0,436      | 0,435     | 901@0,425    | 246@0,434    | ---       | 2012 | 14.744     | 32     | 6.414,65           | 22.701,34                   | 0,401    | 0,524     | 3763       |
| 36.235.184    | 1,00          | ---           | ---      | --- | 17/2008             | 30/7/2012  | ---  | SELONDA AQUACULTURE SA (CR)    | 0,460         | 2,22 p   | 0,450 5/2/2013              | 0,470      | 0,450     | 0,470     | 0,460      | 0,456     | 100@0,451    | 1000@0,463   | ---       | 2011 | 12.980     | 26     | 5.924,19           | 16.668,18                   | 0,415    | 0,600     | 3573       |
| 96.243.908    | 0,410         | ---           | ---      | --- | 26/6/2008           | 17/7/2000  | ---  | SIDENOR (CR)                   | 2,08          | 2,97 p   | 2,02 5/2/2013               | 2,06       | 2,05      | 2,12      | 2,08       | 2,09      | 3200@2,06    | 2108@2,08    | ---       | 2011 | 219.606    | 363    | 458.277,96         | 200.187,33                  | 1,72     | 2,39      | 1757       |
| 6.456.530     | 1,60          | ---           | ---      | --- | 29/6/2001           | 2/8/2010   | ---  | SPACE HELLAS SA (CR)           | 1,80          | ---      | 1,80 4/2/2013               | ---        | ---       | ---       | ---        | ---       | 300@1,30     | 130@1,76     | ---       | 2011 | ---        | ---    | ---                | 11.621,75                   | 1,25     | 1,97      | 9578       |
| 28.438.268    | 0,300         | ---           | ---      | --- | 21/8/2006           | 24/11/1999 | ---  | SPIROY AGRICULTURE SA (CR)     | 0,311         | -2,81 s  | 0,320 5/2/2013              | 0,313      | 0,302     | 0,328     | 0,309      | 0,310     | 1599@0,309   | 449@0,330    | ---       | 2011 | 2.712      | 13     | 841,75             | 8.844,30                    | 0,297    | 0,557     | 1357       |
| 33.125.000    | 5,00          | ---           | ---      | --- | 3/7/2006            | 18/8/2010  | ---  | TECHNICAL OLYMPIC SA (CR)      | 2,23          | 1,36 p   | 2,20 5/2/2013               | 2,18       | 2,18      | 2,36      | 2,25       | 2,27      | 844@2,21     | 279@2,25     | ---       | 2011 | 19.821     | 116    | 45.074,27          | 73.868,75                   | 1,43     | 2,71      | 3728       |
| 109.319.070   | 0,300         | (0,0399)      | (0,0613) | --- | 28/5/2012           | 5/9/2012   | ---  | TERNA ENERGY (CR)              | 3,48          | 2,05 p   | 3,41 5/2/2013               | 3,41       | 3,41      | 3,53      | 3,48       | 3,48      | 750@3,46     | 2000@3,50    | 32,26     | 2011 | 191.126    | 381    | 664.540,78         | 380.430,36                  | 3,03     | 3,73      | 7537       |
| 36.300.000    | 1,12          | 0,114         | 0,188    | --- | 17/8/2012           | 12/12/2007 | ---  | THESSALONIKA WATER & SEWERA    | 6,17          | 1,98 p   | 6,05 5/2/2013               | 6,05       | 6,02      | 6,19      | 6,17       | 6,12      | 200@6,09     | 566@6,17     | 10,90     | 2011 | 15.112     | 84     | 92.445,65          | 223.971,00                  | 5,75     | 6,82      | 7577       |
| 45.949.500    | 0,500         | 0,036         | ---      | --- | 2/5/2011            | 1/11/1999  | ---  | THRACE PLASTICS SA (CR)        | 1,44          | 2,13 p   | 1,41 5/2/2013               | 1,39       | 1,37      | 1,45      | 1,44       | 1,43      | 69@1,44      | 13850@1,45   | ---       | 2011 | 82.785     | 147    | 117.976,31         | 66.167,28                   | 1,24     | 1,56      | 1357       |
| 77.063.568    | 4,00          | 0,0806        | ---      | --- | 24/6/2011           | 25/6/2004  | ---  | TITAN CEMENT (CR)              | 14,34         | 5,44 p   | 13,60 5/2/2013              | 13,60      | 13,60     | 14,35     | 14,34      | 13,99     | 464@14,14    | 2090@14,34   | ---       | 2011 | 82.650     | 511    | 1.156.249,47       | 1.156.636,18                | 12,97    | 15,60     | 2353       |

| Number Listed | Nominal Value | Dividends [1] |     |     | Date of Last Coupon |            | Note | Shares                         | Closing price | % change | Previous closing price/date | Open price | Price min | Price max | Last price | Avg price | Last Bid [7] | Last Ask [7] | P/E after | Year | Volume | Trades | Transactions Value | Company Mkt Value (thou. €) | Year low | Year high | Sector [4] |
|---------------|---------------|---------------|-----|-----|---------------------|------------|------|--------------------------------|---------------|----------|-----------------------------|------------|-----------|-----------|------------|-----------|--------------|--------------|-----------|------|--------|--------|--------------------|-----------------------------|----------|-----------|------------|
| 7.568.960     | 4,00          | 0,1869        | --- | --- | 24/6/2011           | 25/6/2004  | ---  | TITAN CEMENT CO. (PR)          | 6,81          | 3,18 P   | 6,60 5/2/2013               | 6,60       | 6,60      | 6,89      | 6,84       | 6,61      | 45@6,65      | 930@6,80     | ---       | 2011 | 837    | 12     | 5.530,33           | 1.156.636,18                | 6,37     | 7,27      | 2353       |
| 10.080.000    | 3,00          | 0,21          | 0,4 | --- | 18/7/2012           | 27/8/2001  | ---  | TPA SA (CR)                    | 22,00         | 4,76 P   | 21,00 5/2/2013              | 21,00      | 21,00     | 22,00     | 22,00      | 21,49     | 100@21,31    | 61@21,98     | 18,33     | 2011 | 5.035  | 58     | 108.184,35         | 221.760,00                  | 20,00    | 24,48     | 2777       |
| 54.888.240    | 1,13          | 0,1           | 0,1 | --- | 20/4/2012           | 22/3/2006  | ---  | TRASTOR REAL EST. INV. CO.(CR) | 0,752         | 1,76 P   | 0,739 5/2/2013              | 0,747      | 0,733     | 0,757     | 0,756      | 0,751     | 2000@0,751   | 1000@0,755   | ---       | 2011 | 96.780 | 68     | 72.653,74          | 41.275,96                   | 0,624    | 0,757     | 8671       |
| 9.177.094     | 0,300         | ---           | --- | --- | 16/11/1992          | 3/12/2012  | ---  | UNIBIOS (CR)                   | 0,270         | 0,37 P   | 0,269 5/2/2013              | 0,260      | 0,235     | 0,270     | 0,270      | 0,260     | 18@0,265     | 750@0,270    | 82,59     | 2011 | 1.964  | 12     | 509,97             | 2.477,82                    | 0,175    | 0,414     | 2353       |
| 18.810.000    | 0,400         | ---           | --- | --- | 8/7/2010            | 14/11/2007 | ---  | VARVERIS - MODA BAGNO SA (CR)  | 0,327         | 2,51 P   | 0,319 5/2/2013              | 0,327      | 0,327     | 0,327     | 0,327      | 0,327     | 369@0,231    | 500@0,319    | ---       | 2011 | 65     | 3      | 21,26              | 6.150,87                    | 0,280    | 0,410     | 2353       |
| 199.474.091   | 0,300         | ---           | --- | --- | 3/7/2009            | 24/3/2000  | ---  | VIOHALCO (CB)                  | 5,08          | 1,60 P   | 5,00 5/2/2013               | 5,00       | 4,99      | 5,21      | 5,08       | 5,10      | 100@5,07     | 500@5,12     | ---       | 2011 | 86.540 | 439    | 441.693,34         | 1.013.328,38                | 3,98     | 5,21      | 2727       |
| 4.968.600     | 2,88          | ---           | --- | --- | 1/7/1998            | 14/12/1998 | ---  | VIS SA (CR)                    | 0,729         | 8,81 P   | 0,670 5/2/2013              | 0,729      | 0,729     | 0,729     | 0,729      | 0,729     | 78@0,729     | 800@0,780    | ---       | 2011 | 800    | 1      | 583,20             | 3.622,11                    | 0,670    | 0,871     | 2723       |
| 6.325.000     | 0,600         | ---           | --- | --- | 19/7/2010           | 25/7/2012  | ---  | VOGIATZOGLOU SYSTEMS SA (CR)   | 1,00          | ---      | 1,00 4/2/2013               | ---        | ---       | ---       | ---        | ---       | 150@0,941    | 100@1,00     | ---       | 2011 | ---    | ---    | ---                | 6.325,00                    | 0,900    | 1,18      | 2797       |

## Exchange Traded Funds (ETFs)

|           |     |     |     |     |           |     |     |                                |       |         |                |       |       |       |       |       |          |         |     |     |       |    |           |   |      |       |       |
|-----------|-----|-----|-----|-----|-----------|-----|-----|--------------------------------|-------|---------|----------------|-------|-------|-------|-------|-------|----------|---------|-----|-----|-------|----|-----------|---|------|-------|-------|
| 5.745.839 | --- | --- | --- | --- | 24/1/2008 | --- | --- | ALPHA ETF FTSE Athex Large Cap | 3,48  | 2,35 P  | 3,40 5/2/2013  | 3,50  | 3,47  | 3,54  | 3,48  | 3,50  | 500@3,40 | 50@3,56 | --- | --- | 4.396 | 18 | 15.399,18 | - | 3,15 | 3,54  | 11000 |
| 294.878   | --- | --- | --- | --- | 29/6/2009 | --- | --- | NBGM ETF                       | 10,69 | 1,81 P  | 10,50 5/2/2013 | 10,58 | 10,58 | 10,75 | 10,69 | 10,63 | ---      | ---     | --- | --- | 717   | 9  | 7.624,53  | - | 9,50 | 10,75 | 11000 |
| 388.550   | --- | --- | --- | --- | 3/11/2010 | --- | --- | NBGM ETF GREECE & TURKEY 30    | 8,65  | -0,23 S | 8,67 5/2/2013  | 8,51  | 8,51  | 8,65  | 8,65  | 8,51  | ---      | ---     | --- | --- | 6.602 | 3  | 56.183,30 | - | 8,41 | 9,19  | 11000 |

## Low Dispersion

|             |       |        |      |     |           |            |      |                              |        |          |                 |        |        |        |        |        |            |           |       |      |         |     |            |            |        |        |      |
|-------------|-------|--------|------|-----|-----------|------------|------|------------------------------|--------|----------|-----------------|--------|--------|--------|--------|--------|------------|-----------|-------|------|---------|-----|------------|------------|--------|--------|------|
| 14.000.000  | 3,80  | ---    | ---  | --- | 23/4/2010 | 29/6/1999  | 4815 | ALPHA REAL ESTATE SA(CR)     | 6,21   | 0,16 P   | 6,20 5/2/2013   | 6,21   | 6,21   | 6,21   | 6,21   | 6,21   | 320@6,21   | 49@6,95   | 29,57 | 2011 | 180     | 6   | 1.117,80   | 86.940,00  | 6,20   | 6,96   | 8637 |
| 63.900.000  | 3,00  | ---    | ---  | --- | 23/6/2003 | 4/11/2008  | 4816 | ASTIR PALACE SA (CR)         | 4,63   | 4,04 P   | 4,45 5/2/2013   | 4,64   | 4,56   | 4,65   | 4,63   | 4,63   | 110@4,56   | 100@4,64  | ---   | 2011 | 5.150   | 26  | 23.851,00  | 295.857,00 | 3,50   | 4,95   | 5753 |
| 49.152.904  | 0,800 | ---    | ---  | --- | 9/8/2004  | 8/3/2006   | 4814 | ATHENA SA (CR)               | 0,221  | -5,56 S  | 0,234 5/2/2013  | 0,275  | 0,220  | 0,275  | 0,220  | 0,221  | 800@0,193  | 988@0,275 | ---   | 2011 | 1.012   | 3   | 223,30     | 10.862,79  | 0,190  | 0,340  | 2357 |
| 191.660.320 | 0,300 | ---    | ---  | --- | 20/7/2009 | 29/12/2010 | 4817 | ATTICA HOLDINGS (CR)         | 0,394  | -3,90 S  | 0,410 5/2/2013  | 0,400  | 0,380  | 0,400  | 0,380  | 0,394  | 200@0,386  | 1@0,399   | ---   | 2011 | 744     | 6   | 292,80     | 75.514,17  | 0,340  | 0,588  | 5759 |
| 15.300.000  | 0,300 | ---    | ---  | --- | 30/7/2009 | 13/12/1999 | 4893 | ATTICA PUBLICATIONS SA (CR)  | 1,40   | 9,38 P   | 1,28 5/2/2013   | 1,35   | 1,35   | 1,45   | 1,45   | 1,40   | 150@1,20   | 1000@1,40 | -(6)- | 2011 | 100     | 2   | 140,00     | 21.420,00  | 0,680  | 1,45   | 5557 |
| 30.159.583  | 0,470 | ---    | ---  | --- | 26/6/2008 | 29/12/2010 | 4905 | DIAS A/C (CR)                | 0,592  | -20,00 S | 0,740 5/2/2013  | 0,592  | 0,592  | 0,592  | 0,592  | 0,592  | ---        | 100@0,667 | ---   | 2011 | 550     | 5   | 325,60     | 17.854,47  | 2,90   | 0,750  | 3573 |
| 11.720.024  | 0,530 | ---    | ---  | --- | 16/7/2010 | 29/5/2012  | 4942 | FLEXOPACK SA (CR)            | 3,24   | ---      | 3,24 4/2/2013   | 3,24   | 3,24   | 3,24   | 3,24   | 3,24   | 200@3,05   | 300@3,22  | 11,42 | 2011 | 775     | 4   | 2.511,00   | 37.972,88  | 2,90   | 3,58   | 2723 |
| 8.418.750   | 0,300 | ---    | 0,15 | --- | 6/6/2012  | 27/6/2012  | 4828 | GEKE SA (CB)                 | 6,62   | ---      | 6,62 5/2/2013   | 6,62   | 6,62   | 6,62   | 6,62   | 6,62   | 30@6,62    | 40@7,88   | 10,40 | 2011 | 70      | 1   | 463,40     | 55.732,13  | 6,59   | 6,62   | 5753 |
| 17.297.440  | 5,80  | ---    | ---  | --- | 8/3/2002  | 13/9/2012  | ---  | GENIKI BANK (CR)             | 6,51   | -0,15 S  | 6,52 5/2/2013   | 6,51   | 6,51   | 6,51   | 6,51   | 6,51   | 102@6,52   | 153@6,62  | ---   | 2011 | 41      | 9   | 266,91     | 112.606,33 | 6,04   | 6,70   | 8355 |
| 71.082.707  | 1,70  | ---    | ---  | --- | 1/7/2010  | 21/11/2012 | 4820 | HERACLES GEN.CEMENT CO. (CR) | 1,52   | -0,65 S  | 1,53 5/2/2013   | 1,55   | 1,51   | 1,55   | 1,52   | 1,52   | 1014@1,51  | 3800@1,52 | ---   | 2011 | 2.139   | 10  | 3.253,45   | 108.045,71 | 1,27   | 1,80   | 2353 |
| 13.404.440  | 8,63  | ---    | ---  | --- | 2/4/2001  | 6/3/1992   | 4822 | IONIAN HOTELS SA (CR)        | 12,48  | ---      | 12,48 28/1/2013 | ---    | ---    | ---    | ---    | ---    | 300@12,40  | 400@13,00 | ---   | 2011 | ---     | --- | ---        | 167.287,41 | 10,40  | 13,00  | 5753 |
| 2.760.000   | 7,70  | 6,3291 | 7,6  | --- | 30/5/2012 | 16/7/1990  | 4823 | KARELIA TOBACCO CO. SA (CB)  | 119,00 | 0,85 P   | 118,00 5/2/2013 | 119,00 | 119,00 | 119,00 | 119,00 | 119,00 | 6@119,50   | 89@120,00 | 8,71  | 2011 | 441     | 6   | 52.479,00  | 328.440,00 | 110,00 | 120,00 | 3785 |
| 17.000.000  | 0,600 | ---    | ---  | --- | 12/6/2008 | 7/3/2000   | 4941 | KATHIMERINI SA (CR)          | 0,660  | -9,84 S  | 0,732 5/2/2013  | 0,721  | 0,620  | 0,721  | 0,620  | 0,659  | 100@0,620  | 20@0,730  | ---   | 2011 | 3.300   | 7   | 2.176,30   | 11.220,00  | 0,451  | 0,910  | 5557 |
| 21.364.000  | 1,12  | ---    | ---  | --- | 5/7/2010  | 10/8/2005  | 4824 | LAMPASA HOTEL SA (CR)        | 17,84  | 0,79 P   | 17,70 5/2/2013  | 17,80  | 17,80  | 17,90  | 17,90  | 17,84  | 200@15,06  | 221@17,90 | ---   | 2011 | 500     | 7   | 8.920,00   | 381.133,76 | 15,00  | 18,00  | 5753 |
| 6.700.000   | 0,800 | ---    | ---  | --- | 19/7/2010 | 29/8/2012  | 4894 | MILLS KEPENOS (CR)           | 1,60   | ---      | 1,60 5/2/2013   | ---    | ---    | ---    | ---    | ---    | 5250@1,51  | 2500@1,65 | 9,68  | 2011 | 334.900 | 1   | 803.760,00 | 10.720,00  | 1,20   | 1,69   | 3577 |
| 70.926.000  | 2,25  | ---    | ---  | --- | 25/7/2008 | 21/6/2000  | 4825 | MINOAN LINES SA (CR)         | 1,98   | 1,02 P   | 1,96 5/2/2013   | 2,00   | 1,94   | 2,00   | 2,00   | 1,98   | 340@1,94   | 200@1,99  | ---   | 2011 | 3.950   | 12  | 7.807,00   | 140.433,48 | 1,84   | 2,03   | 5759 |
| 17.240.776  | 0,370 | ---    | ---  | --- | 14/7/2005 | 30/9/2003  | 4827 | PERSEUS SA (CR)              | 0,208  | -17,46 S | 0,252 5/2/2013  | 0,202  | 0,202  | 0,235  | 0,235  | 0,208  | 3610@0,202 | 700@0,240 | 3,87  | 2011 | 2.500   | 7   | 521,00     | 3.586,08   | 0,033  | 0,325  | 3577 |
| 7.500.000   | 0,660 | ---    | ---  | --- | 25/6/2010 | 12/1/2012  | 4940 | S.KANAKIS SA (CR)            | 1,30   | 1,56 P   | 1,28 5/2/2013   | 1,30   | 1,30   | 1,30   | 1,30   | 1,30   | 500@1,28   | 729@1,30  | 10,76 | 2011 | 1.000   | 2   | 1.300,00   | 9.750,00   | 1,22   | 1,40   | 3577 |

## Surveillance

|            |       |     |     |     |           |           |      |                         |       |          |                |       |       |       |       |       |            |            |     |      |        |     |          |          |       |       |      |
|------------|-------|-----|-----|-----|-----------|-----------|------|-------------------------|-------|----------|----------------|-------|-------|-------|-------|-------|------------|------------|-----|------|--------|-----|----------|----------|-------|-------|------|
| 33.301.715 | 0,320 | --- | --- | --- | 27/6/2003 | 8/7/2009  | 4412 | AEGEK (CR)              | 0,143 | -5,30 S  | 0,151 5/2/2013 | 0,145 | 0,140 | 0,147 | 0,140 | 0,143 | 6801@0,140 | 517@0,147  | --- | 2011 | 29.496 | 29  | 4.205,21 | 4.762,15 | 0,114 | 0,184 | 2357 |
| 14.870.100 | 0,400 | --- | --- | --- | 15/5/2008 | 26/9/2011 | 4844 | ALPHA GRISSIN S.A. (CR) | 0,217 | -14,90 S | 0,255 1/2/2013 | 0,220 | 0,210 | 0,220 | 0,210 | 0,217 | 780@0,204  | 1125@0,240 | --- | 2011 | 1.500  | 3   | 325,00   | 3.226,81 | 0,202 | 0,328 | 9533 |
| 5.025.000  | 0,300 | --- | --- | --- | 5/7/2005  | 14/3/2002 | 4924 | ALSINCO S.A (CR)        | 0,072 | ---      | 0,072 5/2/2013 | ---   | ---   | ---   | ---   | ---   | 1000@0,073 | 50@0,086   | --- | 2011 | ---    | --- | ---      | 361,80   | 0,059 | 0,185 | 3763 |

| Number Listed | Nominal Value | Dividends [1] |     |     | Date of Last Coupon |            | Note | Shares                         | Closing price | % change | Previous closing price/date | Open price | Price min | Price max | Last price | Avg price | Last Bid [7] | Last Ask [7] | P/E after   | Year  | Volume | Trades  | Transactions Value | Company Mkt Value (thou. €) | Year low  | Year high | Sector [4] |       |      |
|---------------|---------------|---------------|-----|-----|---------------------|------------|------|--------------------------------|---------------|----------|-----------------------------|------------|-----------|-----------|------------|-----------|--------------|--------------|-------------|-------|--------|---------|--------------------|-----------------------------|-----------|-----------|------------|-------|------|
| 215.246.452   | 0,300         | ---           | --- | --- | 25/6/2001           | 24/9/2001  | 4446 | ALTEC SA (CR)                  | 0,044         | -2,22 s  | 0,045                       | 5/2/2013   | 0,043     | 0,043     | 0,045      | 0,045     | 0,044        | 5134@0,045   | 50000@0,046 | ---   | 2011   | 38.461  | 17                 | 1.700,43                    | 9.470,84  | 0,034     | 0,062      | 9533  |      |
| 81.644.555    | 0,300         | ---           | --- | --- | 1/7/2008            | 2/9/2002   | 4630 | ATTI - KAT SA (CR)             | 0,066         | ---      | 0,066                       | 5/2/2013   | 0,069     | 0,060     | 0,069      | 0,060     | 0,066        | 2100@0,060   | 19911@0,065 | ---   | 2011   | 26.000  | 12                 | 1.703,99                    | 5.388,54  | 0,022     | 0,088      | 2357  |      |
| 20.255.805    | 0,300         | ---           | --- | --- | 22/8/2006           | 2/8/2010   | 4881 | AXON HOLDING SA (CR)           | 0,158         | ---      | 0,158                       | 4/2/2013   | ---       | ---       | ---        | ---       | ---          | 400@0,141    | 5338@0,158  | ---   | 2011   | ---     | ---                | ---                         | 3.200,42  | 0,114     | 0,175      | 4533  |      |
| 17.579.754    | 4,16          | ---           | --- | --- | 18/8/2006           | 2/8/2010   | 4885 | BIOTER SA (CR)                 | 0,171         | 11,77 p  | 0,153                       | 5/2/2013   | 0,177     | 0,156     | 0,177      | 0,170     | 0,171        | 500@0,156    | 75@0,170    | ---   | 2011   | 3.075   | 8                  | 525,20                      | 3.006,14  | 0,126     | 0,194      | 2357  |      |
| 12.431.980    | 0,720         | ---           | --- | --- | 20/6/2003           | 10/7/2003  | 4559 | COMPUCON SA (CR)               | 0,092         | ---      | 0,092                       | 5/2/2013   | ---       | ---       | ---        | ---       | ---          | ---          | 580@0,074   | ---   | ---    | 2011    | ---                | ---                         | ---       | 1.143,74  | 0,064      | 0,092 | 9537 |
| 10.375.000    | 0,300         | ---           | --- | --- | 28/5/2008           | 21/11/2013 | 4947 | DOL SA (CR)                    | 0,635         | -0,63 s  | 0,639                       | 5/2/2013   | 0,635     | 0,635     | 0,635      | 0,635     | 0,635        | 98335@0,635  | 202@0,762   | ---   | 2011   | 2.314   | 14                 | 1.469,44                    | 6.588,13  | 0,635     | 0,759      | 5557  |      |
| 3.961.300     | 1,28          | ---           | --- | --- | 29/6/2004           | 3/8/2000   | 4808 | DUROS SA (CR)                  | 0,511         | ---      | 0,511                       | 25/1/2013  | ---       | ---       | ---        | ---       | ---          | ---          | 10@0,510    | ---   | ---    | 2011    | ---                | ---                         | ---       | 2.024,22  | 0,336      | 0,600 | 3763 |
| 7.085.888     | 1,59          | ---           | --- | --- | 2/7/1996            | 6/9/2010   | 4690 | ELVIEMEK (CR)                  | 3,00          | ---      | 3,00                        | 5/2/2013   | ---       | ---       | ---        | ---       | ---          | 100@2,40     | 78@3,30     | ---   | 2011   | ---     | ---                | ---                         | 21.257,66 | 3,00      | 3,58       | 8633  |      |
| 6.000.000     | 0,600         | ---           | --- | --- | 13/6/2008           | 8/4/2004   | 4886 | EUROBROKERS S.A. (CR)          | 0,225         | ---      | 0,225                       | 4/2/2013   | ---       | ---       | ---        | ---       | ---          | 1100@0,190   | 200@0,270   | ---   | 2011   | ---     | ---                | ---                         | 1.350,00  | 0,190     | 0,333      | 8534  |      |
| 7.347.600     | 0,600         | ---           | --- | --- | 2/6/2010            | 25/2/2010  | 4889 | EUROCONSULTANTS S.A. (CR)      | 2,64          | ---      | 2,64                        | 13/12/2012 | ---       | ---       | ---        | ---       | ---          | ---          | 290@2,12    | ---   | ---    | 2011    | ---                | ---                         | ---       | 19.397,66 | 2,64       | 2,64  | 2791 |
| 21.820.410    | 0,800         | ---           | --- | --- | 22/5/2008           | 2/8/2011   | 4882 | EUROMEDICA SA (CR)             | 0,592         | 4,22 p   | 0,568                       | 5/2/2013   | 0,595     | 0,580     | 0,595      | 0,580     | 0,592        | 50@0,455     | 4796@0,580  | ---   | 2011   | 16.003  | 11                 | 9.474,21                    | 12.917,68 | 0,510     | 0,600      | 4533  |      |
| 12.952.610    | 0,300         | ---           | --- | --- | ---                 | 4/10/2012  | 4846 | Forthnet (CR)                  | 0,650         | 0,62 p   | 0,646                       | 5/2/2013   | 0,646     | 0,646     | 0,650      | 0,650     | 0,650        | 300@0,648    | 45@0,649    | ---   | 2011   | 11.951  | 19                 | 7.768,13                    | 8.419,20  | 0,638     | 0,930      | 9535  |      |
| 179.707.771   | 0,300         | ---           | --- | --- | 27/6/2002           | 1/11/2011  | 4847 | HELLAS ONLINE SA (CR)          | 0,483         | 10,02 p  | 0,439                       | 5/2/2013   | 0,450     | 0,441     | 0,522      | 0,522     | 0,483        | 200@0,442    | 1600@0,522  | ---   | 2011   | 1.500   | 4                  | 724,50                      | 86.798,85 | 0,431     | 0,709      | 9537  |      |
| 13.692.227    | 1,47          | ---           | --- | --- | 7/7/2006            | 8/10/1999  | 4845 | HELLENIC FABRICS SA (CR)       | 0,262         | ---      | 0,262                       | 5/2/2013   | ---       | ---       | ---        | ---       | ---          | 150@0,262    | 800@0,306   | ---   | 2011   | ---     | ---                | ---                         | 3.587,36  | 0,260     | 0,354      | 3763  |      |
| 30.390.000    | 0,310         | ---           | --- | --- | 18/8/2008           | 29/12/2006 | 4447 | HELLENIC FISHFARMING SA (CR)   | 0,117         | -2,50 s  | 0,120                       | 5/2/2013   | 0,100     | 0,100     | 0,120      | 0,120     | 0,117        | 2500@0,105   | 1365@0,120  | 13,84 | 2011   | 13.398  | 14                 | 1.567,76                    | 3.555,63  | 0,076     | 0,137      | 3573  |      |
| 23.275.023    | 0,570         | ---           | --- | --- | 2/9/1993            | 30/3/2011  | 4890 | IPPOTOUR SA (CB)               | 0,430         | ---      | 0,430                       | 5/2/2013   | 0,430     | 0,430     | 0,430      | 0,430     | 0,430        | 68765@0,430  | 219@0,490   | ---   | ---    | 948     | 14                 | 407,64                      | 10.008,26 | 0,344     | 0,430      | 3573  |      |
| 1.540.000     | 0,600         | ---           | --- | --- | 8/8/1994            | 19/9/2000  | 4855 | J.BOUTARIS & SON HOLD. (PB)    | 0,129         | -19,88 s | 0,161                       | 29/1/2013  | 0,129     | 0,129     | 0,129      | 0,129     | 0,129        | 450@0,130    | ---         | ---   | 2011   | 20      | 1                  | 2,58                        | 2.036,77  | 0,129     | 0,201      | 3535  |      |
| 25.179.640    | 0,600         | ---           | --- | --- | 8/8/1994            | 19/9/2000  | 4854 | J.BOUTARIS & SON HOLD. SA (CB) | 0,073         | ---      | 0,073                       | 5/2/2013   | 0,073     | 0,071     | 0,073      | 0,073     | 0,073        | 2934@0,071   | 1449@0,080  | ---   | 2011   | 11.459  | 5                  | 833,71                      | 2.036,77  | 0,060     | 0,132      | 3535  |      |
| 51.081.030    | 1,00          | ---           | --- | --- | 20/8/2007           | 3/9/2007   | 4912 | LAVIPHARM SA (CR)              | 0,220         | 5,26 p   | 0,209                       | 5/2/2013   | 0,212     | 0,212     | 0,221      | 0,221     | 0,220        | 1002@0,211   | 177@0,221   | ---   | 2011   | 674     | 2                  | 148,29                      | 11.237,83 | 0,184     | 0,268      | 4577  |      |
| 322.925.288   | 0,300         | ---           | --- | --- | 23/5/2007           | 10/4/2000  | 4554 | M.J. MAILLIS SA (CR)           | 0,140         | 8,53 p   | 0,129                       | 5/2/2013   | 0,135     | 0,135     | 0,140      | 0,140     | 0,140        | 10000@0,138  | 8000@0,145  | ---   | 2011   | 145.200 | 51                 | 20.280,50                   | 45.209,54 | 0,070     | 0,150      | 2723  |      |
| 9.567.289     | 0,300         | ---           | --- | --- | 1/7/2004            | 19/11/2007 | 4944 | MARAC ELECTRONICS (CR)         | 0,350         | -7,90 s  | 0,380                       | 30/1/2013  | 0,350     | 0,350     | 0,350      | 0,350     | 0,350        | ---          | 1000@0,350  | ---   | ---    | 2011    | 1.000              | 1                           | 350,00    | 3.348,55  | 0,330      | 0,409 | 9578 |
| 66.937.526    | 0,700         | ---           | --- | --- | 13/8/2010           | 21/5/2003  | 4927 | MICHANIKI SA (CR)              | 0,268         | 1,52 p   | 0,264                       | 5/2/2013   | 0,268     | 0,266     | 0,268      | 0,266     | 0,268        | 900@0,266    | 6284@0,268  | ---   | 2011   | 33.625  | 19                 | 8.996,30                    | 22.431,89 | 0,250     | 0,370      | 2357  |      |
| 25.968.987    | 0,700         | ---           | --- | --- | 13/8/2010           | 21/5/2003  | 4928 | MICHANIKI SA (PR)              | 0,173         | 2,37 p   | 0,169                       | 5/2/2013   | 0,178     | 0,170     | 0,178      | 0,178     | 0,173        | 160@0,170    | 2772@0,178  | ---   | 2011   | 14.752  | 15                 | 2.549,84                    | 22.431,89 | 0,159     | 0,268      | 2357  |      |
| 255.459.600   | 0,300         | ---           | --- | --- | 26/6/2000           | 3/12/2010  | 4833 | NEL SA (CR)                    | 0,103         | 3,00 p   | 0,100                       | 5/2/2013   | 0,100     | 0,100     | 0,110      | 0,110     | 0,103        | 910@0,101    | 776@0,110   | ---   | 2011   | 5.446   | 10                 | 560,83                      | 26.312,34 | 0,082     | 0,158      | 5759  |      |
| 20.231.328    | 0,900         | ---           | --- | --- | 15/7/2008           | 25/6/2004  | 4879 | NIKAS SA (CR)                  | 0,357         | -18,86 s | 0,440                       | 4/2/2013   | 0,357     | 0,357     | 0,357      | 0,357     | 0,357        | 450@0,357    | 1000@0,440  | ---   | 2011   | 1.000   | 3                  | 357,00                      | 7.222,58  | 0,357     | 0,530      | 3577  |      |
| 42.501.273    | 0,300         | ---           | --- | --- | 26/6/2007           | 10/8/2009  | 4749 | NUTRIART (CR)                  | 0,092         | -19,30 s | 0,114                       | 5/2/2013   | 0,092     | 0,092     | 0,092      | 0,092     | 0,092        | 1511@0,093   | 29667@0,100 | ---   | 2011   | 29.488  | 19                 | 2.712,91                    | 3.910,12  | 0,053     | 0,114      | 3577  |      |
| 14.610.750    | 0,300         | ---           | --- | --- | 17/8/2001           | 3/5/2012   | ---  | OLYMPIC CATERING SA (CR)       | 0,327         | -19,85 s | 0,408                       | 5/2/2013   | 0,327     | 0,327     | 0,327      | 0,327     | 0,327        | 1000@0,350   | ---         | ---   | 2011   | 61      | 1                  | 19,95                       | 4.777,72  | 0,154     | 0,670      | 5757  |      |
| 40.946.303    | 0,360         | ---           | --- | --- | 18/7/2005           | 27/11/2007 | 4856 | PC SYSTEMS SA (CR)             | 0,125         | 4,17 p   | 0,120                       | 5/2/2013   | 0,125     | 0,125     | 0,125      | 0,125     | 0,125        | 980@0,096    | 226@0,125   | ---   | 2011   | 1.800   | 5                  | 225,00                      | 5.118,29  | 0,120     | 0,180      | 9533  |      |
| 18.750.000    | 0,300         | ---           | --- | --- | 2/7/2001            | 31/12/2012 | ---  | PEGASUS PUBLISHING S.A. (CR)   | 0,450         | -10,00 s | 0,500                       | 24/1/2013  | 0,450     | 0,450     | 0,450      | 0,450     | 0,450        | ---          | 182@0,470   | ---   | ---    | 2011    | 20                 | 4                           | 9,00      | 8.437,50  | 0,391      | 0,610 | 5557 |
| 28.056.518    | 0,530         | ---           | --- | --- | 4/7/2007            | 19/7/2006  | 4750 | SATO SA (CR)                   | 0,065         | 3,18 p   | 0,063                       | 5/2/2013   | 0,060     | 0,060     | 0,068      | 0,068     | 0,065        | 2000@0,062   | 5054@0,066  | ---   | 2011   | 22.330  | 12                 | 1.443,86                    | 1.823,67  | 0,025     | 0,094      | 3726  |      |
| 7.914.480     | 2,50          | ---           | --- | --- | 23/6/2008           | 29/6/2011  | 4888 | SFAKIANAKIS SA (CR)            | 0,710         | 9,23 p   | 0,650                       | 4/2/2013   | 0,710     | 0,710     | 0,710      | 0,710     | 0,710        | 2000@0,560   | 1491@0,710  | ---   | 2011   | 20      | 1                  | 14,20                       | 5.619,28  | 0,400     | 0,720      | 5379  |      |
| 60.221.300    | 0,400         | ---           | --- | --- | 1/7/2002            | 1/11/2010  | 4880 | SHELMAN SA (CR)                | 0,190         | ---      | 0,190                       | 23/1/2013  | ---       | ---       | ---        | ---       | ---          | ---          | 1900@0,170  | ---   | ---    | 2011    | ---                | ---                         | ---       | 11.442,05 | 0,190      | 0,280 | 2353 |
| 10.000.000    | 1,35          | ---           | --- | --- | 24/6/2008           | 10/5/2005  | 4887 | SIDMA SA (CR)                  | 0,760         | ---      | 0,760                       | 5/2/2013   | 0,760     | 0,760     | 0,760      | 0,760     | 0,760        | 100@0,711    | 261@0,760   | ---   | 2011   | 439     | 4                  | 333,64                      | 7.600,00  | 0,681     | 0,920      | 1757  |      |
| 29.060.950    | 0,340         | ---           | --- | --- | 20/8/2007           | 24/10/2001 | 4884 | SPIDER METAL INDUSTRY SA (CR)  | 0,072         | -12,20 s | 0,082                       | 5/2/2013   | 0,072     | 0,072     | 0,096      | 0,096     | 0,072        | 1000@0,071   | 80@0,097    | ---   | 2011   | 6.410   | 7                  | 463,44                      | 2.092,39  | 0,066     | 0,097      | 2757  |      |
| 26.262.660    | 0,900         | ---           | --- | --- | 1/7/2008            | 24/2/2011  | 4910 | SPRIDER STORES (CR)            | 0,032         | -8,57 s  | 0,035                       | 5/2/2013   | 0,033     | 0,031     | 0,033      | 0,031     | 0,031        | 5632@0,031   | 14000@0,034 | ---   | 2011   | 4.870   | 8                  | 153,21                      | 840,41    | 0,027     | 0,055      | 5371  |      |
| 6.523.780     | 0,530         | ---           | --- | --- | 1/7/2002            | 6/3/2001   | 4747 | TECHNICAL PUBLICATIONS SA (CR) | 0,098         | ---      | 0,098                       | 5/2/2013   | ---       | ---       | ---        | ---       | ---          | 189@0,080    | ---         | ---   | 2011   | ---     | ---                | ---                         | 639,33    | 0,098     | 0,347      | 5557  |      |
| 50.396.500    | 0,300         | ---           | --- | --- | 16/7/2009           | 17/7/2012  | ---  | TELETIPOS SA (CR)              | 0,330         | ---      | 0,330                       | 5/2/2013   | 0,330     | 0,330     | 0,330      | 0,330     | 0,330        | 1994@0,330   | ---         | ---   | 2011   | 605     | 3                  | 199,65                      | 16.630,85 | 0,198     | 0,600      | 5553  |      |
| 3.229.566     | 0,320         | ---           | --- | --- | 22/6/2005           | 23/9/1999  | 4629 | VARANGIS AVEPE S.A. (CR)       | 0,280         | -2,10 s  | 0,286                       | 5/2/2013   | 0,280     | 0,280     | 0,280      | 0,280     | 0,280        | 370@0,229    | 1027@0,280  | ---   | 2011   | 2.000   | 2                  | 560,00                      | 904,28    | 0,260     | 0,482      | 3726  |      |

| Number Listed | Nominal Value | Dividends [1] |     |     | Date of Last Coupon |           | Note | Shares                       | Closing price | % change | Previous closing price/date | Open price | Price min | Price max | Last price | Avg price | Last Bid [7] | Last Ask [7] | P/E after | Year | Volume | Trades | Transactions Value | Company Mkt Value (thou. €) | Year low | Year high | Sector [4] |
|---------------|---------------|---------------|-----|-----|---------------------|-----------|------|------------------------------|---------------|----------|-----------------------------|------------|-----------|-----------|------------|-----------|--------------|--------------|-----------|------|--------|--------|--------------------|-----------------------------|----------|-----------|------------|
| 10.305.079    | 1,00          | ---           | --- | --- | 25/6/2002           | 3/12/1999 | 4611 | VARVARESSOS SA (CB)          | 0,085         | -3,41 s  | 0,088 5/2/2013              | 0,071      | 0,071     | 0,085     | 0,085      | 0,085     | 300@0,072    | ---          | ---       | 2011 | 1.010  | 2      | 85,71              | 875,93                      | 0,071    | 0,181     | 3763       |
| 71.683.906    | 0,400         | ---           | --- | --- | 15/6/2005           | 5/2/2008  | 4946 | XATZIOANNOU (CR)             | 0,034         | ---      | 0,034 5/2/2013              | 0,034      | 0,034     | 0,034     | 0,034      | 0,034     | 2568@0,034   | 20000@0,035  | ---       | 2011 | 1.099  | 3      | 37,37              | 2.437,25                    | 0,030    | 0,085     | 3763       |
| 13.191.620    | 0,620         | ---           | --- | --- | 4/8/2010            | 9/9/2002  | 4741 | YALCO - CONSTANTINOU SA (CB) | 0,160         | ---      | 0,160 30/1/2013             | ---        | ---       | ---       | ---        | ---       | 200@0,128    | 3@0,155      | ---       | 2011 | ---    | ---    | ---                | 2.110,66                    | 0,120    | 0,204     | 3722       |

## Surveillance

|           |      |        |      |     |           |            |      |                   |      |     |               |      |      |      |      |      |          |         |       |      |     |     |          |          |       |      |      |
|-----------|------|--------|------|-----|-----------|------------|------|-------------------|------|-----|---------------|------|------|------|------|------|----------|---------|-------|------|-----|-----|----------|----------|-------|------|------|
| 365.000   | 2,83 | ---    | ---  | --- | 1/7/2004  | 11/12/2012 | ---  | TRIA ALFA SA (CR) | 1,66 | --- | 1,66 5/2/2013 | ---  | ---  | ---  | ---  | ---  | 120@1,69 | 1@1,99  | ---   | 2011 | --- | --- | ---      | 934,20   | 1,66  | 4,70 | 3763 |
| 245.000   | 2,83 | ---    | ---  | --- | 19/7/2010 | 11/12/2012 | ---  | TRIA ALFA SA (PR) | 1,34 | --- | 1,34 1/2/2013 | ---  | ---  | ---  | ---  | ---  | ---      | 99@1,59 | ---   | 2011 | --- | --- | ---      | 934,20   | 0,501 | 1,34 | 3763 |
| 1.002.280 | 1,90 | 0,2532 | 0,27 | --- | 4/7/2012  | 7/11/1989  | 4878 | ZAMPA SA (CB)     | 4,50 | --- | 4,50 4/2/2013 | 4,50 | 4,50 | 4,50 | 4,50 | 4,50 | 100@4,32 | 10@4,51 | 60,95 | 2011 | 240 | 3   | 1.080,00 | 4.510,26 | 4,20  | 4,62 | 3722 |

## Under Deletion

|               |       |     |     |     |            |            |                             |                                |       |                 |                  |     |     |     |     |     |     |     |     |     |     |     |     |            |       |       |      |
|---------------|-------|-----|-----|-----|------------|------------|-----------------------------|--------------------------------|-------|-----------------|------------------|-----|-----|-----|-----|-----|-----|-----|-----|-----|-----|-----|-----|------------|-------|-------|------|
| 49.030.011    | 0,300 | --- | --- | --- | 19/7/2010  | 12/5/2011  | 4875                        | ALAPIS (CR)                    | 0,041 | ---             | 0,041 30/3/2012  | --- | --- | --- | --- | --- | --- | --- | --- | --- | --- | --- | --- | 2.010,23   | 0,041 | 0,041 | 4577 |
| 5.280.000     | 0,800 | --- | --- | --- | 7/7/2008   | 29/3/2010  | 4561                        | ALTIUS INV. FUND SA (CR)       | 1,07  | ---             | 1,07 28/4/2009   | --- | --- | --- | --- | --- | --- | --- | --- | --- | --- | --- | --- | 5.649,60   | 1,07  | 1,07  | 8985 |
| 73.366.520    | 0,700 | --- | --- | --- | 6/7/2000   | 21/12/2004 | 4418                        | ASPI S PRONIA GEN. INSUR. (CR) | 0,670 | ---             | 0,670 29/7/2008  | --- | --- | --- | --- | --- | --- | --- | --- | --- | --- | --- | --- | 49.155,57  | 0,670 | 0,670 | 8536 |
| 1.750.955.549 | 0,600 | --- | --- | --- | 19/5/2008  | 8/12/2011  | 4911                        | ATE (CR)                       | 0,155 | ---             | 0,155 30/7/2012  | --- | --- | --- | --- | --- | --- | --- | --- | --- | --- | --- | --- | 271.398,11 | 0,155 | 0,155 | 8355 |
| 21.382.067    | 0,300 | --- | --- | --- | 2/10/2006  | 15/2/2006  | 4628                        | ATERMON (CR)                   | 0,120 | ---             | 0,120 31/3/2010  | --- | --- | --- | --- | --- | --- | --- | --- | --- | --- | --- | --- | 2.565,85   | 0,120 | 0,120 | 5555 |
| 28.468.777    | 0,920 | --- | --- | --- | 16/8/2006  | 4/5/2005   | 4733                        | ATLANTIC SA (CR)               | 0,080 | ---             | 0,080 24/3/2011  | --- | --- | --- | --- | --- | --- | --- | --- | --- | --- | --- | --- | 2.277,50   | 0,080 | 0,080 | 5337 |
| 105.423.498   | 0,510 | --- | --- | --- | 1/7/2004   | 28/12/2005 | 4920                        | AVENIR S.A. (CR)               | 0,046 | ---             | 0,046 30/8/2012  | --- | --- | --- | --- | --- | --- | --- | --- | --- | --- | --- | --- | 4.849,48   | 0,046 | 0,046 | 5752 |
| 33.930.000    | 0,300 | --- | --- | --- | 3/7/2006   | 30/5/2001  | 4865                        | BABIS VOVOS SA (CR)            | 0,304 | ---             | 0,304 30/3/2012  | --- | --- | --- | --- | --- | --- | --- | --- | --- | --- | --- | --- | 10.314,72  | 0,304 | 0,304 | 8633 |
| 21.676.536    | 0,640 | --- | --- | --- | 20/8/2008  | 10/12/2007 | 4547                        | BETANET (CR)                   | 0,060 | ---             | 0,060 30/3/2009  | --- | --- | --- | --- | --- | --- | --- | --- | --- | --- | --- | --- | 1.300,59   | 0,060 | 0,060 | 2353 |
| 21.920.570    | 0,300 | --- | --- | --- | 3/7/2007   | 13/12/1999 | 4702                        | CARDASSILARIS SA (CR)          | 0,140 | ---             | 0,140 30/11/2010 | --- | --- | --- | --- | --- | --- | --- | --- | --- | --- | --- | --- | 3.068,88   | 0,140 | 0,140 | 3577 |
| 54.547.634    | 0,500 | --- | --- | --- | 25/4/2005  | 21/1/2009  | 4860                        | CH.TEGOPOULOS PUBL. SA (CR)    | 0,038 | ---             | 0,038 23/3/2012  | --- | --- | --- | --- | --- | --- | --- | --- | --- | --- | --- | --- | 2.072,81   | 0,038 | 0,038 | 5557 |
| 17.894.046    | 0,590 | --- | --- | --- | 1/7/2005   | 6/7/2000   | 4462                        | DIEKAT SA (CR)                 | 0,100 | ---             | 0,100 27/11/2008 | --- | --- | --- | --- | --- | --- | --- | --- | --- | --- | --- | --- | 1.789,40   | 0,100 | 0,100 | 2357 |
| 7.847.611     | 1,20  | --- | --- | --- | 1/8/2007   | 28/9/2011  | 4939                        | EDRASIS - C. PSALLIDAS SA (CR) | 0,150 | ---             | 0,150 19/11/2012 | --- | --- | --- | --- | --- | --- | --- | --- | --- | --- | --- | --- | 1.177,14   | 0,150 | 0,150 | 2357 |
| 5.750.000     | 0,300 | --- | --- | --- | 12/12/2008 | 12/12/2011 | 4929                        | ELECTRONIKI ATHINON SA (CR)    | 0,480 | ---             | 0,480 7/9/2012   | --- | --- | --- | --- | --- | --- | --- | --- | --- | --- | --- | --- | 2.760,00   | 0,480 | 0,480 | 5375 |
| 8.000.000     | 1,00  | --- | --- | --- | 19/7/2000  | 4734       | ELEFTHERI TILEORASI SA (CR) | 0,760                          | ---   | 0,760 28/3/2011 | ---              | --- | --- | --- | --- | --- | --- | --- | --- | --- | --- | --- | --- | 6.080,00   | 0,760 | 0,760 | 5553 |
| 24.605.397    | 0,400 | --- | --- | --- | 29/6/1995  | 27/5/2002  | 4651                        | EMPORIKOS DESMOS SA (CR)       | 0,080 | ---             | 0,080 28/5/2010  | --- | --- | --- | --- | --- | --- | --- | --- | --- | --- | --- | --- | 2.134,04   | 0,080 | 0,080 | 3722 |
| 1.182.903     | 0,400 | --- | --- | --- | 1/7/1996   | 27/5/2002  | 4652                        | EMPORIKOS DESMOS SA (PR)       | 0,140 | ---             | 0,140 28/9/2009  | --- | --- | --- | --- | --- | --- | --- | --- | --- | --- | --- | --- | 2.134,04   | 0,140 | 0,140 | 3722 |
| 8.593.750     | 0,300 | --- | --- | --- | 1/6/2009   | 20/6/2007  | 4876                        | FASHION BOX (CR)               | 1,30  | ---             | 1,30 23/2/2012   | --- | --- | --- | --- | --- | --- | --- | --- | --- | --- | --- | --- | 11.171,88  | 1,30  | 1,30  | 3763 |
| 7.326.648     | 1,00  | --- | --- | --- | 26/7/2006  | 24/7/2001  | 4921                        | FINTEXPOR SA (CR)              | 0,328 | ---             | 0,328 29/6/2012  | --- | --- | --- | --- | --- | --- | --- | --- | --- | --- | --- | --- | 2.403,14   | 0,328 | 0,328 | 3763 |
| 20.860.000    | 0,300 | --- | --- | --- | 3/7/2000   | 13/11/2007 | 4848                        | IKONA - IHOS SA (CR)           | 0,072 | ---             | 0,072 2/12/2011  | --- | --- | --- | --- | --- | --- | --- | --- | --- | --- | --- | --- | 1.501,92   | 0,072 | 0,072 | 5379 |
| 36.765.744    | 0,350 | --- | --- | --- | 16/8/2006  | 6/6/2011   | 4869                        | IMPERIO SA (CR)                | 0,026 | ---             | 0,026 30/3/2012  | --- | --- | --- | --- | --- | --- | --- | --- | --- | --- | --- | --- | 955,91     | 0,026 | 0,026 | 2777 |
| 24.619.524    | 0,500 | --- | --- | --- | 10/10/1986 | 30/12/2002 | 4914                        | KERAMIA-ALLATINI (CR)          | 0,088 | ---             | 0,088 27/8/2012  | --- | --- | --- | --- | --- | --- | --- | --- | --- | --- | --- | --- | 2.166,52   | 0,088 | 0,088 | 8633 |
| 7.840.373     | 1,20  | --- | --- | --- | 18/7/2002  | 5/3/2003   | 4765                        | KLONATEX SA (PR)               | 0,080 | ---             | 0,080 9/5/2011   | --- | --- | --- | --- | --- | --- | --- | --- | --- | --- | --- | --- | 1.453,75   | 0,080 | 0,080 | 3763 |
| 20.663.047    | 1,20  | --- | --- | --- | 21/8/2000  | 5/3/2003   | 4764                        | KLONATEX SA (CR)               | 0,040 | ---             | 0,040 9/5/2011   | --- | --- | --- | --- | --- | --- | --- | --- | --- | --- | --- | --- | 1.453,75   | 0,040 | 0,040 | 3763 |
| 17.544.600    | 0,600 | --- | --- | --- | 3/7/2000   | 1/8/2000   | 4868                        | KOYMBAS SYNERGY GROUP (CR)     | 0,132 | ---             | 0,132 29/3/2012  | --- | --- | --- | --- | --- | --- | --- | --- | --- | --- | --- | --- | 2.315,89   | 0,132 | 0,132 | 8775 |
| 16.775.600    | 3,25  | --- | --- | --- | 17/6/2002  | 21/1/2009  | 4416                        | LAN-NET (CR)                   | 0,120 | ---             | 0,120 30/6/2008  | --- | --- | --- | --- | --- | --- | --- | --- | --- | --- | --- | --- | 2.013,07   | 0,120 | 0,120 | 6535 |
| 15.015.000    | 1,60  | --- | --- | --- | 1/7/2002   | 2/2/2000   | 4603                        | MAXIM C.M. PERTSINIDIS SA (CB) | 0,100 | ---             | 0,100 30/11/2009 | --- | --- | --- | --- | --- | --- | --- | --- | --- | --- | --- | --- | 1.501,50   | 0,100 | 0,100 | 3763 |
| 22.000.000    | 0,440 | --- | --- | --- | 3/7/2006   | 16/3/2001  | 4463                        | MESOCHORITI BROS SA (CR)       | 0,120 | ---             | 0,120 27/11/2008 | --- | --- | --- | --- | --- | --- | --- | --- | --- | --- | --- | --- | 2.640,00   | 0,120 | 0,120 | 2357 |



| Number of Listed        | Nominal Value | Dividends [1] |     |     | Date of Last Coupon |            | Note                        | Shares                    | Closing price | % change        | Previous closing price/date | Open price | Price min | Price max | Last price | Avg price | Last Bid | Last Ask [7] | P/E after | Year | Volume | Trades | Transactions Value | Company Mkt Value (thou. €) | Year low | Year high | Sector [4] |
|-------------------------|---------------|---------------|-----|-----|---------------------|------------|-----------------------------|---------------------------|---------------|-----------------|-----------------------------|------------|-----------|-----------|------------|-----------|----------|--------------|-----------|------|--------|--------|--------------------|-----------------------------|----------|-----------|------------|
| <b>Under Suspension</b> |               |               |     |     |                     |            |                             |                           |               |                 |                             |            |           |           |            |           |          |              |           |      |        |        |                    |                             |          |           |            |
| 13.555.100              | 1,00          | ---           | --- | --- | 8/7/2005            | 4576       | MICROLAND COMPUTERS SA (CR) | 0,640                     | ---           | 0,640 14/7/2009 | ---                         | ---        | ---       | ---       | ---        | ---       | ---      | ---          | ---       | ---  | ---    | ---    | ---                | 8.675,26                    | 0,640    | 0,640     | 5379       |
| 23.463.874              | 0,800         | ---           | --- | --- | 23/5/2003           | 21/12/1999 | 4918                        | NEORION SA (CR)           | 0,125         | ---             | 0,125 28/8/2012             | ---        | ---       | ---       | ---        | ---       | ---      | ---          | ---       | ---  | ---    | ---    | ---                | 2.932,98                    | 0,125    | 0,125     | 2753       |
| 25.583.146              | 0,300         | ---           | --- | --- | 25/6/2001           | 3/12/2008  | 4723                        | PETZETAKIS SA (CR)        | 0,260         | ---             | 0,260 28/1/2011             | ---        | ---       | ---       | ---        | ---       | ---      | ---          | ---       | ---  | ---    | ---    | ---                | 6.651,62                    | 0,260    | 0,260     | 1357       |
| 9.550.386               | 0,500         | ---           | --- | --- | 1/7/1997            | 12/6/2008  | 4626                        | PRAXITELIO SA (CR)        | 0,390         | ---             | 0,390 11/3/2010             | ---        | ---       | ---       | ---        | ---       | ---      | ---          | ---       | ---  | ---    | ---    | ---                | 4.430,09                    | 0,390    | 0,390     | 4533       |
| 1.306.368               | 0,500         | ---           | --- | --- | 1/7/1997            | 12/6/2008  | 4627                        | PRAXITELIO SA (PR)        | 0,540         | ---             | 0,540 15/12/2009            | ---        | ---       | ---       | ---        | ---       | ---      | ---          | ---       | ---  | ---    | ---    | ---                | 4.430,09                    | 0,540    | 0,540     | 4533       |
| 62.683.822              | 0,300         | ---           | --- | --- | 27/5/2008           | 9/1/2006   | 4830                        | PROTON BANK S.A. (CR)     | 0,180         | ---             | 0,180 7/10/2011             | ---        | ---       | ---       | ---        | ---       | ---      | ---          | ---       | ---  | ---    | ---    | ---                | 11.283,09                   | 0,180    | 0,180     | 8355       |
| 23.059.688              | 0,660         | ---           | --- | --- | 3/7/2008            | 6/8/2004   | 4864                        | RIDENCO SA (CR)           | 0,032         | ---             | 0,032 30/3/2012             | ---        | ---       | ---       | ---        | ---       | ---      | ---          | ---       | ---  | ---    | ---    | ---                | 737,91                      | 0,032    | 0,032     | 3765       |
| 51.083.993              | 1,00          | ---           | --- | --- | 15/7/2008           | 6/8/2003   | 4867                        | SANYO HELLAS HOLD. (CR)   | 0,020         | ---             | 0,020 30/3/2012             | ---        | ---       | ---       | ---        | ---       | ---      | ---          | ---       | ---  | ---    | ---    | ---                | 1.021,68                    | 0,020    | 0,020     | 3722       |
| 51.334.286              | 0,320         | ---           | --- | --- | 3/7/2000            | 18/12/2007 | 4548                        | SAOS (CR)                 | 0,780         | ---             | 0,780 27/3/2009             | ---        | ---       | ---       | ---        | ---       | ---      | ---          | ---       | ---  | ---    | ---    | ---                | 40.040,74                   | 0,780    | 0,780     | 2773       |
| 26.408.040              | 0,300         | ---           | --- | --- | 1/7/1997            | 26/5/1999  | 4464                        | SHEET STEEL SA (CR)       | 0,120         | ---             | 0,120 28/11/2008            | ---        | ---       | ---       | ---        | ---       | ---      | ---          | ---       | ---  | ---    | ---    | ---                | 3.168,96                    | 0,120    | 0,120     | 1757       |
| 144.688.060             | 0,600         | ---           | --- | --- | 21/4/2008           | 10/3/2010  | ---                         | T BANK (CR)               | 0,048         | ---             | 0,048 30/11/2011            | ---        | ---       | ---       | ---        | ---       | ---      | ---          | ---       | ---  | ---    | ---    | ---                | 6.945,03                    | 0,048    | 0,048     | 8355       |
| 13.920.000              | 0,320         | ---           | --- | --- | 19/11/2001          | 1/8/2000   | 4726                        | TEXAPRET SA (CR)          | 0,080         | ---             | 0,080 23/2/2011             | ---        | ---       | ---       | ---        | ---       | ---      | ---          | ---       | ---  | ---    | ---    | ---                | 1.113,60                    | 0,080    | 0,080     | 3763       |
| 284.465.964             | 3,70          | ---           | --- | --- | 20/6/2008           | 15/6/2009  | 4913                        | TT HELLENIC POSTBANK (CR) | 0,168         | ---             | 0,168 30/8/2012             | ---        | ---       | ---       | ---        | ---       | ---      | ---          | ---       | ---  | ---    | ---    | ---                | 47.790,28                   | 0,168    | 0,168     | 8355       |
| 89.616.200              | 0,300         | ---           | --- | --- | 21/8/2000           | 28/6/2007  | 4616                        | UNITED TEXTILES (CR)      | 0,050         | ---             | 0,050 25/2/2010             | ---        | ---       | ---       | ---        | ---       | ---      | ---          | ---       | ---  | ---    | ---    | ---                | 4.480,81                    | 0,050    | 0,050     | 3763       |

## Shares' Notes

| Code | Note text   |
|------|---|
| ( )  | - Adjusted dividends.   |
| *    | - Last adjusted closing price.  |
| [1]  | - Net dividends.  |
| [2]  | - The "Date of Last Coupon" for New listings refers to the date company's stocks started to trade in Athex  |
| [3]  | - The Company Market Value is referred to the number of listed shares   |
| [4]  | - Sectors codification can be found in Appendix A   |
| [5]  | - The Market Value refers to the total number of shares listed (including their several classes) in the exchange by the company.  |
| [6]  | - P/E greater than 100  |
| [7]  | - Last view of the Order Book before the end of the trading session   |
| 4412 | - Transfer to the Under Supervision Category as of 27/6/2008.   |
| 4416 | - Suspension of trading as of 1/7/2008.   |
| 4418 | - Suspension of trading as of 30/07/2008.   |
| 4446 | - Transfer to the "Under Supervision" Category as of 20/10/2008.  |
| 4447 | - Transfer to the "Under Supervision" Category as of 21/10/2008.  |
| 4462 | - Suspension of trading as of 28/11/2008.   |
| 4463 | - Suspension of trading as of 28/11/2008.   |
| 4464 | - Suspension of trading as of 1/12/2008.␣   |
| 4547 | - Suspension of trading as of 31/3/2009.  |
| 4548 | - Suspension of trading as of 1/4/2009.   |
| 4554 | - Transfer to the "Under Supervision" Category as of 6/4/2009.  |
| 4559 | - Transfer to the "Under Supervision" Category as of 21/4/2009.␣  |
| 4561 | - Suspension of trading as of 29/4/2009.␣   |
| 4576 | - Suspension of trading as of 14/7/2009.  |
| 4603 | - Suspension of trading as of 1/12/2009.  |
| 4611 | - Transfer to the Under Supervision Category as of 21/12/2009.  |
| 4616 | - Suspension of trading as of 25/2/2010.  |
| 4626 | - Suspension of trading as of 1/4/2010.   |
| 4627 | - Suspension of trading as of 1/4/2010.   |
| 4628 | - Suspension of trading as of 1/4/2010.   |
| 4629 | - Transfer to the Under Supervision Category as of 12/4/2010.   |
| 4630 | - Transfer to the Under Supervision Category as of 12/4/2010.   |
| 4651 | - Suspension of trading as of 1/6/2010.   |
| 4652 | - Suspension of trading as of 1/6/2010.   |
| 4690 | - Transfer to Surveillance category as of 4/4/2006.   |
| 4702 | - Suspension of trading as of 1/12/2010.␣   |
| 4723 | - Suspension of trading as of 31/1/2011.␣   |
| 4726 | - Suspension of trading as of 1/3/2011.␣  |
| 4733 | - Suspension of trading as of 28/3/2011.␣   |
| 4734 | - Suspension of trading as of 30/3/2011.␣   |
| 4741 | - Transfer to the "Under Surveillance Category" from 8/4/2011.  |
| 4747 | - Transfer to the "Under Surveillance Category" from 8/4/2011.  |
| 4749 | - Transfer to the "Under Surveillance Category" from 8/4/2011.  |
| 4750 | - Transfer to the "Under Surveillance Category" from 8/4/2011.  |
| 4764 | - Suspension of trading as of 20/5/2011.  |
| 4765 | - Suspension of trading as of 20/5/2011.  |
| 4795 | - The final gross (pre-tax) dividend is € 0.30 per share and subject to withholding tax on the full dividend amount, i.e. 0,45 per share, for those shareholders liable to withholding tax, in accordance with the applicable tax law provisions. ␣ |
| 4808 | - Suspension of trading as of 6/9/2011.␣  |
| 4814 | - Transfer to the Low Dispersion Category as of 30/5/2011.  |
| 4815 | - Transfer to the Low Dispersion Category as of 30/5/2011.  |
| 4816 | - Transfer to the Low Dispersion Category as of 30/5/2011.  |
| 4817 | - Transfer to the Low Dispersion Category as of 30/5/2011.  |

## Shares' Notes

| Code | Note text   |
|------|---|
| 4820 | - Transfer to the Low Dispersion category as of 18/4/2008.  |
| 4822 | - Transfer to the Low Dispersion category as of 30/5/2011.  |
| 4823 | - Transfer to the Low Dispersion category as of 4/4/2006.   |
| 4824 | - Transfer to the Low Dispersion category as of 18/4/2008.  |
| 4825 | - Transfer to the Low Dispersion category as of 8/4/2011.   |
| 4827 | - Transfer to the Low Dispersion category as of 5/5/2010.   |
| 4828 | - Transfer to the Low Dispersion category as of 4/4/2006.   |
| 4830 | - Suspension of trading as of 10/10/2011.   |
| 4833 | - Transfer to Surveillance category from 6/5/2010.  |
| 4844 | - Transfer to the Surveillance category from 8/4/2011.  |
| 4845 | - Transfer to the Surveillance Category as of 25/11/2011.   |
| 4846 | - Transfer to the Surveillance Category as of 25/11/2011.   |
| 4847 | - Transfer to the Surveillance Category as of 3/7/2009.   |
| 4848 | - Suspension of trading as of 6/12/2011.  |
| 4854 | - Transfer to the Surveillance Category as of 29/12/2011.   |
| 4855 | - Transfer to the Surveillance Category as of 29/12/2011.   |
| 4856 | - Transfer to the Surveillance Category as of 29/12/2011.   |
| 4857 | - The 793,906,274 new (CR) shares, resulting from the recent share capital increase through a rights issue, are not yet admitted to trading on the ATHEX. |
| 4860 | - Suspension of trading as of 30/3/2012.  |
| 4864 | - Suspension of trading as of 30/3/2012.  |
| 4865 | - Suspension of trading as of 2/4/2012.   |
| 4867 | - Suspension of trading as of 2/4/2012.   |
| 4868 | - Suspension of trading as of 2/4/2012.   |
| 4869 | - Suspension of trading as of 2/4/2012.   |
| 4875 | - Suspension of trading as of 2/4/2012.   |
| 4876 | - Suspension of trading as of 3/4/2012.   |
| 4878 | - Transfer to the Under Deletion Category as of 10/4/2012.  |
| 4879 | - Transfer to the Surveillance Category as of 10/4/2012.  |
| 4880 | - Transfer to the Surveillance Category as of 10/4/2012.  |
| 4881 | - Transfer to the Surveillance Category as of 10/4/2012.  |
| 4882 | - Transfer to the Surveillance Category as of 10/4/2012.  |
| 4884 | - Transfer to the Surveillance Category as of 10/4/2012.  |
| 4885 | - Transfer to the Surveillance Category as of 10/4/2012.  |
| 4886 | - Transfer to the Surveillance Category as of 10/4/2012.  |
| 4887 | - Transfer to the Surveillance Category as of 10/4/2012.  |
| 4888 | - Transfer to the Surveillance Category as of 10/4/2012.  |
| 4889 | - Transfer to the Surveillance Category as of 10/4/2012.  |
| 4890 | - Transfer to Surveillance category as of 4/4/2006.   |
| 4893 | - Transfer to the Low Dispersion category as of 28/5/2012.  |
| 4894 | - Transfer to the Low Dispersion category as of 28/5/2012.  |
| 4905 | - Transfer to the "Low Dispersion" Category as of 22/6/2012.  |
| 4910 | - Transfer to the Surveillance Category as of 24/7/2012.  |
| 4911 | - Lift of suspension from 30/7/2012.  |
| 4912 | - Transfer to the Surveillance Category as of 31/7/2012.  |
| 4913 | - Suspension of trading as of 30/8/2012.  |
| 4914 | - Suspension of trading as of 31/8/2012.  |
| 4918 | - Suspension of trading as of 31/8/2012.  |
| 4920 | - Suspension of trading as of 31/8/2012.  |
| 4921 | - Suspension of trading as of 31/8/2012.  |
| 4924 | - Transfer to the Surveillance Category as of 3/9/2012.   |
| 4927 | - Transfer to the "Under Surveillance Category" from 8/4/2011.  |
| 4928 | - Transfer to the "Under Surveillance Category" from 8/4/2011.  |
| 4929 | - Suspension of trading as of 1/10/2012.  |

---

## Shares' Notes

---

| Code | Note text  |
|------|--|
| 4939 | - Suspension of trading as of 30/11/2012.  |
| 4940 | - Transfer to the Low Dispersion category as of 3/12/2012.   |
| 4941 | - Transfer to the Low Dispersion category as of 3/12/2012.   |
| 4942 | - Transfer to the Low Dispersion category as of 3/12/2012.   |
| 4944 | - Transfer to the Surveillance Category as of 7/12/2012.   |
| 4946 | - Transfer to the Surveillance Category as of 10/1/2013.   |
| 4947 | - The 23,343,750 new (CR) shares, resulting from the recent share capital increase through a rights issue, are not yet admitted to trading on the ATHEX. |

Shares Blocks Details

| Stocks                  | Block Volume | Price | Block Trade Value | Time of approval | Note |
|-------------------------|--------------|-------|-------------------|------------------|------|
| JUMBO SA (CR)           | 37.190       | 6,92  | 257.354,80        | 10:54:18         | 20   |
| JUMBO SA (CR)           | 50.000       | 6,92  | 346.000,00        | 11:02:03         | 20   |
| JUMBO SA (CR)           | 36.130       | 6,92  | 250.019,60        | 11:07:57         | 20   |
| COCA - COLA HBC (CR)    | 18.380       | 19,75 | 363.005,00        | 12:29:43         | 20   |
| JUMBO SA (CR)           | 124.672      | 7,10  | 885.171,20        | 14:48:46         | 20   |
| P.P.A. S.A. (CR)        | 457          | 19,65 | 8.980,05          | 15:15:47         | 18   |
| OPAP (CR)               | 4            | 7,16  | 28,64             | 15:16:30         | 18   |
| HELLENIC EXCHANGES (CR) | 100.000      | 5,42  | 542.000,00        | 16:49:18         | 20   |
| MILLS KEPENOS (CR)      | 334.900      | 2,40  | 803.760,00        | 16:53:20         | 20   |

Blocks Notes

|   |                               |
|---|-------------------------------|
| 2 - SPOT 1 or SPOT 2 Packet                           | 11 - Total Assets > 500 bil   |
| 3 - Block with Short Selling                          | 12 - Sell Offer through Athex |
| 4 - Buy to Close Block                                | 13 - Forced Sale of NMOE      |
| 6 - Simultaneous Constitution                         | 14 - Restoration Packet       |
| 7 - Repurchase Agreement                              | 15 - Market Maker Packet      |
| 8 - Dispersion's Achievement (Not Listed)             | 16 - Short Selling            |
| 9 - Dispersion's Achievement (Listed)                 | 18 - SPOT 1 Packet            |
| 10 - Share Capital Majority of Greek State (> 50 bil) | 20 - Method 6-1 Packet        |

## Shares Rights Details

| Occured date | Exercise from | Exercise until | Trading until | Rights                    | Price min | Price max | Closing price | Last Bid | Last Ask | Volume | Trades | Transactions Value |
|--------------|---------------|----------------|---------------|---------------------------|-----------|-----------|---------------|----------|----------|--------|--------|--------------------|
| 21/1/2013    | 25/1/2013     | 8/2/2013       | 4/2/2013      | LAMBRAKIS PRESS S.A. (CR) | ---       | ---       | ---           | ---      | ---      | ---    | ---    | ---                |

---

**Shares Short Selling**

---

| Stocks | Transactions<br>Value | Transactions<br>Volume | % of Total<br>Volume | Short Covering<br>Trans. Value | Short Covering<br>Volume | % of Total<br>Volume |
|--------|-----------------------|------------------------|----------------------|--------------------------------|--------------------------|----------------------|
|--------|-----------------------|------------------------|----------------------|--------------------------------|--------------------------|----------------------|

---

No Short Sales Transactions.

---

---

**Short Selling Notes**

---

[1] - The Hellenic Capital Markets Commission (HCMC) has decided to prohibit the short selling only in relation to shares of credit institutions admitted to trading on the Athens Exchange and comprising the FTSE/ATHEX - CSE Banking Index, for a period of three(3) months and more specifically from February1, 2013 until April 30, 2013.

## Stock Borrowing

| Stocks                        | Stock Borrowing<br>through Helex (volume) | Stock Borrowing<br>through OTC (volume) [1] | Totals [2] |
|-------------------------------|---|---|------------|
| ALAPIS (CR)                   | ---                                       | 6.250                                       | 6.250      |
| ALPHA BANK (CR)               | 736.500                                   | 1.033.450                                   | 1.769.950  |
| ATE (CR)                      | ---                                       | 40.260                                      | 40.260     |
| BANK OF CYPRUS (CR)           | 224.500                                   | ---   | 224.500    |
| COCA - COLA HBC (CR)          | 22.900                                    | 14.774                                      | 37.674     |
| CYPRUS POPULAR BANK (CR)      | 35.000                                    | 447.328                                     | 482.328    |
| ELLAKTOR (CR)                 | 3.500                                     | ---   | 3.500      |
| EUROBANK ERGASIAS (CR)        | 425.200                                   | 488.449                                     | 913.649    |
| EUROBANK PROPERTIES REIC (CR) | ---                                       | 21.856                                      | 21.856     |
| EYDAP S.A. (CR)               | 500                                       | ---   | 500        |
| HELL. DUTY FREE SHOPS SA (CR) | 700                                       | ---   | 700        |
| HELLENIC EXCHANGES (CR)       | 7.000                                     | 8.000                                       | 15.000     |
| HELLENIC PETROLEUM (CR)       | 21.800                                    | 248   | 22.048     |
| INTRALOT (CR)                 | 4.000                                     | ---   | 4.000      |
| J & P - AVAX SA (CR)          | 3.000                                     | ---   | 3.000      |
| JUMBO SA (CR)                 | 4.500                                     | ---   | 4.500      |
| LAMDA DEVELOPMENT SA (CR)     | ---                                       | 10.377                                      | 10.377     |
| MARFIN INVESTMENT GROUP (CR)  | 144.500                                   | 889.854                                     | 1.034.354  |
| METKA (CR)                    | 10.400                                    | ---   | 10.400     |
| MOTOR OIL (CR)                | 3.600                                     | ---   | 3.600      |
| MYTILINEOS HOLDINGS (CR)      | 21.400                                    | 20.664                                      | 42.064     |
| NATIONAL BANK (CR)            | 6.840.000                                 | 132.506                                     | 6.972.506  |
| NBGAM ETF                     | 29.500                                    | ---   | 29.500     |
| NBGAM ETF GREECE & TURKEY 30  | 5.500                                     | ---   | 5.500      |
| OPAP (CR)                     | 56.200                                    | 401   | 56.601     |
| OTE (CR)                      | 88.100                                    | 1.500                                       | 89.600     |
| PIRAEUS BANK (CR)             | 435.100                                   | 420.860                                     | 855.960    |
| PPC (CR)                      | 41.400                                    | ---   | 41.400     |
| TERNA ENERGY (CR)             | 2.000                                     | ---   | 2.000      |
| TITAN CEMENT (CR)             | 9.200                                     | 54  | 9.254      |
| VIOHALCO (CB)                 | 16.500                                    | ---   | 16.500     |

## Stock Borrowing Notes

[1] - The information concerning OTC Stock Borrowing Transactions is based on the statements of the Dematerialised Securities System (DSS) operators involved and refers to volumes that have been cleared and registered up until the previous working day.



---

**Shares Forced Sales**

---

| <b>Stocks</b>    | <b>Transactions<br/>Volume</b> | <b>Number of<br/>Trades</b> | <b>Transactions<br/>Value</b> | <b>Note</b> |
|------------------|--------------------------------|-----------------------------|-------------------------------|-------------|
| BALKAN R.E. (CR) | 23.000                         | 4                           | 7.245,00                      | 1           |

---

**Forced Sales Notes**

---

- 1 - Normal Forced Sale.
- 2 - Forced Sales of Fixed Registered Shares.
- 3 - Forced Sales of Remaining Stock Fractions.

**Forced Sales Registered Shares**

| Stocks | Start Date | End Date | Initial Volume | Remaining Volume | Date | Avg price (day) | Avg price (period) | Number of Trades | Transactions Volume | Transactions Value |
|--------|------------|----------|----------------|------------------|------|-----------------|--------------------|------------------|---------------------|--------------------|
|--------|------------|----------|----------------|------------------|------|-----------------|--------------------|------------------|---------------------|--------------------|

No Fixed Registered Shares Forced Sales.

**Forced Sales Notes**

According to Decision 1/380/04.05.2008 of the Hellenic Republic Capital Market Commission, the certificated registered shares that have not been deposited to the issuer for dematerialisation, will be auctioned in the Athens Exchange by the supervising issuer. Forced sales procedure is held according to Article 99A of the Athens Exchange Rulebook. The average price of the period is calculated by dividing the Total transactions value by the Total volume and includes all the transactions made until the current date.

## Exchange Traded Funds (ETFs) Characteristics

| Stocks                         | Transactions Date (T) | Creation / Redemption | Units (T-1) | New Units (T-1) | Redemption Units (T-1) | Units (T) [1] | Fund Assets [2] | Net Unit Price | Dividend per Unit | Dividend Date |
|--------------------------------|-----------------------|-----------------------|-------------|-----------------|------------------------|---------------|-----------------|----------------|-------------------|---------------|
| NBGAM ETF ΓΔ X.A.              | 6/2/2013              | 25.000                | 294.878     | ---             | ---                    | 294.878       | 3.082.108,00    | 10,4521        | ---               | 27/10/2011    |
| ALPHA ETF FTSE Athex Large Cap | 6/2/2013              | 50.000                | 5.745.839   | ---             | ---                    | 5.745.839     | 19.522.060,00   | 3,3976         | 0,07              | 2/7/2012      |
| NBGAM ETF GREECE & TURKEY 30   | 6/2/2013              | 25.000                | 388.550     | ---             | ---                    | 388.550       | 3.338.007,00    | 8,5909         | ---               | 27/10/2011    |

## ETFs Notes

[1] - Units (T) = Units (T-1) + New Units (T-1) - Redemption Units (T-1)

[2] - The Creation / Redemption Units of T-1 are included.

## Corporate Bonds

| Num Listed Bonds | Nominal price | Issue price | Today's Rate | Exp. Date | Duration (years) | Note | Coupon attached |           | Trading Unit | Corporate Bonds                                    | Price min | Price max | Closing price | Previous closing price/date | Volume     | Transactions Value | Price    | Last order |          | Year min | Year max |         |
|------------------|---------------|-------------|--------------|-----------|------------------|------|-----------------|-----------|--------------|--|-----------|-----------|---------------|-----------------------------|------------|--------------------|----------|------------|----------|----------|----------|---------|
|                  |               |             |              |           |                  |      | Common          | Preferred |              |  |           |           |               |                             |            |                    |          | Buy / Sell | Date     |          |          |         |
| 39.711.653       | 1,00          | 1,00        | 6,00         | 30/6/2016 | 5                | 4786 | 4               | ---       | 1            | BANK OF CYPRUS PUBLIC CO. LTD (Convert. to CR sh.) | ---       | ---       | ---           | ---                         | ---        | ---                | 10,0000  | B          | 6/2/2013 | 100,0000 | 100,0000 |         |
| 428.521.983      | 1,00          | 1,00        | 6,50         | 30/6/2016 | 5                | 4785 | 4               | ---       | 1            | BANK OF CYPRUS PUBLIC CO. LTD (Convert. to CR sh.) | 24,5000   | 25,0000   | 24,9508       | 22,0000                     | 4/2/2013   | 37,100             | 9,211,67 | 24,8000    | B        | 6/2/2013 | 22,0000  | 30,0000 |
| 52.757.814       | 4,77          | 4,77        | 5,00         | 19/3/2015 | 5                | ---  | 12              | ---       | 1            | MARFIN INVESTMENT GROUP S.A. (Conver to CR shar)   | ---       | ---       | ---           | 22,0100                     | 4/2/2013   | ---                | ---      | 12,0100    | B        | 6/2/2013 | 10,0000  | 70,0000 |
| 73.088.145       | 1,00          | 1,00        | 5,50         | 30/6/2014 | 5                | 4574 | 8               | ---       | 1            | BANK OF CYPRUS PUBLIC CO. LTD (Convert. to CR sh.) | 24,0000   | 24,1000   | 24,0333       | 20,0000                     | 30/11/2012 | 6,000              | 1,442,00 | 20,0000    | B        | 6/2/2013 | 20,0000  | 24,1000 |
| 1.915.684        | 12,49         | 9,77        | 5,32         | 12/7/2015 | 8                | ---  | 12              | ---       | 1            | NIREUS S.A. (Convertible to CR shares)             | 11,5000   | 15,0000   | 11,5058       | 11,5880                     | 5/2/2013   | 37,470             | 4,455,34 | 15,0000    | B        | 6/2/2013 | 11,0000  | 15,0000 |
| 27.283.632       | 1,00          | 1,00        | 1,32         | 30/6/2018 | 10               | ---  | 10              | ---       | 1            | BANK OF CYPRUS PUBLIC CO. LTD (Convert. to CR sh.) | ---       | ---       | ---           | 33,0000                     | 13/12/2012 | ---                | ---      | 35,1000    | B        | 6/2/2013 | 33,0000  | 33,0000 |

4574 - The bonds are of indefinite duration.

4785 - The bonds are of indefinite duration.

4786 - The bonds are of indefinite duration. The Bond's par value, issue price and trading prices are expressed in USA Dollars, whereas its Transactions Value is expressed in Euros.

## Corporate Bonds Notes

Transactions Volume = (Pieces) \* (Face Value). Transactions Value = (Pieces) \* (Nominal value) \* (price %) + (Accrued interest).

The price of a Bond is stated as a percentage (%) of Bond's Face Value.

Nominal Value in Euros (€), except if it is noted differently.

## Government Bonds

| Number Listed Bonds | Nominal price | Today's Rate | Accrued Interest Calc | Exp. Date [1] | Duration (years) | Note | Coupons Date | Curr. coupon value | Trading Unit | Government Bonds              | Price min                        | Price max | Closing price | Previous closing price/date | Volume | Transactions Value | Price | Last order Buy / Sell | Date |
|---------------------|---------------|--------------|-----------------------|---------------|------------------|------|--------------|--------------------|--------------|-------------------------------|----------------------------------|-----------|---------------|-----------------------------|--------|--------------------|-------|-----------------------|------|
| 2.658.781.973       | 1,00          | 2,00         | Actual/Actual         | 24/2/2023     | 11               | ---  | 24/02        | 2,00               | 1            | GGB-FXD-240223-11Y-2.000-1.00 | ---                              | ---       | ---           | ---                         | ---    | ---                | ---   | ---                   | ---  |
| 2.658.781.973       | 1,00          | 2,00         | Actual/Actual         | 24/2/2024     | 12               | ---  | 24/02        | 2,00               | 1            | GGB-FXD-240224-12Y-2.000-1.00 | ---                              | ---       | ---           | ---                         | ---    | ---                | ---   | ---                   | ---  |
| 2.658.781.973       | 1,00          | 2,00         | Actual/Actual         | 24/2/2025     | 13               | ---  | 24/02        | 2,00               | 1            | GGB-FXD-240225-13Y-2.000-1.00 | ---                              | ---       | ---           | ---                         | ---    | ---                | ---   | ---                   | ---  |
| 2.658.781.973       | 1,00          | 2,00         | Actual/Actual         | 24/2/2026     | 14               | ---  | 24/02        | 2,00               | 1            | GGB-FXD-240226-14Y-2.000-1.00 | ---                              | ---       | ---           | ---                         | ---    | ---                | ---   | ---                   | ---  |
| 2.658.781.973       | 1,00          | 2,00         | Actual/Actual         | 24/2/2027     | 15               | ---  | 24/02        | 2,00               | 1            | GGB-FXD-240227-15Y-2.000-1.00 | ---                              | ---       | ---           | ---                         | ---    | ---                | ---   | ---                   | ---  |
| 2.836.034.104       | 1,00          | 2,00         | Actual/Actual         | 24/2/2028     | 16               | ---  | 24/02        | 2,00               | 1            | GGB-FXD-240228-16Y-2.000-1.00 | ---                              | ---       | ---           | ---                         | ---    | ---                | ---   | ---                   | ---  |
| 2.836.034.104       | 1,00          | 2,00         | Actual/Actual         | 24/2/2029     | 17               | ---  | 24/02        | 2,00               | 1            | GGB-FXD-240229-17Y-2.000-1.00 | ---                              | ---       | ---           | ---                         | ---    | ---                | ---   | ---                   | ---  |
| 2.836.034.104       | 1,00          | 2,00         | Actual/Actual         | 24/2/2030     | 18               | ---  | 24/02        | 2,00               | 1            | GGB-FXD-240230-18Y-2.000-1.00 | ---                              | ---       | ---           | ---                         | ---    | ---                | ---   | ---                   | ---  |
| 2.836.034.104       | 1,00          | 2,00         | Actual/Actual         | 24/2/2031     | 19               | ---  | 24/02        | 2,00               | 1            | GGB-FXD-240231-19Y-2.000-1.00 | ---                              | ---       | ---           | ---                         | ---    | ---                | ---   | ---                   | ---  |
| 2.836.034.104       | 1,00          | 2,00         | Actual/Actual         | 24/2/2032     | 20               | ---  | 24/02        | 2,00               | 1            | GGB-FXD-240232-20Y-2.000-1.00 | ---                              | ---       | ---           | ---                         | ---    | ---                | ---   | ---                   | ---  |
| 2.836.034.104       | 1,00          | 2,00         | Actual/Actual         | 24/2/2033     | 21               | ---  | 24/02        | 2,00               | 1            | GGB-FXD-240233-21Y-2.000-1.00 | ---                              | ---       | ---           | ---                         | ---    | ---                | ---   | ---                   | ---  |
| 2.836.034.104       | 1,00          | 2,00         | Actual/Actual         | 24/2/2034     | 22               | ---  | 24/02        | 2,00               | 1            | GGB-FXD-240234-22Y-2.000-1.00 | ---                              | ---       | ---           | ---                         | ---    | ---                | ---   | ---                   | ---  |
| 2.836.034.104       | 1,00          | 2,00         | Actual/Actual         | 24/2/2035     | 23               | ---  | 24/02        | 2,00               | 1            | GGB-FXD-240235-23Y-2.000-1.00 | ---                              | ---       | ---           | ---                         | ---    | ---                | ---   | ---                   | ---  |
| 2.836.034.104       | 1,00          | 2,00         | Actual/Actual         | 24/2/2036     | 24               | ---  | 24/02        | 2,00               | 1            | GGB-FXD-240236-24Y-2.000-1.00 | ---                              | ---       | ---           | ---                         | ---    | ---                | ---   | ---                   | ---  |
| 2.836.034.104       | 1,00          | 2,00         | Actual/Actual         | 24/2/2037     | 25               | ---  | 24/02        | 2,00               | 1            | GGB-FXD-240237-25Y-2.000-1.00 | ---                              | ---       | ---           | ---                         | ---    | ---                | ---   | ---                   | ---  |
| 2.836.034.104       | 1,00          | 2,00         | Actual/Actual         | 24/2/2038     | 26               | ---  | 24/02        | 2,00               | 1            | GGB-FXD-240238-26Y-2.000-1.00 | ---                              | ---       | ---           | ---                         | ---    | ---                | ---   | ---                   | ---  |
| 2.836.034.104       | 1,00          | 2,00         | Actual/Actual         | 24/2/2039     | 27               | ---  | 24/02        | 2,00               | 1            | GGB-FXD-240239-27Y-2.000-1.00 | ---                              | ---       | ---           | ---                         | ---    | ---                | ---   | ---                   | ---  |
| 2.836.034.104       | 1,00          | 2,00         | Actual/Actual         | 24/2/2040     | 28               | ---  | 24/02        | 2,00               | 1            | GGB-FXD-240240-28Y-2.000-1.00 | ---                              | ---       | ---           | ---                         | ---    | ---                | ---   | ---                   | ---  |
| 2.836.034.104       | 1,00          | 2,00         | Actual/Actual         | 24/2/2041     | 29               | ---  | 24/02        | 2,00               | 1            | GGB-FXD-240241-29Y-2.000-1.00 | ---                              | ---       | ---           | ---                         | ---    | ---                | ---   | ---                   | ---  |
| 2.836.034.104       | 1,00          | 2,00         | Actual/Actual         | 24/2/2042     | 30               | ---  | 24/02        | 2,00               | 1            | GGB-FXD-240242-30Y-2.000-1.00 | ---                              | ---       | ---           | ---                         | ---    | ---                | ---   | ---                   | ---  |
| 1.500.000           | 1.000,00      | 1,28         | FLR                   | Actual/360    | 10/8/2014        | 5    | ---          | 10/02 - 10/08      | ---          | 1                             | GGB-FRN-100814-05Y-1.762-1000.00 | ---       | ---           | ---                         | ---    | ---                | ---   | ---                   | ---  |
| 5.187.186           | 1.000,00      | 1,65         | FLR                   | Actual/360    | 21/5/2014        | 5    | ---          | 21/11 - 21/05      | ---          | 1                             | GGB-FRN-210514-05Y-2.734-1000.00 | ---       | ---           | ---                         | ---    | ---                | ---   | ---                   | ---  |
| 78.300              | 1.000,00      | 1,18         | FLR                   | Actual/360    | 23/7/2014        | 5    | ---          | 23/01 - 23/07      | ---          | 1                             | GGB-FRN-230714-05Y-2.018-1000.00 | ---       | ---           | ---                         | ---    | ---                | ---   | ---                   | ---  |

## Government Bonds Notes

Transactions Volume = (Pieces) \* (Face Value). Transactions Value = (Pieces) \* (Nominal value) \* (price %) + (Accrued interest).

The Value of current coupon for the issues with NV 0.01 euro refers to NV 100 euros

FLR: Floating Interest Rate.

[1] - The Expiration Date of the interest bearing period and the Date for coupon payment.

| Bonds in Circulation                                | Currency / Min nominal traded Value | Coupons Payment Date | Current Coupon Value | Note | Coupon Attached | Trading Unit | Issue Date | Duration (years) | Today's Interest | A.I.C in days | Bonds                         | Last price of previous days | Last Outcry in Cash (euro) Price Buy / Sell | Trades in Pieces | Life min | Life Max |     |      |      |
|---|-------------------------------------|----------------------|----------------------|------|-----------------|--------------|------------|------------------|------------------|---------------|-------------------------------|-----------------------------|---|------------------|----------|----------|-----|------|------|
| <b>Bonds of International Organizations</b>         |                                     |                      |                      |      |                 |              |            |                  |                  |               |                               |                             |   |                  |          |          |     |      |      |
| 1.000.000   | EUR / 1000                          | 21/07                | ---                  | ---  | 7               | 1            | 21/7/2006  | 10               | 5,0 FLR          | 360           | EUROPEAN INVESTMENT BANK BOND | 97,50                       | 16/4/2007                                   | ---              | ---      | ---      |     |      |      |
| <b>Corporate Bonds in Foreign Currency and Euro</b> |                                     |                      |                      |      |                 |              |            |                  |                  |               |                               |                             |   |                  |          |          |     |      |      |
| 103.746   | GBP / 10                            | 01/12                | 0,25                 | ---  | 54              | 1            | 1/12/1930  | 98               | 2,5              | 360           | National Mortgage Bank        | 2,27                        | 5/2/1996                                    | 2,27             | S        | 5/2/1996 | --- | 2,27 | 2,27 |
| 0   | GBP / 10                            | 01/12                | 0,25                 | ---  | 56              | 1            | 1/12/1928  | 100              | 2,5              | 360           | National Mortgage Bank        | ---                         | ---   | ---              | ---      | ---      | --- | ---  | ---  |

## Government Bonds Notes

A.I.C: Accrued Interest Calculation base.

FLR: Floating Interest Rate.

The minimum tradeable Nominal Value for all Demeterialised Government Titles is 100 Euros.

## State Banks Bonds (one year maturity)

| Number Listed Bonds | Nominal value | Initial Rate | Current Rate | Annual Interest | Issue Date | Note | State Banks Bonds | Trading Unit | Yearly Renewals | Last Outcry in Cash (euro) |            | Volume |
|---------------------|---------------|--------------|--------------|-----------------|------------|------|-------------------|--------------|-----------------|----------------------------|------------|--------|
|                     |               |              |              |                 |            |      |                   |              |                 | Price                      | Buy / Sell |        |
| 342.560             | 130,41        | 2,35         | 2,35         | 0,00            | 31/1/2005  | ---  | H.I.D.B.          | 1            | 9               | 100,00                     | B          | ---    |
| 16.015              | 1.211,71      | 3,65         | 3,65         | 0,00            | 30/11/2006 | ---  | H.I.D.B.          | 1            | 7               | ---                        | ---        | ---    |
| 253.488             | 1.123,08      | 4,20         | 2,47         | 28,18           | 29/2/2008  | ---  | H.I.D.B.          | 1            | 5               | ---                        | ---        | ---    |
| 4.837               | 1.125,27      | 4,40         | 2,47         | 28,24           | 29/2/2008  | ---  | H.I.D.B.          | 1            | 5               | ---                        | ---        | ---    |
| 187.562             | 1.120,29      | 4,40         | 2,47         | 28,11           | 31/3/2008  | ---  | H.I.D.B.          | 1            | 5               | ---                        | ---        | ---    |
| 8.820               | 1.124,66      | 4,80         | 2,47         | 28,22           | 30/4/2008  | ---  | H.I.D.B.          | 1            | 5               | ---                        | ---        | ---    |
| 64.279              | 1.145,30      | 4,40         | 2,47         | 28,74           | 30/4/2008  | ---  | H.I.D.B.          | 1            | 5               | ---                        | ---        | ---    |
| 2.446               | 1.125,75      | 4,90         | 2,47         | 28,25           | 31/5/2008  | ---  | H.I.D.B.          | 1            | 5               | ---                        | ---        | ---    |
| 171.117             | 1.134,80      | 5,50         | 2,47         | 28,48           | 31/5/2008  | ---  | H.I.D.B.          | 1            | 5               | ---                        | ---        | ---    |
| 1.583               | 1.132,08      | 5,25         | 2,47         | 28,41           | 30/6/2008  | ---  | H.I.D.B.          | 1            | 5               | ---                        | ---        | ---    |
| 79.895              | 1.132,08      | 5,25         | 2,47         | 28,41           | 30/6/2008  | ---  | H.I.D.B.          | 1            | 5               | ---                        | ---        | ---    |
| 208.723             | 1.135,89      | 5,60         | 2,47         | 28,50           | 30/6/2008  | ---  | H.I.D.B.          | 1            | 5               | ---                        | ---        | ---    |
| 237.568             | 1.135,89      | 5,60         | 2,47         | 28,50           | 30/6/2008  | ---  | H.I.D.B.          | 1            | 5               | ---                        | ---        | ---    |
| 184.899             | 1.133,91      | 5,60         | 2,47         | 28,45           | 31/7/2008  | ---  | H.I.D.B.          | 1            | 5               | ---                        | ---        | ---    |
| 150.857             | 1.133,91      | 5,60         | 2,47         | 28,45           | 31/7/2008  | ---  | H.I.D.B.          | 1            | 5               | ---                        | ---        | ---    |
| 63.787              | 1.101,48      | 5,45         | 2,47         | 30,88           | 31/8/2008  | ---  | H.I.D.B.          | 1            | 5               | ---                        | ---        | ---    |
| 54.559              | 1.129,20      | 5,45         | 2,47         | 28,34           | 31/8/2008  | ---  | H.I.D.B.          | 1            | 5               | ---                        | ---        | ---    |
| 165.926             | 1.130,82      | 5,60         | 2,47         | 28,38           | 31/8/2008  | ---  | H.I.D.B.          | 1            | 5               | ---                        | ---        | ---    |
| 77.348              | 1.130,82      | 5,60         | 2,47         | 28,38           | 31/8/2008  | ---  | H.I.D.B.          | 1            | 5               | ---                        | ---        | ---    |
| 5.358               | 1.108,96      | 5,45         | 2,47         | 27,83           | 31/10/2008 | ---  | H.I.D.B.          | 1            | 5               | ---                        | ---        | ---    |
| 1.045               | 1.129,74      | 5,50         | 2,47         | 28,35           | 31/10/2008 | ---  | H.I.D.B.          | 1            | 5               | ---                        | ---        | ---    |
| 76.077              | 1.132,45      | 5,75         | 2,47         | 28,42           | 31/10/2008 | ---  | H.I.D.B.          | 1            | 5               | ---                        | ---        | ---    |

## Bonds Notes

The annual renewal of H.I.D.B. Bonds is free of taxes (net rate).

For Bonds issue until 31/01/2013 the accrued interest is capitalized.

Athex & ATHEXClear Members List

| Member Name   | Stock Market         |                    |     | Derivatives Market |               |              | ATHEXClear Member |              |       |                  |                 |              |
|---|----------------------|--------------------|-----|--------------------|---------------|--------------|-------------------|--------------|-------|------------------|-----------------|--------------|
|   | Address              | Phone              | Fax | Market Member      | Remote Member | Market Maker | Proprietary       | Market Maker | Agent | General Clearing | Direct Clearing | Non Clearing |
| A. SARRIS SECURITIES S.A.                               |                      |                    |     | a                  |               |              |                   |              |       |                  |                 |              |
| 6, DRAGATSANIOU STR. ATHINA                             | (210)-3367700        | (210)-3312324      |     |                    |               |              |                   |              |       |                  |                 |              |
| AGRICULTURAL BANK OF GREECE S.A.                        |                      |                    |     | a                  |               |              |                   | a            |       |                  | a               |              |
| , 23 PANEPISTIMIOU ATHINA                               | (210)-3298400        | (210)-3298322      |     |                    |               |              |                   |              |       |                  |                 |              |
| ALPHA FINANCE INVESTMENT SERVICES S.A.                  |                      |                    |     | a                  |               | a            |                   | a            |       |                  | a               |              |
| 5, MERLIN STR. ATHINA                                   | (210)-3677400        | (210)-3311193      |     |                    |               |              |                   |              |       |                  |                 |              |
| ALPHA BANK A.E.   |                      |                    |     |                    |               |              | a                 |              |       | a                |                 |              |
| 40, STADIOU STR ATHINA                                  | (210)-3265546        | (210)-3265811      |     |                    |               |              |                   |              |       |                  |                 |              |
|   | (210)-3260000        | (210)-3264116      |     |                    |               |              |                   |              |       |                  |                 |              |
| ARGUS STOCKBROKERS LTD                                  |                      |                    |     | a                  | a             |              |                   |              |       |                  |                 |              |
| 12-14, KENNEDY AVE. S. 303 NICOSIA                      | (+35722)-22717000    | (+35722)-22717070  |     |                    |               |              |                   |              |       |                  |                 |              |
| ATHENAIKI BROKERAGE FIRM S.A.                           |                      |                    |     | a                  |               |              |                   |              |       |                  |                 |              |
| 33, STADIOU STR. ATHINA                                 | (210)-3254764        | (210)-3254767      |     |                    |               |              |                   |              |       |                  |                 |              |
| ATLANTIC SECURITIES LIMITED                             |                      |                    |     | a                  | a             |              |                   |              |       |                  |                 |              |
| 37, PRODROMOU STR. NICOSIA                              | (+35722)-445400      | (+35722)-661914    |     |                    |               |              |                   |              |       |                  |                 |              |
| ATLAS SECURITIES S.A.                                   |                      |                    |     | a                  |               |              | a                 |              |       |                  |                 | a            |
| 14 - 16, VERVENON STR.& 125 MICHALAKOPOULOU STR. ATHINA | (210)-3363300        | (210)-3238925      |     |                    |               |              |                   |              |       |                  |                 |              |
| ATTICA BANK S.A.  |                      |                    |     |                    |               |              |                   |              |       | a                |                 |              |
| 54, AKADIMIAS STR. ATHINA                               | (210)-3390757        | (210)-3646090      |     |                    |               |              |                   |              |       |                  |                 |              |
| 23, OMIROU STR. ATHINA                                  | (210)-3669000        | (210)-3669410      |     |                    |               |              |                   |              |       |                  |                 |              |
| AXIA VENTURES GROUP LTD                                 |                      |                    |     | a                  | a             |              |                   |              |       |                  |                 |              |
| 10, G. KRANIDIOTI NICOSIA                               | +357 22 742000       | +357 22 742001     |     |                    |               |              |                   |              |       |                  |                 |              |
| AXON SECURITIES S.A.                                    |                      |                    |     | a                  |               |              | a                 |              |       |                  |                 | a            |
| 48, STADIOU ATHINA                                      | (210)-3363800        | (210)-3243903      |     |                    |               |              |                   |              |       |                  |                 |              |
| BANK OF CYPRUS PUBLIC COMPANY LTD                       |                      |                    |     |                    |               |              |                   |              |       | a                |                 |              |
| , 51,STASINOU (AG. PARASKEVI, STROVOLOS) NICOSIA        | (0035722)-121883     | (0035722)-336258   |     |                    |               |              |                   |              |       |                  |                 |              |
| 170, ALEXANDRAS AVE ATHINA                              | (210)-6477708        | (210)-6477709      |     |                    |               |              |                   |              |       |                  |                 |              |
| BETA SECURITIES S.A.                                    |                      |                    |     | a                  |               | a            | a                 | a            |       |                  | a               |              |
| , BRILA & 29 ALEXANDRAS AVE ATHINA                      | (210)-6478900        | (210)-6410139      |     |                    |               |              |                   |              |       |                  |                 |              |
| BNP PARIBAS SECURITIES SERVICES                         |                      |                    |     |                    |               |              |                   |              |       | a                |                 |              |
| 94, VAS. SOFIAS AVE ATHINA                              | (210)-7468500        | (210)-7468579      |     |                    |               |              |                   |              |       |                  |                 |              |
| CAPITAL SECURITIES S.A.                                 |                      |                    |     | a                  |               |              | a                 |              |       |                  |                 | a            |
| 58, MITROPOLEOS STR. ATHINA                             | (210)-3369700        | (210)-3369820      |     |                    |               |              |                   |              |       |                  |                 |              |
| CFS SECURITIES & INVESTMENT SERVICES S.A.               |                      |                    |     | a                  |               | a            |                   |              | a     |                  | a               |              |
| 3, STADIOU STR. ATHINA                                  | (210)-3360800        | (210)-3311854      |     |                    |               |              |                   |              |       |                  |                 |              |
| CITIGROUP GLOBAL MARKET LTD                             |                      |                    |     | a                  | a             |              |                   |              |       |                  |                 |              |
| , CITIGROUP CENTRE, CANADA SQUARE, CANARY WHART LONDO   | 002079864000         | 002079862266       |     |                    |               |              |                   |              |       |                  |                 |              |
| CO-OPERATIVE CENTRAL BANK LTD                           |                      |                    |     | a                  | a             |              |                   |              |       |                  |                 |              |
| 8, GRIGORI AFXENTIOU STR. NICOSIA                       | (+35722)-743300      | (+35722)-672083    |     |                    |               |              |                   |              |       |                  |                 |              |
| CREDIT AGRICOLE CHEUVREUX S.A.                          |                      |                    |     | a                  | a             |              |                   |              |       |                  |                 |              |
| , 9 QUAI PAUL DOUMER PARIS                              | 33 (0) 1 41 89 70 00 |                    |     |                    |               |              |                   |              |       |                  |                 |              |
| CREDIT SUISSE SECURITIES (EUROPE) LIMITED               |                      |                    |     | a                  | a             |              |                   |              |       |                  |                 |              |
| , ONE CABOT SQUARE LONDON                               | +44 20 7888 8888     | +44 20 7888 1600   |     |                    |               |              |                   |              |       |                  |                 |              |
| CYCLOS SECURITIES S.A.                                  |                      |                    |     | a                  |               | a            | a                 |              |       |                  | a               |              |
| 39, PANEPISTIMIOU STR. ATHINA                           | (210)-3364300        | (210)-3239122      |     |                    |               |              |                   |              |       |                  |                 |              |
| D.A. TSEKOURAS SEC. S.A.                                |                      |                    |     | a                  |               |              |                   |              |       |                  |                 |              |
| 3, PESMAZOGLOU STR. ATHINA                              | (210)-3214406        | (210)-3211997      |     |                    |               |              |                   |              |       |                  |                 |              |
| DEUTSCHE BANK S.A.                                      |                      |                    |     | a                  | a             |              |                   |              |       |                  |                 |              |
| 70, THEODOR-HEUSS-ALLEE FRANKFURT                       | 0049 69 910 00       | 0049 69 910 34 225 |     |                    |               |              |                   |              |       |                  |                 |              |
| DYNAMIC SECURITIES                                      |                      |                    |     | a                  |               |              |                   |              | a     |                  | a               |              |
| 6 - 10, CHAR. TRIKOUPH STR. ATHINA                      | (210)-3677700        | (210)-3677777      |     |                    |               |              |                   |              |       |                  |                 |              |
| EL. PETROPOULAKIS SECURITIES S.A.                       |                      |                    |     | a                  |               |              |                   |              | a     |                  |                 | a            |
| 9, ARISTIDOU STR. ATHINA                                | (210)-3213928        | (210)-3216810      |     |                    |               |              |                   |              |       |                  |                 |              |
| EUROBANK EQUITIES S.A.                                  |                      |                    |     | a                  |               | a            |                   | a            |       |                  | a               |              |
| 10, FILELLINON STR. ATHINA                              | (210)-3720000        | (210)-3720001      |     |                    |               |              |                   |              |       |                  |                 |              |
| EUROBANK ERGASIAS S.A.                                  |                      |                    |     |                    |               |              |                   |              |       | a                |                 |              |
| 8, OTHONOS STR. ATHINA                                  | (210)-3337000        | (210)-3233866      |     |                    |               |              |                   |              |       |                  |                 |              |
|   | (210)-3337969        | (210)-3245916      |     |                    |               |              |                   |              |       |                  |                 |              |
| EUROCORP SECURITIES S.A.                                |                      |                    |     | a                  |               |              | a                 |              |       |                  | a               |              |
| 14, FILIKIS ETAIRIAS SQ. ATHINA                         | (210)-7263500        | (210)-7263666      |     |                    |               |              |                   |              |       |                  |                 |              |
| EUROTRUST BROKERAGE S.A.                                |                      |                    |     | a                  |               |              |                   |              |       |                  |                 |              |
| 13-15, SOPHOCLEOUS STR. ATHINA                          | (210)-3363100        | (210)-3238334      |     |                    |               |              |                   |              |       |                  |                 |              |
| EUROXX SECURITIES S.A.                                  |                      |                    |     | a                  |               |              | a                 |              |       |                  | a               |              |
| 7, PALAIOLOGOU STR. CHALANDRI                           | (210)-6879400        | (210)-6879401      |     |                    |               |              |                   |              |       |                  |                 |              |
| G.A. PERVANAS SECURITIES & INVESTMENT SERVICES CO S.A.  |                      |                    |     | a                  |               |              | a                 |              |       |                  |                 | a            |
| 7 - 9, SOPHOCLEOUS STR. ATHINA                          | (210)-3251875        | (210)-3210291      |     |                    |               |              |                   |              |       |                  |                 |              |



**Athex & ATHEXClear Members List**

| Member Name  | Stock Market     |                  |     | Derivatives Market |               |              | ATHEXClear Member |              |       |                  |                 |              |
|--|------------------|------------------|-----|--------------------|---------------|--------------|-------------------|--------------|-------|------------------|-----------------|--------------|
|  | Address          | Phone            | Fax | Market Member      | Remote Member | Market Maker | Proprietary       | Market Maker | Agent | General Clearing | Direct Clearing | Non Clearing |
| GENERAL BANK OF GREECE S.A.                          |                  |                  |     |                    |               |              |                   |              |       | a                |                 |              |
| 87-89, ERMIOY ATHINA                                 | (210)-6976072    | (210)-6976079    |     |                    |               |              |                   |              |       |                  |                 |              |
| , 109-111, MESOGEION AVE. ATHINA                     | (210)-6975000    | (210)-6975706    |     |                    |               |              |                   |              |       |                  |                 |              |
| GLOBAL CAPITAL SECURITIES AND FINANCIAL SERVICES LTD |                  |                  |     | a                  | a             |              |                   |              |       |                  |                 |              |
| 5, LEMESOU AVE. LEMESOS CYPRUS                       | (+35722)-710710  | (+35722)-339332  |     |                    |               |              |                   |              |       |                  |                 |              |
| GUARDIAN TRUST SECURITIES S.A                        |                  |                  |     | a                  |               | a            | a                 |              |       |                  |                 | a            |
| 15, FILELLINON STR. ATHINA                           | (210)-3220402    | (210)-3220498    |     |                    |               |              |                   |              |       |                  |                 |              |
| HELLENIC AMERICAN SEC. S.A.                          |                  |                  |     | a                  |               |              | a                 |              |       |                  |                 |              |
| 6, EVRIPIDOU STR. ATHINA                             | (210)-3311100    | (210)-3215968    |     |                    |               |              |                   |              |       |                  |                 |              |
| HELLENIC BANK (INVESTMENTS) LTD                      |                  |                  |     | a                  | a             |              |                   |              |       |                  |                 |              |
| 31, KYRIAKOY MATSI AVE. NICOSIA                      | (+35722)-500100  | (+35722)-500110  |     |                    |               |              |                   |              |       |                  |                 |              |
| HSBC BANK PLC  |                  |                  |     |                    |               |              |                   |              |       | a                |                 |              |
| 109-111, MESOGION AVE ATHINA                         | (210)-6961507    | (210)-6929310    |     |                    |               |              |                   |              |       |                  |                 |              |
| INDEX SECURITIES S.A.                                |                  |                  |     | a                  |               |              |                   |              |       |                  |                 |              |
| 6, DRAGATSANIOU STR. ATHINA                          | (210)-3213920    | (210)-3213216    |     |                    |               |              |                   |              |       |                  |                 |              |
| INTERSEC S.A.  |                  |                  |     |                    |               |              | a                 |              |       |                  | a               |              |
| 80-88, SYGROU AVE ATHINA                             | (210)-9203000    | (210)-9203052    |     |                    |               |              |                   |              |       |                  |                 |              |
| INVESTMENT BANK OF GREECE S.A.                       |                  |                  |     | a                  |               | a            |                   | a            |       | a                |                 |              |
| 24B, KIFISSIAS AVE MAROUSI                           | (210)-8171800    | (210)-8171889    |     |                    |               |              |                   |              |       |                  |                 |              |
| 32, AGEIALIAS MAROUSI                                | (210) 8173000    | (210) 8173101    |     |                    |               |              |                   |              |       |                  |                 |              |
| J. CHR. MAVRIKIS SECURITIES S.A.                     |                  |                  |     | a                  |               |              |                   |              |       |                  |                 |              |
| 5, SOPHOCLEOUS STR. ATHINA                           | (210)-3213949    | (210)-3217767    |     |                    |               |              |                   |              |       |                  |                 |              |
| KAPPA SECURITIES S.A.                                |                  |                  |     | a                  |               |              | a                 |              |       |                  |                 | a            |
| 15, VALAORITOU STR. ATHINA                           | (210)-3610371    | (210)-3641002    |     |                    |               |              |                   |              |       |                  |                 |              |
| KYPROU SECURITIES S.A.                               |                  |                  |     | a                  |               | a            | a                 |              |       |                  |                 | a            |
| 26, HALKIDONOS & FIDIPPIDOY STR. ATHINA              | (210)-8701000    | (210)-8701049    |     |                    |               |              |                   |              |       |                  |                 |              |
| LAIKI FINANCIAL SERVICES LTD                         |                  |                  |     | a                  | a             |              |                   |              |       |                  |                 |              |
| 26, CLR HOUSE, VIRONOS AVE. NICOSIA                  | (+35722)-898600  | (+35722)-680953  |     |                    |               |              |                   |              |       |                  |                 |              |
| LEON DEPOLAS SECURITIES S.A.                         |                  |                  |     | a                  |               |              |                   |              | a     |                  |                 | a            |
| 1, CHR. LADA STR. ATHINA                             | (210)-3213286    | (210)-3211618    |     |                    |               |              |                   |              |       |                  |                 |              |
| MAGNA TRUST SECURITIES S.A                           |                  |                  |     | a                  |               |              |                   |              | a     |                  |                 | a            |
| 9, FIDIOU STR. ATHINA                                | (210)-3327503    | (210)-3327599    |     |                    |               |              |                   |              |       |                  |                 |              |
| MEGA EQUITY SECURITIES & FINANCIAL SERVICES LTD      |                  |                  |     | a                  | a             |              |                   |              |       |                  |                 |              |
| 42-44, GRIBA DIGENI AV. NICOSIA                      | (+35722)-711711  | (+35722)-711811  |     |                    |               |              |                   |              |       |                  |                 |              |
| MERIT SECURITIES S.A                                 |                  |                  |     | a                  |               | a            | a                 |              |       |                  | a               |              |
| 38, VAS. KONSTANTINOY STR. ATHINA                    | (210)-3671800    | (210)-3671830    |     |                    |               |              |                   |              |       |                  |                 |              |
| MERRILL LYNCH  |                  |                  |     | a                  | a             |              |                   |              |       |                  |                 |              |
| 2, KING EDWARD STREET LONDON                         | (+4420)-79952000 | (+4420)-79954525 |     |                    |               |              |                   |              |       |                  |                 |              |
| METOCHIKI SECURITIES S.A.                            |                  |                  |     | a                  |               |              |                   |              |       |                  |                 |              |
| 3, G. GENNADIOU STR. ATHINA                          | (210)-3306700    | (210)-3306709    |     |                    |               |              |                   |              |       |                  |                 |              |
| MIDAS BROKERAGE S.A.                                 |                  |                  |     | a                  |               |              |                   |              |       |                  |                 |              |
| 5, SOPHOCLEOUS STR. ATHINA                           | (210)-3253203    | (210)-3253205    |     |                    |               |              |                   |              |       |                  |                 |              |
| N. CHRISOCHOIDES BROKERAGE FIRM S.A.                 |                  |                  |     | a                  |               |              |                   |              | a     |                  | a               |              |
| 7 - 9, SOPHOCLEOUS STR. ATHINA                       | (210)-3213913    | (210)-3216115    |     |                    |               |              |                   |              |       |                  |                 |              |
| N. SARROS SECURITIES S.A.                            |                  |                  |     |                    |               |              | a                 |              |       |                  |                 |              |
| 7-9, SOPHOCLEOUS STR. ATHINA                         | (210)-3705600    | (210)-3219992    |     |                    |               |              |                   |              |       |                  |                 |              |
| NATIONAL BANK OF GREECE S.A.                         |                  |                  |     |                    |               |              |                   | a            |       | a                |                 |              |
| 86, AIOLOU STR. ATHINA                               | (210)-3341000    | (210)-3228187    |     |                    |               |              |                   |              |       |                  |                 |              |
| 68, AKADIMIAS STR. ATHINA                            | (210)-3328817    | (210)-3328678    |     |                    |               |              |                   |              |       |                  |                 |              |
| NBG SECURITIES S.A.                                  |                  |                  |     | a                  |               | a            |                   | a            |       |                  |                 | a            |
| 68, AKADIMIAS STR. ATHINA                            | (210)-3328500    | (210)-3328565    |     |                    |               |              |                   |              |       |                  |                 |              |
| NEW PROTON BANK S.A.                                 |                  |                  |     | a                  |               |              | a                 |              |       |                  | a               |              |
| 20, ESLIN & AMALIADOS ATHINA                         | 210 6970000      | 210 6970111      |     |                    |               |              |                   |              |       |                  |                 |              |
| NIC. COMNINOS SECURITIES S.A.                        |                  |                  |     | a                  |               |              |                   |              | a     |                  |                 | a            |
| 33, STADIOU STR. ATHINA                              | (210)-3215234    | (210)-3218847    |     |                    |               |              |                   |              |       |                  |                 |              |
| NORTHERN GREECE SECURITIES CO. S.A.                  |                  |                  |     | a                  |               |              |                   |              |       |                  |                 |              |
| 148, MOMFERATOU STR ATHINA                           | (210)-6475300    | (210)-6452929    |     |                    |               |              |                   |              |       |                  |                 |              |
| NUNTILUS SECURITIES S.A                              |                  |                  |     | a                  |               |              |                   |              | a     |                  |                 | a            |
| 6, DRAGATSANIOU STR. ATHINA                          | (210)-3350599    | (210)-3254846    |     |                    |               |              |                   |              |       |                  |                 |              |
| OLYMPIA SECURITIES S.A                               |                  |                  |     | a                  |               |              |                   |              |       |                  |                 |              |
| 46B, A. METAXA STR. GLYFADA                          | (210)-3702500    | (210)-3702520    |     |                    |               |              |                   |              |       |                  |                 |              |
| ORANGE PARTNERS SECURITIES S.A                       |                  |                  |     | a                  |               |              |                   |              |       |                  |                 |              |
| 5, TZORTZ STR. ATHINA                                | (210)-3300009    | (210)-3305240    |     |                    |               |              |                   |              |       |                  |                 |              |
| PANTELAKIS SEC. S.A.                                 |                  |                  |     | a                  |               |              | a                 |              |       |                  |                 | a            |
| 109-111, MESOGION AVE. ATHINA                        | (210)-6965000    | (210)-6929550    |     |                    |               |              |                   |              |       |                  |                 |              |
| PEGASUS BROKERAGE FIRM S.A                           |                  |                  |     | a                  |               |              | a                 |              |       |                  |                 |              |
| 17, VALAORITOU STR. ATHINA                           | (210)-3670700    | (210)-3670760    |     |                    |               |              |                   |              |       |                  |                 |              |

**Athex & ATHEXClear Members List**

| Member Name  |                  |                  |     | Stock Market  |               |              | Derivatives Market |              |       | ATHEXClear Member |                 |              |
|--|------------------|------------------|-----|---------------|---------------|--------------|--------------------|--------------|-------|-------------------|-----------------|--------------|
|  | Address          | Phone            | Fax | Market Member | Remote Member | Market Maker | Proprietary        | Market Maker | Agent | General Clearing  | Direct Clearing | Non Clearing |
| PIRAEUS BANK S.A.  |                  |                  |     |               |               |              |                    |              | a     | a                 |                 |              |
| 4, AMERIKIS STR. ATHINA  | (210)-3335918    | (210)-3254207    |     |               |               |              |                    |              |       |                   |                 |              |
| 4, AMERIKIS STR. ATHINA  | (210)-3335000    | (210)-3335079    |     |               |               |              |                    |              |       |                   |                 |              |
| PIRAEUS SECURITIES S.A.  |                  |                  |     | a             |               |              |                    | a            |       |                   | a               |              |
| 10, STADIU STR. ATHINA   | (210)-3354100    | (210)-3233814    |     |               |               |              |                    |              |       |                   |                 |              |
| PRELIUM SECURITIES & INVESTMENT SERVICES S.A.                    |                  |                  |     | a             |               |              | a                  |              |       |                   |                 | a            |
| , KIFISSIAS AVE. & 1 DAVAKI STR. ATHINA                          | (210)-3677000    | (210)-6920403    |     |               |               |              |                    |              |       |                   |                 |              |
| PROBANK S.A.   |                  |                  |     | a             |               |              |                    |              |       |                   |                 |              |
| 10, AMERIKIS STR. ATHINA   | (210)-3392631    | (210)-3392646    |     |               |               |              |                    |              |       |                   |                 |              |
| PROCHOICE SECURITIES LTD   |                  |                  |     | a             | a             |              |                    |              |       |                   |                 |              |
| 57, SPYROU KYPRIANOY NICOSIA                                     | +357-24-661192   | +357-24-662464   |     |               |               |              |                    |              |       |                   |                 |              |
| SHARELINK SECURITIES & FINANCIAL SERVICES LTD                    |                  |                  |     | a             | a             |              |                    |              |       |                   |                 |              |
| 6, ELLINAS HOUSE, THEOTOKI STR. NICOSIA                          | (+35722)-554200  | (+35722)-750852  |     |               |               |              |                    |              |       |                   |                 |              |
| SOCIETE GENERALE S.A.  |                  |                  |     | a             | a             |              | a                  |              |       |                   |                 |              |
| 17, COURS VALMY PUTEAUX - LA DEFENSE PARIS                       | (+33) 142134754  | (+33) 142135697  |     |               |               |              |                    |              |       |                   |                 |              |
| 240-242, KIFISSIAS AVE. ATHINA                                   | (210)-6790161    | (210)-6728828    |     |               |               |              |                    |              |       |                   |                 |              |
| SOLIDUS SECURITIES S.A.  |                  |                  |     | a             |               |              | a                  |              |       |                   | a               |              |
| 64, LOUIZIS RIANKOUR STR. ATHINA                                 | (210)-6925500    | (210)-6985421    |     |               |               |              |                    |              |       |                   |                 |              |
| SOTIRIADIS SECURITIES S.A.                                       |                  |                  |     | a             |               |              |                    |              |       |                   |                 |              |
| 7, VALAORITOU STR. ATHINA  | (210)-3636943    | (210)-3601943    |     |               |               |              |                    |              |       |                   |                 |              |
| ST. EM. LAVRENTAKIS SECURITIES S.A.                              |                  |                  |     | a             |               |              | a                  |              |       |                   |                 | a            |
| 7 - 9, SOPHOCLEOUS STR. ATHINA                                   | (210)-3213336    | (210)-3246572    |     |               |               |              |                    |              |       |                   |                 |              |
| THE CYPRUS INVESTMENT AND SECURITIES CORPORATION LIMITED (CISCO) |                  |                  |     | a             | a             |              |                    |              |       |                   |                 |              |
| 4, EVROU STR. (EUROLIFE HOUSE) NICOSIA                           | (+35722)-881800  | (+35722)-881801  |     |               |               |              |                    |              |       |                   |                 |              |
| UBS LIMITED  |                  |                  |     | a             | a             |              |                    |              |       |                   |                 |              |
| 1, FINSBURY AVENUE LONDON  | (+4420)-79013333 | (+4420)-79012345 |     |               |               |              |                    |              |       |                   |                 |              |
| Z.G. PORTALAKIS INVESTMENT SERVICES S.A.                         |                  |                  |     | a             |               |              |                    |              |       |                   |                 |              |
| 8, PESMAZOGLU STR. ATHINA  | (210)-3214830    | (210)-3212024    |     |               |               |              |                    |              |       |                   |                 |              |
| KARAMANOF SECURITIES & INV. SERVICES S.A.                        |                  |                  |     | a             |               |              |                    |              | a     |                   | a               |              |
| 2, SQ. ST THEODORON ATHINA                                       | (210)-3212947    | (210)-3217088    |     |               |               |              |                    |              |       |                   |                 |              |

List of Stocks under Market Making operations

| Stocks                              | Market Maker                           | Stock Category      |                         |
|-------------------------------------|--|---------------------|-------------------------|
|                                     |  | Start Market Making | End Market Making       |
| <b>ATE (CR)</b>                     |  |                     | <b>Under Suspension</b> |
|                                     | INVESTMENT BANK OF GREECE S.A.         | 28/3/2012           | 27/3/2013               |
| <b>TT HELLENIC POSTBANK (CR)</b>    |  |                     | <b>Under Suspension</b> |
|                                     | INVESTMENT BANK OF GREECE S.A.         | 28/3/2012           | 27/3/2013               |
| <b>ALPHA BANK (CR)</b>              |  |                     | <b>Main Market</b>      |
|                                     | EUROBANK EQUITIES S.A.                 | 24/10/2012          | 23/10/2013              |
|                                     | INVESTMENT BANK OF GREECE S.A.         | 8/1/2013            | 7/1/2014                |
|                                     | MERIT SECURITIES S.A.                  | 3/9/2012            | 2/9/2013                |
|                                     | NBG SECURITIES S.A.                    | 15/1/2013           | 14/1/2014               |
|                                     | PIRAEUS SECURITIES S.A.                | 28/5/2012           | 27/5/2013               |
| <b>ALUMIL (CR)</b>                  |  |                     | <b>Main Market</b>      |
|                                     | BETA SECURITIES S.A.                   | 18/7/2012           | 17/7/2013               |
| <b>BANK OF CYPRUS (CR)</b>          |  |                     | <b>Main Market</b>      |
|                                     | EUROBANK EQUITIES S.A.                 | 23/10/2012          | 22/10/2013              |
|                                     | INVESTMENT BANK OF GREECE S.A.         | 2/1/2013            | 1/1/2014                |
|                                     | NBG SECURITIES S.A.                    | 25/6/2012           | 24/6/2013               |
| <b>BYTE COMPUTER SA (CR)</b>        |  |                     | <b>Main Market</b>      |
|                                     | MERIT SECURITIES S.A.                  | 4/8/2012            | 3/8/2013                |
| <b>COCA - COLA HBC (CR)</b>         |  |                     | <b>Main Market</b>      |
|                                     | EUROBANK EQUITIES S.A.                 | 23/10/2012          | 22/10/2013              |
|                                     | INVESTMENT BANK OF GREECE S.A.         | 8/1/2013            | 7/1/2014                |
|                                     | NBG SECURITIES S.A.                    | 25/6/2012           | 24/6/2013               |
| <b>CYPRUS POPULAR BANK (CR)</b>     |  |                     | <b>Main Market</b>      |
|                                     | NBG SECURITIES S.A.                    | 2/6/2012            | 1/6/2013                |
|                                     | PIRAEUS SECURITIES S.A.                | 2/2/2013            | 1/2/2014                |
| <b>ELLAKTOR (CR)</b>                |  |                     | <b>Main Market</b>      |
|                                     | EUROBANK EQUITIES S.A.                 | 1/6/2012            | 31/5/2013               |
|                                     | INVESTMENT BANK OF GREECE S.A.         | 2/1/2013            | 1/1/2014                |
|                                     | NBG SECURITIES S.A.                    | 25/6/2012           | 24/6/2013               |
| <b>ELTON SA (CR)</b>                |  |                     | <b>Main Market</b>      |
|                                     | BETA SECURITIES S.A.                   | 3/9/2012            | 2/9/2013                |
| <b>EUROBANK ERGASIAS (CR)</b>       |  |                     | <b>Main Market</b>      |
|                                     | ALPHA FINANCE INVESTMENT SERVICES S.A. | 8/1/2013            | 7/1/2014                |
|                                     | EUROBANK EQUITIES S.A.                 | 1/6/2012            | 31/5/2013               |
|                                     | INVESTMENT BANK OF GREECE S.A.         | 8/1/2013            | 7/1/2014                |
|                                     | NBG SECURITIES S.A.                    | 26/3/2012           | 25/3/2013               |
| <b>FRIGOGLASS SA (CR)</b>           |  |                     | <b>Main Market</b>      |
|                                     | EUROBANK EQUITIES S.A.                 | 18/7/2012           | 17/7/2013               |
| <b>GEK TERNA (CR)</b>               |  |                     | <b>Main Market</b>      |
|                                     | INVESTMENT BANK OF GREECE S.A.         | 2/1/2013            | 1/1/2014                |
| <b>GR. SARANTIS SA (CR)</b>         |  |                     | <b>Main Market</b>      |
|                                     | BETA SECURITIES S.A.                   | 14/5/2012           | 13/5/2013               |
| <b>HELLENIC EXCHANGES (CR)</b>      |  |                     | <b>Main Market</b>      |
|                                     | EUROBANK EQUITIES S.A.                 | 1/6/2012            | 31/5/2013               |
|                                     | INVESTMENT BANK OF GREECE S.A.         | 2/1/2013            | 1/1/2014                |
|                                     | NBG SECURITIES S.A.                    | 25/6/2012           | 24/6/2013               |
| <b>INTRACOM CONSTR. (CR)</b>        |  |                     | <b>Main Market</b>      |
|                                     | MERIT SECURITIES S.A.                  | 27/12/2012          | 26/12/2013              |
|                                     | MERIT SECURITIES S.A.                  | 27/12/2011          | 26/12/2013              |
| <b>INTRALOT (CR)</b>                |  |                     | <b>Main Market</b>      |
|                                     | EUROBANK EQUITIES S.A.                 | 1/6/2012            | 31/5/2013               |
|                                     | INVESTMENT BANK OF GREECE S.A.         | 2/1/2013            | 1/1/2014                |
| <b>MARFIN INVESTMENT GROUP (CR)</b> |  |                     | <b>Main Market</b>      |
|                                     | PIRAEUS SECURITIES S.A.                | 2/2/2013            | 1/2/2014                |
| <b>MLS MULTIMEDIA SA (CR)</b>       |  |                     | <b>Main Market</b>      |
|                                     | BETA SECURITIES S.A.                   | 28/5/2012           | 27/5/2013               |
| <b>MOTOR OIL (CR)</b>               |  |                     | <b>Main Market</b>      |
|                                     | EUROBANK EQUITIES S.A.                 | 23/10/2012          | 22/10/2013              |
| <b>MYTILINEOS HOLDINGS (CR)</b>     |  |                     | <b>Main Market</b>      |
|                                     | INVESTMENT BANK OF GREECE S.A.         | 2/1/2013            | 1/1/2014                |
|                                     | NBG SECURITIES S.A.                    | 25/6/2012           | 24/6/2013               |
| <b>NATIONAL BANK (CR)</b>           |  |                     | <b>Main Market</b>      |
|                                     | ALPHA FINANCE INVESTMENT SERVICES S.A. | 8/1/2013            | 7/1/2014                |
|                                     | EUROBANK EQUITIES S.A.                 | 24/10/2012          | 23/10/2013              |
|                                     | INVESTMENT BANK OF GREECE S.A.         | 8/1/2013            | 7/1/2014                |
|                                     | MERIT SECURITIES S.A.                  | 3/9/2012            | 2/9/2013                |
|                                     | NBG SECURITIES S.A.                    | 28/2/2012           | 27/2/2013               |

List of Stocks under Market Making operations

| Stocks                         | Market Maker                           | Stock Category      |                   |
|--------------------------------|--|---------------------|-------------------|
|                                |  | Start Market Making | End Market Making |
| <b>OPAP (CR)</b>               |  |                     |                   |
|                                |  | <b>Main Market</b>  |                   |
|                                | ALPHA FINANCE INVESTMENT SERVICES S.A. | 8/1/2013            | 7/1/2014          |
|                                | EUROBANK EQUITIES S.A.                 | 24/10/2012          | 23/10/2013        |
|                                | INVESTMENT BANK OF GREECE S.A.         | 8/1/2013            | 7/1/2014          |
|                                | NBG SECURITIES S.A.                    | 15/1/2013           | 14/1/2014         |
| <b>OTE (CR)</b>                |  |                     |                   |
|                                |  | <b>Main Market</b>  |                   |
|                                | ALPHA FINANCE INVESTMENT SERVICES S.A. | 8/1/2013            | 7/1/2014          |
|                                | EUROBANK EQUITIES S.A.                 | 24/10/2012          | 23/10/2013        |
|                                | INVESTMENT BANK OF GREECE S.A.         | 8/1/2013            | 7/1/2014          |
|                                | NBG SECURITIES S.A.                    | 1/12/2012           | 30/11/2013        |
| <b>PETROPOULOS PETROS (CR)</b> |  |                     |                   |
|                                |  | <b>Main Market</b>  |                   |
|                                | BETA SECURITIES S.A.                   | 28/5/2012           | 27/5/2013         |
| <b>PIRAEUS BANK (CR)</b>       |  |                     |                   |
|                                |  | <b>Main Market</b>  |                   |
|                                | EUROBANK EQUITIES S.A.                 | 23/10/2012          | 22/10/2013        |
|                                | INVESTMENT BANK OF GREECE S.A.         | 8/1/2013            | 7/1/2014          |
|                                | NBG SECURITIES S.A.                    | 2/6/2012            | 1/6/2013          |
|                                | PIRAEUS SECURITIES S.A.                | 16/2/2012           | 15/2/2013         |
| <b>PPC (CR)</b>                |  |                     |                   |
|                                |  | <b>Main Market</b>  |                   |
|                                | ALPHA FINANCE INVESTMENT SERVICES S.A. | 8/1/2013            | 7/1/2014          |
|                                | EUROBANK EQUITIES S.A.                 | 23/10/2012          | 22/10/2013        |
|                                | INVESTMENT BANK OF GREECE S.A.         | 8/1/2013            | 7/1/2014          |
|                                | NBG SECURITIES S.A.                    | 26/3/2012           | 25/3/2013         |
| <b>TITAN CEMENT (CR)</b>       |  |                     |                   |
|                                |  | <b>Main Market</b>  |                   |
|                                | EUROBANK EQUITIES S.A.                 | 23/10/2012          | 22/10/2013        |
| <b>VIOHALCO (CB)</b>           |  |                     |                   |
|                                |  | <b>Main Market</b>  |                   |
|                                | ALPHA FINANCE INVESTMENT SERVICES S.A. | 11/3/2012           | 10/3/2013         |
|                                | EUROBANK EQUITIES S.A.                 | 20/1/2013           | 19/1/2014         |
|                                | MERIT SECURITIES S.A.                  | 13/12/2012          | 12/12/2013        |

| Underlying Asset                    |           |               |        | Derivatives Market                                |            |           |           |            |               |          |           |                  |        |           |          |        |        |        |               |        |               |        |
|-------------------------------------|-----------|---------------|--------|---|------------|-----------|-----------|------------|---------------|----------|-----------|------------------|--------|-----------|----------|--------|--------|--------|---------------|--------|---------------|--------|
| Price max                           | Price min | Closing price | change | Delivery Month                                    | Open price | Price max | Price min | Last price | Closing price | Last Bid | Last Ask  | Settlement price | change | Life high | Life low | Trades | Volume | change | Value         | change | Open Interest | change |
| <b>FTSE/Athex Large Cap</b>         |           |               |        | (Trade Unit: 1 Index Point x 5€, Cash Settlement) |            |           |           |            |               |          |           |                  |        |           |          |        |        |        |               |        |               |        |
| 352,55                              | 343,36    | 349,27        | 2,49%  | March 2013  | 346,00     | 355,75    | 346,00    | 350,75     | 351,75        | 4@350,75 | 22@351,00 | 351,75           | 2,25%  | 355,75    | 285,50   | 645    | 6.090  | 92,05% | 10.677.503,75 | 96,76% | 33.193        | -4,57% |
|                                     |           |               |        | June 2013   | ---        | ---       | ---       | ---        | ---           | ---      | ---       | ---              | ---    | ---       | ---      | ---    | ---    | ---    | ---           | ---    | ---           | ---    |
|                                     |           |               |        | September 2013                                    | ---        | ---       | ---       | ---        | ---           | ---      | ---       | ---              | ---    | ---       | ---      | ---    | ---    | ---    | ---           | ---    | ---           | ---    |
|                                     |           |               |        | December 2013                                     | ---        | ---       | ---       | ---        | ---           | ---      | ---       | ---              | ---    | ---       | ---      | ---    | ---    | ---    | ---           | ---    | ---           | ---    |
| <b>FTSE/ATHEX-CSE Banking Index</b> |           |               |        | (Trade Unit: 1 Index Point x 1€, Cash Settlement) |            |           |           |            |               |          |           |                  |        |           |          |        |        |        |               |        |               |        |
| 160,31                              | 152,24    | 157,25        | 3,29%  | February 2013                                     | ---        | ---       | ---       | ---        | 158,50        | ---      | ---       | 158,50           | 3,26%  | 189,00    | 154,00   | ---    | ---    | ---    | ---           | ---    | ---           | ---    |
|                                     |           |               |        | March 2013  | ---        | ---       | ---       | ---        | 165,50        | ---      | ---       | 165,50           | 3,28%  | 168,50    | 141,25   | ---    | ---    | ---    | ---           | ---    | 5             | 0,00%  |
|                                     |           |               |        | April 2013  | ---        | ---       | ---       | ---        | ---           | ---      | ---       | ---              | ---    | ---       | ---      | ---    | ---    | ---    | ---           | ---    | ---           | ---    |
|                                     |           |               |        | June 2013   | ---        | ---       | ---       | ---        | ---           | ---      | ---       | ---              | ---    | ---       | ---      | ---    | ---    | ---    | ---           | ---    | ---           | ---    |
|                                     |           |               |        | September 2013                                    | ---        | ---       | ---       | ---        | ---           | ---      | ---       | ---              | ---    | ---       | ---      | ---    | ---    | ---    | ---           | ---    | ---           | ---    |
|                                     |           |               |        | December 2013                                     | ---        | ---       | ---       | ---        | ---           | ---      | ---       | ---              | ---    | ---       | ---      | ---    | ---    | ---    | ---           | ---    | ---           | ---    |

| Underlying Asset                               |           |               |        | Derivatives Market |            |           |           |            |               |          |           |                  |        |           |          |        |        |          |              |          |               |         |
|--|-----------|---------------|--------|--------------------|------------|-----------|-----------|------------|---------------|----------|-----------|------------------|--------|-----------|----------|--------|--------|----------|--------------|----------|---------------|---------|
| Price max                                      | Price min | Closing price | change | Delivery Month     | Open price | Price max | Price min | Last price | Closing price | Last Bid | Last Ask  | Settlement price | change | Life high | Life low | Trades | Volume | change   | Value        | change   | Open Interest | change  |
| (Contract Size: 100 Stocks, Physical Delivery) |           |               |        |                    |            |           |           |            |               |          |           |                  |        |           |          |        |        |          |              |          |               |         |
| 1,44   | 1,33      | 1,42          | 7,58%  | March 2013         | 1,30       | 1,44      | 1,30      | 1,42       | 1,41          | 92@1,42  | 318@1,43  | 1,41             | 7,63%  | 2,03      | 1,13     | 493    | 12,992 | 110,60%  | 1.806.830,00 | 122,72%  | 28.194        | -3,12%  |
|  |           |               |        | June 2013          | ---        | ---       | ---       | ---        | 1,42          | ---      | 318@1,46  | 1,42             | 7,58%  | 1,95      | 1,16     | ---    | ---    | ---      | ---          | ---      | 281           | 0,00%   |
|  |           |               |        | September 2013     | 1,39       | 1,39      | 1,39      | 1,39       | 1,41          | ---      | ---       | 1,41             | 6,02%  | 1,46      | 1,19     | 1      | 250    | -50,00%  | 34.750,00    | -47,94%  | 500           | 100,00% |
|  |           |               |        | December 2013      | ---        | ---       | ---       | ---        | ---           | ---      | ---       | ---              | ---    | ---       | ---      | ---    | ---    | ---      | ---          | ---      | ---           | ---     |
| (Contract Size: 100 Stocks, Physical Delivery) |           |               |        |                    |            |           |           |            |               |          |           |                  |        |           |          |        |        |          |              |          |               |         |
| 0,244  | 0,236     | 0,237         | -0,84% | March 2013         | 0,241      | 0,243     | 0,233     | 0,233      | 0,235         | 5@0,233  | 100@0,244 | 0,235            | -0,84% | 0,390     | 0,225    | 18     | 415    | -58,08%  | 10.002,50    | -57,20%  | 40.883        | 0,10%   |
|  |           |               |        | June 2013          | ---        | ---       | ---       | ---        | 0,229         | ---      | 100@0,264 | 0,229            | -0,87% | 0,272     | 0,270    | ---    | ---    | ---      | ---          | ---      | ---           | ---     |
|  |           |               |        | September 2013     | ---        | ---       | ---       | ---        | ---           | ---      | ---       | ---              | ---    | ---       | ---      | ---    | ---    | ---      | ---          | ---      | ---           | ---     |
|  |           |               |        | December 2013      | ---        | ---       | ---       | ---        | ---           | ---      | ---       | ---              | ---    | ---       | ---      | ---    | ---    | ---      | ---          | ---      | ---           | ---     |
| (Contract Size: 100 Stocks, Physical Delivery) |           |               |        |                    |            |           |           |            |               |          |           |                  |        |           |          |        |        |          |              |          |               |         |
| 20,01  | 19,66     | 20,01         | 2,61%  | March 2013         | 19,85      | 20,00     | 19,69     | 19,99      | 20,09         | 2@19,84  | 1@20,00   | 20,09            | 2,60%  | 20,00     | 14,41    | 20     | 36     | -2,70%   | 71.594,00    | -1,84%   | 848           | 0,36%   |
|  |           |               |        | June 2013          | 19,96      | 19,96     | 19,80     | 19,90      | 20,18         | ---      | 1@20,19   | 20,18            | 3,17%  | 19,96     | 16,62    | 3      | 80     | ---      | 159.240,00   | ---      | ---           | ---     |
|  |           |               |        | September 2013     | ---        | ---       | ---       | ---        | ---           | ---      | ---       | ---              | ---    | ---       | ---      | ---    | ---    | ---      | ---          | ---      | ---           | ---     |
|  |           |               |        | December 2013      | ---        | ---       | ---       | ---        | ---           | ---      | ---       | ---              | ---    | ---       | ---      | ---    | ---    | ---      | ---          | ---      | ---           | ---     |
| (Contract Size: 100 Stocks, Physical Delivery) |           |               |        |                    |            |           |           |            |               |          |           |                  |        |           |          |        |        |          |              |          |               |         |
| 0,043  | 0,041     | 0,042         | 0,00%  | March 2013         | ---        | ---       | ---       | ---        | 0,043         | 18@0,040 | 200@0,047 | 0,043            | 0,00%  | 0,432     | 0,036    | ---    | ---    | -100,00% | ---          | -100,00% | 14.132        | 0,00%   |
|  |           |               |        | June 2013          | ---        | ---       | ---       | ---        | ---           | ---      | 200@0,057 | ---              | ---    | ---       | ---      | ---    | ---    | ---      | ---          | ---      | ---           | ---     |
|  |           |               |        | September 2013     | ---        | ---       | ---       | ---        | ---           | ---      | ---       | ---              | ---    | ---       | ---      | ---    | ---    | ---      | ---          | ---      | ---           | ---     |
|  |           |               |        | December 2013      | ---        | ---       | ---       | ---        | ---           | ---      | ---       | ---              | ---    | ---       | ---      | ---    | ---    | ---      | ---          | ---      | ---           | ---     |
| (Contract Size: 100 Stocks, Physical Delivery) |           |               |        |                    |            |           |           |            |               |          |           |                  |        |           |          |        |        |          |              |          |               |         |
| 2,24   | 2,14      | 2,18          | 2,83%  | March 2013         | 2,16       | 2,23      | 2,13      | 2,17       | 2,18          | 1@2,16   | 30@2,17   | 2,18             | 1,87%  | 2,39      | 1,36     | 75     | 707    | 230,37%  | 154.935,00   | 239,14%  | 9.562         | -0,90%  |
|  |           |               |        | June 2013          | ---        | ---       | ---       | ---        | 2,15          | ---      | 30@2,21   | 2,15             | 1,90%  | 2,34      | 1,54     | ---    | ---    | ---      | ---          | ---      | 1             | 0,00%   |
|  |           |               |        | September 2013     | ---        | ---       | ---       | ---        | 2,15          | ---      | ---       | 2,15             | 1,90%  | 2,21      | 2,07     | ---    | ---    | ---      | ---          | ---      | ---           | ---     |
|  |           |               |        | December 2013      | ---        | ---       | ---       | ---        | ---           | ---      | ---       | ---              | ---    | ---       | ---      | ---    | ---    | ---      | ---          | ---      | ---           | ---     |
| (Contract Size: 100 Stocks, Physical Delivery) |           |               |        |                    |            |           |           |            |               |          |           |                  |        |           |          |        |        |          |              |          |               |         |
| 0,641  | 0,618     | 0,640         | 3,73%  | March 2013         | 0,635      | 0,650     | 0,632     | 0,641      | 0,637         | 3@0,621  | 7@0,641   | 0,637            | 3,75%  | 1,27      | 0,535    | 27     | 651    | 491,82%  | 41.488,40    | 505,66%  | 4.382         | -2,95%  |
|  |           |               |        | June 2013          | ---        | ---       | ---       | ---        | 0,639         | ---      | 7@0,651   | 0,639            | 3,73%  | 0,639     | 0,612    | ---    | ---    | ---      | ---          | ---      | ---           | ---     |
|  |           |               |        | September 2013     | ---        | ---       | ---       | ---        | ---           | ---      | ---       | ---              | ---    | ---       | ---      | ---    | ---    | ---      | ---          | ---      | ---           | ---     |
|  |           |               |        | December 2013      | ---        | ---       | ---       | ---        | ---           | ---      | ---       | ---              | ---    | ---       | ---      | ---    | ---    | ---      | ---          | ---      | ---           | ---     |
| (Contract Size: 100 Stocks, Physical Delivery) |           |               |        |                    |            |           |           |            |               |          |           |                  |        |           |          |        |        |          |              |          |               |         |
| 6,40   | 6,08      | 6,10          | -0,33% | March 2013         | 6,25       | 6,39      | 6,18      | 6,20       | 6,20          | 1@6,11   | 5@6,23    | 6,20             | -0,96% | 6,39      | 4,93     | 26     | 147    | 406,90%  | 91.760,00    | 416,32%  | 525           | 13,64%  |
|  |           |               |        | June 2013          | ---        | ---       | ---       | ---        | ---           | ---      | 5@6,30    | ---              | ---    | ---       | ---      | ---    | ---    | ---      | ---          | ---      | ---           | ---     |
|  |           |               |        | September 2013     | ---        | ---       | ---       | ---        | ---           | ---      | ---       | ---              | ---    | ---       | ---      | ---    | ---    | ---      | ---          | ---      | ---           | ---     |
|  |           |               |        | December 2013      | ---        | ---       | ---       | ---        | ---           | ---      | ---       | ---              | ---    | ---       | ---      | ---    | ---    | ---      | ---          | ---      | ---           | ---     |
| (Contract Size: 100 Stocks, Physical Delivery) |           |               |        |                    |            |           |           |            |               |          |           |                  |        |           |          |        |        |          |              |          |               |         |
| 5,90   | 5,62      | 5,74          | 1,06%  | March 2013         | 5,75       | 5,86      | 5,68      | 5,81       | 5,80          | 2@5,81   | 5@5,90    | 5,80             | 1,40%  | 5,88      | 5,15     | 27     | 117    | 2240,00% | 67.671,00    | 2274,42% | 456           | 3,17%   |
|  |           |               |        | June 2013          | ---        | ---       | ---       | ---        | ---           | ---      | 5@5,95    | ---              | ---    | ---       | ---      | ---    | ---    | ---      | ---          | ---      | ---           | ---     |
|  |           |               |        | September 2013     | ---        | ---       | ---       | ---        | ---           | ---      | ---       | ---              | ---    | ---       | ---      | ---    | ---    | ---      | ---          | ---      | ---           | ---     |
|  |           |               |        | December 2013      | ---        | ---       | ---       | ---        | ---           | ---      | ---       | ---              | ---    | ---       | ---      | ---    | ---    | ---      | ---          | ---      | ---           | ---     |

| Underlying Asset                     |           |               |        | Derivatives Market                             |            |           |           |            |               |          |          |                  |        |           |          |        |        |         |            |         |               |        |
|--------------------------------------|-----------|---------------|--------|--|------------|-----------|-----------|------------|---------------|----------|----------|------------------|--------|-----------|----------|--------|--------|---------|------------|---------|---------------|--------|
| Price max                            | Price min | Closing price | change | Delivery Month                                 | Open price | Price max | Price min | Last price | Closing price | Last Bid | Last Ask | Settlement price | change | Life high | Life low | Trades | Volume | change  | Value      | change  | Open Interest | change |
| <b>GEK TERNA (CR)</b>                |           |               |        | (Contract Size: 100 Stocks, Physical Delivery) |            |           |           |            |               |          |          |                  |        |           |          |        |        |         |            |         |               |        |
| 2,57                                 | 2,46      | 2,49          | 1,22%  | March 2013                                     | 2,50       | 2,58      | 2,48      | 2,50       | 2,51          | 10@2,47  | 7@2,51   | 2,51             | 0,40%  | 2,79      | 1,33     | 58     | 568    | 30,28%  | 143.894,00 | 32,90%  | 17.081        | 1,76%  |
|                                      |           |               |        | June 2013                                      | 2,47       | 2,47      | 2,47      | 2,47       | 2,47          | ---      | 7@2,55   | 2,47             | -0,40% | 2,71      | 1,37     | 2      | 100    | -50,00% | 24.700,00  | -49,44% | 16.095        | -0,62% |
|                                      |           |               |        | September 2013                                 | 2,55       | 2,56      | 2,55      | 2,56       | 2,51          | ---      | ---      | 2,51             | 0,00%  | 2,62      | 2,55     | 2      | 100    | ---     | 25.550,00  | ---     | 100           | ---    |
|                                      |           |               |        | December 2013                                  | ---        | ---       | ---       | ---        | ---           | ---      | ---      | ---              | ---    | ---       | ---      | ---    | ---    | ---     | ---        | ---     | ---           | ---    |
| <b>HELL. DUTY FREE SHOPS SA (CR)</b> |           |               |        | (Contract Size: 100 Stocks, Physical Delivery) |            |           |           |            |               |          |          |                  |        |           |          |        |        |         |            |         |               |        |
| 13,80                                | 13,50     | 13,67         | 1,86%  | March 2013                                     | 13,47      | 13,90     | 13,47     | 13,70      | 13,56         | 5@13,60  | 1@13,80  | 13,56            | 1,88%  | 14,20     | 12,80    | 6      | 22     | -18,52% | 30.315,00  | -14,85% | 527           | 2,73%  |
|                                      |           |               |        | June 2013                                      | ---        | ---       | ---       | ---        | ---           | ---      | 1@13,97  | ---              | ---    | ---       | ---      | ---    | ---    | ---     | ---        | ---     | ---           | ---    |
|                                      |           |               |        | September 2013                                 | ---        | ---       | ---       | ---        | ---           | ---      | ---      | ---              | ---    | ---       | ---      | ---    | ---    | ---     | ---        | ---     | ---           | ---    |
|                                      |           |               |        | December 2013                                  | ---        | ---       | ---       | ---        | ---           | ---      | ---      | ---              | ---    | ---       | ---      | ---    | ---    | ---     | ---        | ---     | ---           | ---    |
| <b>HELLENIC EXCHANGES (CR)</b>       |           |               |        | (Contract Size: 100 Stocks, Physical Delivery) |            |           |           |            |               |          |          |                  |        |           |          |        |        |         |            |         |               |        |
| 5,44                                 | 5,19      | 5,40          | 4,25%  | March 2013                                     | 5,25       | 5,45      | 5,20      | 5,42       | 5,45          | 5@5,41   | 4@5,44   | 5,45             | 5,42%  | 5,45      | 3,26     | 95     | 531    | 168,18% | 284.401,00 | 177,93% | 2.630         | -3,20% |
|                                      |           |               |        | June 2013                                      | 5,46       | 5,46      | 5,46      | 5,46       | 5,50          | ---      | 4@5,49   | 5,50             | 6,59%  | 5,46      | 3,28     | 1      | 1      | ---     | 546,00     | ---     | 1             | ---    |
|                                      |           |               |        | September 2013                                 | ---        | ---       | ---       | ---        | 5,44          | ---      | ---      | 5,44             | 5,43%  | 4,97      | 4,90     | ---    | ---    | ---     | ---        | ---     | ---           | ---    |
|                                      |           |               |        | December 2013                                  | ---        | ---       | ---       | ---        | ---           | ---      | ---      | ---              | ---    | ---       | ---      | ---    | ---    | ---     | ---        | ---     | ---           | ---    |
| <b>HELLENIC PETROLEUM (CR)</b>       |           |               |        | (Contract Size: 100 Stocks, Physical Delivery) |            |           |           |            |               |          |          |                  |        |           |          |        |        |         |            |         |               |        |
| 8,97                                 | 8,69      | 8,90          | 1,25%  | March 2013                                     | 8,80       | 8,92      | 8,71      | 8,78       | 9,00          | 2@8,81   | 1@8,92   | 9,00             | 1,24%  | 8,99      | 6,34     | 27     | 117    | 77,27%  | 103.178,00 | 79,31%  | 1.952         | 0,51%  |
|                                      |           |               |        | June 2013                                      | ---        | ---       | ---       | ---        | ---           | ---      | 1@8,97   | ---              | ---    | ---       | ---      | ---    | ---    | ---     | ---        | ---     | ---           | ---    |
|                                      |           |               |        | September 2013                                 | ---        | ---       | ---       | ---        | ---           | ---      | ---      | ---              | ---    | ---       | ---      | ---    | ---    | ---     | ---        | ---     | ---           | ---    |
|                                      |           |               |        | December 2013                                  | ---        | ---       | ---       | ---        | ---           | ---      | ---      | ---              | ---    | ---       | ---      | ---    | ---    | ---     | ---        | ---     | ---           | ---    |
| <b>INTRALOT (CR)</b>                 |           |               |        | (Contract Size: 100 Stocks, Physical Delivery) |            |           |           |            |               |          |          |                  |        |           |          |        |        |         |            |         |               |        |
| 2,36                                 | 2,25      | 2,30          | 3,14%  | March 2013                                     | 2,25       | 2,36      | 2,25      | 2,31       | 2,32          | 16@2,28  | 10@2,33  | 2,32             | 4,50%  | 2,36      | 1,12     | 168    | 1.204  | 12,52%  | 277.944,00 | 19,61%  | 10.098        | -2,21% |
|                                      |           |               |        | June 2013                                      | ---        | ---       | ---       | ---        | 2,28          | ---      | 10@2,37  | 2,28             | 4,59%  | 1,53      | 1,47     | ---    | ---    | ---     | ---        | ---     | ---           | ---    |
|                                      |           |               |        | September 2013                                 | ---        | ---       | ---       | ---        | ---           | ---      | ---      | ---              | ---    | ---       | ---      | ---    | ---    | ---     | ---        | ---     | ---           | ---    |
|                                      |           |               |        | December 2013                                  | ---        | ---       | ---       | ---        | ---           | ---      | ---      | ---              | ---    | ---       | ---      | ---    | ---    | ---     | ---        | ---     | ---           | ---    |
| <b>JUMBO SA (CR)</b>                 |           |               |        | (Contract Size: 100 Stocks, Physical Delivery) |            |           |           |            |               |          |          |                  |        |           |          |        |        |         |            |         |               |        |
| 7,27                                 | 6,82      | 7,27          | 7,70%  | March 2013                                     | 6,92       | 7,22      | 6,92      | 7,22       | 7,21          | 2@7,07   | 10@7,30  | 7,21             | 6,19%  | 7,22      | 5,90     | 21     | 73     | -45,11% | 51.504,00  | -42,12% | 294           | -8,70% |
|                                      |           |               |        | June 2013                                      | ---        | ---       | ---       | ---        | ---           | ---      | 10@7,37  | ---              | ---    | ---       | ---      | ---    | ---    | ---     | ---        | ---     | ---           | ---    |
|                                      |           |               |        | September 2013                                 | ---        | ---       | ---       | ---        | ---           | ---      | ---      | ---              | ---    | ---       | ---      | ---    | ---    | ---     | ---        | ---     | ---           | ---    |
|                                      |           |               |        | December 2013                                  | ---        | ---       | ---       | ---        | ---           | ---      | ---      | ---              | ---    | ---       | ---      | ---    | ---    | ---     | ---        | ---     | ---           | ---    |
| <b>MARFIN INVESTMENT GROUP (CR)</b>  |           |               |        | (Contract Size: 100 Stocks, Physical Delivery) |            |           |           |            |               |          |          |                  |        |           |          |        |        |         |            |         |               |        |
| 0,513                                | 0,492     | 0,498         | 1,01%  | March 2013                                     | 0,507      | 0,513     | 0,498     | 0,504      | 0,496         | 1@0,502  | 37@0,504 | 0,496            | 1,02%  | 0,568     | 0,324    | 85     | 1.891  | 170,92% | 95.460,80  | 180,76% | 22.457        | 1,57%  |
|                                      |           |               |        | June 2013                                      | ---        | ---       | ---       | ---        | 0,514         | ---      | 37@0,524 | 0,514            | 0,98%  | 0,531     | 0,477    | ---    | ---    | ---     | ---        | ---     | 1             | 0,00%  |
|                                      |           |               |        | September 2013                                 | ---        | ---       | ---       | ---        | ---           | ---      | ---      | ---              | ---    | ---       | ---      | ---    | ---    | ---     | ---        | ---     | ---           | ---    |
|                                      |           |               |        | December 2013                                  | ---        | ---       | ---       | ---        | ---           | ---      | ---      | ---              | ---    | ---       | ---      | ---    | ---    | ---     | ---        | ---     | ---           | ---    |
| <b>METKA (CR)</b>                    |           |               |        | (Contract Size: 100 Stocks, Physical Delivery) |            |           |           |            |               |          |          |                  |        |           |          |        |        |         |            |         |               |        |
| 12,10                                | 11,45     | 12,10         | 7,08%  | March 2013                                     | 11,74      | 12,00     | 11,74     | 12,00      | 12,25         | 3@11,82  | 1@12,23  | 12,25            | 7,08%  | 12,00     | 6,35     | 19     | 41     | -14,58% | 48.723,00  | -10,39% | 771           | -0,26% |
|                                      |           |               |        | June 2013                                      | ---        | ---       | ---       | ---        | 12,57         | ---      | 1@12,30  | 12,57            | 7,07%  | 11,54     | 9,63     | ---    | ---    | ---     | ---        | ---     | ---           | ---    |
|                                      |           |               |        | September 2013                                 | ---        | ---       | ---       | ---        | ---           | ---      | ---      | ---              | ---    | ---       | ---      | ---    | ---    | ---     | ---        | ---     | ---           | ---    |
|                                      |           |               |        | December 2013                                  | ---        | ---       | ---       | ---        | ---           | ---      | ---      | ---              | ---    | ---       | ---      | ---    | ---    | ---     | ---        | ---     | ---           | ---    |

| Underlying Asset                               |           |               |        | Derivatives Market |            |           |           |            |               |          |          |                  |        |           |          |        |        |          |              |          |               |         |
|--|-----------|---------------|--------|--------------------|------------|-----------|-----------|------------|---------------|----------|----------|------------------|--------|-----------|----------|--------|--------|----------|--------------|----------|---------------|---------|
| Price max                                      | Price min | Closing price | change | Delivery Month     | Open price | Price max | Price min | Last price | Closing price | Last Bid | Last Ask | Settlement price | change | Life high | Life low | Trades | Volume | change   | Value        | change   | Open Interest | change  |
| (Contract Size: 100 Stocks, Physical Delivery) |           |               |        |                    |            |           |           |            |               |          |          |                  |        |           |          |        |        |          |              |          |               |         |
| 8,75   | 8,52      | 8,65          | 1,53%  | March 2013         | 8,58       | 8,74      | 8,58      | 8,67       | 8,67          | 3@8,64   | 11@8,67  | 8,67             | 1,05%  | 8,97      | 6,65     | 18     | 56     | 194,74%  | 48.538,00    | 195,96%  | 572           | 2,33%   |
|  |           |               |        | June 2013          | ---        | ---       | ---       | ---        | 8,70          | ---      | ---      | 8,70             | 1,05%  | 7,99      | 7,40     | ---    | ---    | ---      | ---          | ---      | ---           | ---     |
|  |           |               |        | September 2013     | ---        | ---       | ---       | ---        | ---           | ---      | ---      | ---              | ---    | ---       | ---      | ---    | ---    | ---      | ---          | ---      | ---           | ---     |
|  |           |               |        | December 2013      | ---        | ---       | ---       | ---        | ---           | ---      | ---      | ---              | ---    | ---       | ---      | ---    | ---    | ---      | ---          | ---      | ---           | ---     |
| (Contract Size: 100 Stocks, Physical Delivery) |           |               |        |                    |            |           |           |            |               |          |          |                  |        |           |          |        |        |          |              |          |               |         |
| 5,53   | 5,35      | 5,43          | 0,93%  | March 2013         | 5,44       | 5,53      | 5,37      | 5,42       | 5,45          | 1@5,41   | 4@5,42   | 5,45             | 0,93%  | 5,65      | 2,10     | 99     | 511    | -20,40%  | 278.585,00   | -19,32%  | 6.382         | -1,66%  |
|  |           |               |        | June 2013          | 5,50       | 5,50      | 5,39      | 5,43       | 5,46          | ---      | 4@5,46   | 5,46             | 1,49%  | 5,50      | 3,32     | 3      | 200    | ---      | 109.100,00   | ---      | 2.020         | 5,21%   |
|  |           |               |        | September 2013     | 5,46       | 5,50      | 5,46      | 5,50       | 5,46          | ---      | ---      | 5,46             | 1,68%  | 5,50      | 4,63     | 2      | 50     | 150,00%  | 27.400,00    | 155,12%  | 210           | 0,00%   |
|  |           |               |        | December 2013      | ---        | ---       | ---       | ---        | ---           | ---      | ---      | ---              | ---    | ---       | ---      | ---    | ---    | ---      | ---          | ---      | ---           | ---     |
| (Contract Size: 100 Stocks, Physical Delivery) |           |               |        |                    |            |           |           |            |               |          |          |                  |        |           |          |        |        |          |              |          |               |         |
| 1,18   | 1,12      | 1,13          | 0,89%  | March 2013         | 1,10       | 1,16      | 1,10      | 1,11       | 1,12          | 70@1,11  | 50@1,13  | 1,12             | 2,75%  | 2,43      | 1,05     | 272    | 7.407  | 150,15%  | 840.010,00   | 158,56%  | 77.878        | -1,15%  |
|  |           |               |        | June 2013          | ---        | ---       | ---       | ---        | 1,11          | ---      | 45@1,15  | 1,11             | 2,78%  | 2,28      | 1,07     | ---    | ---    | ---      | ---          | ---      | 46            | 0,00%   |
|  |           |               |        | September 2013     | ---        | ---       | ---       | ---        | 1,17          | ---      | ---      | 1,17             | 2,63%  | 1,36      | 1,20     | ---    | ---    | ---      | ---          | ---      | 100           | 0,00%   |
|  |           |               |        | December 2013      | ---        | ---       | ---       | ---        | ---           | ---      | ---      | ---              | ---    | ---       | ---      | ---    | ---    | ---      | ---          | ---      | ---           | ---     |
| (Contract Size: 100 Stocks, Physical Delivery) |           |               |        |                    |            |           |           |            |               |          |          |                  |        |           |          |        |        |          |              |          |               |         |
| 7,06   | 6,80      | 6,80          | -1,02% | March 2013         | 6,89       | 7,07      | 6,78      | 6,82       | 6,87          | 2@6,81   | 5@6,82   | 6,87             | -0,58% | 14,71     | 3,80     | 194    | 2.122  | 19,48%   | 1.471.388,00 | 22,15%   | 15.900        | -1,84%  |
|  |           |               |        | June 2013          | ---        | ---       | ---       | ---        | 6,88          | 1@6,02   | 5@6,87   | 6,88             | -0,58% | 7,11      | 4,19     | ---    | ---    | ---      | ---          | ---      | 1             | 0,00%   |
|  |           |               |        | September 2013     | ---        | ---       | ---       | ---        | 6,83          | ---      | ---      | 6,83             | -0,58% | 6,45      | 5,97     | ---    | ---    | ---      | ---          | ---      | ---           | ---     |
|  |           |               |        | December 2013      | ---        | ---       | ---       | ---        | ---           | ---      | ---      | ---              | ---    | ---       | ---      | ---    | ---    | ---      | ---          | ---      | ---           | ---     |
| (Contract Size: 100 Stocks, Physical Delivery) |           |               |        |                    |            |           |           |            |               |          |          |                  |        |           |          |        |        |          |              |          |               |         |
| 6,48   | 6,30      | 6,39          | 2,08%  | March 2013         | 6,34       | 6,49      | 6,32      | 6,40       | 6,38          | 15@6,38  | 12@6,40  | 6,38             | 1,27%  | 6,82      | 2,86     | 280    | 3.790  | -32,63%  | 2.435.129,00 | -31,45%  | 24.665        | 5,86%   |
|  |           |               |        | June 2013          | ---        | ---       | ---       | ---        | 6,37          | 1@4,80   | 12@6,46  | 6,37             | 1,27%  | 6,71      | 2,95     | ---    | ---    | -100,00% | ---          | -100,00% | 650           | 0,00%   |
|  |           |               |        | September 2013     | ---        | ---       | ---       | ---        | 6,38          | ---      | ---      | 6,38             | 1,27%  | 6,50      | 5,75     | ---    | ---    | ---      | ---          | ---      | 300           | 0,00%   |
|  |           |               |        | December 2013      | ---        | ---       | ---       | ---        | ---           | ---      | ---      | ---              | ---    | ---       | ---      | ---    | ---    | ---      | ---          | ---      | ---           | ---     |
| (Contract Size: 100 Stocks, Physical Delivery) |           |               |        |                    |            |           |           |            |               |          |          |                  |        |           |          |        |        |          |              |          |               |         |
| 19,35  | 18,31     | 18,65         | -1,06% | March 2013         | 18,52      | 19,27     | 18,46     | 19,27      | 18,97         | 5@18,10  | 3@19,17  | 18,97            | -1,04% | 20,51     | 16,74    | 13     | 50     | 25,00%   | 94.617,00    | 27,15%   | 155           | -15,76% |
|  |           |               |        | June 2013          | ---        | ---       | ---       | ---        | ---           | ---      | ---      | ---              | ---    | ---       | ---      | ---    | ---    | ---      | ---          | ---      | ---           | ---     |
|  |           |               |        | September 2013     | ---        | ---       | ---       | ---        | ---           | ---      | ---      | ---              | ---    | ---       | ---      | ---    | ---    | ---      | ---          | ---      | ---           | ---     |
|  |           |               |        | December 2013      | ---        | ---       | ---       | ---        | ---           | ---      | ---      | ---              | ---    | ---       | ---      | ---    | ---    | ---      | ---          | ---      | ---           | ---     |
| (Contract Size: 100 Stocks, Physical Delivery) |           |               |        |                    |            |           |           |            |               |          |          |                  |        |           |          |        |        |          |              |          |               |         |
| 0,316  | 0,302     | 0,315         | 6,78%  | March 2013         | 0,295      | 0,316     | 0,295     | 0,315      | 0,310         | 6@0,313  | 2@0,315  | 0,310            | 4,73%  | 0,656     | 0,260    | 265    | 11.798 | 218,35%  | 364.815,80   | 241,46%  | 50.375        | -2,38%  |
|  |           |               |        | June 2013          | 0,307      | 0,307     | 0,306     | 0,306      | 0,310         | ---      | 2@0,325  | 0,310            | 4,03%  | 0,659     | 0,282    | 2      | 500    | ---      | 15.325,00    | ---      | 601           | 495,05% |
|  |           |               |        | September 2013     | 0,310      | 0,315     | 0,309     | 0,315      | 0,314         | ---      | ---      | 0,314            | ---    | 0,315     | 0,309    | 5      | 1.900  | ---      | 59.155,00    | ---      | 1.900         | ---     |
|  |           |               |        | December 2013      | ---        | ---       | ---       | ---        | ---           | ---      | ---      | ---              | ---    | ---       | ---      | ---    | ---    | ---      | ---          | ---      | ---           | ---     |
| (Contract Size: 100 Stocks, Physical Delivery) |           |               |        |                    |            |           |           |            |               |          |          |                  |        |           |          |        |        |          |              |          |               |         |
| 7,54   | 7,18      | 7,39          | 3,36%  | March 2013         | 7,12       | 7,55      | 7,12      | 7,41       | 7,36          | 8@7,41   | 1@7,44   | 7,36             | 2,65%  | 8,04      | 3,18     | 398    | 2.638  | -23,18%  | 1.952.797,00 | -19,46%  | 8.276         | 0,53%   |
|  |           |               |        | June 2013          | ---        | ---       | ---       | ---        | 7,34          | ---      | 1@7,50   | 7,34             | 2,66%  | 7,91      | 3,54     | ---    | ---    | ---      | ---          | ---      | ---           | ---     |
|  |           |               |        | September 2013     | ---        | ---       | ---       | ---        | 7,34          | ---      | ---      | 7,34             | 2,66%  | 7,80      | 6,23     | ---    | ---    | ---      | ---          | ---      | ---           | ---     |
|  |           |               |        | December 2013      | ---        | ---       | ---       | ---        | ---           | ---      | ---      | ---              | ---    | ---       | ---      | ---    | ---    | ---      | ---          | ---      | ---           | ---     |



| Underlying Asset         |           |               |        | Derivatives Market                             |            |           |           |            |               |          |          |                  |        |           |          |        |        |         |            |         |               |        |
|--------------------------|-----------|---------------|--------|--|------------|-----------|-----------|------------|---------------|----------|----------|------------------|--------|-----------|----------|--------|--------|---------|------------|---------|---------------|--------|
| Price max                | Price min | Closing price | change | Delivery Month                                 | Open price | Price max | Price min | Last price | Closing price | Last Bid | Last Ask | Settlement price | change | Life high | Life low | Trades | Volume | change  | Value      | change  | Open Interest | change |
| <b>SIDENOR (CR)</b>      |           |               |        | (Contract Size: 100 Stocks, Physical Delivery) |            |           |           |            |               |          |          |                  |        |           |          |        |        |         |            |         |               |        |
| 2,12                     | 2,05      | 2,08          | 2,97%  | March 2013                                     | 2,07       | 2,12      | 2,05      | 2,08       | 2,09          | 3@2,08   | 13@2,10  | 2,09             | 2,96%  | 2,37      | 1,22     | 50     | 233    | 27,32%  | 48.522,00  | 32,27%  | 1.955         | -2,25% |
|                          |           |               |        | June 2013                                      | ---        | ---       | ---       | ---        | ---           | ---      | 13@2,14  | ---              | ---    | ---       | ---      | ---    | ---    | ---     | ---        | ---     | ---           | ---    |
|                          |           |               |        | September 2013                                 | ---        | ---       | ---       | ---        | ---           | ---      | ---      | ---              | ---    | ---       | ---      | ---    | ---    | ---     | ---        | ---     | ---           | ---    |
|                          |           |               |        | December 2013                                  | ---        | ---       | ---       | ---        | ---           | ---      | ---      | ---              | ---    | ---       | ---      | ---    | ---    | ---     | ---        | ---     | ---           | ---    |
| <b>TERNA ENERGY (CR)</b> |           |               |        | (Contract Size: 100 Stocks, Physical Delivery) |            |           |           |            |               |          |          |                  |        |           |          |        |        |         |            |         |               |        |
| 3,53                     | 3,41      | 3,48          | 2,05%  | March 2013                                     | 3,49       | 3,60      | 3,47      | 3,52       | 3,50          | 3@3,50   | 105@3,60 | 3,50             | 2,04%  | 3,71      | 3,12     | 27     | 680    | 560,19% | 239.020,00 | 564,52% | 3.089         | 27,17% |
|                          |           |               |        | June 2013                                      | ---        | ---       | ---       | ---        | ---           | ---      | 105@3,66 | ---              | ---    | ---       | ---      | ---    | ---    | ---     | ---        | ---     | ---           | ---    |
|                          |           |               |        | September 2013                                 | ---        | ---       | ---       | ---        | ---           | ---      | ---      | ---              | ---    | ---       | ---      | ---    | ---    | ---     | ---        | ---     | ---           | ---    |
|                          |           |               |        | December 2013                                  | ---        | ---       | ---       | ---        | ---           | ---      | ---      | ---              | ---    | ---       | ---      | ---    | ---    | ---     | ---        | ---     | ---           | ---    |
| <b>TITAN CEMENT (CR)</b> |           |               |        | (Contract Size: 100 Stocks, Physical Delivery) |            |           |           |            |               |          |          |                  |        |           |          |        |        |         |            |         |               |        |
| 14,35                    | 13,60     | 14,34         | 5,44%  | March 2013                                     | 13,70      | 14,28     | 13,70     | 14,19      | 14,48         | 2@14,03  | 1@14,43  | 14,48            | 5,46%  | 15,54     | 12,15    | 33     | 61     | 177,27% | 85.154,00  | 185,20% | 498           | 0,81%  |
|                          |           |               |        | June 2013                                      | ---        | ---       | ---       | ---        | ---           | ---      | ---      | ---              | ---    | ---       | ---      | ---    | ---    | ---     | ---        | ---     | ---           | ---    |
|                          |           |               |        | September 2013                                 | ---        | ---       | ---       | ---        | ---           | ---      | ---      | ---              | ---    | ---       | ---      | ---    | ---    | ---     | ---        | ---     | ---           | ---    |
|                          |           |               |        | December 2013                                  | ---        | ---       | ---       | ---        | ---           | ---      | ---      | ---              | ---    | ---       | ---      | ---    | ---    | ---     | ---        | ---     | ---           | ---    |
| <b>VIOHALCO (CB)</b>     |           |               |        | (Contract Size: 100 Stocks, Physical Delivery) |            |           |           |            |               |          |          |                  |        |           |          |        |        |         |            |         |               |        |
| 5,21                     | 4,99      | 5,08          | 1,60%  | March 2013                                     | 4,99       | 5,20      | 4,99      | 5,10       | 5,05          | 10@5,02  | 3@5,10   | 5,05             | 1,61%  | 5,20      | 3,22     | 27     | 137    | 61,18%  | 69.923,00  | 66,24%  | 342           | 9,27%  |
|                          |           |               |        | June 2013                                      | ---        | ---       | ---       | ---        | ---           | ---      | 3@5,16   | ---              | ---    | ---       | ---      | ---    | ---    | ---     | ---        | ---     | ---           | ---    |
|                          |           |               |        | September 2013                                 | ---        | ---       | ---       | ---        | ---           | ---      | ---      | ---              | ---    | ---       | ---      | ---    | ---    | ---     | ---        | ---     | ---           | ---    |
|                          |           |               |        | December 2013                                  | ---        | ---       | ---       | ---        | ---           | ---      | ---      | ---              | ---    | ---       | ---      | ---    | ---    | ---     | ---        | ---     | ---           | ---    |

FTSE/Athex Large Cap

(Trade Unit: 1 Index Point x 5€ - Exercise Style: European, Cash Settlement)

| Exerise Price | Call Options  |           |           |            |               |        |               |            |           |           |            |               |        |               | Put Options  |               |               |           |           |            |               |        |               |            |           |           |            |               | Exerise Price |        |               |        |               |
|---------------|---------------|-----------|-----------|------------|---------------|--------|---------------|------------|-----------|-----------|------------|---------------|--------|---------------|--------------|---------------|---------------|-----------|-----------|------------|---------------|--------|---------------|------------|-----------|-----------|------------|---------------|---------------|--------|---------------|--------|---------------|
|               | February 2013 |           |           |            |               |        |               | March 2013 |           |           |            |               |        |               | Other Months |               | February 2013 |           |           |            |               |        |               | March 2013 |           |           |            |               |               |        | Other Months  |        |               |
|               | Open price    | Price max | Price min | Last price | Closing price | Volume | Open Interest | Open price | Price max | Price min | Last price | Closing price | Volume | Open Interest | Volume       | Open Interest | Open price    | Price max | Price min | Last price | Closing price | Volume | Open Interest | Open price | Price max | Price min | Last price | Closing price |               | Volume | Open Interest | Volume | Open Interest |
| 155           | -             | -         | -         | -          | -             | -      | -             | -          | -         | -         | -          | -             | -      | -             | -            | -             | -             | -         | -         | -          | -             | -      | -             | -          | -         | -         | -          | -             | -             | -      | -             | -      | 155           |
| 160           | -             | -         | -         | -          | -             | -      | -             | -          | -         | -         | -          | -             | -      | -             | -            | -             | -             | -         | -         | -          | -             | -      | -             | -          | -         | -         | -          | -             | -             | -      | -             | -      | 160           |
| 165           | -             | -         | -         | -          | -             | -      | -             | -          | -         | -         | -          | -             | -      | -             | -            | -             | -             | -         | -         | -          | -             | -      | -             | -          | -         | -         | -          | -             | -             | -      | -             | -      | 165           |
| 170           | -             | -         | -         | -          | -             | -      | -             | -          | -         | -         | -          | -             | -      | -             | -            | -             | -             | -         | -         | -          | -             | -      | -             | -          | -         | -         | -          | -             | -             | -      | -             | -      | 170           |
| 175           | -             | -         | -         | -          | -             | -      | -             | -          | -         | -         | -          | -             | -      | -             | -            | -             | -             | -         | -         | -          | -             | -      | -             | -          | -         | -         | -          | -             | -             | -      | -             | -      | 175           |
| 180           | -             | -         | -         | -          | -             | -      | -             | -          | -         | -         | -          | -             | -      | -             | -            | -             | -             | -         | -         | -          | -             | -      | -             | -          | -         | -         | -          | -             | -             | -      | -             | -      | 180           |
| 185           | -             | -         | -         | -          | -             | -      | -             | -          | -         | -         | -          | -             | -      | -             | -            | -             | -             | -         | -         | -          | -             | -      | -             | -          | -         | -         | -          | -             | -             | -      | -             | -      | 185           |
| 190           | -             | -         | -         | -          | -             | -      | -             | -          | -         | -         | -          | -             | -      | -             | -            | -             | -             | -         | -         | -          | -             | -      | -             | -          | -         | -         | -          | -             | -             | -      | -             | -      | 190           |
| 195           | -             | -         | -         | -          | -             | -      | -             | -          | -         | -         | -          | -             | -      | -             | -            | -             | -             | -         | -         | -          | -             | -      | -             | -          | -         | -         | -          | -             | -             | -      | -             | -      | 195           |
| 200           | -             | -         | -         | -          | -             | -      | -             | -          | -         | -         | -          | -             | -      | -             | -            | -             | -             | -         | -         | -          | -             | -      | -             | -          | -         | -         | -          | -             | -             | -      | -             | -      | 200           |
| 205           | -             | -         | -         | -          | -             | -      | -             | -          | -         | -         | -          | -             | -      | -             | -            | -             | -             | -         | -         | -          | -             | -      | -             | -          | -         | -         | -          | -             | -             | -      | -             | -      | 205           |
| 210           | -             | -         | -         | -          | -             | -      | -             | -          | -         | -         | -          | -             | -      | -             | -            | -             | -             | -         | -         | -          | -             | -      | -             | -          | -         | -         | -          | -             | -             | -      | -             | -      | 210           |
| 215           | -             | -         | -         | -          | -             | -      | -             | -          | -         | -         | -          | 136,00        | -      | 15            | -            | -             | -             | -         | -         | -          | -             | -      | -             | -          | -         | -         | -          | -             | -             | -      | -             | -      | 215           |
| 220           | -             | -         | -         | -          | -             | -      | -             | -          | -         | -         | -          | -             | -      | -             | -            | -             | -             | -         | -         | -          | -             | -      | -             | -          | -         | -         | -          | -             | -             | -      | -             | -      | 220           |
| 225           | -             | -         | -         | -          | -             | -      | -             | -          | -         | -         | -          | -             | -      | -             | -            | -             | -             | -         | -         | -          | -             | -      | -             | -          | -         | -         | -          | -             | -             | -      | -             | -      | 225           |
| 230           | -             | -         | -         | -          | -             | -      | -             | -          | -         | -         | -          | 121,00        | -      | 7             | -            | -             | -             | -         | -         | -          | -             | -      | -             | -          | -         | -         | -          | -             | -             | -      | -             | -      | 230           |
| 235           | -             | -         | -         | -          | -             | -      | -             | -          | -         | -         | -          | -             | -      | -             | -            | -             | -             | -         | -         | -          | -             | -      | -             | -          | -         | -         | -          | -             | -             | -      | -             | -      | 235           |
| 240           | -             | -         | -         | -          | -             | -      | -             | -          | -         | -         | -          | -             | -      | -             | -            | -             | -             | -         | -         | -          | -             | -      | -             | -          | -         | -         | -          | -             | -             | -      | -             | -      | 240           |
| 245           | -             | -         | -         | -          | -             | -      | -             | -          | -         | -         | -          | -             | -      | -             | -            | -             | -             | -         | -         | -          | -             | -      | -             | -          | -         | -         | -          | -             | -             | -      | -             | -      | 245           |
| 250           | -             | -         | -         | -          | -             | -      | -             | -          | -         | -         | -          | -             | -      | -             | -            | -             | -             | -         | -         | -          | -             | -      | -             | -          | -         | -         | -          | -             | -             | -      | -             | -      | 250           |
| 255           | -             | -         | -         | -          | -             | -      | -             | -          | -         | -         | -          | 96,50         | -      | 20            | -            | -             | -             | -         | -         | -          | -             | -      | -             | -          | -         | -         | 0,12       | -             | 40            | -      | -             | -      | 255           |
| 260           | -             | -         | -         | -          | -             | -      | -             | -          | -         | -         | -          | -             | -      | -             | -            | -             | -             | -         | -         | -          | -             | -      | -             | -          | -         | -         | -          | -             | -             | -      | -             | -      | 260           |
| 265           | -             | -         | -         | -          | 82,50         | -      | 1             | -          | -         | -         | -          | -             | -      | -             | -            | -             | -             | -         | -         | -          | -             | -      | -             | -          | -         | -         | -          | -             | -             | -      | -             | -      | 265           |
| 270           | -             | -         | -         | -          | -             | -      | -             | -          | -         | -         | -          | -             | -      | -             | -            | -             | -             | -         | -         | -          | -             | -      | -             | -          | -         | -         | -          | -             | -             | -      | -             | -      | 270           |
| 275           | -             | -         | -         | -          | 72,50         | -      | 2             | -          | -         | -         | -          | -             | -      | -             | -            | -             | -             | -         | -         | -          | -             | -      | -             | -          | -         | -         | -          | -             | -             | -      | -             | -      | 275           |
| 280           | -             | -         | -         | -          | -             | -      | -             | -          | -         | -         | -          | -             | -      | -             | -            | -             | -             | -         | -         | -          | -             | -      | -             | -          | -         | -         | -          | -             | -             | -      | -             | -      | 280           |
| 285           | -             | -         | -         | -          | -             | -      | -             | -          | -         | -         | -          | -             | -      | -             | -            | -             | -             | -         | -         | -          | -             | -      | -             | -          | -         | -         | -          | -             | -             | -      | -             | -      | 285           |
| 290           | -             | -         | -         | -          | -             | -      | -             | -          | -         | -         | -          | -             | -      | -             | -            | -             | -             | -         | -         | -          | -             | -      | -             | -          | -         | -         | -          | -             | -             | -      | -             | -      | 290           |
| 295           | -             | -         | -         | -          | 52,50         | -      | 45            | -          | -         | -         | -          | -             | -      | -             | -            | -             | -             | -         | -         | -          | -             | -      | -             | -          | -         | -         | -          | -             | -             | -      | -             | -      | 295           |
| 300           | -             | -         | -         | -          | 47,75         | -      | 25            | -          | -         | -         | -          | -             | -      | -             | -            | -             | -             | -         | -         | -          | -             | -      | -             | -          | -         | -         | -          | -             | -             | -      | -             | -      | 300           |
| 305           | -             | -         | -         | -          | -             | -      | -             | -          | -         | -         | -          | -             | -      | -             | -            | -             | -             | -         | -         | -          | -             | -      | -             | -          | -         | -         | -          | -             | -             | -      | -             | -      | 305           |
| 310           | -             | -         | -         | -          | -             | -      | -             | -          | -         | -         | -          | 45,75         | -      | 20            | -            | -             | -             | -         | -         | -          | -             | -      | -             | -          | -         | -         | -          | -             | -             | -      | -             | -      | 310           |
| 315           | 37,50         | 37,50     | 37,50     | 37,50      | 33,00         | 1      | 238           | -          | -         | -         | -          | -             | -      | -             | -            | -             | -             | -         | -         | -          | -             | -      | -             | -          | -         | -         | -          | -             | -             | -      | -             | -      | 315           |
| 320           | 27,50         | 27,50     | 27,50     | 27,50      | 28,25         | 1      | 56            | -          | -         | -         | -          | 38,25         | -      | 1             | -            | -             | -             | -         | -         | -          | -             | -      | -             | -          | -         | -         | -          | -             | -             | -      | -             | -      | 320           |
| 325           | 22,75         | 22,75     | 22,75     | 22,75      | 24,00         | 2      | 58            | -          | -         | -         | -          | -             | -      | -             | -            | -             | -             | -         | -         | -          | -             | -      | -             | -          | -         | -         | -          | -             | -             | -      | -             | -      | 325           |
| 330           | 19,75         | 25,00     | 19,75     | 21,00      | 19,75         | 86     | 144           | -          | -         | -         | -          | 31,25         | -      | 150           | -            | -             | -             | -         | -         | -          | -             | -      | -             | -          | -         | -         | -          | -             | -             | -      | -             | -      | 330           |
| 335           | 16,75         | 18,25     | 15,00     | 16,25      | 16,00         | 37     | 38            | -          | -         | -         | -          | -             | -      | -             | -            | -             | -             | -         | -         | -          | -             | -      | -             | -          | -         | -         | -          | -             | -             | -      | -             | -      | 335           |
| 340           | 12,50         | 17,00     | 12,50     | 13,00      | 12,50         | 158    | 824           | -          | -         | -         | -          | 25,00         | -      | 190           | -            | -             | -             | -         | -         | -          | -             | -      | -             | -          | -         | -         | -          | -             | -             | -      | -             | -      | 340           |
| 345           | 12,75         | 13,75     | 11,00     | 11,00      | 9,60          | 88     | 483           | 20,00      | 20,00     | 20,00     | 20,00      | 22,25         | 10     | 40            | -            | -             | -             | -         | -         | -          | -             | -      | -             | -          | -         | -         | -          | -             | -             | -      | -             | -      | 345           |
| 350           | 11,75         | 11,75     | 11,75     | 11,75      | 7,10          | 1      | 220           | 20,00      | 20,00     | 20,00     | 20,00      | 19,75         | 21     | 122           | -            | -             | -             | -         | -         | -          | -             | -      | -             | -          | -         | -         | -          | -             | -             | -      | -             | -      | 350           |
| 355           | 8,00          | 8,00      | 8,00      | 8,00       | 5,20          | 27     | 49            | -          | -         | -         | -          | -             | -      | -             | -            | -             | -             | -         | -         | -          | -             | -      | -             | -          | -         | -         | -          | -             | -             | -      | -             | -      | 355           |
| 360           | -             | -         | -         | -          | -             | -      | -             | 16,50      | 16,50     | 16,50     | 16,50      | 15,25         | 3      | 5             | -            | -             | -             | -         | -         | -          | -             | -      | -             | -          | -         | -         | -          | -             | -             | -      | -             | -      | 360           |
| 365           | -             | -         | -         | -          | 2,50          | -      | 115           | -          | -         | -         | -          | -             | -      | -             | -            | -             | -             | -         | -         | -          | -             | -      | -             | -          | -         | -         | -          | -             | -             | -      | -             | -      | 365           |
| 370           | -             | -         | -         | -          | 1,60          | -      | 12            | -          | -         | -         | -          | 11,75         | -      | 162           | -            | -             | -             | -         | -         | -          | -             | -      | -             | -          | -         | -         | -          | -             | -             | -      | -             | -      | 370           |
| 375           | -             | -         | -         | -          | -             | -      | -             | -          | -         | -         | -          | -             | -      | -             | -            | -             | -             | -         | -         | -          | -             | -      | -             | -          | -         | -         | -          | -             | -             | -      | -             | -      | 375           |
| 380           | -             | -         | -         | -          | 0,64          | -      | 1             | -          | -         | -         | -          | 8,80          | -      | 2             | -            | -             | -             | -         | -         | -          | -             | -      | -             | -          | -         | -         | -          | -             | -             | -      | -             | -      | 380           |
| 385           | -             | -         | -         | -          | -             | -      | -             | -          | -         | -         | -          | -             | -      | -             | -            | -             | -             | -         | -         | -          | -             | -      | -             | -          | -         | -         | -          | -             | -             | -      | -             | -      | 385           |
| 390           | -             | -         | -         | -          | -             | -      | -             | -          | -         | -         | -          | 6,50          | -      | 150           | -            | -             | -             | -         | -         | -          | -             | -      | -             | -          | -         | -         | -          | -             | -             | -      | -             | -      | 390           |
| 395           | -             | -         | -         | -          | -             | -      | -             | -          | -         | -         | -          | -             | -      | -             | -            | -             | -             | -         | -         | -          | -             | -      | -             | -          | -         | -         | -          | -             | -             | -      | -             | -      | 395           |
| 400           | -             | -         | -         | -          | -             | -      | -             | -          | -         | -         | -          | -             | -      | -             | -            | -             | -             | -         | -         | -          | -             | -      | -             | -          | -         | -         | -          | -             | -             | -      | -             | -      | 400           |
| 405           | -             | -         | -         | -          | -             | -      | -             | -          | -         | -         | -          | -             | -      | -             | -            | -             | -             | -         | -         | -          | -             | -      | -             | -          | -         | -         | -          | -             | -             | -      | -             | -      | 405           |
| 410           | -             | -         | -         | -          | -             | -      | -             | -          | -         | -         | -          | -             | -      | -             | -            | -             | -             | -         | -         | -          | -             | -      | -             | -          | -         | -         | -          | -             | -             | -      | -             | -      | 410           |
| 415           | -             | -         | -         | -          | -             | -      | -             | -          | -         | -         | -          | -             | -      | -             | -            | -             | -             | -         | -         | -          | -             | -      | -             | -          | -         | -         | -          | -             | -             | -      | -             | -      | 415           |
| 420           | -             | -         | -         | -          | -             | -      | -             | -          | -         | -         | -          | -             | -      | -             | -            | -             | -             | -         | -         | -          | -             | -      | -             | -          | -         | -         | -          | -             | -             | -      | -             | -      | 420           |

FTSE/Athex Large Cap

(Trade Unit: 1 Index Point x 5€ - Exercise Style: European, Cash Settlement)

| Exercise Price              | Call Options  |           |           |            |               |            |               |            |           |           |            |               |        |               | Put Options  |               |               |           |           |            |               |            |               |            |           |            |            |               | Exercise Price |        |               |        |               |
|-----------------------------|---------------|-----------|-----------|------------|---------------|------------|---------------|------------|-----------|-----------|------------|---------------|--------|---------------|--------------|---------------|---------------|-----------|-----------|------------|---------------|------------|---------------|------------|-----------|------------|------------|---------------|----------------|--------|---------------|--------|---------------|
|                             | February 2013 |           |           |            |               |            |               | March 2013 |           |           |            |               |        |               | Other Months |               | February 2013 |           |           |            |               |            |               | March 2013 |           |            |            |               |                |        | Other Months  |        |               |
|                             | Open price    | Price max | Price min | Last price | Closing price | Volume     | Open Interest | Open price | Price max | Price min | Last price | Closing price | Volume | Open Interest | Volume       | Open Interest | Open price    | Price max | Price min | Last price | Closing price | Volume     | Open Interest | Open price | Price max | Price min  | Last price | Closing price |                | Volume | Open Interest | Volume | Open Interest |
| 425                         | -             | -         | -         | -          | -             | -          | -             | -          | -         | -         | -          | -             | -      | -             | -            | -             | -             | -         | -         | -          | -             | -          | -             | -          | -         | -          | -          | -             | -              | -      | -             | -      | 425           |
| 430                         | -             | -         | -         | -          | -             | -          | -             | -          | -         | -         | -          | -             | -      | -             | -            | -             | -             | -         | -         | -          | -             | -          | -             | -          | -         | -          | -          | -             | -              | -      | -             | -      | 430           |
| 435                         | -             | -         | -         | -          | -             | -          | -             | -          | -         | -         | -          | -             | -      | -             | -            | -             | -             | -         | -         | -          | -             | -          | -             | -          | -         | -          | -          | -             | -              | -      | -             | -      | 435           |
| 440                         | -             | -         | -         | -          | -             | -          | -             | -          | -         | -         | -          | -             | -      | -             | -            | -             | -             | -         | -         | -          | -             | -          | -             | -          | -         | -          | 89,00      | -             | 299            | -      | -             | 440    |               |
| 500                         | -             | -         | -         | -          | -             | -          | -             | -          | -         | -         | -          | -             | -      | -             | -            | -             | -             | -         | -         | -          | -             | -          | -             | -          | -         | -          | 148,00     | -             | 2              | -      | -             | 500    |               |
| 1.500                       | -             | -         | -         | -          | -             | -          | -             | -          | -         | -         | -          | -             | -      | -             | -            | -             | -             | -         | -         | -          | -             | -          | -             | -          | -         | -          | 1.145,00   | -             | 53             | -      | -             | 1.500  |               |
| Totals:                     |               |           |           |            |               | 401        | 2.311         |            |           |           |            | 34            | 884    | 0             | 0            |               |               |           |           |            |               | 132        | 2.031         |            |           |            | 68         | 585           | 0              | 0      |               |        |               |
| Nominal Transactions Value: |               |           |           |            |               | 680.375,00 |               |            |           |           |            | 59.400,00     |        | 0,00          |              |               |               |           |           |            |               | 226.675,00 |               |            |           | 117.800,00 |            | 0,00          |                |        |               |        |               |
| Number of Trades:           |               |           |           |            |               | 68         |               |            |           |           |            | 6             |        | 0             |              |               |               |           |           |            |               | 21         |               |            |           | 7          |            | 0             |                |        |               |        |               |

ALPHA BANK (CR)

(Contract Size: 100 Stocks, Exercise Style: American, Physical Delivery)

| Exercise Price              | Call Options |           |           |            |               |        |               |            |              |           |            |               |        |               | Put Options |               |            |           |              |            |               |        |               |            |           |           |            |               | Exercise Price |        |               |        |               |
|-----------------------------|--------------|-----------|-----------|------------|---------------|--------|---------------|------------|--------------|-----------|------------|---------------|--------|---------------|-------------|---------------|------------|-----------|--------------|------------|---------------|--------|---------------|------------|-----------|-----------|------------|---------------|----------------|--------|---------------|--------|---------------|
|                             | March 2013   |           |           |            | June 2013     |        |               |            | Other Months |           | March 2013 |               |        |               | June 2013   |               |            |           | Other Months |            |               |        |               |            |           |           |            |               |                |        |               |        |               |
|                             | Open price   | Price max | Price min | Last price | Closing price | Volume | Open Interest | Open price | Price max    | Price min | Last price | Closing price | Volume | Open Interest | Volume      | Open Interest | Open price | Price max | Price min    | Last price | Closing price | Volume | Open Interest | Open price | Price max | Price min | Last price | Closing price |                | Volume | Open Interest | Volume | Open Interest |
| 0,300                       |              |           |           |            |               | -      | -             |            |              |           |            |               |        |               |             |               |            |           |              |            |               |        |               |            |           |           |            |               |                |        |               |        | 0,300         |
| 0,400                       |              |           |           |            |               | -      | -             |            |              |           |            |               |        |               |             |               |            |           |              |            |               |        |               |            |           |           |            |               |                |        |               |        | 0,400         |
| 0,500                       |              |           |           |            |               | -      | -             |            |              |           |            |               |        |               |             |               |            |           |              |            |               |        |               |            |           |           |            |               |                |        |               |        | 0,500         |
| 0,600                       |              |           |           |            |               | -      | -             |            |              |           |            |               |        |               |             |               |            |           |              |            |               |        |               |            |           |           |            |               |                |        |               |        | 0,600         |
| 0,700                       |              |           |           |            |               | -      | -             |            |              |           |            |               |        |               |             |               |            |           |              |            |               |        |               |            |           |           |            |               |                |        |               |        | 0,700         |
| 0,800                       |              |           |           |            |               | -      | -             |            |              |           |            |               |        |               |             |               |            |           |              |            |               |        |               |            |           |           |            |               |                |        |               |        | 0,800         |
| 0,900                       |              |           |           |            |               | -      | -             |            |              |           |            |               |        |               |             |               |            |           |              |            |               |        |               |            |           |           |            |               |                |        |               |        | 0,900         |
| 1,00                        |              |           |           |            | 0,425         | -      | 100           |            |              |           |            |               |        |               |             |               |            |           |              |            |               |        |               |            |           |           |            |               |                |        |               |        | 1,00          |
| 1,10                        |              |           |           |            |               | -      | -             |            |              |           |            |               |        |               |             |               |            |           |              |            |               |        |               |            |           |           |            |               |                |        |               |        | 1,10          |
| 1,20                        |              |           |           |            |               | -      | -             |            |              |           |            |               |        |               |             |               |            |           |              |            |               |        |               |            |           |           |            |               |                |        |               |        | 1,20          |
| 1,25                        |              |           |           |            |               | -      | -             |            |              |           |            |               |        |               |             |               |            |           |              |            |               |        |               |            |           |           |            |               |                |        |               |        | 1,25          |
| 1,30                        |              |           |           |            |               | -      | -             |            |              |           |            |               |        |               |             |               |            |           |              |            |               |        |               |            |           |           |            |               |                |        |               |        | 1,30          |
| 1,35                        |              |           |           |            |               | -      | -             |            |              |           |            |               |        |               |             |               |            |           |              |            |               |        |               |            |           |           |            |               |                |        |               |        | 1,35          |
| 1,40                        |              |           |           |            |               | -      | -             |            |              |           |            |               |        |               |             |               |            |           |              |            |               |        |               |            |           |           |            |               |                |        |               |        | 1,40          |
| 1,45                        |              |           |           |            |               | -      | -             |            |              |           |            |               |        |               |             |               |            |           |              |            |               |        |               |            |           |           |            |               |                |        |               |        | 1,45          |
| 1,50                        |              |           |           |            |               | -      | -             |            |              |           |            |               |        |               |             |               |            |           |              |            |               |        |               |            |           |           |            |               |                |        |               |        | 1,50          |
| 1,55                        |              |           |           |            |               | -      | -             |            |              |           |            |               |        |               |             |               |            |           |              |            |               |        |               |            |           |           |            |               |                |        |               |        | 1,55          |
| 1,60                        |              |           |           |            |               | -      | -             |            |              |           |            |               |        |               |             |               |            |           |              | 0,217      | -             | 4      |               |            |           |           |            |               |                |        |               |        | 1,60          |
| 1,65                        |              |           |           |            |               | -      | -             |            |              |           |            |               |        |               |             |               |            |           |              |            |               |        |               |            |           |           |            |               |                |        |               |        | 1,65          |
| 1,70                        |              |           |           |            |               | -      | -             |            |              |           |            |               |        |               |             |               |            |           |              |            |               |        |               |            |           |           |            |               |                |        |               |        | 1,70          |
| 1,75                        |              |           |           |            |               | -      | -             |            |              |           |            |               |        |               |             |               |            |           |              |            |               |        |               |            |           |           |            |               |                |        |               |        | 1,75          |
| 1,80                        |              |           |           |            | 0,012         | -      | 100           |            |              |           |            |               |        |               |             |               |            |           |              |            |               |        |               |            |           |           |            |               |                |        |               |        | 1,80          |
| 1,90                        |              |           |           |            |               | -      | -             |            |              |           |            |               |        |               |             |               |            |           |              |            |               |        |               |            |           |           |            |               |                |        |               |        | 1,90          |
| 2,00                        |              |           |           |            |               | -      | -             |            |              |           |            |               |        |               |             |               |            |           |              |            |               |        |               |            |           |           |            |               |                |        |               |        | 2,00          |
| 2,20                        |              |           |           |            |               | -      | -             |            |              |           |            |               |        |               |             |               |            |           |              |            |               |        |               |            |           |           |            |               |                |        |               |        | 2,20          |
| 2,40                        |              |           |           |            |               | -      | -             |            |              |           |            |               |        |               |             |               |            |           |              |            |               |        |               |            |           |           |            |               |                |        |               |        | 2,40          |
| 2,60                        |              |           |           |            |               | -      | -             |            |              |           |            |               |        |               |             |               |            |           |              |            |               |        |               |            |           |           |            |               |                |        |               |        | 2,60          |
| 2,80                        |              |           |           |            |               | -      | -             |            |              |           |            |               |        |               |             |               |            |           |              |            |               |        |               |            |           |           |            |               |                |        |               |        | 2,80          |
| Totals:                     |              |           |           |            |               | 0      | 200           |            |              |           |            |               | 0      | 0             | 0           | 0             |            |           |              |            | 0             | 4      |               |            |           |           | 0          | 0             | 0              | 0      |               |        |               |
| Nominal Transactions Value: |              |           |           |            |               |        | 0,00          |            |              |           |            |               | 0,00   | 0,00          |             |               |            |           |              |            | 0,00          |        |               |            |           |           | 0,00       | 0,00          |                |        |               |        |               |
| Number of Trades:           |              |           |           |            |               |        | 0             |            |              |           |            |               | 0      | 0             |             |               |            |           |              |            | 0,00          |        |               |            |           |           | 0          | 0             |                |        |               |        |               |

NATIONAL BANK (CR)

(Contract Size: 100 Stocks, Exercise Style: American, Physical Delivery)

| Exercise Price              | Call Options |           |           |            |               |        |               |            |           |           |            |               |              |               | Put Options |               |            |           |           |            |               |        |               |            |           |           |              |               | Exercise Price |        |               |        |               |
|-----------------------------|--------------|-----------|-----------|------------|---------------|--------|---------------|------------|-----------|-----------|------------|---------------|--------------|---------------|-------------|---------------|------------|-----------|-----------|------------|---------------|--------|---------------|------------|-----------|-----------|--------------|---------------|----------------|--------|---------------|--------|---------------|
|                             | March 2013   |           |           |            |               |        | June 2013     |            |           |           |            |               | Other Months |               | March 2013  |               |            |           |           |            | June 2013     |        |               |            |           |           | Other Months |               |                |        |               |        |               |
|                             | Open price   | Price max | Price min | Last price | Closing price | Volume | Open Interest | Open price | Price max | Price min | Last price | Closing price | Volume       | Open Interest | Volume      | Open Interest | Open price | Price max | Price min | Last price | Closing price | Volume | Open Interest | Open price | Price max | Price min | Last price   | Closing price |                | Volume | Open Interest | Volume | Open Interest |
| 0,500                       |              |           |           |            |               |        |               |            |           |           |            |               |              |               |             |               |            |           |           |            |               |        |               |            |           |           |              |               |                |        |               |        | 0,500         |
| 0,600                       |              |           |           |            |               |        |               |            |           |           |            |               |              |               |             |               |            |           |           |            |               |        |               |            |           |           |              |               |                |        |               |        | 0,600         |
| 0,700                       |              |           |           |            |               |        |               |            |           |           |            |               |              |               |             |               |            |           |           |            |               |        |               |            |           |           |              |               |                |        |               |        | 0,700         |
| 0,800                       |              |           |           |            |               |        |               |            |           |           |            |               |              |               |             |               |            |           |           |            |               |        |               |            |           |           |              |               |                |        |               |        | 0,800         |
| 0,900                       |              |           |           |            |               |        |               |            |           |           |            |               |              |               |             |               |            |           |           |            |               |        |               |            |           |           |              |               |                |        |               |        | 0,900         |
| 1,00                        |              |           |           |            | 0,176         |        |               |            |           |           |            |               |              |               |             |               |            |           |           |            |               |        |               |            |           |           |              |               |                |        |               | 1,00   |               |
| 1,10                        |              |           |           |            |               |        |               |            |           |           |            |               |              |               |             |               |            |           |           |            |               |        |               |            |           |           |              |               |                |        |               |        | 1,10          |
| 1,20                        |              |           |           |            | 0,075         |        |               |            |           |           |            |               |              |               |             |               |            |           |           |            |               |        |               |            |           |           |              |               |                |        |               |        | 1,20          |
| 1,25                        |              |           |           |            | 0,058         |        |               |            |           |           |            |               |              |               |             |               |            |           |           |            |               |        |               |            |           |           |              |               |                |        |               |        | 1,25          |
| 1,30                        |              |           |           |            | 0,045         |        |               |            |           |           |            |               |              |               |             |               |            |           |           |            |               |        |               |            |           |           |              |               |                |        |               |        | 1,30          |
| 1,35                        |              |           |           |            |               |        |               |            |           |           |            |               |              |               |             |               |            |           |           |            |               |        |               |            |           |           |              |               |                |        |               |        | 1,35          |
| 1,40                        |              |           |           |            | 0,027         |        |               |            |           |           |            |               |              |               |             |               |            |           |           |            |               |        |               |            |           |           |              |               |                |        |               |        | 1,40          |
| 1,45                        |              |           |           |            |               |        |               |            |           |           |            |               |              |               |             |               |            |           |           |            |               |        |               |            |           |           |              |               |                |        |               |        | 1,45          |
| 1,50                        |              |           |           |            | 0,015         |        |               |            |           |           |            |               |              |               |             |               |            |           |           |            |               |        |               |            |           |           |              |               |                |        |               |        | 1,50          |
| 1,55                        |              |           |           |            | 0,011         |        |               |            |           |           |            |               |              |               |             |               |            |           |           |            |               |        |               |            |           |           |              |               |                |        |               |        | 1,55          |
| 1,60                        |              |           |           |            |               |        |               |            |           |           |            |               |              |               |             |               |            |           |           |            |               |        |               |            |           |           |              |               |                |        |               |        | 1,60          |
| 1,65                        |              |           |           |            |               |        |               |            |           |           |            |               |              |               |             |               |            |           |           |            |               |        |               |            |           |           |              |               |                |        |               |        | 1,65          |
| 1,70                        |              |           |           |            |               |        |               |            |           |           |            |               |              |               |             |               |            |           |           |            |               |        |               |            |           |           |              |               |                |        |               |        | 1,70          |
| 1,75                        |              |           |           |            |               |        |               |            |           |           |            |               |              |               |             |               |            |           |           |            |               |        |               |            |           |           |              |               |                |        |               |        | 1,75          |
| 1,80                        |              |           |           |            |               |        |               |            |           |           |            |               |              |               |             |               |            |           |           |            |               |        |               |            |           |           |              |               |                |        |               |        | 1,80          |
| 1,90                        |              |           |           |            |               |        |               |            |           |           |            |               |              |               |             |               |            |           |           |            |               |        |               |            |           |           |              |               |                |        |               |        | 1,90          |
| 2,00                        |              |           |           |            |               |        |               |            |           |           |            |               |              |               |             |               |            |           |           |            |               |        |               |            |           |           |              |               |                |        |               |        | 2,00          |
| 2,20                        |              |           |           |            |               |        |               |            |           |           |            |               |              |               |             |               |            |           |           |            |               |        |               |            |           |           |              |               |                |        |               |        | 2,20          |
| 2,40                        |              |           |           |            |               |        |               |            |           |           |            |               |              |               |             |               |            |           |           |            |               |        |               |            |           |           |              |               |                |        |               |        | 2,40          |
| 2,60                        |              |           |           |            |               |        |               |            |           |           |            |               |              |               |             |               |            |           |           |            |               | 1,47   |               | 40         |           |           |              |               |                |        |               |        | 2,60          |
| 2,80                        |              |           |           |            |               |        |               |            |           |           |            |               |              |               |             |               |            |           |           |            |               |        |               |            |           |           |              |               |                |        |               |        | 2,80          |
| 3,00                        |              |           |           |            |               |        |               |            |           |           |            |               |              |               |             |               |            |           |           |            |               |        |               |            |           |           |              |               |                |        |               |        | 3,00          |
| 3,20                        |              |           |           |            |               |        |               |            |           |           |            |               |              |               |             |               |            |           |           |            |               |        |               |            |           |           |              |               |                |        |               |        | 3,20          |
| Totals:                     |              |           |           |            |               | 0      | 270           |            |           |           |            |               |              |               | 0           | 0             |            |           |           |            |               |        |               |            |           |           |              |               |                |        |               |        |               |
| Nominal Transactions Value: |              |           |           |            |               |        | 0,00          |            |           |           |            |               |              |               |             | 0,00          |            |           |           |            |               |        |               |            |           |           |              |               |                |        |               |        |               |
| Number of Trades:           |              |           |           |            |               |        | 0             |            |           |           |            |               |              |               |             | 0             |            |           |           |            |               |        |               |            |           |           |              |               |                |        |               |        |               |



OTE (CR)

(Contract Size: 100 Stocks, Exercise Style: American, Physical Delivery)

| Exercise Price              | Call Options |           |           |            |               |           |               |            |           |           |              |               |        |               | Put Options |               |            |           |           |            |               |        |               |            |              |           |            |               | Exercise Price |        |               |        |               |   |     |  |  |  |  |  |  |      |      |   |   |
|-----------------------------|--------------|-----------|-----------|------------|---------------|-----------|---------------|------------|-----------|-----------|--------------|---------------|--------|---------------|-------------|---------------|------------|-----------|-----------|------------|---------------|--------|---------------|------------|--------------|-----------|------------|---------------|----------------|--------|---------------|--------|---------------|---|-----|--|--|--|--|--|--|------|------|---|---|
|                             | March 2013   |           |           |            |               | June 2013 |               |            |           |           | Other Months |               |        |               | March 2013  |               |            |           |           | June 2013  |               |        |               |            | Other Months |           |            |               |                |        |               |        |               |   |     |  |  |  |  |  |  |      |      |   |   |
|                             | Open price   | Price max | Price min | Last price | Closing price | Volume    | Open Interest | Open price | Price max | Price min | Last price   | Closing price | Volume | Open Interest | Volume      | Open Interest | Open price | Price max | Price min | Last price | Closing price | Volume | Open Interest | Open price | Price max    | Price min | Last price | Closing price |                | Volume | Open Interest | Volume | Open Interest |   |     |  |  |  |  |  |  |      |      |   |   |
| 0,800                       |              |           |           |            |               | -         | -             |            |           |           |              |               |        |               |             |               |            |           |           |            |               |        |               |            |              |           |            |               |                |        |               |        | 0,800         |   |     |  |  |  |  |  |  |      |      |   |   |
| 0,900                       |              |           |           |            |               | -         | -             |            |           |           |              |               |        |               |             |               |            |           |           |            |               |        |               |            |              |           |            |               |                |        |               |        | 0,900         |   |     |  |  |  |  |  |  |      |      |   |   |
| 1,00                        |              |           |           |            |               | -         | -             |            |           |           |              |               |        |               |             |               |            |           |           |            |               |        |               |            |              |           |            |               |                |        |               |        | 1,00          |   |     |  |  |  |  |  |  |      |      |   |   |
| 1,10                        |              |           |           |            |               | -         | -             |            |           |           |              |               |        |               |             |               |            |           |           |            |               |        |               |            |              |           |            |               |                |        |               |        | 1,10          |   |     |  |  |  |  |  |  |      |      |   |   |
| 1,20                        |              |           |           |            |               | -         | -             |            |           |           |              |               |        |               |             |               |            |           |           |            |               |        |               |            |              |           |            |               |                |        |               |        | 1,20          |   |     |  |  |  |  |  |  |      |      |   |   |
| 1,30                        |              |           |           |            |               | -         | -             |            |           |           |              |               |        |               |             |               |            |           |           |            |               |        |               |            |              |           |            |               |                |        |               |        | 1,30          |   |     |  |  |  |  |  |  |      |      |   |   |
| 1,40                        |              |           |           |            |               | -         | -             |            |           |           |              |               |        |               |             |               |            |           |           |            |               |        |               |            |              |           |            |               |                |        |               |        | 1,40          |   |     |  |  |  |  |  |  |      |      |   |   |
| 1,50                        |              |           |           |            |               | -         | -             |            |           |           |              |               |        |               |             |               |            |           |           |            |               |        |               |            |              |           |            |               |                |        |               |        | 1,50          |   |     |  |  |  |  |  |  |      |      |   |   |
| 1,60                        |              |           |           |            |               | -         | -             |            |           |           |              |               |        |               |             |               |            |           |           |            |               |        |               |            |              |           |            |               |                |        |               |        | 1,60          |   |     |  |  |  |  |  |  |      |      |   |   |
| 1,70                        |              |           |           |            |               | -         | -             |            |           |           |              |               |        |               |             |               |            |           |           |            |               |        |               |            |              |           |            |               |                |        |               |        | 1,70          |   |     |  |  |  |  |  |  |      |      |   |   |
| 1,80                        |              |           |           |            |               | -         | -             |            |           |           |              |               |        |               |             |               |            |           |           |            |               |        |               |            |              |           |            |               |                |        |               |        | 1,80          |   |     |  |  |  |  |  |  |      |      |   |   |
| 1,90                        |              |           |           |            |               | -         | -             |            |           |           |              |               |        |               |             |               |            |           |           |            |               |        |               |            |              |           |            |               |                |        |               |        | 1,90          |   |     |  |  |  |  |  |  |      |      |   |   |
| 2,00                        |              |           |           |            |               | -         | -             |            |           |           |              |               |        |               |             |               |            |           |           |            |               |        |               |            |              |           |            |               |                |        |               |        | 2,00          |   |     |  |  |  |  |  |  |      |      |   |   |
| 2,20                        |              |           |           |            |               | -         | -             |            |           |           |              |               |        |               |             |               |            |           |           |            |               |        |               |            |              |           |            |               |                |        |               |        | 2,20          |   |     |  |  |  |  |  |  |      |      |   |   |
| 2,40                        |              |           |           |            |               | -         | -             |            |           |           |              |               |        |               |             |               |            |           |           |            |               |        |               |            |              |           |            |               |                |        |               |        | 2,40          |   |     |  |  |  |  |  |  |      |      |   |   |
| 2,50                        |              |           |           |            |               | -         | -             |            |           |           |              |               |        |               |             |               |            |           |           |            |               |        |               |            |              |           |            |               |                |        |               |        | 2,50          |   |     |  |  |  |  |  |  |      |      |   |   |
| 2,60                        |              |           |           |            |               | -         | -             |            |           |           |              |               |        |               |             |               |            |           |           |            |               |        |               |            |              |           |            |               |                |        |               |        | 2,60          |   |     |  |  |  |  |  |  |      |      |   |   |
| 2,70                        |              |           |           |            |               | -         | -             |            |           |           |              |               |        |               |             |               |            |           |           |            |               |        |               |            |              |           |            |               |                |        |               |        | 2,70          |   |     |  |  |  |  |  |  |      |      |   |   |
| 2,80                        |              |           |           |            |               | -         | -             |            |           |           |              |               |        |               |             |               |            |           |           |            |               |        |               |            |              |           |            |               |                |        |               |        | 2,80          |   |     |  |  |  |  |  |  |      |      |   |   |
| 2,90                        |              |           |           |            |               | -         | -             |            |           |           |              |               |        |               |             |               |            |           |           |            |               |        |               |            |              |           |            |               |                |        |               |        | 2,90          |   |     |  |  |  |  |  |  |      |      |   |   |
| 3,00                        |              |           |           |            |               | -         | -             |            |           |           |              |               |        |               |             |               |            |           |           |            |               |        |               |            |              |           |            |               |                |        |               |        | 3,00          |   |     |  |  |  |  |  |  |      |      |   |   |
| 3,10                        |              |           |           |            |               | -         | -             |            |           |           |              |               |        |               |             |               |            |           |           |            |               |        |               |            |              |           |            |               |                |        |               |        | 3,10          |   |     |  |  |  |  |  |  |      |      |   |   |
| 3,20                        |              |           |           |            |               | -         | -             |            |           |           |              |               |        |               |             |               |            |           |           |            |               |        |               |            |              |           |            |               |                |        |               |        | 3,20          |   |     |  |  |  |  |  |  |      |      |   |   |
| 3,30                        |              |           |           |            |               | -         | -             |            |           |           |              |               |        |               |             |               |            |           |           |            |               |        |               |            |              |           |            |               |                |        |               |        | 3,30          |   |     |  |  |  |  |  |  |      |      |   |   |
| 3,40                        |              |           |           |            |               | -         | -             |            |           |           |              |               |        |               |             |               |            |           |           |            |               |        |               |            |              |           |            |               |                |        |               |        | 3,40          |   |     |  |  |  |  |  |  |      |      |   |   |
| 3,60                        |              |           |           |            |               | -         | -             |            |           |           |              |               |        |               |             |               |            |           |           |            |               |        |               |            |              |           |            |               |                |        |               |        | 3,60          |   |     |  |  |  |  |  |  |      |      |   |   |
| 3,70                        |              |           |           |            |               | -         | -             |            |           |           |              |               |        |               |             |               |            |           |           |            |               |        |               |            |              |           |            |               |                |        |               |        | 3,70          |   |     |  |  |  |  |  |  |      |      |   |   |
| 3,80                        |              |           |           |            |               | -         | -             |            |           |           |              |               |        |               |             |               |            |           |           |            |               |        |               |            |              |           |            |               |                |        |               |        | 3,80          |   |     |  |  |  |  |  |  |      |      |   |   |
| 3,90                        |              |           |           |            |               | -         | -             |            |           |           |              |               |        |               |             |               |            |           |           |            |               |        |               |            |              |           |            |               |                |        |               |        | 3,90          |   |     |  |  |  |  |  |  |      |      |   |   |
| 4,00                        |              |           |           |            |               | -         | -             |            |           |           |              |               |        |               |             |               |            |           |           |            |               |        |               |            |              |           |            |               |                |        |               |        | 4,00          |   |     |  |  |  |  |  |  |      |      |   |   |
| 4,20                        |              |           |           |            |               | -         | -             |            |           |           |              |               |        |               |             |               |            |           |           |            |               |        |               |            |              |           |            |               |                |        |               |        | 4,20          |   |     |  |  |  |  |  |  |      |      |   |   |
| 4,40                        |              |           |           |            |               | -         | -             |            |           |           |              |               |        |               |             |               |            |           |           |            |               |        |               |            |              |           |            |               |                |        |               |        | 4,40          |   |     |  |  |  |  |  |  |      |      |   |   |
| 4,60                        |              |           |           |            |               | -         | -             |            |           |           |              |               |        |               |             |               |            |           |           |            |               |        |               |            |              |           |            |               |                |        |               |        | 4,60          |   |     |  |  |  |  |  |  |      |      |   |   |
| 4,80                        |              |           |           |            |               | -         | -             |            |           |           |              |               |        |               |             |               |            |           |           |            |               |        |               |            |              |           |            |               |                |        |               |        | 4,80          |   |     |  |  |  |  |  |  |      |      |   |   |
| 5,00                        |              |           |           |            |               | -         | -             |            |           |           |              |               |        |               |             |               |            |           |           |            |               |        |               |            |              |           |            |               |                |        |               |        | 5,00          |   |     |  |  |  |  |  |  |      |      |   |   |
| 5,20                        |              |           |           |            |               | -         | -             |            |           |           |              |               |        |               |             |               |            |           |           |            |               |        |               |            |              |           |            |               |                |        |               |        | 5,20          |   |     |  |  |  |  |  |  |      |      |   |   |
| 5,60                        |              |           |           |            |               | -         | -             |            |           |           |              |               |        |               |             |               |            |           |           |            |               |        |               |            |              |           |            |               |                |        |               |        | 5,60          |   |     |  |  |  |  |  |  |      |      |   |   |
| 6,00                        |              |           |           |            |               | -         | -             |            |           |           |              |               |        |               |             |               |            |           |           |            |               |        |               |            |              |           |            |               |                |        |               |        | 6,00          |   |     |  |  |  |  |  |  |      |      |   |   |
| 6,40                        |              |           |           |            |               | -         | -             |            |           |           |              |               |        |               |             |               |            |           |           |            |               |        |               |            |              |           |            |               |                |        |               |        | 6,40          |   |     |  |  |  |  |  |  |      |      |   |   |
| 6,80                        |              |           |           |            |               | -         | -             |            |           |           |              |               |        |               |             |               |            |           |           |            |               |        |               |            |              |           |            |               |                |        |               |        | 6,80          |   |     |  |  |  |  |  |  |      |      |   |   |
| 7,20                        |              |           |           |            |               | -         | -             |            |           |           |              |               |        |               |             |               |            |           |           |            |               |        |               |            |              |           |            |               |                |        |               |        | 7,20          |   |     |  |  |  |  |  |  |      |      |   |   |
| 7,60                        |              |           |           |            |               | -         | -             |            |           |           |              |               |        |               |             |               |            |           |           |            |               |        |               |            |              |           |            |               |                |        |               |        | 7,60          |   |     |  |  |  |  |  |  |      |      |   |   |
| 8,00                        |              |           |           |            |               | -         | -             |            |           |           |              |               |        |               |             |               |            |           |           |            |               |        |               |            |              |           |            |               |                |        |               |        | 8,00          |   |     |  |  |  |  |  |  |      |      |   |   |
| 8,20                        |              |           |           |            |               | -         | -             |            |           |           |              |               |        |               |             |               |            |           |           |            |               |        |               |            |              |           |            |               |                |        |               |        | 8,20          |   |     |  |  |  |  |  |  |      |      |   |   |
| 8,40                        |              |           |           |            |               | -         | -             |            |           |           |              |               |        |               |             |               |            |           |           |            |               |        |               |            |              |           |            |               |                |        |               |        | 8,40          |   |     |  |  |  |  |  |  |      |      |   |   |
| 8,60                        |              |           |           |            |               | -         | -             |            |           |           |              |               |        |               |             |               |            |           |           |            |               |        |               |            |              |           |            |               |                |        |               |        | 8,60          |   |     |  |  |  |  |  |  |      |      |   |   |
| 8,80                        |              |           |           |            |               | -         | -             |            |           |           |              |               |        |               |             |               |            |           |           |            |               |        |               |            |              |           |            |               |                |        |               |        | 8,80          |   |     |  |  |  |  |  |  |      |      |   |   |
| 9,00                        |              |           |           |            |               | -         | -             |            |           |           |              |               |        |               |             |               |            |           |           |            |               |        |               |            |              |           |            |               |                |        |               |        | 9,00          |   |     |  |  |  |  |  |  |      |      |   |   |
| Totals:                     |              |           |           |            |               | 0         | 0             |            |           |           |              |               |        | 0             | 0           | 0             | 1.600      |           |           |            |               |        |               |            |              |           |            |               |                |        |               |        |               | 0 | 235 |  |  |  |  |  |  | 0    | 0    | 0 | 0 |
| Nominal Transactions Value: |              |           |           |            |               |           | 0,00          |            |           |           |              |               |        | 0,00          | 0,00        |               |            |           |           |            |               |        |               |            |              |           |            |               |                |        |               |        |               |   |     |  |  |  |  |  |  | 0,00 | 0,00 |   |   |
| Number of Trades:           |              |           |           |            |               |           | 0             |            |           |           |              |               |        | 0             | 0           |               |            |           |           |            |               |        |               |            |              |           |            |               |                |        |               |        |               |   |     |  |  |  |  |  |  |      | 0    | 0 |   |

PPC (CR)

(Contract Size: 100 Stocks, Exercise Style: American, Physical Delivery)

| Exercise Price | Call Options |           |           |            |               |        |               |            |           |           |            |               |        |               | Put Options  |               |            |           |           |            |               |        |               |            |           |           |            |               |        |               |              |               |                |
|----------------|--------------|-----------|-----------|------------|---------------|--------|---------------|------------|-----------|-----------|------------|---------------|--------|---------------|--------------|---------------|------------|-----------|-----------|------------|---------------|--------|---------------|------------|-----------|-----------|------------|---------------|--------|---------------|--------------|---------------|----------------|
|                | March 2013   |           |           |            |               |        |               | June 2013  |           |           |            |               |        |               | Other Months |               | March 2013 |           |           |            |               |        |               | June 2013  |           |           |            |               |        |               | Other Months |               | Exercise Price |
|                | Open price   | Price max | Price min | Last price | Closing price | Volume | Open Interest | Open price | Price max | Price min | Last price | Closing price | Volume | Open Interest | Volume       | Open Interest | Open price | Price max | Price min | Last price | Closing price | Volume | Open Interest | Open price | Price max | Price min | Last price | Closing price | Volume | Open Interest | Volume       | Open Interest |                |
| 0,800          |              |           |           |            |               | -      | -             |            |           |           |            |               |        | -             | -            |               |            |           |           |            |               |        |               |            |           |           |            |               |        |               |              |               |                |
| 0,900          |              |           |           |            |               | -      | -             |            |           |           |            |               |        | -             | -            |               |            |           |           |            |               |        |               |            |           |           |            |               |        |               |              |               | 0,900          |
| 1,00           |              |           |           |            |               | -      | -             |            |           |           |            |               |        | -             | -            |               |            |           |           |            |               |        |               |            |           |           |            |               |        |               |              |               | 1,00           |
| 1,10           |              |           |           |            |               | -      | -             |            |           |           |            |               |        | -             | -            |               |            |           |           |            |               |        |               |            |           |           |            |               |        |               |              |               | 1,10           |
| 1,20           |              |           |           |            |               | -      | -             |            |           |           |            |               |        | -             | -            |               |            |           |           |            |               |        |               |            |           |           |            |               |        |               |              |               | 1,20           |
| 1,30           |              |           |           |            |               | -      | -             |            |           |           |            |               |        | -             | -            |               |            |           |           |            |               |        |               |            |           |           |            |               |        |               |              |               | 1,30           |
| 1,40           |              |           |           |            |               | -      | -             |            |           |           |            |               |        | -             | -            |               |            |           |           |            |               |        |               |            |           |           |            |               |        |               |              |               | 1,40           |
| 1,50           |              |           |           |            |               | -      | -             |            |           |           |            |               |        | -             | -            |               |            |           |           |            |               |        |               |            |           |           |            |               |        |               |              |               | 1,50           |
| 1,60           |              |           |           |            |               | -      | -             |            |           |           |            |               |        | -             | -            |               |            |           |           |            |               |        |               |            |           |           |            |               |        |               |              |               | 1,60           |
| 1,70           |              |           |           |            |               | -      | -             |            |           |           |            |               |        | -             | -            |               |            |           |           |            |               |        |               |            |           |           |            |               |        |               |              |               | 1,70           |
| 1,80           |              |           |           |            |               | -      | -             |            |           |           |            |               |        | -             | -            |               |            |           |           |            |               |        |               |            |           |           |            |               |        |               |              |               | 1,80           |
| 1,90           |              |           |           |            |               | -      | -             |            |           |           |            |               |        | -             | -            |               |            |           |           |            |               |        |               |            |           |           |            |               |        |               |              |               | 1,90           |
| 2,00           |              |           |           |            |               | -      | -             |            |           |           |            |               |        | -             | -            |               |            |           |           |            |               |        |               |            |           |           |            |               |        |               |              |               | 2,00           |
| 2,20           |              |           |           |            |               | -      | -             |            |           |           |            |               |        | -             | -            |               |            |           |           |            |               |        |               |            |           |           |            |               |        |               |              |               | 2,20           |
| 2,40           |              |           |           |            |               | -      | -             |            |           |           |            |               |        | -             | -            |               |            |           |           |            |               |        |               |            |           |           |            |               |        |               |              |               | 2,40           |
| 2,60           |              |           |           |            |               | -      | -             |            |           |           |            |               |        | -             | -            |               |            |           |           |            |               |        |               |            |           |           |            |               |        |               |              |               | 2,60           |
| 2,80           |              |           |           |            |               | -      | -             |            |           |           |            |               |        | -             | -            |               |            |           |           |            |               |        |               |            |           |           |            |               |        |               |              |               | 2,80           |
| 2,90           |              |           |           |            |               | -      | -             |            |           |           |            |               |        | -             | -            |               |            |           |           |            |               |        |               |            |           |           |            |               |        |               |              |               | 2,90           |
| 3,00           |              |           |           |            |               | -      | -             |            |           |           |            |               |        | -             | -            |               |            |           |           |            |               |        |               |            |           |           |            |               |        |               |              |               | 3,00           |
| 3,10           |              |           |           |            |               | -      | -             |            |           |           |            |               |        | -             | -            |               |            |           |           |            |               |        |               |            |           |           |            |               |        |               |              |               | 3,10           |
| 3,20           |              |           |           |            |               | -      | -             |            |           |           |            |               |        | -             | -            |               |            |           |           |            |               |        |               |            |           |           |            |               |        |               |              |               | 3,20           |
| 3,30           |              |           |           |            |               | -      | -             |            |           |           |            |               |        | -             | -            |               |            |           |           |            |               |        |               |            |           |           |            |               |        |               |              |               | 3,30           |
| 3,40           |              |           |           |            |               | -      | -             |            |           |           |            |               |        | -             | -            |               |            |           |           |            |               |        |               |            |           |           |            |               |        |               |              |               | 3,40           |
| 3,50           |              |           |           |            |               | -      | -             |            |           |           |            |               |        | -             | -            |               |            |           |           |            |               |        |               |            |           |           |            |               |        |               |              |               | 3,50           |
| 3,60           |              |           |           |            |               | -      | -             |            |           |           |            |               |        | -             | -            |               |            |           |           |            |               |        |               |            |           |           |            |               |        |               |              |               | 3,60           |
| 3,70           |              |           |           |            |               | -      | -             |            |           |           |            |               |        | -             | -            |               |            |           |           |            |               |        |               |            |           |           |            |               |        |               |              |               | 3,70           |
| 3,80           |              |           |           |            |               | -      | -             |            |           |           |            |               |        | -             | -            |               |            |           |           |            |               |        |               |            |           |           |            |               |        |               |              |               | 3,80           |
| 4,00           |              |           |           |            |               | -      | -             |            |           |           |            |               |        | -             | -            |               |            |           |           |            |               |        |               |            |           |           |            |               |        |               |              |               | 4,00           |
| 4,20           |              |           |           |            |               | -      | -             |            |           |           |            |               |        | -             | -            |               |            |           |           |            |               |        |               |            |           |           |            |               |        |               |              |               | 4,20           |
| 4,40           |              |           |           |            |               | -      | -             |            |           |           |            |               |        | -             | -            |               |            |           |           |            |               |        |               |            |           |           |            |               |        |               |              |               | 4,40           |
| 4,60           |              |           |           |            |               | -      | -             |            |           |           |            |               |        | -             | -            |               |            |           |           |            |               |        |               |            |           |           |            |               |        |               |              |               | 4,60           |
| 4,80           |              |           |           |            |               | -      | -             |            |           |           |            |               |        | -             | -            |               |            |           |           |            |               |        |               |            |           |           |            |               |        |               |              |               | 4,80           |
| 5,00           |              |           |           |            |               | -      | -             |            |           |           |            |               |        | -             | -            |               |            |           |           |            |               |        |               |            |           |           |            |               |        |               |              |               | 5,00           |
| 5,20           |              |           |           |            |               | -      | -             |            |           |           |            |               |        | -             | -            |               |            |           |           |            |               |        |               |            |           |           |            |               |        |               |              |               | 5,20           |
| 5,40           |              |           |           |            |               | -      | -             |            |           |           |            |               |        | -             | -            |               |            |           |           |            |               |        |               |            |           |           |            |               |        |               |              |               | 5,40           |
| 5,60           |              |           |           |            |               | -      | -             |            |           |           |            |               |        | -             | -            |               |            |           |           |            |               |        |               |            |           |           |            |               |        |               |              |               | 5,60           |
| 5,80           |              |           |           |            |               | -      | -             |            |           |           |            |               |        | -             | -            |               |            |           |           |            |               |        |               |            |           |           |            |               |        |               |              |               | 5,80           |
| 6,00           |              |           |           |            |               | -      | -             |            |           |           |            |               |        | -             | -            |               |            |           |           |            |               |        |               |            |           |           |            |               |        |               |              |               | 6,00           |
| 6,40           |              |           |           |            |               | -      | -             |            |           |           |            |               |        | -             | -            |               |            |           |           |            |               |        |               |            |           |           |            |               |        |               |              |               | 6,40           |
| 6,80           |              |           |           |            |               | -      | -             |            |           |           |            |               |        | -             | -            |               |            |           |           |            |               |        |               |            |           |           |            |               |        |               |              |               | 6,80           |
| 7,20           |              |           |           |            |               | -      | -             |            |           |           |            |               |        | -             | -            |               |            |           |           |            |               |        |               |            |           |           |            |               |        |               |              |               | 7,20           |
| 7,60           |              |           |           |            |               | -      | -             |            |           |           |            |               |        | -             | -            |               |            |           |           |            |               |        |               |            |           |           |            |               |        |               |              |               | 7,60           |
| 8,00           |              |           |           |            |               | -      | -             |            |           |           |            |               |        | -             | -            |               |            |           |           |            |               |        |               |            |           |           |            |               |        |               |              |               | 8,00           |
| 8,20           |              |           |           |            |               | -      | -             |            |           |           |            |               |        | -             | -            |               |            |           |           |            |               |        |               |            |           |           |            |               |        |               |              |               | 8,20           |
| 8,40           |              |           |           |            |               | -      | -             |            |           |           |            |               |        | -             | -            |               |            |           |           |            |               |        |               |            |           |           |            |               |        |               |              |               | 8,40           |
| 8,60           |              |           |           |            |               | -      | -             |            |           |           |            |               |        | -             | -            |               |            |           |           |            |               |        |               |            |           |           |            |               |        |               |              |               | 8,60           |
| 8,80           |              |           |           |            |               | -      | -             |            |           |           |            |               |        | -             | -            |               |            |           |           |            |               |        |               |            |           |           |            |               |        |               |              |               | 8,80           |
| 9,00           |              |           |           |            |               | -      | -             |            |           |           |            |               |        | -             | -            |               |            |           |           |            |               |        |               |            |           |           |            |               |        |               |              |               | 9,00           |
| 9,20           |              |           |           |            |               | -      | -             |            |           |           |            |               |        | -             | -            |               |            |           |           |            |               |        |               |            |           |           |            |               |        |               |              |               | 9,20           |
| 9,60           |              |           |           |            |               | -      | -             |            |           |           |            |               |        | -             | -            |               |            |           |           |            |               |        |               |            |           |           |            |               |        |               |              |               | 9,60           |
| 10,00          |              |           |           |            |               | -      | -             |            |           |           |            |               |        | -             | -            |               |            |           |           |            |               |        |               |            |           |           |            |               |        |               |              |               | 10,00          |



PPC (CR)

(Contract Size: 100 Stocks, Exercise Style: American, Physical Delivery)

| Exercise Price              | Call Options |           |           |            |               |        |               |            |              |           |            |               |        |               | Put Options |               |            |           |              |            |                |               |        |               |        |               |  |  |      |      |      |      |
|-----------------------------|--------------|-----------|-----------|------------|---------------|--------|---------------|------------|--------------|-----------|------------|---------------|--------|---------------|-------------|---------------|------------|-----------|--------------|------------|----------------|---------------|--------|---------------|--------|---------------|--|--|------|------|------|------|
|                             | March 2013   |           |           |            | June 2013     |        |               |            | Other Months |           | March 2013 |               |        |               | June 2013   |               |            |           | Other Months |            | Exercise Price |               |        |               |        |               |  |  |      |      |      |      |
|                             | Open price   | Price max | Price min | Last price | Closing price | Volume | Open Interest | Open price | Price max    | Price min | Last price | Closing price | Volume | Open Interest | Volume      | Open Interest | Open price | Price max | Price min    | Last price |                | Closing price | Volume | Open Interest | Volume | Open Interest |  |  |      |      |      |      |
| Totals:                     |              |           |           |            |               | 0      | 150           |            |              |           |            |               | 0      | 0             | 0           | 0             |            |           |              |            |                |               | 0      | 210           |        |               |  |  |      | 0    | 0    | 0    |
| Nominal Transactions Value: |              |           |           |            |               |        | 0,00          |            |              |           |            |               | 0,00   | 0,00          | 0,00        | 0,00          |            |           |              |            |                | 0,00          | 0,00   |               |        |               |  |  | 0,00 | 0,00 | 0,00 | 0,00 |
| Number of Trades:           |              |           |           |            |               |        | 0             |            |              |           |            |               | 0      | 0             |             |               |            |           |              |            |                | 0             | 0      |               |        |               |  |  | 0    | 0    |      | 0    |

| Stocks                         | Type[4] | Stock Repo [1] |      |        |        |                    | Stock Reverse Repo [2] |           |           |            |            | Repurchase Agreements [3] |        |                    |                  |           |           |            |          |        |          |                    |                  |
|--------------------------------|---------|----------------|------|--------|--------|--------------------|------------------------|-----------|-----------|------------|------------|---------------------------|--------|--------------------|------------------|-----------|-----------|------------|----------|--------|----------|--------------------|------------------|
|                                |         | Trans. price   | chg. | Trades | Volume | Transactions Value | Open Interest[5]       | Price max | Price min | Last price | Last Ask   | Trades                    | Volume | Transactions Value | Open Interest[5] | Price max | Price min | Last price | Last Ask | Trades | Volume   | Transactions Value | Open Interest[5] |
| AEGEAN AIRLINES (CR)           | SR RA   | 100,00         | ---  | ---    | ---    | ---                | 105                    | ---       | ---       | ---        | 52@4,5%    | ---                       | ---    | ---                | ---              | ---       | ---       | ---        | ---      | ---    | ---      | ---                | ---              |
| ALPHA BANK (CR)                | SR RA   | 100,01         | ---  | ---    | ---    | ---                | 61.520                 | ---       | ---       | ---        | 27020@4,5% | ---                       | ---    | 6.200              | ---              | ---       | ---       | ---        | ---      | ---    | ---      | ---                | 1.165            |
| ALPHA ETF FTSE Athex Large Cap | SR RA   | 100,00         | ---  | ---    | ---    | ---                | ---                    | ---       | ---       | ---        | ---        | ---                       | ---    | ---                | ---              | ---       | ---       | ---        | ---      | ---    | ---      | ---                | 2.664            |
| ALUMIL (CR)                    | RA      | ---            | ---  | ---    | ---    | ---                | ---                    | ---       | ---       | ---        | ---        | ---                       | ---    | ---                | ---              | ---       | ---       | ---        | ---      | ---    | ---      | ---                | ---              |
| ATHENS MEDICAL CENTER SA (CR)  | SR RA   | 100,00         | ---  | ---    | ---    | ---                | 434                    | ---       | ---       | ---        | 217@4,5%   | ---                       | ---    | ---                | ---              | ---       | ---       | ---        | ---      | ---    | ---      | ---                | ---              |
| AUTOHELLAS SA (CR)             | SR RA   | 100,00         | ---  | ---    | ---    | ---                | 14                     | ---       | ---       | ---        | 4@4,5%     | ---                       | ---    | ---                | ---              | ---       | ---       | ---        | ---      | ---    | ---      | ---                | ---              |
| BANK OF CYPRUS (CR)            | SR RA   | 100,00         | ---  | ---    | ---    | ---                | 10.436                 | 7,60%     | 7,60%     | 7,60%      | 6806@7,6%  | 1                         | 500    | 11.850,0           | 1.000            | ---       | ---       | ---        | ---      | ---    | ---      | ---                | 1.745            |
| COCA - COLA HBC (CR)           | SR RA   | 100,00         | ---  | ---    | ---    | ---                | 2.387                  | ---       | ---       | ---        | 1190@4,5%  | ---                       | ---    | ---                | 4                | ---       | ---       | ---        | ---      | ---    | ---      | ---                | 229              |
| CRETE PLASTICS SA (CR)         | SR RA   | 100,00         | ---  | ---    | ---    | ---                | ---                    | ---       | ---       | ---        | ---        | ---                       | ---    | ---                | ---              | ---       | ---       | ---        | ---      | ---    | ---      | ---                | ---              |
| CYPRUS POPULAR BANK (CR)       | SR RA   | 100,00         | ---  | ---    | ---    | ---                | 13.654                 | ---       | ---       | ---        | 10304@10%  | ---                       | ---    | ---                | 350              | ---       | ---       | ---        | ---      | ---    | ---      | ---                | ---              |
| DAIOS PLASTICS SA (CR)         | SR RA   | 100,00         | ---  | ---    | ---    | ---                | ---                    | ---       | ---       | ---        | ---        | ---                       | ---    | ---                | ---              | ---       | ---       | ---        | ---      | ---    | ---      | ---                | ---              |
| ELLAKTOR (CR)                  | SR RA   | 100,00         | ---  | ---    | ---    | ---                | 4.999                  | ---       | ---       | ---        | 2499@4,5%  | ---                       | ---    | ---                | ---              | ---       | ---       | ---        | ---      | ---    | ---      | ---                | 35               |
| ELTRAK SA (CR)                 | SR RA   | 100,00         | ---  | ---    | ---    | ---                | ---                    | ---       | ---       | ---        | ---        | ---                       | ---    | ---                | ---              | ---       | ---       | ---        | ---      | ---    | ---      | ---                | ---              |
| ELVAL SA. (CB)                 | SR RA   | 100,00         | ---  | ---    | ---    | ---                | 733                    | ---       | ---       | ---        | 366@4,5%   | ---                       | ---    | ---                | ---              | ---       | ---       | ---        | ---      | ---    | ---      | ---                | ---              |
| EUROBANK ERGASIAS (CR)         | SR RA   | 100,10         | 0,03 | ---    | ---    | ---                | 3.271                  | ---       | ---       | ---        | ---        | ---                       | ---    | 2.628              | 0,01%            | 0,01%     | 0,01%     | ---        | 1        | 202    | 12.928,0 | 1.426              |                  |
| EUROBANK PROPERTIES REIC (CR)  | SR RA   | 100,00         | ---  | ---    | ---    | ---                | 2.370                  | ---       | ---       | ---        | 1185@4,5%  | ---                       | ---    | ---                | ---              | ---       | ---       | ---        | ---      | ---    | ---      | ---                | ---              |
| EURODRIP SA (CR)               | SR RA   | 100,00         | ---  | ---    | ---    | ---                | ---                    | ---       | ---       | ---        | ---        | ---                       | ---    | ---                | ---              | ---       | ---       | ---        | ---      | ---    | ---      | ---                | ---              |
| EYDAP S.A. (CR)                | SR RA   | 100,00         | ---  | ---    | ---    | ---                | 1.000                  | ---       | ---       | ---        | 500@4,5%   | ---                       | ---    | ---                | ---              | ---       | ---       | ---        | ---      | ---    | ---      | ---                | 5                |
| FOURLIS (CR)                   | SR RA   | 100,00         | ---  | ---    | ---    | ---                | 195                    | ---       | ---       | ---        | 97@4,5%    | ---                       | ---    | ---                | ---              | ---       | ---       | ---        | ---      | ---    | ---      | ---                | ---              |
| FRIGOGLOSS SA (CR)             | SR RA   | 100,00         | ---  | ---    | ---    | ---                | 225                    | ---       | ---       | ---        | 112@4,5%   | ---                       | ---    | ---                | ---              | ---       | ---       | ---        | ---      | ---    | ---      | ---                | ---              |
| GEK TERNA (CR)                 | SR RA   | 100,00         | ---  | ---    | ---    | ---                | 717                    | ---       | ---       | ---        | 358@4,5%   | ---                       | ---    | ---                | ---              | ---       | ---       | ---        | ---      | ---    | ---      | ---                | ---              |
| GR. SARANTIS SA (CR)           | SR RA   | 100,00         | ---  | ---    | ---    | ---                | 62                     | ---       | ---       | ---        | 31@4,5%    | ---                       | ---    | ---                | ---              | ---       | ---       | ---        | ---      | ---    | ---      | ---                | ---              |
| HALKOR SA (CB)                 | SR RA   | 100,00         | ---  | ---    | ---    | ---                | 355                    | ---       | ---       | ---        | 177@4,5%   | ---                       | ---    | ---                | ---              | ---       | ---       | ---        | ---      | ---    | ---      | ---                | ---              |
| HELL. DUTY FREE SHOPS SA (CR)  | SR RA   | 100,00         | ---  | ---    | ---    | ---                | 664                    | ---       | ---       | ---        | 332@4,5%   | ---                       | ---    | ---                | ---              | ---       | ---       | ---        | ---      | ---    | ---      | ---                | 7                |
| HELLENIC CABLES SA (CR)        | SR RA   | 100,00         | ---  | ---    | ---    | ---                | 15                     | ---       | ---       | ---        | ---        | ---                       | ---    | ---                | ---              | ---       | ---       | ---        | ---      | ---    | ---      | ---                | ---              |
| HELLENIC EXCHANGES (CR)        | SR RA   | 100,00         | ---  | ---    | ---    | ---                | 6.052                  | ---       | ---       | ---        | 2956@4,5%  | ---                       | ---    | 66                 | ---              | ---       | ---       | ---        | ---      | ---    | ---      | ---                | ---              |
| HELLENIC PETROLEUM (CR)        | SR RA   | 100,05         | 0,01 | ---    | ---    | ---                | 2.374                  | ---       | ---       | ---        | 1017@4,5%  | ---                       | ---    | 170                | ---              | ---       | ---       | ---        | ---      | ---    | ---      | ---                | 48               |
| HYGEIA SA (CR)                 | SR RA   | 100,00         | ---  | ---    | ---    | ---                | 500                    | ---       | ---       | ---        | 250@4,5%   | ---                       | ---    | ---                | ---              | ---       | ---       | ---        | ---      | ---    | ---      | ---                | ---              |
| IASO SA (CR)                   | SR RA   | 100,00         | ---  | ---    | ---    | ---                | 85                     | ---       | ---       | ---        | 42@4,5%    | ---                       | ---    | ---                | ---              | ---       | ---       | ---        | ---      | ---    | ---      | ---                | ---              |
| IKTINOS HELLAS SA (CR)         | SR RA   | 100,00         | ---  | ---    | ---    | ---                | 10                     | ---       | ---       | ---        | ---        | ---                       | ---    | ---                | ---              | ---       | ---       | ---        | ---      | ---    | ---      | ---                | ---              |
| INFORM P. LYKOS SA (CR)        | SR RA   | 100,00         | ---  | ---    | ---    | ---                | 200                    | ---       | ---       | ---        | 100@4,5%   | ---                       | ---    | ---                | ---              | ---       | ---       | ---        | ---      | ---    | ---      | ---                | ---              |
| INTRACOM CONSTR. (CR)          | SR RA   | 100,00         | ---  | ---    | ---    | ---                | ---                    | ---       | ---       | ---        | ---        | ---                       | ---    | ---                | ---              | ---       | ---       | ---        | ---      | ---    | ---      | ---                | ---              |
| INTRACOM HOLDINGS (CR)         | SR RA   | 100,00         | ---  | ---    | ---    | ---                | 665                    | ---       | ---       | ---        | 332@4,5%   | ---                       | ---    | ---                | ---              | ---       | ---       | ---        | ---      | ---    | ---      | ---                | ---              |
| INTRALOT (CR)                  | SR RA   | 100,00         | ---  | ---    | ---    | ---                | 5.947                  | ---       | ---       | ---        | 2933@4,5%  | ---                       | ---    | 40                 | ---              | ---       | ---       | ---        | ---      | ---    | ---      | ---                | ---              |
| J & P - AVAX SA (CR)           | SR RA   | 100,00         | ---  | ---    | ---    | ---                | 232                    | ---       | ---       | ---        | 86@4,5%    | ---                       | ---    | 30                 | ---              | ---       | ---       | ---        | ---      | ---    | ---      | ---                | ---              |
| JUMBO SA (CR)                  | SR RA   | 100,00         | ---  | ---    | ---    | ---                | 2.448                  | ---       | ---       | ---        | 1224@4,5%  | ---                       | ---    | ---                | ---              | ---       | ---       | ---        | ---      | ---    | ---      | ---                | 45               |
| KORRES (CR)                    | SR RA   | 100,00         | ---  | ---    | ---    | ---                | ---                    | ---       | ---       | ---        | ---        | ---                       | ---    | ---                | ---              | ---       | ---       | ---        | ---      | ---    | ---      | ---                | ---              |

## Stock Lending Notes

[1] - Stock Repo: A Contract for selling stocks to HELEX with a Repurchase Right (According to ATHEX BoD Resolution No 17)

[2] - Stock Reverse Repo: A Contract for buying stocks from HELEX with a Resell Right. (According to ATHEX BoD Resolution No 18)

[3] - Standardized Repurchase Agreements: A Contract that constitutes a standardized agreement for the purchase or sale of shares, with repurchase or resell pact (According to ATHEX BoD Resolution No 20)

[4] - Type of products is divided into SR: Stock Repo or Stock Reverse Repo, and RA: Repurchase Agreements.

[5] - Open Interest in all Series (both tradeable or non-tradeable).

| Stocks                         | Type[4] | Stock Repo [1] |      |        |        |                    |                  | Stock Reverse Repo [2] |           |            |            |        |        | Repurchase Agreements [3] |                  |           |           |            |          |        |        |                    |                  |
|--------------------------------|---------|----------------|------|--------|--------|--------------------|------------------|------------------------|-----------|------------|------------|--------|--------|---------------------------|------------------|-----------|-----------|------------|----------|--------|--------|--------------------|------------------|
|                                |         | Trans. price   | chg. | Trades | Volume | Transactions Value | Open Interest[5] | Price max              | Price min | Last price | Last Ask   | Trades | Volume | Transactions Value        | Open Interest[5] | Price max | Price min | Last price | Last Ask | Trades | Volume | Transactions Value | Open Interest[5] |
| KRI-KRI S.A. (CR)              | SR RA   | 100,00         | ---  | ---    | ---    | ---                | 550              | ---                    | ---       | ---        | 275@4,5%   | ---    | ---    | ---                       | ---              | ---       | ---       | ---        | ---      | ---    | ---    | ---                | ---              |
| LAMDA DEVELOPMENT SA (CR)      | SR RA   | 100,00         | ---  | ---    | ---    | ---                | 2.740            | ---                    | ---       | ---        | 1370@4,5%  | ---    | ---    | ---                       | ---              | ---       | ---       | ---        | ---      | ---    | ---    | ---                | ---              |
| MARFIN INVESTMENT GROUP (CR)   | SR RA   | 100,00         | ---  | ---    | ---    | ---                | 23.011           | ---                    | ---       | ---        | 11505@4,5% | ---    | ---    | ---                       | ---              | ---       | ---       | ---        | ---      | ---    | ---    | ---                | 1.445            |
| METKA (CR)                     | SR RA   | 100,11         | 0,02 | ---    | ---    | ---                | 627              | ---                    | ---       | ---        | 219@4,5%   | ---    | ---    | 60                        | ---              | ---       | ---       | ---        | ---      | ---    | ---    | ---                | 10               |
| MLS MULTIMEDIA SA (CR)         | SR RA   | 100,00         | ---  | ---    | ---    | ---                | 119              | ---                    | ---       | ---        | 59@4,5%    | ---    | ---    | ---                       | ---              | ---       | ---       | ---        | ---      | ---    | ---    | ---                | ---              |
| MOTOR OIL (CR)                 | SR RA   | 100,01         | 0,01 | ---    | ---    | ---                | 2.921            | ---                    | ---       | ---        | 1451@4,5%  | ---    | ---    | 9                         | ---              | ---       | ---       | ---        | ---      | ---    | ---    | ---                | 27               |
| MYTILINEOS HOLDINGS (CR)       | SR RA   | 100,02         | 0,01 | ---    | ---    | ---                | 4.226            | ---                    | ---       | ---        | 1963@4,5%  | ---    | ---    | 150                       | ---              | ---       | ---       | ---        | ---      | ---    | ---    | ---                | 64               |
| NATIONAL BANK (CR)             | SR RA   | 100,12         | 0,02 | ---    | ---    | ---                | 48.509           | ---                    | ---       | ---        | ---        | ---    | 43.268 | ---                       | ---              | ---       | ---       | ---        | ---      | ---    | ---    | ---                | 24.496           |
| NBGAM ETF                      | SR RA   | 100,00         | ---  | ---    | ---    | ---                | ---              | ---                    | ---       | ---        | ---        | ---    | ---    | ---                       | ---              | ---       | ---       | ---        | ---      | ---    | ---    | ---                | 295              |
| NBGAM ETF GREECE & TURKEY 30   | SR RA   | 100,00         | ---  | ---    | ---    | ---                | ---              | ---                    | ---       | ---        | ---        | ---    | ---    | ---                       | ---              | ---       | ---       | ---        | ---      | ---    | ---    | ---                | 55               |
| NIREFS SA (CR)                 | SR RA   | 100,00         | ---  | ---    | ---    | ---                | 354              | ---                    | ---       | ---        | 177@4,5%   | ---    | ---    | ---                       | ---              | ---       | ---       | ---        | ---      | ---    | ---    | ---                | ---              |
| OPAP (CR)                      | SR RA   | 100,02         | 0,01 | ---    | ---    | ---                | 5.176            | ---                    | ---       | ---        | 2388@4,5%  | ---    | ---    | 200                       | ---              | ---       | ---       | ---        | ---      | ---    | ---    | ---                | 362              |
| OTE (CR)                       | SR RA   | 100,00         | ---  | ---    | ---    | ---                | 7.348            | ---                    | ---       | ---        | 3674@4,5%  | ---    | ---    | ---                       | ---              | ---       | ---       | ---        | ---      | ---    | ---    | ---                | 881              |
| P.P.A. S.A. (CR)               | SR RA   | 100,00         | ---  | ---    | ---    | ---                | 7                | ---                    | ---       | ---        | 3@4,5%     | ---    | ---    | ---                       | ---              | ---       | ---       | ---        | ---      | ---    | ---    | ---                | ---              |
| PETROPOULOS PETROS (CR)        | RA      | ---            | ---  | ---    | ---    | ---                | ---              | ---                    | ---       | ---        | ---        | ---    | ---    | ---                       | ---              | ---       | ---       | ---        | ---      | ---    | ---    | ---                | ---              |
| PIRAEUS BANK (CR)              | SR RA   | 100,00         | ---  | ---    | ---    | ---                | 22.166           | ---                    | ---       | ---        | 13149@6,2% | ---    | ---    | 2.478                     | ---              | ---       | ---       | ---        | ---      | ---    | ---    | ---                | 1.873            |
| PPC (CR)                       | SR RA   | 100,04         | ---  | ---    | ---    | ---                | 2.937            | ---                    | ---       | ---        | 1235@4,5%  | ---    | ---    | 220                       | ---              | ---       | ---       | ---        | ---      | ---    | ---    | ---                | 181              |
| QUEST HOLDINGS (CR)            | SR RA   | 100,00         | ---  | ---    | ---    | ---                | 39               | ---                    | ---       | ---        | 19@4,5%    | ---    | ---    | ---                       | ---              | ---       | ---       | ---        | ---      | ---    | ---    | ---                | ---              |
| S & B IND. MINERALS (CR)       | SR RA   | 100,00         | ---  | ---    | ---    | ---                | 148              | ---                    | ---       | ---        | 74@4,5%    | ---    | ---    | ---                       | ---              | ---       | ---       | ---        | ---      | ---    | ---    | ---                | ---              |
| SELECTED TEXT. IND. ASSOC (CR) | SR RA   | 100,00         | ---  | ---    | ---    | ---                | 50               | ---                    | ---       | ---        | 25@4,5%    | ---    | ---    | ---                       | ---              | ---       | ---       | ---        | ---      | ---    | ---    | ---                | ---              |
| SIDENOR (CR)                   | SR RA   | 100,00         | ---  | ---    | ---    | ---                | 2.996            | ---                    | ---       | ---        | 1498@4,5%  | ---    | ---    | ---                       | ---              | ---       | ---       | ---        | ---      | ---    | ---    | ---                | ---              |
| TECHNICAL OLYMPIC SA (CR)      | SR RA   | 100,00         | ---  | ---    | ---    | ---                | 14               | ---                    | ---       | ---        | 4@4,5%     | ---    | ---    | ---                       | ---              | ---       | ---       | ---        | ---      | ---    | ---    | ---                | ---              |
| TERNA ENERGY (CR)              | SR RA   | 100,00         | ---  | ---    | ---    | ---                | 208              | ---                    | ---       | ---        | 84@4,5%    | ---    | ---    | 20                        | ---              | ---       | ---       | ---        | ---      | ---    | ---    | ---                | ---              |
| THESSALONIKA WATER & SEWERAGE  | SR RA   | 100,00         | ---  | ---    | ---    | ---                | 1.208            | ---                    | ---       | ---        | 604@4,5%   | ---    | ---    | ---                       | ---              | ---       | ---       | ---        | ---      | ---    | ---    | ---                | ---              |
| THRACE PLASTICS SA (CR)        | SR RA   | 100,00         | ---  | ---    | ---    | ---                | 100              | ---                    | ---       | ---        | 75@4,5%    | ---    | ---    | ---                       | ---              | ---       | ---       | ---        | ---      | ---    | ---    | ---                | ---              |
| TITAN CEMENT (CR)              | SR RA   | 100,00         | ---  | ---    | ---    | ---                | 9.843            | ---                    | ---       | ---        | 4859@4,5%  | ---    | ---    | 62                        | ---              | ---       | ---       | ---        | ---      | ---    | ---    | ---                | 30               |
| TPA SA (CR)                    | SR RA   | 100,00         | ---  | ---    | ---    | ---                | 6                | ---                    | ---       | ---        | 3@4,5%     | ---    | ---    | ---                       | ---              | ---       | ---       | ---        | ---      | ---    | ---    | ---                | ---              |
| TRASTOR REAL EST. INV. CO.(CR) | SR RA   | 100,00         | ---  | ---    | ---    | ---                | 44               | ---                    | ---       | ---        | 22@4,5%    | ---    | ---    | ---                       | ---              | ---       | ---       | ---        | ---      | ---    | ---    | ---                | ---              |
| VIOHALCO (CB)                  | SR RA   | 100,01         | 0,01 | ---    | ---    | ---                | 4.171            | ---                    | ---       | ---        | 2035@4,5%  | ---    | ---    | 50                        | ---              | ---       | ---       | ---        | ---      | ---    | ---    | ---                | 115              |

## Stock Lending Notes

[1] - Stock Repo: A Contract for selling stocks to HELEX with a Repurchase Right (According to ATHEX BoD Resolution No 17)

[2] - Stock Reverse Repo: A Contract for buying stocks from HELEX with a Resell Right. (According to ATHEX BoD Resolution No 18)

[3] - Standardized Repurchase Agreements: A Contract that constitutes a standardized agreement for the purchase or sale of shares, with repurchase or resell pact (According to ATHEX BoD Resolution No 20)

[4] - Type of products is divided into SR: Stock Repo or Stock Reverse Repo, and RA: Repurchase Agreements.

[5] - Open Interest in all Series (both tradeable or non-tradeable).

## Sectors codification for listed companies

|      |   |                                   |       |   |                               |
|------|---|-----------------------------------|-------|---|-------------------------------|
| 533  | - | Exploration & Production          | 537   | - | Integrated Oil & Gas          |
| 1353 | - | Commodity Chemicals               | 1357  | - | Specialty Chemicals           |
| 1753 | - | Aluminum                          | 1755  | - | Nonferrous Metals             |
| 1757 | - | Steel                             | 1775  | - | General Mining                |
| 2353 | - | Building Materials & Fixtures     | 2357  | - | Heavy Construction            |
| 2723 | - | Containers & Packaging            | 2727  | - | Diversified Industrials       |
| 2733 | - | Electrical Components & Equipment | 2753  | - | Commercial Vehicles & Trucks  |
| 2757 | - | Industrial Machinery              | 2773  | - | Marine Transportation         |
| 2777 | - | Transportation Services           | 2791  | - | Business Support Services     |
| 2797 | - | Industrial Suppliers              | 3535  | - | Distillers & Vintners         |
| 3537 | - | Soft Drinks                       | 3573  | - | Farming & Fishing             |
| 3577 | - | Food Products                     | 3722  | - | Durable Household Products    |
| 3726 | - | Furnishings                       | 3728  | - | Home Construction             |
| 3747 | - | Toys                              | 3763  | - | Clothing & Accessories        |
| 3765 | - | Footwear                          | 3767  | - | Personal Products             |
| 3785 | - | Tobacco                           | 4533  | - | Health Care Providers         |
| 4535 | - | Medical Equipment                 | 4577  | - | Pharmaceuticals               |
| 5337 | - | Food Retailers & Wholesalers      | 5371  | - | Apparel Retailers             |
| 5373 | - | Broadline Retailers               | 5375  | - | Home Improvement Retailers    |
| 5379 | - | Specialty Retailers               | 5553  | - | Broadcasting & Entertainment  |
| 5555 | - | Media Agencies                    | 5557  | - | Publishing                    |
| 5751 | - | Airlines                          | 5752  | - | Gambling                      |
| 5753 | - | Hotels                            | 5755  | - | Recreational Services         |
| 5757 | - | Restaurants & Bars                | 5759  | - | Travel & Tourism              |
| 6535 | - | Fixed Line Telecommunications     | 6575  | - | Mobile Telecommunications     |
| 7535 | - | Conventional Electricity          | 7537  | - | Alternative Electricity       |
| 7577 | - | Water                             | 8355  | - | Banks                         |
| 8534 | - | Insurance Brokers                 | 8536  | - | Property & Casualty Insurance |
| 8633 | - | Real Estate Holding & Development | 8637  | - | Real Estate Services          |
| 8671 | - | Industrial & Office REITs         | 8675  | - | Specialty REITs               |
| 8775 | - | Specialty Finance                 | 8777  | - | Investment Services           |
| 8985 | - | Equity Investment Instruments     | 9533  | - | Computer Services             |
| 9535 | - | Internet                          | 9537  | - | Software                      |
| 9572 | - | Computer Hardware                 | 9574  | - | Electronic Office Equipment   |
| 9578 | - | Telecommunications Equipment      | 11000 | - | ETF                           |

