


Daily Official List

Hellenic Exchanges – Athens Stock Exchange S.A.

Thursday, 28 May, 2015
Year: 136 Trading Day No: 97



δελτιο ημερησιων
συναλλαγων
daily official list

Disclaimer:

Hellenic Exchanges-Athens Exchange endeavours to ensure that the data and other material ("Information") presented on the Daily Official List are accurate and complete, but it is not liable for any errors or omissions of data or /and for the accuracy, credibility, updating and completeness of the aforesaid information nor it has any liability arising directly or indirectly from the use of the above Information.

The Company is not liable for the accuracy of the data included in listed companies' announcements. Only the sender of such an announcement is fully and solely liable for any infringement of third party's rights from the content of such announcement. All contents of the Daily Official List are provided only for information purposes and do not constitute investment advice or solicitation to invest in securities or other products listed for trading on the Exchange.

You acknowledge and agree that the Company is the owner of any property rights related to any Information appearing on the Daily Official List including intellectual property rights copyright, trademarks, etc.

The above data are a property of the Hellenic Exchanges-Athens Exchange and are copyright protected. Users are forbidden to reproduce, modify, copy, sale, transmit or redistribute, by all reproduction means and methods, part or the whole of the above data, without reference to their source.

The commercial exploitation of these data is, also, forbidden by third parties. Hellenic Exchanges-Athens Exchange does not carry any responsibility, direct or indirect, derived from usage or accidental alteration of the above data when used by third parties.

Hellenic Exchanges – Athens Stock Exchange S.A.

110 Athinon Ave., 10442 Athens, Tel: (210) 33.66.800, Fax: (210) 32.13.938

www.athex.gr

Thessalonica Stock Exchange Center (T.S.E.C)

16-18 Katouni Str., Thessalonica 546 25 Tel: (2310) 567.667, Fax: (2310) 530.545

Athex Members Guarantee Fund

14-16 Fidiou Str., Athens 106 78, Tel: (210) 33.04.682, Fax: (210) 33.04.155

Hellenic Republic Capital Market Commission

1 Kolokotroni Str. & 1 Stadiou Str., Athens 10562 Tel: (210) 33.77.100 Fax: (210) 33.77.173

Table of Contents

Section 1: Statistical Figures of Securities, Derivatives and Lending

Summary of Markets

Athex Indices

Analytic Figures for Athex Market's Boards and Categories

Trading Details by Athex Sectors and Financial Instruments (ETFs)

Top 10 best & worst performing Shares

Derivatives Summary

Section 2: Analytic Figures of Shares Transactions

Analytic Figures of Shares Transactions

Shares' Notes

Section 3: Figures of Securities Transactions

Securities Blocks Details

Shares Rights Details

Shares Short Selling

Stock Borrowing

Shares Forced Sales

Forced Sales Registered Shares

Exchange Traded Funds (ETFs) Characteristics

Section 5: Bonds traded in Fixed Income Assets Market

Corporate Bonds

Government Bonds

Treasury Bills & Zero Coupon Government Bonds

Government Bonds Traded with the Open Outcry Method

State Banks Bonds

Section 6: Additional Infos

Athex & ATHEXClear Members List

List of Stocks under Market Making operations

Section 7: Derivatives Market Analytic Figures

Index Futures

Stock Futures

Index Options

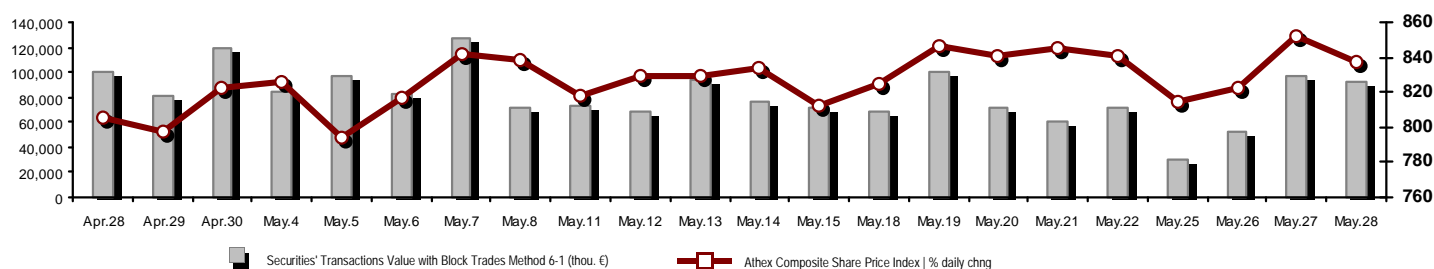
Stock Options

Stock Lending Analytic Figures

Appendix A: Sectors codification for listed companies

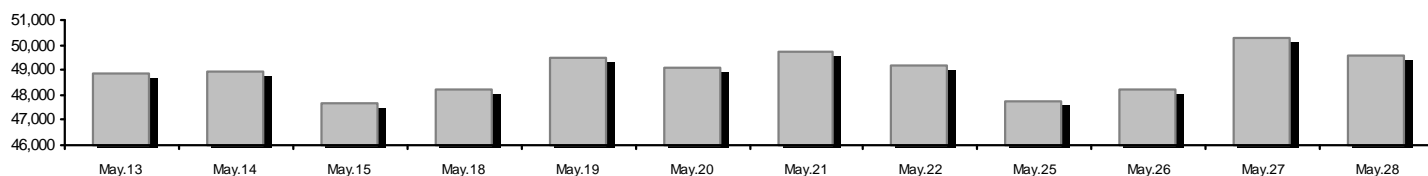
Summary of Markets

Athex Composite Share Price Index vs Shares and Derivatives Transactions Value

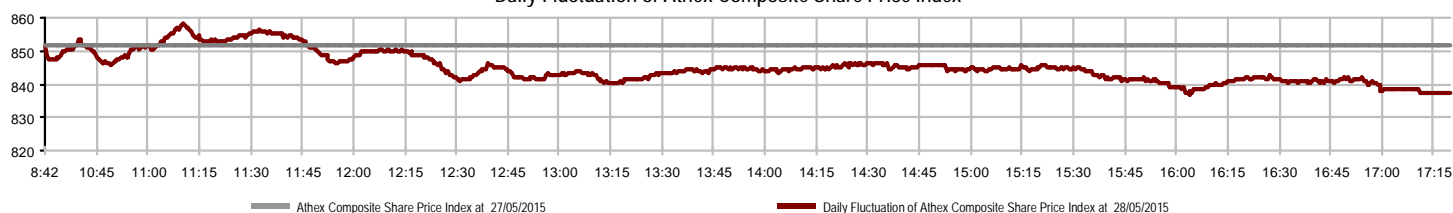


Athex Capitalisation (mill. €) **:	49,565.00	Derivatives Total Open Interest	505,829
Daily change: mill. € %	-704.51 -1.40%	in Index Futures % daily chng	41,314 -1.30%
Yearly Avg Capitalisation: mill. € % chng prev year Avg	47,885.10 -30.87%	in Stock Futures % daily chng	458,963 -2.09%
Athex Composite Share Price Index % daily chng	837.41 -1.69%	in Index Options % daily chng	3,467 2.03%
Athex Composite Share Price Index Capitalisation (mill. €)	44,600.61	in Stock Options % daily chng	2,085 16.81%
Daily change (mill. €)	-607.21		
Securities' Transactions Value with Block Trades Method 6-1 (92,984.78	Derivatives Contracts Volume:	116,792
Daily change: thou. € %	-4,793.85 -4.90%	Daily change: pieces %	26,847 29.85%
YtD Avg Trans. Value: thou. € % chng prev year Avg	101,591.88 -20.04%	YtD Avg Derivatives Contracts % chng prev year Avg	84,475 54.12%
Blocks Transactions Value of Method 6-1 (thou. €)	7,280.06	Derivatives Trades Number:	4,447
Blocks Transactions Value of Method 6-2 & 6-3 (thou. €)	35.40	Daily change: number %	-204 -4.39%
Bonds Transactions Value (thou. €)	0.00	YtD Avg Derivatives Trades number % chng prev year Avg	4,475 7.15%
Securities' Transactions Volume (thou. Pieces)	191,914.46	Lending Total Open Interest	2,162,743
Daily change: thou. pieces %	22,019.05 12.96%	Daily change: pieces %	76,250 3.65%
YtD Avg Volume: thou. pieces % chng prev year Avg	189,259.20 99.20%	Lending Volume (Multilateral/Bilateral)	77,250
Blocks Transactions Volume of Method 6-1 (thou. Pieces)	3,523.50	Daily change: pieces %	29,880 63.08%
Blocks Transactions Volume of Method 6-2 & 6-3 (thou. Pieces)	30.00	Multilateral Lending	77,250
Bonds Transactions Volume (thou. pieces)	0.00	Bilateral Lending	0
Securities' Trades Number	30,299	Lending Trades Number:	9
Daily change: number %	-350 -1.14%	Daily change: thou. € %	-2 -18.18%
YtD Avg Derivatives Trades number % chng prev year Avg	33,110 14.63%	Multilateral Lending Trades Number	9
Number of Blocks Method 6-1	4	Bilateral Lending Trades Number	0
Number of Blocks Method 6-2 & 6-3	1		
Number of Bonds Transactions	0		

Athex Capitalisation (mill. €) **



Daily Fluctuation of Athex Composite Share Price Index



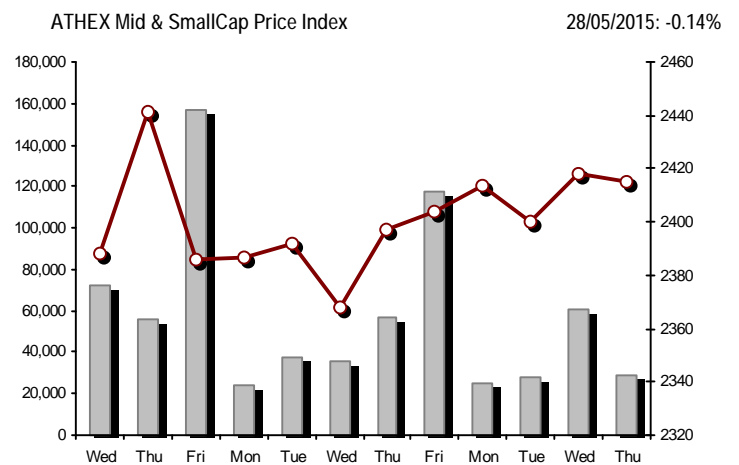
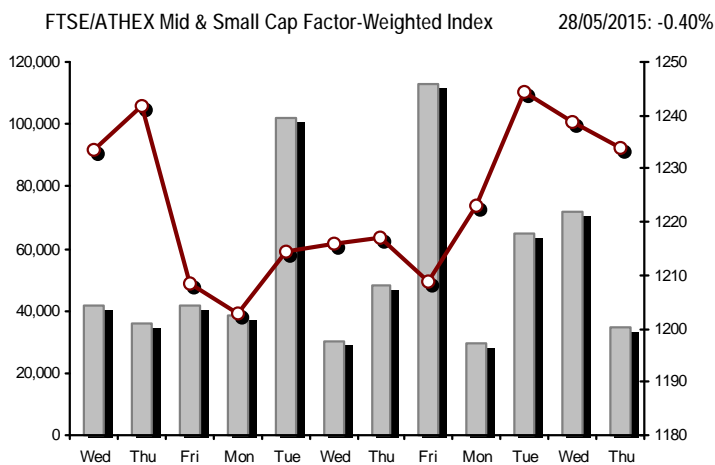
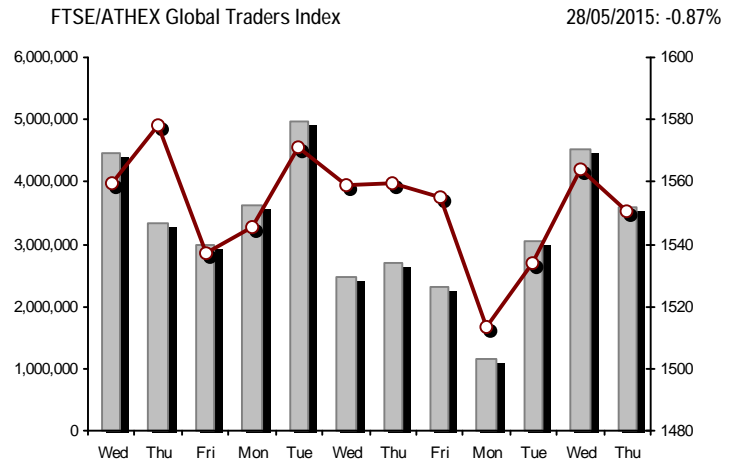
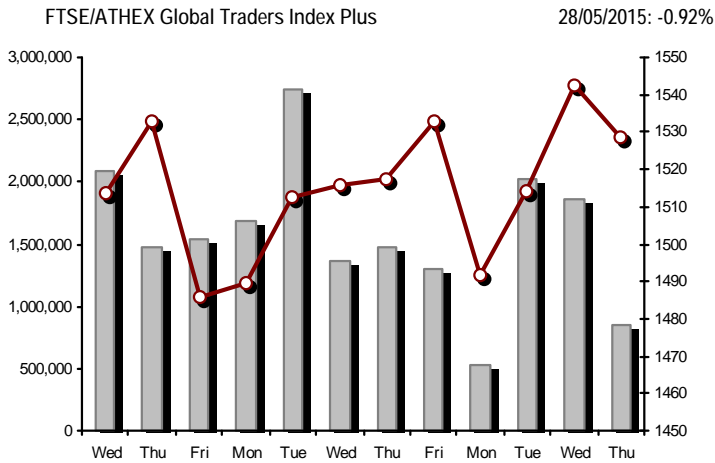
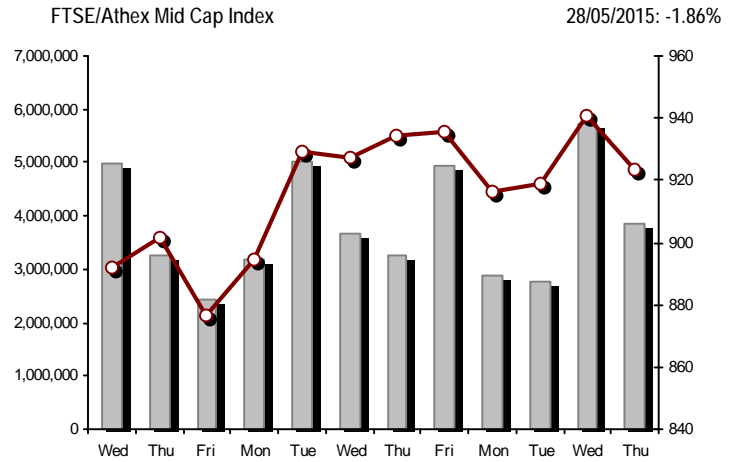
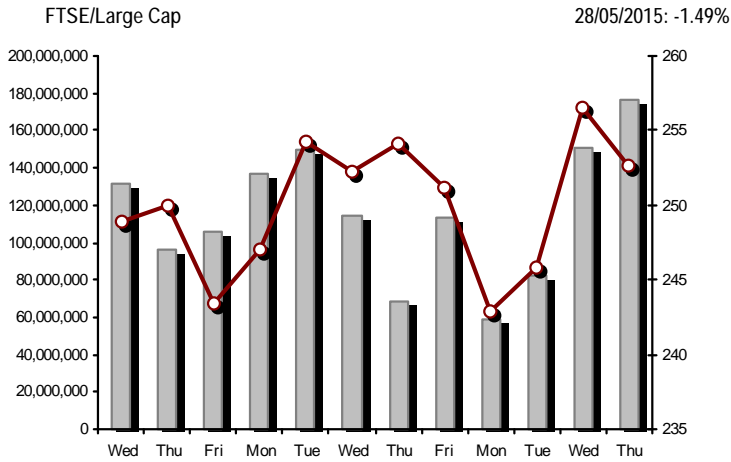
Athex Indices

Index name	28/05/2015	27/05/2015	pts.	%	Min	Max	Year min	Year max	Year change
Athex Composite Share Price Index	837.41	851.81	-14.40	-1.69%	836.98	857.92	691.43	945.81	1.36%
FTSE/Athex Large Cap	252.70	256.52	-3.82	-1.49%	251.70	258.85	204.64	283.37	-4.59%
FTSE/ATHEX Custom Capped	879.75	843.64	36.11	4.28%			711.99	956.79	0.97%
FTSE/ATHEX Custom Capped - USD	685.96	659.13	26.82	4.07%			548.31	777.68	-9.25%
FTSE/Athex Mid Cap Index	923.41	940.95	-17.54	-1.86%	923.41	945.42	705.04	984.77	19.45%
FTSE/ATHEX-CSE Banking Index	523.80	530.02	-6.22	-1.17%	517.64	547.15	319.25	774.70	-28.05%
FTSE/ATHEX Global Traders Index Plus	1,528.48	1,542.65	-14.17	-0.92%	1,522.10	1,557.52	1,227.52	1,604.84	19.14%
FTSE/ATHEX Global Traders Index	1,550.61	1,564.15	-13.54	-0.87%	1,543.96	1,576.55	1,317.55	1,698.65	7.79%
FTSE/ATHEX Mid & Small Cap Factor-Weighted Ind	1,233.98	1,238.92	-4.94	-0.40%	1,230.80	1,241.69	1,076.89	1,252.59	12.58%
Greece & Turkey 30 Price Index	628.21	636.50	-8.29	-1.30%	627.98	636.50	584.97	768.95	-7.60%
ATHEX Mid & SmallCap Price Index	2,414.87	2,418.15	-3.28	-0.14%	2,401.28	2,433.54	2,254.53	2,635.74	-1.02%
FTSE/Athex Market Index	613.31	622.66	-9.35	-1.50%	611.08	628.06	495.85	685.04	-3.59%
FTSE Med Index	5,776.76	5,722.85	53.91	0.94%			4,930.94	6,069.73	14.69%
Athex Composite Index Total Return Index	1,238.43	1,259.74	-21.31	-1.69%	1,237.80	1,268.77	1,016.90	1,385.07	2.54%
FTSE/Athex Large Cap Total Return	347.15	352.39	-5.24	-1.49%			285.37	382.72	-3.39%
FTSE/ATHEX Large Cap Net Total Return	1,032.41	1,048.03	-15.62	-1.49%	1,028.33	1,057.56	833.98	1,147.63	-3.52%
FTSE/ATHEX Custom Capped Total Return	935.77	897.37	38.41	4.28%			751.27	1,008.59	2.07%
FTSE/ATHEX Custom Capped - USD Total Return	729.64	701.11	28.53	4.07%			578.56	819.78	-8.27%
FTSE/Athex Mid Cap Total Return	1,185.82	1,208.34	-22.52	-1.86%			908.00	1,231.75	20.64%
FTSE/ATHEX-CSE Banking Total Return Index	488.44	494.24	-5.80	-1.17%			312.07	708.30	-28.09%
Greece & Turkey 30 Total Return Index	787.84	775.05	12.79	1.65%			722.97	919.96	-4.28%
Hellenic Mid & Small Cap Index	842.34	854.35	-12.01	-1.41%	840.76	858.28	702.49	994.59	9.50%
FTSE/Athex Banks	692.07	700.29	-8.22	-1.17%	683.93	722.92	421.81	1,023.60	-28.04%
FTSE/Athex Insurance	1,580.50	1,633.18	-52.68	-3.23%	1,580.50	1,633.18	1,222.25	1,685.87	7.91%
FTSE/Athex Financial Services	1,059.72	1,071.40	-11.68	-1.09%	1,047.70	1,080.17	867.84	1,400.60	5.80%
FTSE/Athex Industrial Goods & Services	2,159.18	2,180.51	-21.33	-0.98%	2,152.47	2,194.75	1,881.51	2,660.41	10.50%
FTSE/Athex Retail	3,746.08	3,723.03	23.05	0.62%	3,697.13	3,793.23	3,174.62	4,531.02	-1.47%
FTSE/ATHEX Real Estate	2,594.08	2,598.40	-4.32	-0.17%	2,569.97	2,626.84	2,065.91	2,800.26	13.68%
FTSE/Athex Personal & Household Goods	4,486.84	4,651.14	-164.30	-3.53%	4,486.84	4,692.33	3,847.16	5,680.33	-1.44%
FTSE/Athex Food & Beverage	7,585.15	7,737.46	-152.31	-1.97%	7,585.15	7,752.27	5,066.70	7,814.61	29.48%
FTSE/Athex Basic Resources	2,606.81	2,640.38	-33.57	-1.27%	2,585.26	2,656.47	1,753.11	2,916.96	35.19%
FTSE/Athex Construction & Materials	2,225.30	2,275.28	-49.98	-2.20%	2,225.30	2,299.56	2,054.59	2,705.46	1.85%
FTSE/Athex Oil & Gas	2,330.75	2,345.18	-14.43	-0.62%	2,301.87	2,397.22	1,618.74	2,399.45	28.43%
FTSE/Athex Chemicals	6,876.54	6,993.73	-117.19	-1.68%	6,761.11	7,030.45	4,784.62	7,336.99	34.24%
FTSE/Athex Media	1,477.44	1,477.44	0.00	0.00%	1,477.44	1,477.44	1,137.63	2,061.03	-28.32%
FTSE/Athex Travel & Leisure	1,586.73	1,613.44	-26.71	-1.66%	1,568.72	1,613.44	1,238.26	1,741.96	3.50%
FTSE/Athex Technology	721.64	724.88	-3.24	-0.45%	718.61	729.91	636.30	786.22	-0.61%
FTSE/Athex Telecommunications	2,323.17	2,339.68	-16.51	-0.71%	2,287.39	2,358.95	1,888.26	2,606.68	-7.25%
FTSE/Athex Utilities	2,059.67	2,136.92	-77.25	-3.62%	2,059.67	2,141.58	1,651.36	2,830.02	-1.85%
FTSE/Athex Health Care	122.13	125.31	-3.18	-2.54%	118.96	129.27	99.13	163.37	-15.39%
Athex All Share Index	174.42	176.55	-2.13	-1.21%	174.42	174.42	143.91	196.00	-6.20%
Hellenic Corporate Bond Index	89.41	88.80	0.61	0.69%			85.68	94.45	-4.75%
Hellenic Corporate Bond Price Index	86.49	85.90	0.59	0.69%			82.71	92.77	-6.50%

Note 1: Greece & Turkey 30 Pr data is the indicative at 17:20, whereas FTSE/ATHEX Custom Capped, FTSE/ATHEX Custom Capped - USD, FTSE/ATHEX Custom Capped TR, FTSE/ATHEX Custom Capped - USD TR, FTSE/Med 100 & Greece & Turkey 30 Rt., Hellenic Corporate Bond Price Index, Hellenic Corporate Bond Index closing prices refer to the previous trading day of 26/05/2015.

Note 2: The Hellenic Mid & Small Cap Index is a Customized index calculated by the Athens Exchange.

Athex Indices



Indices volume of transactions

Indices closing prices

Analytic Figures for Athex Market's Boards and Categories

	Total Traded Securities	Main Market	Low Dispersion	Other Categories (*)	Exchange Traded Funds (ETFs)	Warrants
Totals	121	97	4	14	3	3
Gain / Lose / Same:	39 / 66 / 16	31 / 57 / 9	2 / 2 / 0	4 / 3 / 7	1 / 2 / 0	1 / 2 / 0
Athex Capitalisation (mill. €) **	49,565.00	47,920.86	1,384.47	259.67		
Daily Average Trans/ons Value(thou.€)	101,591.88	99,501.00	51.12	92.40	34.38	2,044.69
Transactions Value	93,020.18	91,516.98	3.19	5.84	196.60	1,297.58
Main Board:	85,704.73	84,201.52	3.19	5.84	196.60	1,297.58
Blocks Board 6_2_3:	7,315.46	7,315.46	0.00	0.00	0.00	0.00
Forced Sales Board:	0.00	0.00	0.00	0.00	0.00	0.00
Special Terms Board:	0.00	0.00	0.00	0.00	0.00	0.00
Daily Average Transactions Volume	189,259,203	181,226,017	53,766	290,928	10,016	7,859,896
Transactions Volume	191,944,458	184,614,774	3,248	70,786	21,124	7,234,526
Main Board:	188,390,961	181,061,277	3,248	70,786	21,124	7,234,526
Blocks Board 6_2_3:	3,553,497	3,553,497	0	0	0	0
Forced Sales Board:	0	0	0	0	0	0
Special Terms Board:	0	0	0	0	0	0
Daily Average Number of Trades	33,110	31,415	32	80	6	1,578
Number of Trades	30,300	28,687	19	42	8	1,544
Main Board:	30,295	28,682	19	42	8	1,544
Blocks Board 6_2_3:	5	5	0	0	0	0
Forced Sales Board:	0	0	0	0	0	0
Special Terms Board:	0	0	0	0	0	0

(*) Summarised Transactions figures for Under Deletion and Under Supervision Categories. (**) The Market Capitalization of the Companies that belong in the Under Supervision Status is not included.

Trading Details by Athex Sectors and Financial Instruments (ETFs)

Code	Sectors	Gain / Lose / Same	Number of Trades	Transactions Volume	Transactions Value	% of Total Trans. Value
8300	- Banks	5 / 5 / 0	16,466	182,093,316	60,287,763.18	64.81%
1700	- Basic Resources	2 / 5 / 1	572	186,063	655,745.97	0.70%
1300	- Chemicals	1 / 3 / 0	50	8,913	13,168.70	0.01%
2300	- Construction & Materials	2 / 6 / 4	2,059	1,098,614	2,734,179.56	2.94%
12000	- Financial Instruments	1 / 2 / 0	8	21,124	196,596.85	0.21%
8700	- Financial Services	0 / 1 / 1	1,288	4,183,084	1,260,000.64	1.35%
3500	- Food & Beverage	6 / 8 / 1	259	92,152	805,777.10	0.87%
4500	- Health Care	1 / 3 / 0	59	89,757	14,765.02	0.02%
2700	- Industrial Goods & Services	4 / 10 / 2	998	222,446	759,053.77	0.82%
8500	- Insurance	0 / 1 / 0	10	3,422	5,136.20	0.01%
5500	- Media	1 / 0 / 1	12	238	100.99	0.00%
500	- Oil & Gas	0 / 1 / 1	610	108,817	638,581.13	0.69%
3700	- Personal & Household Goods	4 / 6 / 0	611	123,698	775,939.84	0.83%
8600	- Real Estate	2 / 2 / 1	536	178,673	641,290.83	0.69%
5300	- Retail	3 / 0 / 0	373	31,941	715,661.89	0.77%
9500	- Technology	3 / 4 / 2	143	48,811	52,730.39	0.06%
6500	- Telecommunications	0 / 1 / 0	1,441	1,573,524	13,252,749.64	14.25%
5700	- Travel & Leisure	2 / 5 / 2	2,158	955,612	6,185,135.76	6.65%
7500	- Utilities	2 / 3 / 0	2,647	924,253	4,025,805.58	4.33%

Top 10 best & worst performing Shares

Main Market

With positive Price change			With negative Price change		
	Closing price	change		Closing price	change
PIRAEUS BANK (CR)	0.499	4.61% #	PPC (CR)	4.96	-6.24% €
TERNA ENERGY (CR)	3.12	2.63% #	MARFIN INVESTMENT GROUP (CR)	0.141	-6.00% €
INFORM P. LYKOS SA (CR)	1.06	1.92% #	ELLAKTOR (CR)	1.77	-5.85% €
METKA (CR)	8.14	1.75% #	NATIONAL BANK (CR)	1.18	-5.60% €
THESSALONIKA WATER & SEWERAGE	2.90	1.04% #	ATTICA BANK S.A. (CR)	0.070	-5.40% €
EUROBANK ERGASIAS (CR)	0.151	0.67% #	FOURLIS (CR)	3.00	-3.85% €
FOLLI FOLLIE (CR)	25.99	0.62% #	GEK TERNA (CR)	1.84	-3.66% €
BANK OF CYPRUS (CR)	0.195	0.52% #	JUMBO SA (CR)	8.39	-3.45% €
GRIVALIA PROPERTIES (CR)	7.95	0.25% #	TPA SA (CR)	18.30	-3.38% €
BANK OF GREECE (CR)	9.55	0.21% #	VIOHALCO SA/NV (CB)	2.43	-2.80% €
With the highest Transactions Value			With the highest Transactions Volume		
	Value (thou. €)	change		Volume	change
NATIONAL BANK (CR)	22,114.42	-5.60% €	EUROBANK ERGASIAS (CR)	95,790,314	0.67% #
EUROBANK ERGASIAS (CR)	14,710.39	0.67% #	ALPHA BANK (CR)	34,084,439	-0.60% €
OTE (CR)	13,252.75	-0.71% €	PIRAEUS BANK (CR)	19,436,171	4.61% #
ALPHA BANK (CR)	11,411.86	-0.60% €	NATIONAL BANK (CR)	18,169,171	-5.60% €
PIRAEUS BANK (CR)	9,511.33	4.61% #	BANK OF CYPRUS (CR)	4,111,248	0.52% #
OPAP (CR)	5,676.40	-1.89% €	MARFIN INVESTMENT GROUP (CR)	4,060,363	-6.00% €
PPC (CR)	3,510.87	-6.24% €	ATTICA BANK S.A. (CR)	3,246,615	-5.40% €
ELLAKTOR (CR)	1,311.12	-5.85% €	OTE (CR)	1,573,524	-0.71% €
BANK OF CYPRUS (CR)	804.72	0.52% #	ELLAKTOR (CR)	722,304	-5.85% €
CC HBC AG (CR)	794.59	-1.98% €	PPC (CR)	686,797	-6.24% €

Note: Stocks that are not included in the "Low Dispersion" and "Under Supervision" categories, and the transactions value is more than 10,000 €.

Derivatives Summary

	Number of Trades	Volume	Open Interest
Index Futures	790	5,597	41,314
FTSE/Athex Large Cap	790	5,597	41,314
Stock Futures	3,634	110,691	458,963
ALPHA BANK (CR)	580	18,522	62,347
CC HBC AG (CR)	12	27	445
CORINTH PIPEWORKS SA (CR)	1	1	809
ELLAKTOR (CR)	46	272	1,644
EUROBANK ERGASIAS (CR)	438	26,154	171,215
EYDAP S.A. (CR)	13	49	335
FOLLI FOLLIE (CR)	17	48	207
FRIGOGLASS SA (CR)	31	99	1,129
GEK TERNA (CR)	87	350	8,432
GRIVALIA PROPERTIES (CR)	1	1	96
HELLENIC EXCHANGES-A.S.E. (CR)	45	179	1,504
HELLENIC PETROLEUM (CR)	38	146	4,236
INTRALOT (CR)	5	16	356
JUMBO SA (CR)	21	59	594
MARFIN INVESTMENT GROUP (CR)	117	1,936	29,941
METKA (CR)	15	42	968
MOTOR OIL (CR)	32	88	180
MYTILINEOS HOLDINGS (CR)	35	74	3,631
NATIONAL BANK (CR)	692	29,279	57,276
OPAP (CR)	63	261	1,547
OTE (CR)	116	345	6,319
P.P.A. S.A. (CR)	8	21	266
PIRAEUS BANK (CR)	781	30,860	94,440
PPC (CR)	381	1,651	5,974
SIDENOR (CR)	11	69	1,952
TERNA ENERGY (CR)	16	56	1,198
TITAN CEMENT (CR)	7	20	465
VIOHALCO SA/NV (CB)	25	66	1,457
Index Options	22	204	3,467
FTSE/Athex Large Cap	22	204	3,467
Stock Options	1	300	2,085
ALPHA BANK (CR)	0	0	0
NATIONAL BANK (CR)	0	0	955
OPAP (CR)	0	0	0
OTE (CR)	0	0	0
PIRAEUS BANK (CR)	1	300	1,120
PPC (CR)	0	0	10
Total Derivatives Traded	4,447	116,792	505,829

Number of Outstanding Securities	Nominal Value	Dividends [1] 2012 2013 2014	Date of Last Dividend [2]	Coupon Right	Note	Shares	Closing price	% change	Previous closing price/date	Open price	Price min	Price max	Last price	Avg price	Last Bid [7]	Last Ask [7]	P/E after	Year	Volume	Trades	Transactions Value[8]	Company Mkt Value (thou. €)	Year low	Year high	Sector[4]
5,750,000	0.300	---	---	---	12/12/2008	12/12/2011	4929	ELECTRONIKI ATHINON SA (CR)	0.480	---	0.480	27/05/2015	---	---	---	---	---	---	---	---	---	2,760.00	0.480	0.480	5375
24,605,397	0.400	---	---	---	29/06/1995	27/05/2002	4651	EMPORIKOS DESMOS SA (CR)	0.080	---	0.080	27/05/2015	---	---	---	---	---	---	---	---	---	2,134.04	0.080	0.080	3722
1,182,903	0.400	---	---	---	01/07/1996	27/05/2002	4652	EMPORIKOS DESMOS SA (PR)	0.140	---	0.140	27/05/2015	---	---	---	---	---	---	---	---	---	2,134.04	0.140	0.140	3722
7,326,648	1.00	---	---	---	26/07/2006	24/07/2001	4921	FINTEXPORT SA (CR)	0.328	---	0.328	27/05/2015	---	---	---	---	---	---	---	---	---	2,403.14	0.328	0.328	3763
179,707,771	0.300	---	---	---	27/06/2002	01/11/2011	5096	HELLAS ONLINE SA (CR)	0.563	---	0.563	27/05/2015	---	---	---	---	---	---	---	---	---	101,175.48	0.516	0.563	9537
13,692,227	1.47	---	---	---	07/07/2006	08/10/1999	5049	HELLENIC FABRICS SA (CR)	0.117	---	0.117	27/05/2015	---	---	---	---	---	---	---	---	---	1,601.99	0.117	0.117	3763
24,619,524	0.500	---	---	---	10/10/1986	30/12/2002	4914	KERAMIA-ALLATINI (CR)	0.088	---	0.088	27/05/2015	---	---	---	---	---	---	---	---	---	2,166.52	0.088	0.088	8633
7,840,373	1.20	---	---	---	18/07/2002	05/03/2003	4765	KLONATEX SA (PR)	0.080	---	0.080	27/05/2015	---	---	---	---	---	---	---	---	---	1,453.75	0.080	0.080	3763
20,663,047	1.20	---	---	---	21/08/2000	05/03/2003	4764	KLONATEX SA (CR)	0.040	---	0.040	27/05/2015	---	---	---	---	---	---	---	---	---	1,453.75	0.040	0.040	3763
17,544,600	0.600	---	---	---	03/07/2000	01/08/2000	4868	KOYMBAS SYNERGY GROUP (CR)	0.132	---	0.132	27/05/2015	---	---	---	---	---	---	---	---	---	2,315.89	0.132	0.132	8775
15,015,000	1.60	---	---	---	01/07/2002	02/02/2000	4603	MAXIM C.M. PERTSINIDIS SA (CB)	0.100	---	0.100	27/05/2015	---	---	---	---	---	---	---	---	---	1,501.50	0.100	0.100	3763
66,937,526	0.700	---	---	---	13/08/2010	21/05/2003	5003	MICHANIKI SA (CR)	0.100	---	0.100	27/05/2015	---	---	---	---	---	---	---	---	---	9,186.78	0.100	0.100	2357
25,968,987	0.700	---	---	---	13/08/2010	21/05/2003	5004	MICHANIKI SA (PR)	0.096	---	0.096	27/05/2015	---	---	---	---	---	---	---	---	---	9,186.78	0.096	0.096	2357
13,555,100	1.00	---	---	---	08/07/2005	4576	MICROLAND COMPUTERS SA (CR)	0.640	---	0.640	27/05/2015	---	---	---	---	---	---	---	---	---	---	8,675.26	0.640	0.640	5379
23,463,874	0.800	---	---	---	23/05/2003	21/12/1999	4918	NEORION SA (CR)	0.125	---	0.125	27/05/2015	---	---	---	---	---	---	---	---	---	2,932.98	0.125	0.125	2753
42,501,273	0.300	---	---	---	26/06/2007	10/08/2009	4993	NUTRIART (CR)	0.049	---	0.049	27/05/2015	---	---	---	---	---	---	---	---	---	2,082.56	0.049	0.049	3577
20,210,127	1.53	---	---	---	27/06/1997	20/03/2000	5061	PARNASSOS ENTERP. (CR)	0.070	---	0.070	27/05/2015	---	---	---	---	---	---	---	---	---	1,414.71	0.070	0.070	8775
25,583,146	0.300	---	---	---	25/06/2001	03/12/2008	4723	PETZETAKIS SA (CR)	0.260	---	0.260	27/05/2015	---	---	---	---	---	---	---	---	---	6,651.62	0.260	0.260	1357
9,550,386	0.500	---	---	---	01/07/1997	12/06/2008	4626	PRAXITELIO SA (CR)	0.390	---	0.390	27/05/2015	---	---	---	---	---	---	---	---	---	4,430.09	0.390	0.390	4533
1,306,368	0.500	---	---	---	01/07/1997	12/06/2008	4627	PRAXITELIO SA (PR)	0.540	---	0.540	27/05/2015	---	---	---	---	---	---	---	---	---	4,430.09	0.540	0.540	4533
62,683,822	0.300	---	---	---	27/05/2008	09/01/2006	4830	PROTON BANK S.A. (CR)	0.180	---	0.180	27/05/2015	---	---	---	---	---	---	---	---	---	11,283.09	0.180	0.180	8355
25,667,143	0.320	---	---	---	03/07/2000	18/12/2007	4548	SAOS (CR)	1.56	---	1.56	27/05/2015	---	---	---	---	---	---	---	---	---	40,040.74	1.56	1.56	2773
26,408,040	0.300	---	---	---	01/07/1997	26/05/1999	4464	SHEET STEEL SA (CR)	0.120	---	0.120	27/05/2015	---	---	---	---	---	---	---	---	---	3,168.96	0.120	0.120	1757
60,221,300	0.400	---	---	---	01/07/2002	01/11/2010	5022	SHELMAN SA (CR)	0.080	---	0.080	27/05/2015	---	---	---	---	---	---	---	---	---	4,817.70	0.080	0.080	2353
29,060,950	0.340	---	---	---	20/08/2007	24/10/2001	5088	SPIDER METAL INDUSTRY SA (CR)	0.008	---	0.008	27/05/2015	---	---	---	---	---	---	---	---	---	232.49	0.005	0.008	2757
26,262,660	0.900	---	---	---	01/07/2008	24/02/2011	4954	SPRIDER STORES (CR)	0.031	---	0.031	27/05/2015	---	---	---	---	---	---	---	---	---	814.14	0.031	0.031	5371
144,688,060	0.600	---	---	---	21/04/2008	10/03/2010	4982	T BANK (CR)	0.048	---	0.048	27/05/2015	---	---	---	---	---	---	---	---	---	6,945.03	0.048	0.048	8355
6,523,780	0.530	---	---	---	01/07/2002	06/03/2001	4971	TECHNICAL PUBLICATIONS SA (CR)	0.006	---	0.006	27/05/2015	---	---	---	---	---	---	---	---	---	39.14	0.006	0.006	5557
13,920,000	0.320	---	---	---	19/11/2001	01/08/2000	4726	TEXAPRET SA (CR)	0.080	---	0.080	27/05/2015	---	---	---	---	---	---	---	---	---	1,113.60	0.080	0.080	3763
510,840	1.00	---	---	---	15/07/2008	21/11/2013	5036	TROPEA HOLDING (CR)	2.00	---	2.00	27/05/2015	---	---	---	---	---	---	---	---	---	1,021.68	2.00	2.00	3722
284,465,964	3.70	---	---	---	20/06/2008	15/06/2009	4913	TT HELLENIC POSTBANK (CR)	0.168	---	0.168	27/05/2015	---	---	---	---	---	---	---	---	---	47,790.28	0.168	0.168	8355
89,616,200	0.300	---	---	---	21/08/2000	28/06/2007	4616	UNITED TEXTILES (CR)	0.050	---	0.050	27/05/2015	---	---	---	---	---	---	---	---	---	4,480.81	0.050	0.050	3763
71,683,906	0.400	---	---	---	15/06/2005	05/02/2008	4953	XATZIOANNOU (CR)	0.026	---	0.026	27/05/2015	---	---	---	---	---	---	---	---	---	1,863.78	0.026	0.026	3763

Shares' Notes

Code	Note text
()	- Adjusted dividends.
*	- Last adjusted closing price.
[1]	- Net dividends.
[2]	- The "Date of Last Coupon" for New listings refers to the date company's stocks started to trade in Athex
[3]	- The Company Market Value is referred to the number of outstanding shares
[4]	- Sectors codification can be found in Appendix A
[5]	- The Market Value refers to the total number of shares listed (including their several classes) in the exchange by the company.
[6]	- P/E greater than 100
[7]	- Last view of the Order Book before the end of the trading session
[8]	- All Blocks Methods' Transactions Value are included.
4446	- Transfer to the "Under Supervision" Category as of 20/10/2008.
4447	- Transfer to the "Under Supervision" Category as of 21/10/2008.
4464	- Suspension of trading as of 1/12/2008.
4548	- Suspension of trading as of 1/4/2009.
4576	- Suspension of trading as of 14/7/2009.
4603	- Suspension of trading as of 1/12/2009.
4616	- Suspension of trading as of 25/2/2010.
4626	- Suspension of trading as of 1/4/2010.
4627	- Suspension of trading as of 1/4/2010.
4628	- Suspension of trading as of 1/4/2010.
4651	- Suspension of trading as of 1/6/2010.
4652	- Suspension of trading as of 1/6/2010.
4690	- Transfer to Surveillance category as of 4/4/2006.
4702	- Suspension of trading as of 1/12/2010.
4723	- Suspension of trading as of 31/1/2011.
4726	- Suspension of trading as of 1/3/2011.
4750	- Transfer to the "Under Surveillance Category" from 8/4/2011.
4764	- Suspension of trading as of 20/5/2011.
4765	- Suspension of trading as of 20/5/2011.
4795	- The final gross (pre-tax) dividend is € 0.30 per share and subject to withholding tax on the full dividend amount, i.e. 0,45 per share, for those shareholders liable to withholding tax, in accordance with the applicable tax law provisions.
4814	- Transfer to the Low Dispersion Category as of 30/5/2011.
4815	- Transfer to the Low Dispersion Category as of 30/5/2011.
4816	- Transfer to the Low Dispersion Category as of 30/5/2011.
4817	- Transfer to the Low Dispersion Category as of 30/5/2011.
4820	- Transfer to the Low Dispersion category as of 18/4/2008.
4822	- Transfer to the Low Dispersion category as of 30/5/2011.
4823	- Transfer to the Low Dispersion category as of 4/4/2006.
4827	- Transfer to the Low Dispersion category as of 5/5/2010.
4830	- Suspension of trading as of 10/10/2011.
4833	- Transfer to Surveillance category from 6/5/2010.
4844	- Transfer to the Surveillance category from 8/4/2011.
4857	- The 793,906,274 new (CR) shares, resulting from the recent share capital increase through a rights issue, are not yet admitted to trading on the ATHEX.
4860	- Suspension of trading as of 30/3/2012.
4865	- Suspension of trading as of 2/4/2012.
4868	- Suspension of trading as of 2/4/2012.
4879	- Transfer to the Surveillance Category as of 10/4/2012.
4881	- Transfer to the Surveillance Category as of 10/4/2012.
4882	- Transfer to the Surveillance Category as of 10/4/2012.
4886	- Transfer to the Surveillance Category as of 10/4/2012.
4887	- Transfer to the Surveillance Category as of 10/4/2012.
4888	- Transfer to the Surveillance Category as of 10/4/2012.

Shares' Notes

Code	Note text
4911	- Lift of suspension from 30/7/2012.
4912	- Transfer to the Surveillance Category as of 31/7/2012.
4913	- Suspension of trading as of 30/8/2012.
4914	- Suspension of trading as of 31/8/2012.
4918	- Suspension of trading as of 31/8/2012.
4920	- Suspension of trading as of 31/8/2012.
4921	- Suspension of trading as of 31/8/2012.
4929	- Suspension of trading as of 1/10/2012.
4937	- Transfer to the UNDER DELETION category as of 30/11/2012.
4938	- Transfer to the UNDER DELETION category as of 30/11/2012.
4939	- Suspension of trading as of 30/11/2012.
4953	- Suspension of trading as of 2/4/2013.
4954	- Suspension of trading as of 2/4/2013.
4955	- Transfer to the Surveillance Category as from 5/4/2013.
4956	- Transfer to the Surveillance Category as from 5/4/2013.
4957	- Transfer to the Surveillance Category as from 5/4/2013.
4958	- Transfer to the Surveillance Category as from 5/4/2013.
4959	- Transfer to the Surveillance Category as from 5/4/2013.
4961	- Transfer to the Surveillance Category as from 5/4/2013.
4971	- Suspension of trading as of 3/6/2013.
4977	- Transfer to the "Under Surveillance Category" from 11/6/2013.
4978	- Transfer to the Under Supervision Category as of 11/6/2013.
4982	- Suspension of trading as of 1/12/2011.
4983	- Transfer to the Surveillance Category as of 5/4/2013.
4985	- Transfer to the "Under Surveillance Category" from 8/4/2011.
4993	- Suspension of trading as of 21/6/2013 (15:18).
4997	- Transfer to the Under Supervision Category as of 21/12/2009. - The 6,870,053 new (CB) shares, resulting from the recent share capital increase through a rights issue, are not yet admitted to trading on the ATHEX.
5002	- Suspension of trading as of 30/08/2013.
5003	- Suspension of trading as of 30/08/2013.
5004	- Suspension of trading as of 30/08/2013.
5007	- Transfer to the Surveillance category, as of 11/10/2013.
5008	- Transfer to the Surveillance Category from 8/4/2011.
5022	- Suspension of trading as of 2/12/2013.
5023	- Suspension of trading as of 2/12/2013.
5031	- The 612,300 new (CR) shares, resulting from the recent share capital increase through a rights issue, are not yet admitted to trading on the ATHEX.
5033	- Transfer to the Surveillance Category as of 25/11/2011. The 97,144,575new (CR) shares, resulting from the recent share capital increase through a rights issue, are not yet admitted to trading on the ATHEX.
5036	- The company's share is under suspension of trading as of 2/4/2012. During suspension, the company proceeded and concluded a share reverse split, according to which - after the conclusion of the corporate action - the total number of the company's shares, as well as, the last closing price of 30/03/2012 were adjusted.
5046	- Transfer to the Low Dispersion category as of 8/4/2011.
5047	- Suspension of trading as of 27/3/2014.
5049	- Under suspension of trading as of 1/4/2014.
5054	- Transfer to the Surveillance Category as of 10/4/2014.
5055	- Transfer to the Surveillance Category as of 10/4/2014.
5057	- Transfer to the Surveillance Category as of 29/12/2011.
5058	- Transfer to the Surveillance Category as of 29/12/2011.
5059	- Transfer to the Low Dispersion category as of 2/6/2014.
5061	- Suspension of trading as of 2/6/2014.
5062	- Transfer to the UNDER DELETION category as of 4/6/2014.
5075	- Transfer to the "Low Dispersion" Category as of 31/10/2014.
5080	- Suspension of trading as of 6/9/2011.
5081	- Transfer to the Surveillance category, as of 19/12/2014.
5083	- Transfer to the Surveillance Category as of 06/03/2015.

Shares' Notes

Code	Note text
5086	- Suspension of trading as of 1/4/2015.
5087	- Suspension of trading as of 1/4/2015.
5088	- Suspension of trading as of 1/4/2015.
5089	- Transfer to the Surveillance Category as of 8/4/2015.
5090	- Transfer to the UNDER DELETION category as of 8/4/2015.
5091	- Transfer to the UNDER DELETION category as of 8/4/2015.
5092	- Transfer to the UNDER DELETION category as of 8/4/2015.
5093	- Transfer to the Surveillance Category as of 8/4/2015.
5094	- Transfer to the Surveillance Category as of 8/4/2015.
5095	- Transfer to the Surveillance Category as from 9/4/2015.
5096	- Suspension of trading as of 28/5/2015.

Securities Blocks Details

Securities	Block Volume	Price	Block Trade Value	Time of approval	Note
OTE (CR)	250,000	8.52	2,129,500.00	11:43:45	20
NATIONAL BANK (CR)	30,000	1.18	35,400.00	12:00:19	14
BANK OF CYPRUS (CR)	2,723,497	0.196	533,805.41	15:18:49	20
OTE (CR)	100,000	8.35	834,500.00	15:36:30	20
OTE (CR)	450,000	8.41	3,782,250.00	16:15:49	20

Blocks Notes

- 9 - Method 6-1 / Special Fees
- 10 - Method 6-1 / Special Fees, SDS
- 14 - Method 6-3 / Settlement, Incomplete Buy and Sell
- 18 - Method 6-2 / SPOT 1
- 19 - Method 6-2 / SPOT 2
- 20 - Method 6-1 and Method 6-1 Same Day Settlement
- 21 - Other Pre-agreed

Shares Rights Details

Occured date	Exercise from	Exercise until	Trading until	Rights	Price min	Price max	Closing price	Last Bid	Last Ask	Volume	Trades	Transactions Value
--------------	---------------	----------------	---------------	--------	-----------	-----------	---------------	----------	----------	--------	--------	--------------------

No Rights Transactions.

Shares Forced Sales

Securities	Transaction s Volume	Number of Trades	Transactions Value	Note
------------	-------------------------	---------------------	-----------------------	------

No Forced Transactions.

Forced Sales Notes

- 1 - Normal Forced Sale.
- 2 - Forced Sales of Fixed Registered Shares.
- 3 - Forced Sales of Remaining Stock Fractions.

Forced Sales Registered Shares

Securities	Start Date	End Date	Initial Volume	Remaining Volume	Date	Avg price (day)	Avg price (period)	Number of Trades	Transactions Volume	Transactions Value
------------	------------	----------	----------------	------------------	------	-----------------	--------------------	------------------	---------------------	--------------------

No Fixed Registered Shares Forced Sales.

Forced Sales Notes

According to Decision 1/380/04.05.2008 of the Hellenic Republic Capital Market Commission, the certificated registered shares that have not been deposited to the issuer for dematerialisation, will be auctioned in the Athens Exchange by the supervising issuer. Forced sales procedure is held according to Article 99A of the Athens Exchange Rulebook. The average price of the period is calculated by dividing the Total transactions value by the Total volume and includes all the transactions made until the current date.

Exchange Traded Funds (ETFs) Characteristics

	Transactions Date (T)	Creation / Redemption	Units (T-1)	New Units (T-1)	Redemption Units (T-1)	Units (T) [1]	Fund Assets [2]	Net Unit Price	Dividend per	Dividend Date
NBGAM ETF ΓΔ Χ.Α.	28/05/2015	25,000	294,878	---	---	294,878	2,815,179.00	9.5469	---	27/10/2011
ALPHA ETF FTSE Athex Large Cap	28/05/2015	50,000	5,848,618	---	---	5,848,618	15,275,960.00	2.6119	0.05	01/07/2013
NBGAM ETF GREECE & TURKEY 30	28/05/2015	25,000	388,550	---	---	388,550	2,942,856.00	7.5739	---	27/10/2011

ETFs Notes

[1] - Units (T) = Units (T-1) + New Units (T-1) - Redemption Units (T-1)

[2] - The Creation / Redemption Units of T-1 are included.

Corporate Bonds

Num Listed Bonds	Nominal price	Issue price	Today's Rate	Exp. Date	Duration (years)	Note	Coupon attached		Trading	Corporate Bonds	Price min	Price max	Closing price	Previous closing		Volume	Transactions Value	Last order			ear min	Year max
							Common	Preferred						price/date	price			Buy / Sell	Date			
1,794,284	12.49	9.77	5.03	12/07/2015	8	---	---	---	1	NIREUS S.A. (Convertible to CR shares)	---	---	---	12.0000	29/01/2014	---	---	11.0000	B	17/11/2014	12.0000	12.0000
212,801,311	1.00	1.00	6.30	29/07/2020	7	---	8	---	1	MARFIN INVESTMENT GROUP S.A. SERIES B (BOND)	---	---	---	0.8500	23/08/2013	---	---	1.0000	B	28/11/2014	0.8500	0.8500
163,991,598	1.00	1.00	7.00	29/07/2019	6	---	8	---	1	MARFIN INVESTMENT GROUP S.A. SERIES A (BOND)	---	---	---	1.0000	23/08/2013	---	---	1.0000	B	28/11/2014	1.0000	1.0000

Corporate Bonds Notes

Transactions Volume = (Pieces) * (Nominal Price). Transactions Value = (Pieces) * (Nominal Price) * (price %) + (Accrued interest).

The price of a Bond is stated as a percentage (%) of Bond's Nominal Price.

Nominal Price in Euros (€), except if it is noted differently.

Government Bonds

Number Listed Bonds	Nominal price	Today's Rate	Accrued Interest Calc	Exp. Date [1]	Duration (years)	Note	Coupons Date	Curr. coupon value	Trading Unit	Government Bonds	Price min	Price max	Closing price	Previous closing price/date	Volume	Transactions Value	Price	Last order Buy / Sell	Date
1,792,455,803	1.00	4.30	Actual/Actual	24/02/2023	11	---	24/02	4.30	1	GGB-FXD-240223-11Y-2.000-1.00	---	---	---	10.0000 28/01/2015	---	---	---	---	---
1,771,485,249	1.00	4.30	Actual/Actual	24/02/2024	12	---	24/02	4.30	1	GGB-FXD-240224-12Y-2.000-1.00	---	---	---	10.0000 28/01/2015	---	---	---	---	---
1,744,316,583	1.00	4.30	Actual/Actual	24/02/2025	13	---	24/02	4.30	1	GGB-FXD-240225-13Y-2.000-1.00	---	---	---	10.0000 28/01/2015	---	---	---	---	---
1,498,761,836	1.00	4.30	Actual/Actual	24/02/2026	14	---	24/02	4.30	1	GGB-FXD-240226-14Y-2.000-1.00	---	---	---	10.0000 28/01/2015	---	---	---	---	---
1,469,952,920	1.00	4.30	Actual/Actual	24/02/2027	15	---	24/02	4.30	1	GGB-FXD-240227-15Y-2.000-1.00	---	---	---	10.0000 28/01/2015	---	---	---	---	---
1,525,434,082	1.00	4.30	Actual/Actual	24/02/2028	16	---	24/02	4.30	1	GGB-FXD-240228-16Y-2.000-1.00	---	---	---	10.0000 28/01/2015	---	---	---	---	---
1,503,860,546	1.00	4.30	Actual/Actual	24/02/2029	17	---	24/02	4.30	1	GGB-FXD-240229-17Y-2.000-1.00	---	---	---	10.0000 28/01/2015	---	---	---	---	---
1,435,418,132	1.00	4.30	Actual/Actual	24/02/2030	18	---	24/02	4.30	1	GGB-FXD-240230-18Y-2.000-1.00	---	---	---	10.0000 28/01/2015	---	---	---	---	---
1,368,045,727	1.00	4.30	Actual/Actual	24/02/2031	19	---	24/02	4.30	1	GGB-FXD-240231-19Y-2.000-1.00	---	---	---	10.0000 28/01/2015	---	---	---	---	---
1,373,758,194	1.00	4.30	Actual/Actual	24/02/2032	20	---	24/02	4.30	1	GGB-FXD-240232-20Y-2.000-1.00	---	---	---	10.0000 28/01/2015	---	---	---	---	---
1,452,639,893	1.00	4.30	Actual/Actual	24/02/2033	21	---	24/02	4.30	1	GGB-FXD-240233-21Y-2.000-1.00	---	---	---	10.0000 28/01/2015	---	---	---	---	---
1,410,344,954	1.00	4.30	Actual/Actual	24/02/2034	22	---	24/02	4.30	1	GGB-FXD-240234-22Y-2.000-1.00	---	---	---	10.0000 28/01/2015	---	---	---	---	---
1,444,202,190	1.00	4.30	Actual/Actual	24/02/2035	23	---	24/02	4.30	1	GGB-FXD-240235-23Y-2.000-1.00	---	---	---	10.0000 28/01/2015	---	---	---	---	---
1,505,138,031	1.00	4.30	Actual/Actual	24/02/2036	24	---	24/02	4.30	1	GGB-FXD-240236-24Y-2.000-1.00	---	---	---	10.0000 28/01/2015	---	---	---	---	---
1,396,254,095	1.00	4.30	Actual/Actual	24/02/2037	25	---	24/02	4.30	1	GGB-FXD-240237-25Y-2.000-1.00	---	---	---	10.0000 28/01/2015	---	---	---	---	---
1,382,167,704	1.00	4.30	Actual/Actual	24/02/2038	26	---	24/02	4.30	1	GGB-FXD-240238-26Y-2.000-1.00	---	---	---	10.0000 28/01/2015	---	---	---	---	---
1,337,331,257	1.00	4.30	Actual/Actual	24/02/2039	27	---	24/02	4.30	1	GGB-FXD-240239-27Y-2.000-1.00	---	---	---	10.0000 28/01/2015	---	---	---	---	---
1,371,908,706	1.00	4.30	Actual/Actual	24/02/2040	28	---	24/02	4.30	1	GGB-FXD-240240-28Y-2.000-1.00	---	---	---	10.0000 28/01/2015	---	---	---	---	---
1,360,659,778	1.00	4.30	Actual/Actual	24/02/2041	29	---	24/02	4.30	1	GGB-FXD-240241-29Y-2.000-1.00	---	---	---	10.0000 28/01/2015	---	---	---	---	---
1,432,747,403	1.00	4.30	Actual/Actual	24/02/2042	30	---	24/02	4.30	1	GGB-FXD-240242-30Y-2.000-1.00	---	---	---	10.0000 28/01/2015	---	---	---	---	---
742,153	1,000.00	0.93	FLR Actual/360	10/08/2019	5	---	10/02 - 10/08	---	1	GGB-FLT-100819-05Y-0.934-1.000	---	---	---	---	---	---	---	---	---
4,030,827	1,000.00	4.75	Actual/Actual	17/04/2019	5	---	17/04	4.75	1	GGB-FXD-170419-05Y-4.750-1.000	---	---	---	---	---	---	---	---	---
2,089,066	1,000.00	3.38	Actual/Actual	17/07/2017	3	---	17/07	3.38	1	GGB-FXD-170717-03Y-3.375-1.000	---	---	---	---	---	---	---	---	---

Government Bonds Notes

Transactions Volume = (Pieces) * (Nominal Price). Transactions Value = (Pieces) * (Nominal Price) * (price %) + (Accrued interest).

The Value of current coupon for the issues with NV 0.01 euro refers to NV 100 euros

FLR: Floating Interest Rate.

[1] - The Expiration Date of the interest bearing period and the Date for coupon payment.

Bonds in Circulation	Currency / Min nominal traded Value	Coupons Payment Date	Current Coupon Value	Note	Coupon Attached	Trading Unit	Issue Date	Duration (years)	Today's Interest	A.I.C in days	Bonds	Last price of previous days	Last Outcry in Cash (euro) Price	Buy / Sell	Date	Trades in Pieces	Life min	Life Max	
Bonds of International Organizations																			
1,000,000	EUR / 1000	21/07	---	---	9	1	21/07/2006	10	5.0 FLR	360	EUROPEAN INVESTMENT BANK BOND	97.50	16/04/2007	---	---	---	---	---	---
Corporate Bonds in Foreign Currency and Euro																			
103,746	GBP / 10	01/12	0.25	---	56	1	01/12/1930	98	2.5	360	National Mortgage Bank	2.27	05/02/1996	2.27	S	05/02/1996	---	2.27	2.27
0	GBP / 10	01/12	0.25	---	58	1	01/12/1928	100	2.5	360	National Mortgage Bank	---	---	---	---	---	---	---	---

Government Bonds Notes

A.I.C: Accrued Interest Calculation base.

FLR: Floating Interest Rate.

The minimum tradeable Nominal Value for all Demeterialised Government Titles is 100 Euros.

State Banks Bonds (one year maturity)

Number Listed Bonds	Nominal value	Initial Rate	Current Rate	Annual Interest	Issue Date	Note	State Banks Bonds	Trading Unit	Yearly Renewals	Last Outcry in Cash (euro)		Volume
										Price	Buy / Sell	
2,446	1,182.96	4.90	2.47	29.69	31/05/2008	---	H.I.D.B.	1	7	---	---	---

Bonds Notes

The annual renewal of H.I.D.B. Bonds is free of taxes (net rate).
For Bonds issue until 30/04/2015 the accrued interest is capitalized.

Athex & ATHEXCclear Members List

Member Name	Stock Market			Derivatives Market		ATHEXCclear Member					
	Address	Phone	Fax	Market Member	Remote Member	Market Maker	Proprietary	Market Maker	General Clearing	Direct Clearing	Non Clearing
A. SARRIS SECURITIES S.A.				a							
6, DRAGATSANIOU STR. ATHINA	(210)-3367700	(210)-3312324									
ALPHA FINANCE INVESTMENT SERVICES S.A.				a		a		a		a	
5, MERLIN STR. ATHINA	(210)-3677400	(210)-3311193									
ALPHA BANK A.E.									a		
40, STADIOU STR ATHINA	(210)-3265546	(210)-3265811									
	(210)-3260000	(210)-3264116									
ARGUS STOCKBROKERS LTD				a	a		a				
12-14, KENNEDY AVE, S. 303 NICOSIA	(+35722)-22717000	(+35722)-22717070									
ATLANTIC SECURITIES LIMITED				a	a						
37, PRODROMOU STR. NICOSIA	(+35722)-445400	(+35722)-661914									
ATLAS SECURITIES S.A.				a			a				a
14 - 16, VERNON STR.& 125 MICHALAKOPOULOU STR. ATHINA	(210)-3363300	(210)-3238925									
ATTICA BANK S.A.									a		
54, AKADIMIAS STR. ATHINA	(210)-3390757	(210)-3646090									
23, OMIROU STR. ATHINA	(210)-3669000	(210)-3669410									
AXIA VENTURES GROUP LTD				a	a						
10, G. KRANIDIOTI NICOSIA	+357 22 742000	+357 22 742001									
AXON SECURITIES S.A.				a			a				a
48, STADIOU ATHINA	(210)-3363800	(210)-3243903									
BETA SECURITIES S.A.				a		a		a		a	
, BRAILA & 29 ALEXANDRAS AVE ATHINA	(210)-6478900	(210)-6410139									
BNP PARIBAS SECURITIES SERVICES									a		
94, VAS. SOFIAS AVE ATHINA	(210)-7468500	(210)-7468579									
CAPITAL SECURITIES S.A.				a			a				a
58, MITROPOLEOS STR. ATHINA	(210)-3369700	(210)-3369820									
CFS SECURITIES & INVESTMENT SERVICES S.A.				a			a			a	
3, STADIOU STR. ATHINA	(210)-3360800	(210)-3311854									
CITIGROUP GLOBAL MARKET LTD				a	a						
, CITIGROUP CENTRE, CANADA SQUARE, CANARY WHART LONDON	002079864000	002079862266									
CREDIT SUISSE SECURITIES (EUROPE) LIMITED				a	a						
, ONE CABOT SQUARE LONDON	+44 20 7888 8888	+44 20 7888 1600									
CYCLOS SECURITIES S.A.				a			a			a	
39, PANEPISTIMIOU STR. ATHINA	(210)-3364300	(210)-3239122									
D.A. TSEKOURAS SEC. S.A.				a							
, PESMAZOGLOY 3	(210)-3214406	(210)-3211997									
DELTA STOCK AD										a	
, MEGAPARK OFFICE BUILDING, 6TH FLOOR, OFFICE AREA E, 115G TSARIG											
DEUTSCHE BANK A.G.				a	a		a				
70, THEODOR-HEUSS-ALLEE FRANKFURT	0049 69 910 00	0049 69 910 34 225									
DYNAMIC SECURITIES				a			a			a	
6 - 10, CHAR. TRIKOUPH STR. ATHINA	(210)-3677700	(210)-3677777									
EL. PETROPOULAKIS SECURITIES S.A.				a			a				a
9, ARISTIDOU STR. ATHINA	(210)-3213928	(210)-3216810									
EUROBANK EQUITIES S.A.				a		a		a		a	
10, FILELLINON STR. ATHINA	(210)-3720000	(210)-3720001									
EUROBANK ERGASIAS S.A.									a		
8, OTHONOS STR. ATHINA	(210)-3337000	(210)-3233866									
	(210)-3337969	(210)-3245916									
EUROCORP SECURITIES S.A.				a			a			a	
14, FILIKIS ETAIRIAS SQ. ATHINA	(210)-7263500	(210)-7263666									
EUROTRUST BROKERAGE S.A.				a							
13-15, SOPHOCLEOUS STR. ATHINA	(210)-3363100	(210)-3238334									
EUROXX SECURITIES S.A.				a			a			a	
7, PALAIOLOGOU STR. CHALANDRI	(210)-6879400	(210)-6879401									
G.A. PERVANAS SECURITIES & INVESTMENT SERVICES CO S.A.				a							a
7 - 9, SOPHOCLEOUS STR. ATHINA	(210)-3251875	(210)-3210291									
GLOBAL CAPITAL SECURITIES AND FINANCIAL SERVICES LTD				a	a						
5, LEMESOU AVE. LEMESOS CYPRUS	(+35722)-710710	(+35722)-339332									
GUARDIAN TRUST SECURITIES S.A.				a			a				a
15, FILELLINON STR. ATHINA	(210)-3220402	(210)-3220498									
HELLENIC AMERICAN SEC. S.A.				a		a		a		a	
6, EVRIPIDOU STR. ATHINA	(210)-3311100	(210)-3215968									

Athex & ATHEXClear Members List

Member Name	Stock Market			Derivatives Market		ATHEXClear Member					
	Address	Phone	Fax	Market Member	Remote Member	Market Maker	Proprietary	Market Maker	General Clearing	Direct Clearing	Non Clearing
HELLENIC BANK (INVESTMENTS) LTD				a	a						
31, KYRIAKOY MATSI AVE. NICOSIA	(+35722)-500100	(+35722)-500110									
HSBC BANK PLC									a		
109-111, MESOGION AVE ATHINA	(210)-6961507	(210)-6929310									
INDEX SECURITIES S.A.				a							
6, DRAGATSANIOU STR. ATHINA	(210)-3213920	(210)-3213216									
INVESTMENT BANK OF GREECE S.A.				a		a		a			
32, AIGEIALIAS MAROUSI	(210) 8173000	(210) 8173101									
24B, KIFISSIAS AVE MAROUSI	(210)-8171800	(210)-8171889									
J. CHR. MAVRIKIS SECURITIES S.A.				a							
5, SOPHOCLEOUS STR. ATHINA	(210)-3213949	(210)-3217767									
KAPPA SECURITIES S.A.				a			a				a
15, VALAORITOU STR. ATHINA	(210)-3610371	(210)-3641002									
KYPROU SECURITIES S.A.											a
26, HALKIDONOS & FIDIPIIDOY STR. ATHINA	(210)-8701000	(210)-8701049									
LAIKI FINANCIAL SERVICES LTD				a	a						
26, CLR HOUSE, VIRONOS AVE. NICOSIA	(+35722)-898600	(+35722)-680953									
LEON DEPOLAS SECURITIES S.A.				a		a	a				a
1, CHR. LADA STR. ATHINA	(210)-3213286	(210)-3211618									
MAGNA TRUST SECURITIES S.A.				a							a
9, FIDIOU STR. ATHINA	(210)-3327503	(210)-3327599									
MEGA EQUITY SECURITIES & FINANCIAL SERVICES LTD				a	a		a				
42-44, GRIBA DIGENI AV. NICOSIA	(+35722)-711711	(+35722)-711811									
MERIT SECURITIES S.A.				a		a	a			a	
38, VAS. KONSTANTINOY STR. ATHINA	(210)-3671800	(210)-3671830									
MERRILL LYNCH				a	a						
2, KING EDWARD STREET LONDON	(+4420)-79952000	(+4420)-79954525									
MIDAS BROKERAGE S.A.				a							
5, SOPHOCLEOUS STR. ATHINA	(210)-3253203	(210)-3253205									
N. CHRYSOCHOIDIS STOCK BROKERAGE I.S.S.A.				a			a			a	
7 - 9, SOPHOCLEOUS STR. ATHINA	(210)-3213913	(210)-3216115									
NATIONAL BANK OF GREECE S.A.				a			a		a		
68, AKADIMIAS STR. ATHINA	(210)-3328817	(210)-3328678									
86, AILOU STR. ATHINA	(210)-3341000	(210)-3228187									
NBG SECURITIES S.A.				a		a		a			a
68, AKADIMIAS STR. ATHINA	(210)-3328500	(210)-3328565									
NUNTIUS SECURITIES S.A.				a							a
6, DRAGATSANIOU STR. ATHINA	(210)-3350599	(210)-3254846									
PANTELAKIS SEC. S.A.				a			a				a
109-111, MESOGION AVE. ATHINA	(210)-6965000	(210)-6929550									
PEGASUS BROKERAGE FIRM S.A.				a			a				
17, VALAORITOU STR. ATHINA	(210)-3670700	(210)-3670760									
PIRAEUS BANK S.A.				a		a	a		a		
4, AMERIKIS STR. ATHINA	(210)-3335000	(210)-3335079									
4, AMERIKIS STR ATHINA	(210)-3335918	(210)-3254207									
PIRAEUS SECURITIES S.A.				a				a		a	
10, STADIOU STR. ATHINA	(210)-3354100	(210)-3233814									
PRELIUM SECURITIES & INVESTMENT SERVICES S.A.				a			a				a
, KIFISSIAS AVE & 1 DAVAKI STR ATHINA	(210)-3677000	(210)-6920403									
PROCHOICE SECURITIES LTD				a	a						
57, SPYROY KYPRIANOY NICOSIA	+357-24-661192	+357-24-662464									
SHARELINK SECURITIES & FINANCIAL SERVICES LTD				a	a		a				
6, ELLINAS HOUSE, THEOTOKI STR. NICOSIA	(+35722)-554200	(+35722)-750852									
SOCIETE GENERALE S.A.				a	a		a				
17, COURS VALMY PUTEAUX - LA DEFENSE PARIS	(+33) 142134754	(+33) 142135697									
240-242, KIFISSIAS AVE ATHINA	(210)-6790161	(210)-6728828									
SOLIDUS SECURITIES S.A.				a			a			a	
64, LOUIZIS RIANKOUR STR. ATHINA	(210)-6925500	(210)-6985421									
SSIF ESTINVEST SA FOCSANI										a	
, 9TH REPUBLICII STREET FOCSANI											
ST. EM. LAVRENTAKIS SECURITIES S.A.				a			a				a
7 - 9, SOPHOCLEOUS STR. ATHINA	(210)-3213336	(210)-3246572									

Athex & ATHEXCclear Members List

Member Name	Stock Market			Derivatives Market		ATHEXCclear Member		
	Market Member	Remote Member	Market Maker	Proprietary	Market Maker	General Clearing	Direct Clearing	Non Clearing
THE CYPRUS INVESTMENT AND SECURITIES CORPORATION LIMITED (CISCO)	a	a						
4, EVROU STR. (EUROLIFE HOUSE) NICOSIA (+35722)-881800 (+35722)-881801								
UBS LIMITED	a	a						
1, FINSBURY AVENUE LONDON (+4420)-79013333 (+4420)-79012345								
KARAMANOF SECURITIES & INV. SERVICES S.A.	a			a				
2, SQ. ST THEODORON ATHINA (210)-3212947 (210)-3217088								

List of Stocks under Market Making operations

Securities	Market Maker	Start Market Making	Stock Category
CYPRUS POPULAR BANK (CR)			Suspension Status
	PIRAEUS SECURITIES S.A.	02/02/2013	
VIOHALCO (CB)			Suspension Status
	ALPHA FINANCE INVESTMENT SERVICES S.A.	11/02/2013	
	EUROBANK EQUITIES S.A.	20/01/2013	
	MERIT SECURITIES S.A.	13/12/2012	
ALPHA BANK (CR)			Main Market
	EUROBANK EQUITIES S.A.	24/10/2012	
	HELLENIC AMERICAN SEC. S.A.	25/07/2014	
	INVESTMENT BANK OF GREECE S.A.	08/01/2013	
	MERIT SECURITIES S.A.	03/09/2013	
	NBG SECURITIES S.A.	15/01/2013	
	PIRAEUS SECURITIES S.A.	28/05/2013	
ALUMIL (CR)			Main Market
	BETA SECURITIES S.A.	18/07/2013	
ATTICA BANK S.A. (CR)			Main Market
	BETA SECURITIES S.A.	02/06/2014	
	EUROBANK EQUITIES S.A.	25/07/2014	
	HELLENIC AMERICAN SEC. S.A.	25/07/2014	
BANK OF CYPRUS (CR)			Main Market
	EUROBANK EQUITIES S.A.	23/03/2015	
BYTE COMPUTER SA (CR)			Main Market
	MERIT SECURITIES S.A.	04/08/2013	
CC HBC AG (CR)			Main Market
	EUROBANK EQUITIES S.A.	23/10/2013	
	NBG SECURITIES S.A.	29/04/2013	
	PIRAEUS SECURITIES S.A.	04/05/2015	
ELLAKTOR (CR)			Main Market
	EUROBANK EQUITIES S.A.	01/06/2013	
	INVESTMENT BANK OF GREECE S.A.	02/01/2013	
	NBG SECURITIES S.A.	25/06/2013	
ELTECH ANEMOS S.A. (CR)			Main Market
	EUROBANK EQUITIES S.A.	22/07/2014	
ELTON SA (CR)			Main Market
	BETA SECURITIES S.A.	03/09/2013	
EUROBANK ERGASIAS (CR)			Main Market
	ALPHA FINANCE INVESTMENT SERVICES S.A.	08/01/2013	
	EUROBANK EQUITIES S.A.	01/06/2013	
	HELLENIC AMERICAN SEC. S.A.	25/07/2014	
	INVESTMENT BANK OF GREECE S.A.	08/01/2013	
	PIRAEUS SECURITIES S.A.	28/09/2013	
EUROCONSULTANTS S.A. (CR)			Main Market
	EUROBANK EQUITIES S.A.	22/07/2014	
FOLLI FOLLIE (CR)			Main Market
	NBG SECURITIES S.A.	17/02/2014	
	PIRAEUS SECURITIES S.A.	04/05/2015	
FRIGOGLASS SA (CR)			Main Market
	EUROBANK EQUITIES S.A.	27/10/2014	
GEK TERNA (CR)			Main Market
	INVESTMENT BANK OF GREECE S.A.	02/01/2013	
GR. SARANTIS SA (CR)			Main Market
	BETA SECURITIES S.A.	14/05/2013	
HELLENIC EXCHANGES-A.S.E. (CR)			Main Market
	EUROBANK EQUITIES S.A.	01/06/2013	
	HELLENIC AMERICAN SEC. S.A.	01/09/2014	
	INVESTMENT BANK OF GREECE S.A.	02/01/2013	
	NBG SECURITIES S.A.	25/06/2013	
	PIRAEUS SECURITIES S.A.	04/05/2015	
INTRALOT (CR)			Main Market
	EUROBANK EQUITIES S.A.	01/06/2013	
	INVESTMENT BANK OF GREECE S.A.	02/01/2013	
	PIRAEUS SECURITIES S.A.	28/09/2013	
KRETA FARM SA (CR)			Main Market
	EUROBANK EQUITIES S.A.	17/11/2014	
LAMDA DEVELOPMENT SA (CR)			Main Market
	EUROBANK EQUITIES S.A.	08/12/2014	

List of Stocks under Market Making operations

Securities	Market Maker	Start Market Making	Stock Category
MARFIN INVESTMENT GROUP (CR)			Main Market
	EUROBANK EQUITIES S.A.	23/03/2015	
	HELLENIC AMERICAN SEC. S.A.	25/07/2014	
	PIRAEUS SECURITIES S.A.	02/02/2013	
MLS MULTIMEDIA SA (CR)			Main Market
	BETA SECURITIES S.A.	18/07/2013	
MOTOR OIL (CR)			Main Market
	EUROBANK EQUITIES S.A.	23/10/2012	
	HELLENIC AMERICAN SEC. S.A.	01/09/2014	
	NBG SECURITIES S.A.	17/02/2014	
	PIRAEUS SECURITIES S.A.	04/05/2015	
MYTILINEOS HOLDINGS (CR)			Main Market
	HELLENIC AMERICAN SEC. S.A.	25/07/2014	
	INVESTMENT BANK OF GREECE S.A.	02/01/2013	
	NBG SECURITIES S.A.	25/06/2013	
	PIRAEUS SECURITIES S.A.	04/05/2015	
NATIONAL BANK (CR)			Main Market
	ALPHA FINANCE INVESTMENT SERVICES S.A.	08/01/2013	
	EUROBANK EQUITIES S.A.	24/10/2012	
	HELLENIC AMERICAN SEC. S.A.	25/07/2014	
	INVESTMENT BANK OF GREECE S.A.	08/01/2013	
	LEON DEPOLAS SECURITIES S.A.	20/04/2015	
	MERIT SECURITIES S.A.	03/09/2013	
	NBG SECURITIES S.A.	28/02/2013	
	PIRAEUS SECURITIES S.A.	08/09/2013	
OPAP (CR)			Main Market
	ALPHA FINANCE INVESTMENT SERVICES S.A.	08/01/2013	
	EUROBANK EQUITIES S.A.	24/10/2012	
	HELLENIC AMERICAN SEC. S.A.	25/07/2014	
	INVESTMENT BANK OF GREECE S.A.	08/01/2013	
	NBG SECURITIES S.A.	15/01/2013	
	PIRAEUS SECURITIES S.A.	04/05/2015	
OTE (CR)			Main Market
	ALPHA FINANCE INVESTMENT SERVICES S.A.	08/01/2013	
	EUROBANK EQUITIES S.A.	24/10/2012	
	HELLENIC AMERICAN SEC. S.A.	25/07/2014	
	INVESTMENT BANK OF GREECE S.A.	08/01/2013	
	LEON DEPOLAS SECURITIES S.A.	20/04/2015	
	NBG SECURITIES S.A.	01/12/2012	
	PIRAEUS SECURITIES S.A.	08/09/2013	
PAPOUTSANIS (CR)			Main Market
	BETA SECURITIES S.A.	25/11/2013	
PETROPOULOS PETROS (CR)			Main Market
	BETA SECURITIES S.A.	28/05/2013	
PIRAEUS BANK (CR)			Main Market
	EUROBANK EQUITIES S.A.	23/10/2012	
	HELLENIC AMERICAN SEC. S.A.	25/07/2014	
	INVESTMENT BANK OF GREECE S.A.	08/01/2013	
	MERIT SECURITIES S.A.	16/09/2013	
	NBG SECURITIES S.A.	02/06/2013	
	PIRAEUS SECURITIES S.A.	16/02/2013	
PLAISIO COMPUTERS SA (CR)			Main Market
	BETA SECURITIES S.A.	05/05/2014	
	EUROBANK EQUITIES S.A.	02/03/2015	
PPC (CR)			Main Market
	ALPHA FINANCE INVESTMENT SERVICES S.A.	08/01/2013	
	EUROBANK EQUITIES S.A.	23/10/2012	
	HELLENIC AMERICAN SEC. S.A.	01/09/2014	
	INVESTMENT BANK OF GREECE S.A.	08/01/2013	
	NBG SECURITIES S.A.	26/03/2013	
	PIRAEUS SECURITIES S.A.	28/09/2013	
PROFILE SA (CR)			Main Market
	EUROBANK EQUITIES S.A.	23/06/2014	
REDS S.A. (CR)			Main Market
	EUROBANK EQUITIES S.A.	05/09/2014	
S.KANAKIS SA (CR)			Main Market
	BETA SECURITIES S.A.	01/10/2013	

List of Stocks under Market Making operations

Securities	Market Maker	Start Market Making	Stock Category
TITAN CEMENT (CR)			Main Market
	EUROBANK EQUITIES S.A.	23/10/2012	
	NBG SECURITIES S.A.	17/02/2014	
	PIRAEUS SECURITIES S.A.	04/05/2015	
VIOHALCO SA/NV (CB)			Main Market
	ALPHA FINANCE INVESTMENT SERVICES S.A.	17/02/2014	
	MERIT SECURITIES S.A.	17/03/2014	

Underlying Asset				Derivatives Market														
Price max	Price min	Closing price	change	Delivery Month	Open price	Price max	Price min	Last price	Closing price	Last Bid	Last Ask	Settlement price	Life high	Life low	Trades	Volume	Open Interest	
FTSE/Athex Large Cap																		
258.85	251.70	252.70	-1.49%	June 2015	263.00	263.00	250.75	253.50	253.50	---	---	252.50	273.00	---	769	5,454	40,188	
				July 2015	254.00	259.00	242.00	252.00	252.00	---	---	252.00	---	262.75	---	21	143	1,126
				August 2015	---	---	---	---	256.25	---	---	---	---	---	---	---	---	
				September 2015	---	---	---	---	256.75	---	---	---	---	---	---	---	---	
				December 2015	---	---	---	---	257.75	---	---	---	---	---	---	---	---	
				March 2016	---	---	---	---	259.00	---	---	---	---	---	---	---	---	

(Trade Unit: 1 Index Point x 5€, Cash Settlement)

Underlying Asset				Derivatives Market													
Price max	Price min	Closing price	change	Delivery Month	Open price	Price max	Price min	Last price	Closing price	Last Bid	Last Ask	Settlement price	Life high	Life low	Trades	Volume	Open Interest
ALPHA BANK (CR) (Contract Size: 100 Securities, Physical Delivery)																	
0.343	0.320	0.330	-0.60%	June 2015	0.332	0.343	0.322	0.332	0.332	---	---	0.332	0.405	---	580	18,522	61,605
				September 2015	---	---	---	---	0.334	---	---	0.333	---	0.403	---	---	742
				December 2015	---	---	---	---	0.336	---	---	---	---	---	---	---	---
				March 2016	---	---	---	---	0.337	---	---	---	---	---	---	---	---
CC HBC AG (CR) (Contract Size: 100 Securities, Physical Delivery)																	
20.80	20.35	20.35	-1.98%	June 2015	20.66	20.66	20.37	20.37	20.37	---	---	20.30	20.80	---	12	27	423
				September 2015	---	---	---	---	20.54	---	---	20.06	---	20.50	---	---	22
				December 2015	---	---	---	---	20.65	---	---	---	---	---	---	---	---
				March 2016	---	---	---	---	20.75	---	---	---	---	---	---	---	---
CORINTH PIPEWORKS SA (CR) (Contract Size: 100 Securities, Physical Delivery)																	
1.14	1.09	1.12	-0.88%	June 2015	1.10	1.10	1.10	1.10	1.10	---	---	1.14	1.21	---	1	1	809
				September 2015	---	---	---	---	1.14	---	---	---	---	---	---	---	---
				December 2015	---	---	---	---	1.14	---	---	---	---	---	---	---	---
				March 2016	---	---	---	---	1.15	---	---	---	---	---	---	---	---
ELLAKTOR (CR) (Contract Size: 100 Securities, Physical Delivery)																	
1.88	1.77	1.77	-5.85%	June 2015	1.86	1.90	1.78	1.80	1.80	---	---	1.74	2.26	---	46	272	1,644
				September 2015	---	---	---	---	1.89	---	---	---	---	---	---	---	---
				December 2015	---	---	---	---	1.90	---	---	---	---	---	---	---	---
				March 2016	---	---	---	---	1.91	---	---	---	---	---	---	---	---
EUROBANK ERGASIAS (CR) (Contract Size: 100 Securities, Physical Delivery)																	
0.160	0.148	0.151	0.67%	June 2015	0.154	0.160	0.147	0.151	0.151	---	---	0.150	0.277	---	438	26,154	171,158
				September 2015	---	---	---	---	0.151	---	---	0.150	---	0.176	---	---	57
				December 2015	---	---	---	---	0.152	---	---	---	---	---	---	---	---
				March 2016	---	---	---	---	0.152	---	---	---	---	---	---	---	---
EYDAP S.A. (CR) (Contract Size: 100 Securities, Physical Delivery)																	
5.94	5.66	5.84	-0.85%	June 2015	5.80	5.89	5.73	5.74	5.74	---	---	5.81	5.89	---	13	49	335
				September 2015	---	---	---	---	5.88	---	---	---	---	---	---	---	---
				December 2015	---	---	---	---	5.91	---	---	---	---	---	---	---	---
				March 2016	---	---	---	---	5.94	---	---	---	---	---	---	---	---
FOLLI FOLLIE (CR) (Contract Size: 100 Securities, Physical Delivery)																	
26.32	25.65	25.99	0.62%	June 2015	26.10	26.37	25.61	25.61	25.61	---	---	25.74	28.13	---	17	48	207
				September 2015	---	---	---	---	25.99	---	---	---	---	---	---	---	---
				December 2015	---	---	---	---	26.12	---	---	---	---	---	---	---	---
				March 2016	---	---	---	---	26.25	---	---	---	---	---	---	---	---
FRIGOGLASS SA (CR) (Contract Size: 100 Securities, Physical Delivery)																	
2.35	2.29	2.30	-2.54%	June 2015	2.35	2.36	2.28	2.32	2.32	---	---	2.30	2.62	---	31	99	1,129
				September 2015	---	---	---	---	2.37	---	---	---	---	---	---	---	---
				December 2015	---	---	---	---	2.39	---	---	---	---	---	---	---	---
				March 2016	---	---	---	---	2.40	---	---	---	---	---	---	---	---

Underlying Asset				Derivatives Market													
Price max	Price min	Closing price	change	Delivery Month	Open price	Price max	Price min	Last price	Closing price	Last Bid	Last Ask	Settlement price	Life high	Life low	Trades	Volume	Open Interest
GEK TERNA (CR) (Contract Size: 100 Securities, Physical Delivery)																	
1.95	1.83	1.84	-3.66%	June 2015	1.89	1.93	1.83	1.85	1.85	---	---	1.89	2.73	---	87	350	8,432
				September 2015	---	---	---	---	1.92	---	---	---	---	---	---	---	---
				December 2015	---	---	---	---	1.93	---	---	---	---	---	---	---	---
				March 2016	---	---	---	---	1.94	---	---	---	---	---	---	---	---
GRIVALIA PROPERTIES (CR) (Contract Size: 100 Securities, Physical Delivery)																	
8.08	7.93	7.95	0.25%	June 2015	7.98	7.98	7.98	7.98	7.98	---	---	7.91	8.30	---	1	1	86
				September 2015	---	---	---	---	7.98	---	---	7.89	8.18	---	---	---	10
				December 2015	---	---	---	---	8.02	---	---	---	---	---	---	---	---
				March 2016	---	---	---	---	8.06	---	---	---	---	---	---	---	---
HELLENIC EXCHANGES-A.S.E. (CR) (Contract Size: 100 Securities, Physical Delivery)																	
5.44	5.27	5.40	0.00%	June 2015	5.38	5.43	5.29	5.39	5.39	---	---	5.28	6.02	---	45	179	1,499
				September 2015	---	---	---	---	5.34	---	---	5.38	5.60	---	---	---	5
				December 2015	---	---	---	---	5.37	---	---	---	---	---	---	---	---
				March 2016	---	---	---	---	5.40	---	---	---	---	---	---	---	---
HELLENIC PETROLEUM (CR) (Contract Size: 100 Securities, Physical Delivery)																	
4.97	4.77	4.84	-1.43%	June 2015	4.90	4.95	4.80	4.89	4.89	---	---	4.83	4.95	---	36	136	4,206
				September 2015	4.94	4.94	4.94	4.94	4.94	---	---	4.81	4.94	---	2	10	30
				December 2015	---	---	---	---	4.82	---	---	---	---	---	---	---	---
				March 2016	---	---	---	---	4.84	---	---	---	---	---	---	---	---
INTRALOT (CR) (Contract Size: 100 Securities, Physical Delivery)																	
1.80	1.74	1.74	-1.70%	June 2015	1.78	1.78	1.75	1.75	1.75	---	---	1.75	1.89	---	5	16	356
				September 2015	---	---	---	---	1.78	---	---	---	---	---	---	---	---
				December 2015	---	---	---	---	1.79	---	---	---	---	---	---	---	---
				March 2016	---	---	---	---	1.80	---	---	---	---	---	---	---	---
JUMBO SA (CR) (Contract Size: 100 Securities, Physical Delivery)																	
8.78	8.39	8.39	-3.45%	June 2015	8.56	8.66	8.47	8.48	8.48	---	---	8.31	9.91	---	21	59	589
				September 2015	---	---	---	---	8.75	---	---	8.36	8.97	---	---	---	5
				December 2015	---	---	---	---	8.61	---	---	---	---	---	---	---	---
				March 2016	---	---	---	---	8.65	---	---	---	---	---	---	---	---
MARFIN INVESTMENT GROUP (CR) (Contract Size: 100 Securities, Physical Delivery)																	
0.154	0.140	0.141	-6.00%	June 2015	0.157	0.157	0.142	0.148	0.148	---	---	0.145	0.232	---	116	1,931	29,921
				September 2015	0.150	0.150	0.150	0.150	0.150	---	---	0.150	0.152	---	1	5	20
				December 2015	---	---	---	---	0.152	---	---	---	---	---	---	---	---
				March 2016	---	---	---	---	0.152	---	---	---	---	---	---	---	---
METKA (CR) (Contract Size: 100 Securities, Physical Delivery)																	
8.16	8.01	8.14	1.75%	June 2015	8.07	8.12	8.02	8.12	8.12	---	---	8.19	9.02	---	15	42	941
				September 2015	---	---	---	---	7.75	---	---	8.19	8.29	---	---	---	27
				December 2015	---	---	---	---	7.79	---	---	---	---	---	---	---	---
				March 2016	---	---	---	---	7.83	---	---	---	---	---	---	---	---

Underlying Asset				Derivatives Market													
Price max	Price min	Closing price	change	Delivery Month	Open price	Price max	Price min	Last price	Closing price	Last Bid	Last Ask	Settlement price	Life high	Life low	Trades	Volume	Open Interest
MOTOR OIL (CR)																	
(Contract Size: 100 Securities, Physical Delivery)																	
8.65	8.27	8.40	0.00%	June 2015	8.45	8.60	8.32	8.35	8.35	---	---	8.66	8.74	---	32	88	180
				September 2015	---	---	---	---	8.25	---	---	---	---	---	---	---	---
				December 2015	---	---	---	---	8.30	---	---	---	---	---	---	---	---
				March 2016	---	---	---	---	8.34	---	---	---	---	---	---	---	---
MYTILINEOS HOLDINGS (CR)																	
(Contract Size: 100 Securities, Physical Delivery)																	
6.30	6.14	6.19	-1.28%	June 2015	6.34	6.36	6.15	6.17	6.17	---	---	6.18	6.44	---	35	74	3,629
				September 2015	---	---	---	---	6.31	---	---	6.26	6.31	---	---	---	2
				December 2015	---	---	---	---	6.34	---	---	---	---	---	---	---	---
				March 2016	---	---	---	---	6.37	---	---	---	---	---	---	---	---
NATIONAL BANK (CR)																	
(Contract Size: 100 Securities, Physical Delivery)																	
1.27	1.18	1.18	-5.60%	June 2015	1.25	1.27	1.18	1.19	1.19	---	---	1.20	2.10	---	681	28,898	56,520
				September 2015	1.25	1.25	1.19	1.20	1.20	---	---	1.20	1.44	---	3	31	606
				December 2015	1.28	1.28	1.19	1.20	1.20	---	---	1.21	1.28	---	8	350	150
				March 2016	---	---	---	---	1.27	---	---	---	---	---	---	---	---
OPAP (CR)																	
(Contract Size: 100 Securities, Physical Delivery)																	
8.99	8.65	8.83	-1.89%	June 2015	8.86	8.96	8.70	8.83	8.83	---	---	8.57	9.21	---	63	261	1,542
				September 2015	---	---	---	---	9.06	---	---	8.60	9.38	---	---	---	5
				December 2015	---	---	---	---	9.10	---	---	8.66	8.60	---	---	---	---
				March 2016	---	---	---	---	9.15	---	---	---	---	---	---	---	---
OTE (CR)																	
(Contract Size: 100 Securities, Physical Delivery)																	
8.58	8.31	8.44	-0.71%	June 2015	8.36	8.57	8.31	8.40	8.40	---	---	8.39	10.57	---	114	325	6,319
				September 2015	8.43	8.43	8.43	8.43	8.43	---	---	8.36	9.46	---	2	20	---
				December 2015	---	---	---	---	8.60	---	---	---	---	---	---	---	---
				March 2016	---	---	---	---	8.64	---	---	---	---	---	---	---	---
P.P.A. S.A. (CR)																	
(Contract Size: 100 Securities, Physical Delivery)																	
15.56	15.03	15.08	-2.33%	June 2015	15.30	15.30	15.04	15.20	15.20	---	---	15.00	15.86	---	8	21	266
				September 2015	---	---	---	---	15.42	---	---	---	---	---	---	---	---
				December 2015	---	---	---	---	15.50	---	---	---	---	---	---	---	---
				March 2016	---	---	---	---	15.57	---	---	---	---	---	---	---	---
PIRAEUS BANK (CR)																	
(Contract Size: 100 Securities, Physical Delivery)																	
0.500	0.474	0.499	4.61%	June 2015	0.497	0.502	0.475	0.498	0.498	---	---	0.497	1.00	---	779	30,760	93,435
				September 2015	0.499	0.499	0.499	0.499	0.499	---	---	0.498	0.733	---	2	100	1,005
				December 2015	---	---	---	---	0.482	---	---	---	---	---	---	---	---
				March 2016	---	---	---	---	0.485	---	---	---	---	---	---	---	---
PPC (CR)																	
(Contract Size: 100 Securities, Physical Delivery)																	
5.25	4.96	4.96	-6.24%	June 2015	5.24	5.24	4.96	5.00	5.00	---	---	5.05	8.06	---	380	1,551	5,783
				September 2015	5.07	5.07	5.07	5.07	5.07	---	---	5.03	5.31	---	1	100	191
				December 2015	---	---	---	---	5.32	---	---	---	---	---	---	---	---
				March 2016	---	---	---	---	5.35	---	---	---	---	---	---	---	---

Underlying Asset				Derivatives Market														
Price max	Price min	Closing price	change	Delivery Month	Open price	Price max	Price min	Last price	Closing price	Last Bid	Last Ask	Settlement price	Life high	Life low	Trades	Volume	Open Interest	
SIDENOR (CR)				(Contract Size: 100 Securities, Physical Delivery)														
0.970	0.935	0.943	-1.87%	June 2015	0.950	0.950	0.938	0.940	0.940	---	---	0.934	0.995	---	11	69	1,952	
				September 2015	---	---	---	---	0.967	---	---	---	---	---	---	---	---	
				December 2015	---	---	---	---	0.972	---	---	---	---	---	---	---	---	
				March 2016	---	---	---	---	0.977	---	---	---	---	---	---	---	---	
TERNA ENERGY (CR)				(Contract Size: 100 Securities, Physical Delivery)														
3.24	2.99	3.12	2.63%	June 2015	3.16	3.19	3.00	3.10	3.10	---	---	3.18	3.19	---	16	56	1,198	
				September 2015	---	---	---	---	3.00	---	---	---	---	---	---	---	---	
				December 2015	---	---	---	---	3.01	---	---	---	---	---	---	---	---	
				March 2016	---	---	---	---	3.03	---	---	---	---	---	---	---	---	
TITAN CEMENT (CR)				(Contract Size: 100 Securities, Physical Delivery)														
21.42	20.70	20.70	-1.19%	June 2015	21.28	21.28	20.73	20.73	20.73	---	---	20.58	23.41	---	7	20	452	
				September 2015	---	---	---	---	20.98	---	---	20.87	---	21.64	---	---	13	
				December 2015	---	---	---	---	21.09	---	---	---	---	---	---	---	---	
				March 2016	---	---	---	---	21.19	---	---	---	---	---	---	---	---	
VIOHALCO SA/NV (CB)				(Contract Size: 100 Securities, Physical Delivery)														
2.53	2.42	2.43	-2.80%	June 2015	2.48	2.48	2.42	2.42	2.42	---	---	2.42	3.20	---	24	65	1,386	
				September 2015	2.46	2.46	2.46	2.46	2.46	---	---	2.38	---	2.47	---	1	1	71
				December 2015	---	---	---	---	2.53	---	---	---	---	---	---	---	---	
				March 2016	---	---	---	---	2.54	---	---	---	---	---	---	---	---	

FTSE/Athex Large Cap

(Trade Unit: 1 Index Point x 5€ - Exercise Style: European, Cash Settlement)

Exercise Price	Call Options														Put Options																		
	June 2015							July 2015							Other Months		June 2015							July 2015							Other Months		Exercise Price
	Open price	Price max	Price min	Last price	Closing price	Volume	Open Interest	Open price	Price max	Price min	Last price	Closing price	Volume	Open Interest	Volume	Open Interest	Open price	Price max	Price min	Last price	Closing price	Volume	Open Interest	Open price	Price max	Price min	Last price	Closing price	Volume	Open Interest	Volume	Open Interest	
180	0.00	0.00	0.00	-	76.00	-	24	-	-	-	-	-	-	-	-	0.00	0.00	0.00	-	0.13	-	-	-	-	-	-	-	-	-	-	-	180	
190	-	-	-	-	-	-	-	0.00	0.00	0.00	-	66.50	-	-	-	-	-	-	-	-	-	-	-	0.00	0.00	0.00	-	2.40	-	-	-	190	
195	-	-	-	-	-	-	-	0.00	0.00	0.00	-	62.00	-	-	-	-	-	-	-	-	-	-	0.00	0.00	0.00	-	3.10	-	-	-	195		
200	0.00	0.00	0.00	-	57.00	-	-	0.00	0.00	0.00	-	58.00	-	-	-	0.00	0.00	0.00	-	0.83	-	-	0.00	0.00	0.00	-	3.90	-	-	-	200		
205	0.00	0.00	0.00	-	52.00	-	-	0.00	0.00	0.00	-	54.00	-	-	-	0.00	0.00	0.00	-	1.20	-	-	0.00	0.00	0.00	-	4.80	-	-	-	205		
210	0.00	0.00	0.00	-	47.75	-	-	0.00	0.00	0.00	-	50.00	-	-	-	0.00	0.00	0.00	-	1.70	-	-	7.40	7.40	7.40	7.40	7.40	50	50	-	210		
215	0.00	0.00	0.00	-	43.25	-	-	0.00	0.00	0.00	-	46.25	-	-	-	0.00	0.00	0.00	-	2.40	-	-	0.00	0.00	0.00	-	7.20	-	-	-	215		
220	0.00	0.00	0.00	-	39.25	-	20	0.00	0.00	0.00	-	42.75	-	-	-	0.00	0.00	0.00	-	3.20	-	60	10.00	10.00	10.00	10.00	10.00	20	20	-	220		
225	33.00	33.00	31.00	31.00	31.00	28	360	0.00	0.00	0.00	-	39.25	-	-	-	0.00	0.00	0.00	-	4.20	-	-	0.00	0.00	0.00	-	10.25	-	-	-	225		
230	0.00	0.00	0.00	-	31.50	-	111	0.00	0.00	0.00	-	36.25	-	20	-	0.00	0.00	0.00	-	5.50	-	9	0.00	0.00	0.00	-	12.00	-	30	-	230		
235	0.00	0.00	0.00	-	28.00	-	8	0.00	0.00	0.00	-	33.00	-	20	-	0.00	0.00	0.00	-	6.90	-	7	0.00	0.00	0.00	-	14.00	-	-	-	235		
240	25.00	25.00	25.00	25.00	25.00	1	204	0.00	0.00	0.00	-	30.25	-	-	-	0.00	0.00	0.00	-	8.60	-	30	0.00	0.00	0.00	-	16.00	-	-	-	240		
245	0.00	0.00	0.00	-	21.50	-	31	0.00	0.00	0.00	-	27.50	-	-	-	0.00	0.00	8.00	10.50	10.50	2	10	0.00	0.00	0.00	-	18.25	-	-	-	245		
250	0.00	0.00	0.00	-	18.75	-	283	0.00	0.00	0.00	-	25.00	-	50	-	0.00	0.00	8.70	8.70	8.70	2	87	0.00	0.00	0.00	-	20.75	-	-	-	250		
255	0.00	0.00	0.00	-	16.25	-	207	0.00	0.00	0.00	-	22.75	-	-	-	0.00	0.00	15.00	15.00	15.00	1	28	0.00	0.00	0.00	-	23.50	-	-	-	255		
260	15.25	15.25	12.00	12.00	12.00	3	168	24.00	24.00	24.00	24.00	24.00	30	90	-	15.25	15.25	0.00	-	18.00	-	25	0.00	0.00	0.00	-	26.25	-	-	-	260		
265	13.25	13.50	13.25	13.50	13.50	3	189	0.00	0.00	0.00	-	18.50	-	1	-	13.25	13.50	20.00	20.00	20.00	1	1	0.00	0.00	0.00	-	29.25	-	-	-	265		
270	11.00	12.00	11.00	12.00	12.00	62	233	-	-	-	-	-	-	-	-	11.00	12.00	0.00	-	24.25	-	1	-	-	-	-	-	-	-	-	270		
275	0.00	0.00	0.00	-	8.60	-	1	-	-	-	-	-	-	-	-	0.00	0.00	0.00	-	27.50	-	-	-	-	-	-	-	-	-	-	275		
280	6.50	6.50	6.50	6.50	6.50	1	1,057	-	-	-	-	-	-	-	-	6.50	6.50	0.00	-	31.25	-	-	-	-	-	-	-	-	-	-	280		
285	0.00	0.00	0.00	-	6.10	-	-	-	-	-	-	-	-	-	-	0.00	0.00	0.00	-	35.00	-	-	-	-	-	-	-	-	-	-	285		
290	0.00	0.00	0.00	-	5.00	-	3	-	-	-	-	-	-	-	-	0.00	0.00	0.00	-	39.00	-	5	-	-	-	-	-	-	-	-	290		
295	0.00	0.00	0.00	-	4.20	-	-	-	-	-	-	-	-	-	-	0.00	0.00	0.00	-	43.00	-	-	-	-	-	-	-	-	-	-	295		
300	0.00	0.00	0.00	-	3.40	-	-	-	-	-	-	-	-	-	-	0.00	0.00	0.00	-	47.25	-	-	-	-	-	-	-	-	-	-	300		
305	0.00	0.00	0.00	-	2.80	-	-	-	-	-	-	-	-	-	-	0.00	0.00	0.00	-	51.50	-	-	-	-	-	-	-	-	-	-	305		
310	0.00	0.00	0.00	-	2.30	-	-	-	-	-	-	-	-	-	-	0.00	0.00	0.00	-	56.00	-	-	-	-	-	-	-	-	-	-	310		
315	0.00	0.00	0.00	-	1.80	-	-	-	-	-	-	-	-	-	-	0.00	0.00	0.00	-	61.00	-	-	-	-	-	-	-	-	-	-	315		
320	0.00	0.00	0.00	-	1.50	-	-	-	-	-	-	-	-	-	-	0.00	0.00	0.00	-	65.50	-	-	-	-	-	-	-	-	-	-	320		
325	0.00	0.00	0.00	-	1.20	-	-	-	-	-	-	-	-	-	-	0.00	0.00	0.00	-	70.00	-	-	-	-	-	-	-	-	-	-	325		
330	0.00	0.00	0.00	-	0.96	-	-	-	-	-	-	-	-	-	-	0.00	0.00	0.00	-	75.00	-	-	-	-	-	-	-	-	-	-	330		
335	0.00	0.00	0.00	-	0.76	-	-	-	-	-	-	-	-	-	-	0.00	0.00	0.00	-	79.50	-	-	-	-	-	-	-	-	-	-	335		
340	0.00	0.00	0.00	-	0.61	-	-	-	-	-	-	-	-	-	-	0.00	0.00	0.00	-	84.50	-	-	-	-	-	-	-	-	-	-	340		
345	0.00	0.00	0.00	-	0.48	-	-	-	-	-	-	-	-	-	-	0.00	0.00	0.00	-	89.50	-	-	-	-	-	-	-	-	-	-	345		
350	0.00	0.00	0.00	-	0.38	-	-	-	-	-	-	-	-	-	-	0.00	0.00	0.00	-	94.50	-	-	-	-	-	-	-	-	-	-	350		
355	0.00	0.00	0.00	-	0.30	-	-	-	-	-	-	-	-	-	-	0.00	0.00	0.00	-	99.00	-	-	-	-	-	-	-	-	-	-	355		
360	0.00	0.00	0.00	-	0.23	-	-	-	-	-	-	-	-	-	-	0.00	0.00	0.00	-	104.00	-	-	-	-	-	-	-	-	-	-	360		

FTSE/Athex Large Cap

(Trade Unit: 1 Index Point x 5€ - Exercise Style: European, Cash Settlement)

Exercise Price	Call Options														Put Options															
	June 2015				July 2015				Other Months		June 2015				July 2015				Other Months		Exercise Price									
	Open price	Price max	Price min	Last price	Closing price	Volume	Open Interest	Open price	Price max	Price min	Last price	Closing price	Volume	Open Interest	Volume	Open Interest	Open price	Price max	Price min	Last price		Closing price	Volume	Open Interest	Volume	Open Interest				
365	0.00	0.00	0.00	-	0.18	-	-	-	-	-	-	-	-	-	-	-	0.00	0.00	0.00	-		109.00	-	-	-	-	-	-	-	-
370	0.00	0.00	0.00	-	0.14	-	-	-	-	-	-	-	-	-	-	-	0.00	0.00	0.00	-	114.00	-	-	-	-	-	-	-	-	370
375	0.00	0.00	0.00	-	0.11	-	-	-	-	-	-	-	-	-	-	-	0.00	0.00	0.00	-	119.00	-	-	-	-	-	-	-	-	375
380	0.00	0.00	0.00	-	0.08	-	-	-	-	-	-	-	-	-	-	-	0.00	0.00	0.00	-	124.00	-	-	-	-	-	-	-	-	380
385	0.00	0.00	0.00	-	0.06	-	-	-	-	-	-	-	-	-	-	-	0.00	0.00	0.00	-	129.00	-	-	-	-	-	-	-	-	385
390	0.00	0.00	0.00	-	0.05	-	-	-	-	-	-	-	-	-	-	-	0.00	0.00	0.00	-	134.00	-	-	-	-	-	-	-	-	390
395	0.00	0.00	0.00	-	0.04	-	-	-	-	-	-	-	-	-	-	-	0.00	0.00	0.00	-	139.00	-	-	-	-	-	-	-	-	395
400	0.00	0.00	0.00	-	0.03	-	-	-	-	-	-	-	-	-	-	-	0.00	0.00	0.00	-	144.00	-	-	-	-	-	-	-	-	400
405	0.00	0.00	0.00	-	0.02	-	-	-	-	-	-	-	-	-	-	-	0.00	0.00	0.00	-	149.00	-	-	-	-	-	-	-	-	405
410	0.00	0.00	0.00	-	0.02	-	-	-	-	-	-	-	-	-	-	-	0.00	0.00	0.00	-	154.00	-	-	-	-	-	-	-	-	410
415	0.00	0.00	0.00	-	0.01	-	-	-	-	-	-	-	-	-	-	-	0.00	0.00	0.00	-	159.00	-	-	-	-	-	-	-	-	415
420	0.00	0.00	0.00	-	0.01	-	-	-	-	-	-	-	-	-	-	-	0.00	0.00	0.00	-	164.00	-	-	-	-	-	-	-	-	420
425	0.00	0.00	0.00	-	0.01	-	-	-	-	-	-	-	-	-	-	-	0.00	0.00	0.00	-	169.00	-	-	-	-	-	-	-	-	425
430	0.00	0.00	0.00	-	0.01	-	-	-	-	-	-	-	-	-	-	-	0.00	0.00	0.00	-	174.00	-	-	-	-	-	-	-	-	430
435	0.00	0.00	0.00	-	0.01	-	-	-	-	-	-	-	-	-	-	-	0.00	0.00	0.00	-	179.00	-	-	-	-	-	-	-	-	435
440	0.00	0.00	0.00	-	0.04	-	-	-	-	-	-	-	-	-	-	-	0.00	0.00	0.00	-	184.00	-	-	-	-	-	-	-	-	440
445	0.00	0.00	0.00	-	0.03	-	-	-	-	-	-	-	-	-	-	-	0.00	0.00	0.00	-	189.00	-	-	-	-	-	-	-	-	445
450	0.00	0.00	0.00	-	0.02	-	-	-	-	-	-	-	-	-	-	-	0.00	0.00	0.00	-	194.00	-	24	-	-	-	-	-	-	450
Totals:						98	2,899					30	181	0	0						6	287				70	100	0	0	
Number of Trades:						12						3		0							5				2		0			

ALPHA BANK (CR)

(Contract Size: 100 Securities, Exercise Style: American, Physical Delivery)

Call Options															Put Options																			
Exercise Price	June 2015							July 2015							Other Months		June 2015						July 2015						Other Months		Exercise Price			
	Open price	Price max	Price min	Last price	Closing price	Volume	Open Interest	Open price	Price max	Price min	Last price	Closing price	Volume	Open Interest	Volume	Open Interest	Open price	Price max	Price min	Last price	Closing price	Volume	Open Interest	Open price	Price max	Price min	Last price	Closing price	Volume	Open Interest		Volume	Open Interest	
0.100	0.000	0.000	0.000		0.232	-	-	0.000	0.000	0.000		0.232	-	-			0.000	0.000	0.000		0.001	-	-	0.000	0.000	0.000		0.001	-	-			0.001	
0.200	0.000	0.000	0.000		0.133	-	-	0.000	0.000	0.000		0.136	-	-			0.000	0.000	0.000		0.001	-	-	0.000	0.000	0.000		0.003	-	-			0.002	
0.300	0.000	0.000	0.000		0.049	-	-	0.000	0.000	0.000		0.062	-	-			0.000	0.000	0.000		0.017	-	-	0.000	0.000	0.000		0.030	-	-			0.003	
0.400	0.000	0.000	0.000		0.011	-	-	0.000	0.000	0.000		0.025	-	-			0.000	0.000	0.000		0.078	-	-	0.000	0.000	0.000		0.092	-	-			0.004	
0.500	0.000	0.000	0.000		0.002	-	-	0.000	0.000	0.000		0.009	-	-			0.000	0.000	0.000		0.169	-	-	0.000	0.000	0.000		0.176	-	-			0.005	
0.600	0.000	0.000	0.000		0.001	-	-	0.000	0.000	0.000		0.003	-	-			0.000	0.000	0.000		0.268	-	-	0.000	0.000	0.000		0.270	-	-			0.006	
0.700	0.000	0.000	0.000		0.001	-	-						-	-			0.000	0.000	0.000		0.368	-	-					-	-			0.007		
0.800	0.000	0.000	0.000		0.001	-	-						-	-			0.000	0.000	0.000		0.468	-	-					-	-			0.008		
0.900	0.000	0.000	0.000		0.001	-	-						-	-			0.000	0.000	0.000		0.568	-	-					-	-			0.009		
1.000	0.000	0.000	0.000		0.001	-	-						-	-			0.000	0.000	0.000		0.668	-	-					-	-			0.010		
1.100	0.000	0.000	0.000		0.001	-	-						-	-			0.000	0.000	0.000		0.768	-	-					-	-			0.011		
Totals:						0	0					0	0	0							0	0							0	0			0	0
Number of Trades:						0						0	0									0.00							0			0		

NATIONAL BANK (CR)

(Contract Size: 100 Securities, Exercise Style: American, Physical Delivery)

Exercise Price	Call Options														Put Options																		
	June 2015							July 2015							Other Months		June 2015							July 2015							Other Months		Exercise Price
	Open price	Price max	Price min	Last price	Closing price	Volume	Open Interest	Open price	Price max	Price min	Last price	Closing price	Volume	Open Interest	Volume	Open Interest	Open price	Price max	Price min	Last price	Closing price	Volume	Open Interest	Open price	Price max	Price min	Last price	Closing price	Volume	Open Interest	Volume	Open Interest	
0.600	0.000	0.000	0.000	0.651	-	-	0.000	0.000	0.000	0.654	-	-				0.000	0.000	0.000	0.001	-	-	0.000	0.000	0.000	0.002	-	-				0.006		
0.700	0.000	0.000	0.000	0.551	-	-	0.000	0.000	0.000	0.559	-	-				0.000	0.000	0.000	0.001	-	-	0.000	0.000	0.000	0.007	-	-				0.007		
0.800	0.000	0.000	0.000	0.454	-	-	0.000	0.000	0.000	0.469	-	-				0.000	0.000	0.000	0.003	-	-	0.000	0.000	0.000	0.017	-	-				0.008		
0.900	0.000	0.000	0.000	0.360	-	-	0.000	0.000	0.000	0.388	-	-				0.000	0.000	0.000	0.009	-	-	0.000	0.000	0.000	0.035	-	-				0.009		
1.000	0.000	0.000	0.000	0.276	-	-	0.000	0.000	0.000	0.315	-	-				0.000	0.000	0.000	0.025	-	855	0.000	0.000	0.000	0.062	-	-				0.010		
1.100	0.000	0.000	0.000	0.202	-	-	0.000	0.000	0.000	0.253	-	-				0.000	0.000	0.000	0.051	-	-	0.000	0.000	0.000	0.100	-	-				0.011		
1.200	0.000	0.000	0.000	0.144	-	100	0.000	0.000	0.000	0.201	-	-				0.000	0.000	0.000	0.092	-	-	0.000	0.000	0.000	0.147	-	-				0.012		
1.300	0.000	0.000	0.000	0.098	-	-	0.000	0.000	0.000	0.157	-	-				0.000	0.000	0.000	0.147	-	-	0.000	0.000	0.000	0.204	-	-				0.013		
1.400	0.000	0.000	0.000	0.065	-	-	0.000	0.000	0.000	0.122	-	-				0.000	0.000	0.000	0.213	-	-	0.000	0.000	0.000	0.268	-	-				0.014		
1.500	0.000	0.000	0.000	0.042	-	-	0.000	0.000	0.000	0.094	-	-				0.000	0.000	0.000	0.290	-	-	0.000	0.000	0.000	0.340	-	-				0.015		
1.600	0.000	0.000	0.000	0.026	-	-										0.000	0.000	0.000	0.375	-	-										0.016		
1.700	0.000	0.000	0.000	0.016	-	-										0.000	0.000	0.000	0.465	-	-										0.017		
1.800	0.000	0.000	0.000	0.010	-	-										0.000	0.000	0.000	0.558	-	-										0.018		
1.900	0.000	0.000	0.000	0.006	-	-										0.000	0.000	0.000	0.654	-	-										0.019		
2.000	0.000	0.000	0.000	0.003	-	-										0.000	0.000	0.000	0.752	-	-										0.020		
2.200	0.000	0.000	0.000	0.001	-	-										0.000	0.000	0.000	0.950	-	-										0.022		
2.400	0.000	0.000	0.000	0.001	-	-										0.000	0.000	0.000	1.15	-	-										0.024		
2.600	0.000	0.000	0.000	0.001	-	-										0.000	0.000	0.000	1.35	-	-										0.026		
2.800	0.000	0.000	0.000	0.001	-	-										0.000	0.000	0.000	1.55	-	-										0.028		
3.000	0.000	0.000	0.000	0.001	-	-										0.000	0.000	0.000	1.75	-	-										0.030		
3.200	0.000	0.000	0.000	0.001	-	-										0.000	0.000	0.000	1.95	-	-										0.032		
3.400	0.000	0.000	0.000	0.001	-	-										0.000	0.000	0.000	2.15	-	-										0.034		
3.600	0.000	0.000	0.000	0.001	-	-										0.000	0.000	0.000	2.35	-	-										0.036		
Totals:					0	100					0	0	0	0					0	855						0	0	0	0				
Number of Trades:						0						0	0	0						0.00						0		0					

OPAP (CR)

(Contract Size: 100 Securities, Exercise Style: American, Physical Delivery)

Exercise Price	Call Options														Put Options																			
	June 2015				July 2015				Other Months		June 2015				July 2015				Other Months		Exercise Price													
	Open price	Price max	Price min	Last price	Closing price	Volume	Open Interest	Open price	Price max	Price min	Last price	Closing price	Volume	Open Interest	Volume	Open Interest	Open price	Price max	Price min	Last price		Closing price	Volume	Open Interest	Open price	Price max	Price min	Last price	Closing price	Volume	Open Interest	Volume	Open Interest	
6.000	0.000	0.000	0.000	3.01	-	-										0.000	0.000	0.000	0.002	-		-												
6.400	0.000	0.000	0.000	2.62	-	-	0.000	0.000	0.000		2.68	-	-			0.000	0.000	0.000	0.008	-	-			0.000	0.000	0.000	0.066	-	-				0.064	
6.800	0.000	0.000	0.000	2.23	-	-	0.000	0.000	0.000		2.33	-	-			0.000	0.000	0.000	0.022	-	-			0.000	0.000	0.000	0.115	-	-				0.068	
7.200	0.000	0.000	0.000	1.86	-	-	0.000	0.000	0.000		2.01	-	-			0.000	0.000	0.000	0.052	-	-			0.000	0.000	0.000	0.189	-	-				0.072	
7.600	0.000	0.000	0.000	1.52	-	-	0.000	0.000	0.000		1.71	-	-			0.000	0.000	0.000	0.107	-	-			0.000	0.000	0.000	0.290	-	-				0.076	
8.000	0.000	0.000	0.000	1.20	-	-	0.000	0.000	0.000		1.44	-	-			0.000	0.000	0.000	0.193	-	-			0.000	0.000	0.000	0.417	-	-				0.080	
8.400	0.000	0.000	0.000	0.929	-	-	0.000	0.000	0.000		1.19	-	-			0.000	0.000	0.000	0.319	-	-			0.000	0.000	0.000	0.568	-	-				0.084	
8.800	0.000	0.000	0.000	0.698	-	-	0.000	0.000	0.000		0.987	-	-			0.000	0.000	0.000	0.487	-	-			0.000	0.000	0.000	0.763	-	-				0.088	
9.200	0.000	0.000	0.000	0.510	-	-	0.000	0.000	0.000		0.805	-	-			0.000	0.000	0.000	0.699	-	-			0.000	0.000	0.000	0.981	-	-				0.092	
9.600	0.000	0.000	0.000	0.362	-	-	0.000	0.000	0.000		0.645	-	-			0.000	0.000	0.000	0.951	-	-			0.000	0.000	0.000	1.22	-	-				0.096	
10.000	0.000	0.000	0.000	0.250	-	-						-	-			0.000	0.000	0.000	1.24	-	-						-	-				0.100		
11.000	0.000	0.000	0.000	0.090	-	-						-	-			0.000	0.000	0.000	2.08	-	-						-	-				0.110		
12.000	0.000	0.000	0.000	0.027	-	-						-	-			0.000	0.000	0.000	3.02	-	-						-	-				0.120		
13.000	0.000	0.000	0.000	0.007	-	-						-	-			0.000	0.000	0.000	4.00	-	-						-	-				0.130		
14.000	0.000	0.000	0.000	0.002	-	-						-	-			0.000	0.000	0.000	5.00	-	-						-	-				0.140		
15.000	0.000	0.000	0.000	0.001	-	-						-	-			0.000	0.000	0.000	6.00	-	-						-	-				0.150		
16.000	0.000	0.000	0.000	0.001	-	-						-	-			0.000	0.000	0.000	7.00	-	-						-	-				0.160		
17.000	0.000	0.000	0.000	0.001	-	-						-	-			0.000	0.000	0.000	8.00	-	-						-	-				0.170		
18.000	0.000	0.000	0.000	0.004	-	-						-	-			0.000	0.000	0.000	9.00	-	-						-	-				0.180		
Totals:					0	0						0	0	0	0					0	0						0	0	0	0				
Number of Trades:					0							0		0					0.00								0		0					

OTE (CR)

(Contract Size: 100 Securities, Exercise Style: American, Physical Delivery)

Exercise Price	Call Options														Put Options																																																		
	June 2015							July 2015							Other Months		June 2015							July 2015							Other Months		Exercise Price																																
	Open price	Price max	Price min	Last price	Closing price	Volume	Open Interest	Open price	Price max	Price min	Last price	Closing price	Volume	Open Interest	Volume	Open Interest	Open price	Price max	Price min	Last price	Closing price	Volume	Open Interest	Open price	Price max	Price min	Last price	Closing price	Volume	Open Interest	Volume	Open Interest																																	
6.000						-	-	0.000	0.000	0.000		2.56	-	-																				0.000	0.000	0.000		0.042	-	-																		0.060							
6.400	0.000	0.000	0.000		2.12	-	-	0.000	0.000	0.000		2.20	-	-																					0.000	0.000	0.000		0.013	-	-	0.000	0.000	0.000		0.081	-	-																	0.064
6.800	0.000	0.000	0.000		1.74	-	-	0.000	0.000	0.000		1.86	-	-																					0.000	0.000	0.000		0.035	-	-	0.000	0.000	0.000		0.144	-	-																	0.068
7.200	0.000	0.000	0.000		1.39	-	-	0.000	0.000	0.000		1.55	-	-																					0.000	0.000	0.000		0.080	-	-	0.000	0.000	0.000		0.234	-	-																	0.072
7.600	0.000	0.000	0.000		1.07	-	-	0.000	0.000	0.000		1.28	-	-																					0.000	0.000	0.000		0.162	-	-	0.000	0.000	0.000		0.355	-	-																	0.076
8.000	0.000	0.000	0.000		0.796	-	-	0.000	0.000	0.000		1.03	-	-																					0.000	0.000	0.000		0.286	-	-	0.000	0.000	0.000		0.508	-	-																	0.080
8.400	0.000	0.000	0.000		0.569	-	-	0.000	0.000	0.000		0.823	-	-																					0.000	0.000	0.000		0.459	-	-	0.000	0.000	0.000		0.701	-	-																	0.084
8.800	0.000	0.000	0.000		0.391	-	-	0.000	0.000	0.000		0.651	-	-																					0.000	0.000	0.000		0.681	-	-	0.000	0.000	0.000		0.928	-	-																	0.088
9.200	0.000	0.000	0.000		0.259	-	-	0.000	0.000	0.000		0.504	-	-																					0.000	0.000	0.000		0.948	-	-	0.000	0.000	0.000		1.18	-	-																	0.092
9.600	0.000	0.000	0.000		0.166	-	-	0.000	0.000	0.000		0.384	-	-																					0.000	0.000	0.000		1.26	-	-	0.000	0.000	0.000		1.46	-	-																	0.096
10.000	0.000	0.000	0.000		0.103	-	-						-	-																					0.000	0.000	0.000		1.59	-	-																		0.100						
11.000	0.000	0.000	0.000		0.026	-	-						-	-																					0.000	0.000	0.000		2.52	-	-																		0.110						
12.000	0.000	0.000	0.000		0.006	-	-						-	-																					0.000	0.000	0.000		3.50	-	-																		0.120						
13.000	0.000	0.000	0.000		0.001	-	-						-	-																					0.000	0.000	0.000		4.50	-	-																		0.130						
14.000	0.000	0.000	0.000		0.001	-	-						-	-																					0.000	0.000	0.000		5.50	-	-																		0.140						
15.000	0.000	0.000	0.000		0.001	-	-						-	-																					0.000	0.000	0.000		6.50	-	-																		0.150						
16.000	0.000	0.000	0.000		0.001	-	-						-	-																					0.000	0.000	0.000		7.50	-	-																		0.160						
Totals:						0	0						0	0																																						0	0												
Number of Trades:						0							0																																								0	0											

PIRAEUS BANK (CR)

(Contract Size: 100 Securities, Exercise Style: American, Physical Delivery)

Call Options														Put Options																			
Exercise Price	June 2015						July 2015						Other Months		June 2015						July 2015						Other Months		Exercise Price				
	Open price	Price max	Price min	Last price	Closing price	Volume	Open Interest	Open price	Price max	Price min	Last price	Closing price	Volume	Open Interest	Volume	Open Interest	Open price	Price max	Price min	Last price	Closing price	Volume	Open Interest	Open price	Price max	Price min	Last price	Closing price		Volume	Open Interest	Volume	Open Interest
0.100	0.000	0.000	0.000		0.377	-	-	0.000	0.000	0.000		0.377	-	-			0.000	0.000	0.000		0.001	-	-	0.000	0.000	0.000		0.001	-	-			0.001
0.200	0.000	0.000	0.000		0.277	-	-	0.000	0.000	0.000		0.278	-	-			0.000	0.000	0.000		0.001	-	-	0.000	0.000	0.000		0.001	-	-			0.002
0.300	0.000	0.000	0.000		0.178	-	100	0.000	0.000	0.000		0.184	-	-			0.000	0.000	0.000		0.001	-	-	0.000	0.000	0.000		0.006	-	-			0.003
0.400	0.000	0.000	0.000		0.091	-	100	0.000	0.000	0.000		0.108	-	-			0.000	0.000	0.000		0.014	-	520	0.057	0.057	0.057	0.057	0.057	300	300			0.004
0.500	0.000	0.000	0.000		0.036	-	-	0.000	0.000	0.000		0.059	-	-			0.000	0.000	0.000		0.058	-	100	0.000	0.000	0.000		0.080	-	-			0.005
0.600	0.000	0.000	0.000		0.011	-	-	0.000	0.000	0.000		0.030	-	-			0.000	0.000	0.000		0.134	-	-	0.000	0.000	0.000		0.151	-	-			0.006
0.700	0.000	0.000	0.000		0.003	-	-	0.000	0.000	0.000		0.014	-	-			0.000	0.000	0.000		0.226	-	-	0.000	0.000	0.000		0.236	-	-			0.007
0.800	0.000	0.000	0.000		0.001	-	-						-	-			0.000	0.000	0.000		0.323	-	-				-	-					0.008
0.900	0.000	0.000	0.000		0.001	-	-						-	-			0.000	0.000	0.000		0.423	-	-				-	-					0.009
1.000	0.000	0.000	0.000		0.001	-	-						-	-			0.000	0.000	0.000		0.523	-	-				-	-					0.010
1.100	0.000	0.000	0.000		0.001	-	-						-	-			0.000	0.000	0.000		0.623	-	-				-	-					0.011
1.200	0.000	0.000	0.000		0.001	-	-						-	-			0.000	0.000	0.000		0.723	-	-				-	-					0.012
1.300	0.000	0.000	0.000		0.001	-	-						-	-			0.000	0.000	0.000		0.823	-	-				-	-					0.013
1.400	0.000	0.000	0.000		0.001	-	-						-	-			0.000	0.000	0.000		0.923	-	-				-	-					0.014
1.500	0.000	0.000	0.000		0.001	-	-						-	-			0.000	0.000	0.000		1.02	-	-				-	-					0.015
1.600	0.000	0.000	0.000		0.001	-	-						-	-			0.000	0.000	0.000		1.12	-	-				-	-					0.016
1.700	0.000	0.000	0.000		0.001	-	-						-	-			0.000	0.000	0.000		1.22	-	-				-	-					0.017
1.800	0.000	0.000	0.000		0.001	-	-						-	-			0.000	0.000	0.000		1.32	-	-				-	-					0.018
1.900	0.000	0.000	0.000		0.001	-	-						-	-			0.000	0.000	0.000		1.42	-	-				-	-					0.019
2.000	0.000	0.000	0.000		0.001	-	-						-	-			0.000	0.000	0.000		1.52	-	-				-	-					0.020
2.200	0.000	0.000	0.000		0.002	-	-						-	-			0.000	0.000	0.000		1.72	-	-				-	-					0.022
2.400	0.000	0.000	0.000		0.001	-	-						-	-			0.000	0.000	0.000		1.92	-	-				-	-					0.024
Totals:						0	200						0	0	0	0						0	620					300	300	0	0		
Number of Trades:						0							0	0	0	0						0.00					1		0				

PPC (CR)

(Contract Size: 100 Securities, Exercise Style: American, Physical Delivery)

Call Options																Put Options																								
Exercise Price	June 2015							July 2015							Other Months		June 2015						July 2015						Other Months		Exercise Price									
	Open price	Price max	Price min	Last price	Closing price	Volume	Open Interest	Open price	Price max	Price min	Last price	Closing price	Volume	Open Interest	Volume	Open Interest	Open price	Price max	Price min	Last price	Closing price	Volume	Open Interest	Open price	Price max	Price min	Last price	Closing price	Volume	Open Interest		Volume	Open Interest							
3.600						-	-	0.000	0.000	0.000		1.73	-	-											0.000	0.000	0.000		0.029	-	-							0.036		
3.800	0.000	0.000	0.000		1.50	-	-	0.000	0.000	0.000		1.55	-	-			0.000	0.000	0.000		0.006	-	-	0.000	0.000	0.000		0.048	-	-							0.038			
4.000	0.000	0.000	0.000		1.31	-	-	0.000	0.000	0.000		1.38	-	-			0.000	0.000	0.000		0.014	-	-	0.000	0.000	0.000		0.074	-	-							0.040			
4.400	0.000	0.000	0.000		0.949	-	-	0.000	0.000	0.000		1.06	-	-			0.000	0.000	0.000		0.054	-	-	0.000	0.000	0.000		0.161	-	-							0.044			
4.800	0.000	0.000	0.000		0.639	-	-	0.000	0.000	0.000		0.796	-	-			0.000	0.000	0.000		0.143	-	-	0.000	0.000	0.000		0.293	-	-							0.048			
5.200	0.000	0.000	0.000		0.401	-	10	0.000	0.000	0.000		0.578	-	-			0.000	0.000	0.000		0.305	-	-	0.000	0.000	0.000		0.475	-	-							0.052			
5.600	0.000	0.000	0.000		0.231	-	-	0.000	0.000	0.000		0.409	-	-			0.000	0.000	0.000		0.535	-	-	0.000	0.000	0.000		0.705	-	-							0.056			
6.000	0.000	0.000	0.000		0.125	-	-	0.000	0.000	0.000		0.283	-	-			0.000	0.000	0.000		0.829	-	-	0.000	0.000	0.000		0.979	-	-							0.060			
6.400	0.000	0.000	0.000		0.061	-	-	0.000	0.000	0.000		0.193	-	-			0.000	0.000	0.000		1.17	-	-	0.000	0.000	0.000		1.29	-	-							0.064			
6.800	0.000	0.000	0.000		0.030	-	-	0.000	0.000	0.000		0.129	-	-			0.000	0.000	0.000		1.53	-	-	0.000	0.000	0.000		1.62	-	-							0.068			
7.200	0.000	0.000	0.000		0.013	-	-						-	-			0.000	0.000	0.000		1.92	-	-						-	-							0.072			
7.600	0.000	0.000	0.000		0.006	-	-						-	-			0.000	0.000	0.000		2.31	-	-						-	-							0.076			
8.000	0.000	0.000	0.000		0.002	-	-						-	-			0.000	0.000	0.000		2.71	-	-						-	-							0.080			
8.400	0.000	0.000	0.000		0.001	-	-						-	-			0.000	0.000	0.000		3.11	-	-						-	-							0.084			
8.800	0.000	0.000	0.000		0.001	-	-						-	-			0.000	0.000	0.000		3.51	-	-						-	-							0.088			
9.200	0.000	0.000	0.000		0.001	-	-						-	-			0.000	0.000	0.000		3.91	-	-						-	-							0.092			
9.600	0.000	0.000	0.000		0.001	-	-						-	-			0.000	0.000	0.000		4.31	-	-						-	-							0.096			
10.000	0.000	0.000	0.000		0.001	-	-						-	-			0.000	0.000	0.000		4.71	-	-						-	-							0.100			
11.000	0.000	0.000	0.000		0.001	-	-						-	-			0.000	0.000	0.000		5.71	-	-						-	-							0.110			
12.000	0.000	0.000	0.000		0.002	-	-						-	-			0.000	0.000	0.000		6.71	-	-						-	-							0.120			
13.000	0.000	0.000	0.000		0.001	-	-						-	-			0.000	0.000	0.000		7.71	-	-						-	-							0.130			
14.000	0.000	0.000	0.000		0.001	-	-						-	-			0.000	0.000	0.000		8.71	-	-						-	-							0.140			
15.000	0.000	0.000	0.000		0.001	-	-						-	-			0.000	0.000	0.000		9.71	-	-						-	-							0.150			
16.000	0.000	0.000	0.000		0.001	-	-						-	-			0.000	0.000	0.000		10.71	-	-						-	-							0.160			
Totals:						0	10						0	0									0	0							0	0							0	0
Number of Trades:						0							0											0.00							0							0		

Lending Products	Underlying Title	Multilateral Transactions[1]					Bilateral Transactions[2]		Stock Borrowing through OTC (volume)[3]
		Open Interest[5]	Volume(Offered)	Average Weighted	Transactions volume	Average Weighted	Transactions Volume	Average Weighted	Transactions Volume
AEGNBOR	AEGEAN AIRLINES (CR)	248	17,809	5.31%	---	---	---	---	1
ALPHABOR	ALPHA BANK (CR)	357,385	8,089,361	5.31%	---	---	---	---	70,227,435
AETFBOR	ALPHA ETF FTSE Athex Large Cap	---	---	---	---	---	---	---	---
ALMYBOR	ALUMIL (CR)	---	---	---	---	---	---	---	---
IATRBOR	ATHENS MEDICAL CENTER SA (CR)	---	40,980	5.31%	---	---	---	---	---
TATTBOR	ATTICA BANK S.A. (CR)	9,392	181,177	5.31%	---	---	---	---	---
OTOELBOR	AUTOHELLAS SA (CR)	---	958	5.31%	---	---	---	---	---
BIOKABOR	BIOKARPET S.A.(CR)	---	---	---	---	---	---	---	---
EEEBOR	CC HBC AG (CR)	9,461	55	5.30%	---	---	---	---	72,576
CENTRBOR	CENTRIC HOLDINGS (CR)	---	16,000	5.31%	---	---	---	---	---
SOLKBOR	CORINTH PIPEWORKS SA (CR)	1,331	933	5.31%	---	---	---	---	---
PLAKRBOR	CRETE PLASTICS SA (CR)	---	---	---	---	---	---	---	---
DROMEBOB	DROMEAS SA (CR)	---	---	---	---	---	---	---	---
ELGEBOR	ELGEKA SA (CR)	---	---	---	---	---	---	---	---
ELLAKTORBOR	ELLAKTOR (CR)	17,019	64,429	5.31%	---	---	---	---	---
ELBABOR	ELVAL SA. (CB)	---	35,344	5.31%	---	---	---	---	---
EUROBBOR	EUROBANK ERGASIAS (CR)	1,076,615	619,561	3.31%	75,000	2.65%	---	---	38,967,805
EUPICBOR	EUROPEAN RELIANCE INSUR. (CR)	---	---	---	---	---	---	---	---
EYDAPBOR	EYDAP S.A. (CR)	9,100	808	4.69%	---	---	---	---	27,780
FGEBOR	F.G. EUROPE S.A. (CR)	---	---	---	---	---	---	---	---
FFGRPBOR	FOLLI FOLLIE (CR)	3,800	75,240	5.31%	---	---	---	---	1,202,460
FOYRKBOR	FOURLIS (CR)	1,310	4,081	3.31%	---	---	---	---	3,850
FRIGOBOR	FRIGOGLASS SA (CR)	3,600	4,318	5.31%	---	---	---	---	---
GEKTERNABOR	GEK TERNA (CR)	3,940	21,769	5.31%	---	---	---	---	---
SARBOR	GR. SARANTIS SA (CR)	---	4,199	5.31%	---	---	---	---	---
EUPROBOR	GRIVALIA PROPERTIES (CR)	1,083	89,313	5.31%	---	---	---	---	61,989
XAKOBOR	HALKOR SA (CB)	---	50,550	5.31%	---	---	---	---	---
EXAEBOR	HELLENIC EXCHANGES-A.S.E. (CR)	300	520,380	5.31%	---	---	---	---	130,000
ELPEBOR	HELLENIC PETROLEUM (CR)	2,500	234,000	5.31%	---	---	---	---	64,053
HYGEIABOR	HYGEIA SA (CR)	---	48,700	5.31%	---	---	---	---	---
IASOBOR	IASO SA (CR)	---	27,878	5.31%	---	---	---	---	---

Stock Lending Notes

[1] - Multilateral contracts Lending or Borrowing as per Methods 8-1, 8-2 and 8-3-3 (According to ATHEX BoD Resolution No.17)

[2] - Bilateral Contracts Lending or Borrowing as per Methods 8-3-1 and 8-3-2 (According to ATHEX BoD Resolution No.20)

[3] - The information concerning OTC Stock Borrowing Transactions is based on the statements of the Dematerialised Securities System (DSS) operators involved and refers to volumes that have been cleared and registered up until the previous working day.

[4] - Average Price (Volume weighted)

[5] - The Data concerning Open Interest before the start of trading session

Lending Products	Underlying Title	Multilateral Transactions[1]					Bilateral Transactions[2]		Stock Borrowing through OTC (volume)[3]
		Open Interest[5]	Volume(Offered)	Average Weighted	Transactions volume	Average Weighted	Transactions Volume	Average Weighted	Transactions Volume
IKTINBOR	IKTINOS HELLAS SA (CR)	---	---	---	---	---	---	---	
LYKBOR	INFORM P. LYKOS SA (CR)	---	483	5.31%	---	---	---	---	
INKATBOR	INTRACOM CONSTR. (CR)	---	---	---	---	---	---	---	
INTRKBOR	INTRACOM HOLDINGS (CR)	---	168,546	5.31%	---	---	---	---	
INLOTBOR	INTRALOT (CR)	25,948	40,871	5.31%	---	---	---	6,000	
AVAXBOR	J & P - AVAX SA (CR)	---	20,175	5.31%	---	---	---	---	
BELABOR	JUMBO SA (CR)	14,833	146,280	5.31%	---	---	---	56,365	
KARTZBOR	KARATZIS SA (CR)	---	---	---	---	---	---	---	
KLEMBOR	KLEEMAN HELLAS SA (CR)	---	23,432	5.31%	---	---	---	---	
KRIBOR	KRI-KRI S.A. (CR)	---	47,267	5.31%	---	---	---	---	
LAMDABOR	LAMDA DEVELOPMENT SA (CR)	---	111	5.31%	---	---	---	10,377	
MIGBOR	MARFIN INVESTMENT GROUP (CR)	125,818	35,119	5.31%	---	---	---	744,474	
METKKBOR	METKA (CR)	400	27,970	5.31%	---	---	---	4,000	
MLSBOR	MLS MULTIMEDIA SA (CR)	---	7,920	5.31%	---	---	---	---	
MOHBOR	MOTOR OIL (CR)	28,486	51,324	5.31%	---	---	---	37,050	
MYTILBOR	MYTILINEOS HOLDINGS (CR)	5,200	132,269	5.31%	---	---	---	---	
ETEBOR	NATIONAL BANK (CR)	306,674	204,238	3.86%	---	---	---	7,070,052	
ETFASEBOR	NBGAM ETF	---	---	---	---	---	---	---	
ETFGT30PBOR	NBGAM ETF GREECE & TURKEY 30	---	---	---	---	---	---	---	
OPAPBOR	OPAP (CR)	15,107	253,564	3.55%	---	---	---	454,200	
HTOBOR	OTE (CR)	15,557	43,678	5.31%	---	---	---	286,127	
PPABOR	P.P.A. S.A. (CR)	---	653	5.31%	---	---	---	151	
PAPBOR	PAPOUTSANIS (CR)	---	---	---	---	---	---	---	
PETROBOR	PETROPOULOS PETROS (CR)	---	---	---	---	---	---	---	
TPEIRBOR	PIRAEUS BANK (CR)	29,636	244,973	5.31%	---	---	---	17,972,318	
PLAISBOR	PLAISIO COMPUTERS SA (CR)	---	---	---	---	---	---	---	
PPCBOR	PPC (CR)	61,983	54,713	3.31%	---	---	---	1,418,066	
PROFBOR	PROFILE SA (CR)	---	---	---	---	---	---	---	
QUALBOR	QUALITY & RELIABILITY SA (CR)	---	---	---	---	---	---	---	
QUESTBOR	QUEST HOLDINGS (CR)	---	822	5.31%	---	---	---	---	
SIDEBOR	SIDENOR (CR)	2,031	29,863	5.31%	---	---	---	---	

Stock Lending Notes

[1] - Multilateral contracts Lending or Borrowing as per Methods 8-1, 8-2 and 8-3-3 (According to ATHEX BoD Resolution No.17)

[2] - Bilateral Contracts Lending or Borrowing as per Methods 8-3-1 and 8-3-2 (According to ATHEX BoD Resolution No.20)

[3] - The information concerning OTC Stock Borrowing Transactions is based on the statements of the Dematerialised Securities System (DSS) operators involved and refers to volumes that have been cleared and registered up until the previous working day.

[4] - Average Price (Volume weighted)

[5] - The Data concerning Open Interest before the start of trading session

Lending Products	Underlying Title	Open Interest[5]	Multilateral Transactions[1]				Bilateral Transactions[2]		Stock Borrowing through OTC (volume)[3]	
			Volume(Offered)	Average Weighted	Transactions volume	Average Weighted	Transactions Volume	Average Weighted	Transactions Volume	
OLYMPBOR	TECHNICAL OLYMPIC SA (CR)	---	211	5.31%	---	---	---	---	---	
TENERGYBOR	TERNA ENERGY (CR)	1,267	29,479	5.31%	---	---	---	---	1,883	
EYAPSBOR	THESSALONIKA WATER & SEWERAGE	---	798	5.31%	---	---	---	---	---	
PLATBOR	THRACE PLASTICS SA (CR)	---	42,700	5.31%	---	---	---	---	---	
TITKBOR	TITAN CEMENT (CR)	5,900	245,549	5.31%	---	---	---	---	406,011	
OLTHBOR	TPA SA (CR)	---	3,462	5.31%	---	---	---	---	---	
TRASTORBOR	TRASTOR REAL EST. INV. CO.(CR)	5,000	69,997	3.86%	---	---	---	---	---	
VIORBOR	VIOHALCO SA/NV (CB)	21,819	2,271	3.31%	2,250	3.29%	---	---	---	

Stock Lending Notes

[1] - Multilateral contracts Lending or Borrowing as per Methods 8-1, 8-2 and 8-3-3 (According to ATHEX BoD Resolution No.17)

[2] - Bilateral Contracts Lending or Borrowing as per Methods 8-3-1 and 8-3-2 (According to ATHEX BoD Resolution No.20)

[3] - The information concerning OTC Stock Borrowing Transactions is based on the statements of the Dematerialised Securities System (DSS) operators involved and refers to volumes that have been cleared and registered up until the previous working day.

[4] - Average Price (Volume weighted)

[5] - The Data concerning Open Interest before the start of trading session

Sectors codification for listed companies

533	-	Exploration & Production	537	-	Integrated Oil & Gas
1353	-	Commodity Chemicals	1357	-	Specialty Chemicals
1753	-	Aluminum	1755	-	Nonferrous Metals
1757	-	Steel	1775	-	General Mining
2353	-	Building Materials & Fixtures	2357	-	Heavy Construction
2723	-	Containers & Packaging	2727	-	Diversified Industrials
2733	-	Electrical Components & Equipment	2753	-	Commercial Vehicles & Trucks
2757	-	Industrial Machinery	2773	-	Marine Transportation
2777	-	Transportation Services	2791	-	Business Support Services
2797	-	Industrial Suppliers	3535	-	Distillers & Vintners
3537	-	Soft Drinks	3573	-	Farming Fishing & Plantations
3577	-	Food Products	3722	-	Durable Household Products
3726	-	Furnishings	3728	-	Home Construction
3747	-	Toys	3763	-	Clothing & Accessories
3765	-	Footwear	3767	-	Personal Products
3785	-	Tobacco	4533	-	Health Care Providers
4535	-	Medical Equipment	4577	-	Pharmaceuticals
5337	-	Food Retailers & Wholesalers	5371	-	Apparel Retailers
5373	-	Broadline Retailers	5375	-	Home Improvement Retailers
5379	-	Specialty Retailers	5553	-	Broadcasting & Entertainment
5555	-	Media Agencies	5557	-	Publishing
5751	-	Airlines	5752	-	Gambling
5753	-	Hotels	5755	-	Recreational Services
5757	-	Restaurants & Bars	5759	-	Travel & Tourism
6535	-	Fixed Line Telecommunications	6575	-	Mobile Telecommunications
7535	-	Conventional Electricity	7537	-	Alternative Electricity
7577	-	Water	8355	-	Banks
8534	-	Insurance Brokers	8536	-	Property & Casualty Insurance
8633	-	Real Estate Holding & Development	8637	-	Real Estate Services
8671	-	Industrial & Office REITs	8675	-	Specialty REITs
8775	-	Specialty Finance	8777	-	Investment Services
8985	-	Equity Investment Instruments	9533	-	Computer Services
9535	-	Internet	9537	-	Software
9572	-	Computer Hardware	9574	-	Electronic Office Equipment
9578	-	Telecommunications Equipment	12003	-	ETF



ATHEXGROUP
Ομίλος Χρηματιστηρίου Αθηνών

Λεωφ. Αθηνών 110 104 42 Αθήνα
110, Athinon Ave. GR 104 42 Athens
tel. (+30)210-33.66.800, fax (+30)210-33.66.101
www.athexgroup.gr