


Daily Official List

Hellenic Exchanges – Athens Stock Exchange S.A.

Monday, 27 April, 2015
Year: 136 Trading Day No: 75



δελτιο ημερησιων
συναλλαγων
daily official list

Disclaimer:

Hellenic Exchanges-Athens Exchange endeavours to ensure that the data and other material ("Information") presented on the Daily Official List are accurate and complete, but it is not liable for any errors or omissions of data or /and for the accuracy, credibility, updating and completeness of the aforesaid information nor it has any liability arising directly or indirectly from the use of the above Information.

The Company is not liable for the accuracy of the data included in listed companies' announcements. Only the sender of such an announcement is fully and solely liable for any infringement of third party's rights from the content of such announcement. All contents of the Daily Official List are provided only for information purposes and do not constitute investment advice or solicitation to invest in securities or other products listed for trading on the Exchange.

You acknowledge and agree that the Company is the owner of any property rights related to any information appearing on the Daily Official List including intellectual property rights copyright, trademarks, etc.

The above data are a property of the Hellenic Exchanges-Athens Exchange and are copyright protected. Users are forbidden to reproduce, modify, copy, sale, transmit or redistribute, by all reproduction means and methods, part or the whole of the above data, without reference to their source.

The commercial exploitation of these data is, also, forbidden by third parties. Hellenic Exchanges-Athens Exchange does not carry any responsibility, direct or indirect, derived from usage or accidental alteration of the above data when used by third parties.

Hellenic Exchanges – Athens Stock Exchange S.A.

110 Athinon Ave., 10442 Athens, Tel: (210) 33.66.800, Fax: (210) 32.13.938

www.athex.gr

Thessalonica Stock Exchange Center (T.S.E.C)

16-18 Katouni Str., Thessalonica 546 25 Tel: (2310) 567.667, Fax: (2310) 530.545

Athex Members Guarantee Fund

14-16 Fidiou Str., Athens 106 78, Tel: (210) 33.04.682, Fax: (210) 33.04.155

Hellenic Republic Capital Market Commission

1 Kolokotroni Str. & 1 Stadiou Str., Athens 10562 Tel: (210) 33.77.100 Fax: (210) 33.77.173

Table of Contents

Section 1: Statistical Figures of Securities, Derivatives and Lending

Summary of Markets

Athex Indices

Analytic Figures for Athex Market's Boards and Categories

Trading Details by Athex Sectors and Financial Instruments (ETFs)

Top 10 best & worst performing Shares

Derivatives Summary

Section 2: Analytic Figures of Shares Transactions

Analytic Figures of Shares Transactions

Shares' Notes

Section 3: Figures of Securities Transactions

Securities Blocks Details

Shares Rights Details

Shares Short Selling

Stock Borrowing

Shares Forced Sales

Forced Sales Registered Shares

Exchange Traded Funds (ETFs) Characteristics

Section 5: Bonds traded in Fixed Income Assets Market

Corporate Bonds

Government Bonds

Treasury Bills & Zero Coupon Government Bonds

Government Bonds Traded with the Open Outcry Method

State Banks Bonds

Section 6: Additional Infos

Athex & ATHEXClear Members List

List of Stocks under Market Making operations

Section 7: Derivatives Market Analytic Figures

Index Futures

Stock Futures

Index Options

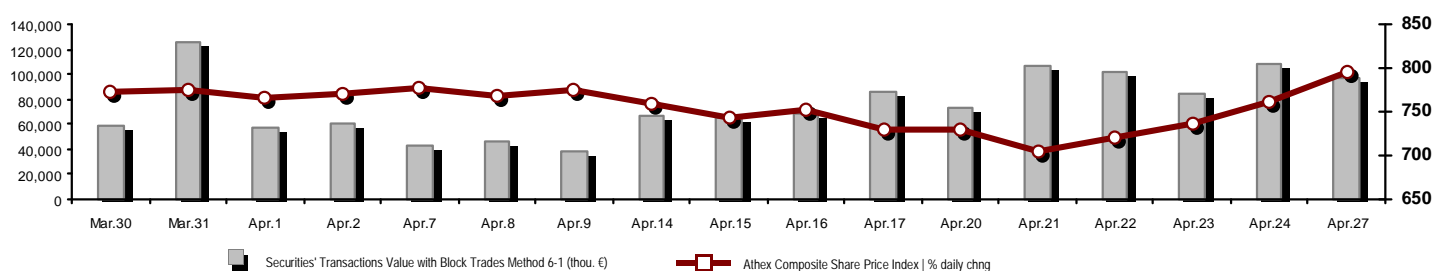
Stock Options

Stock Lending Analytic Figures

Appendix A: Sectors codification for listed companies

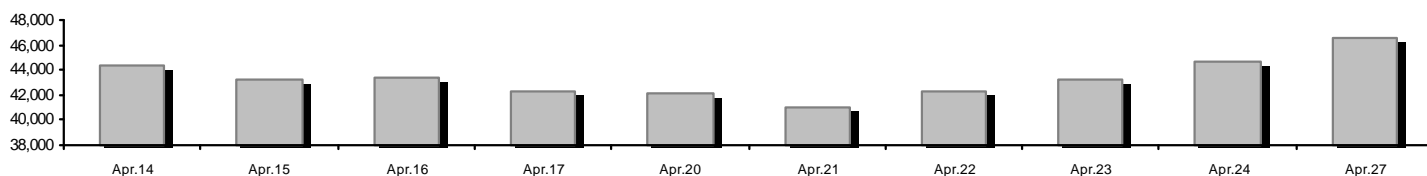
Summary of Markets

Athex Composite Share Price Index vs Shares and Derivatives Transactions Value

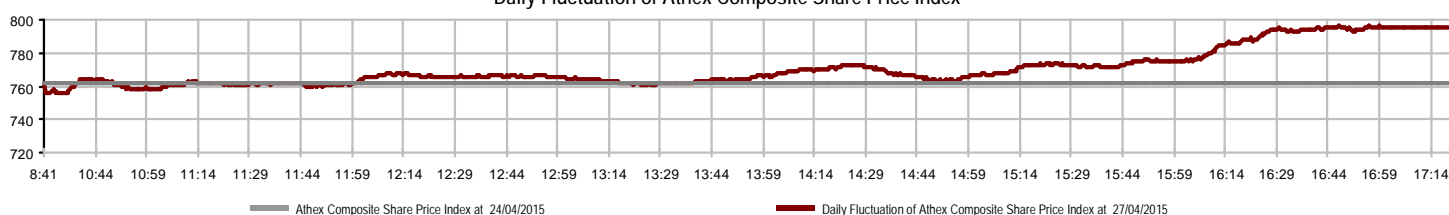


Athex Capitalisation (mill. €) **: 46,615.42	Derivatives Total Open Interest: 462,141
Daily change: mill. € %: 1,916.22 4.29%	in Index Futures % daily chng: 37,869 -10.55%
Yearly Avg Capitalisation: mill. € % chng prev year Avg: 47,705.96 -31.12%	in Stock Futures % daily chng: 420,530 -2.84%
Athex Composite Share Price Index % daily chng: 794.84 4.37%	in Index Options % daily chng: 2,732 13.74%
Athex Composite Share Price Index Capitalisation (mill. €): 41,479.30	in Stock Options % daily chng: 1,010 -4.72%
Daily change (mill. €): 1,922.01	
Securities' Transactions Value with Block Trades Method 6-1 (96,832.74	Derivatives Contracts Volume: 107,201
Daily change: thou. € %: -10,746.45 -9.99%	Daily change: pieces %: -62,875 -36.97%
YtD Avg Trans. Value: thou. € % chng prev year Avg: 107,447.69 -15.43%	YtD Avg Derivatives Contracts % chng prev year Avg: 81,300 48.32%
Blocks Transactions Value of Method 6-1 (thou. €): 7,270.38	Derivatives Trades Number: 5,612
Blocks Transactions Value of Method 6-2 & 6-3 (thou. €): 0.00	Daily change: number %: -1,181 -17.39%
Bonds Transactions Value (thou. €): 0.00	YtD Avg Derivatives Trades number % chng prev year Avg: 4,548 8.90%
Securities' Transactions Volume (thou. Pieces): 224,882.42	Lending Total Open Interest: 2,368,723
Daily change: thou. pieces %: -63,916.27 -22.13%	Daily change: pieces %: 17,135 0.73%
YtD Avg Volume: thou. pieces % chng prev year Avg: 199,110.43 109.57%	Lending Volume (Multilateral/Bilateral): 32,685
Blocks Transactions Volume of Method 6-1 (thou. Pieces): 4,365.39	Daily change: pieces %: -36,637 -52.85%
Blocks Transactions Volume of Method 6-2 & 6-3 (thou. Pieces): 0.00	Multilateral Lending: 32,135
Bonds Transactions Volume (thou. pieces): 0.00	Bilateral Lending: 550
Securities' Trades Number: 36,369	Lending Trades Number: 17
Daily change: number %: -3,387 -8.52%	Daily change: thou. € %: 2 13.33%
YtD Avg Derivatives Trades number % chng prev year Avg: 34,387 19.05%	Multilateral Lending Trades Number: 16
Number of Blocks Method 6-1: 9	Bilateral Lending Trades Number: 1
Number of Blocks Method 6-2 & 6-3: 0	
Number of Bonds Transactions: 0	

Athex Capitalisation (mill. €) **



Daily Fluctuation of Athex Composite Share Price Index



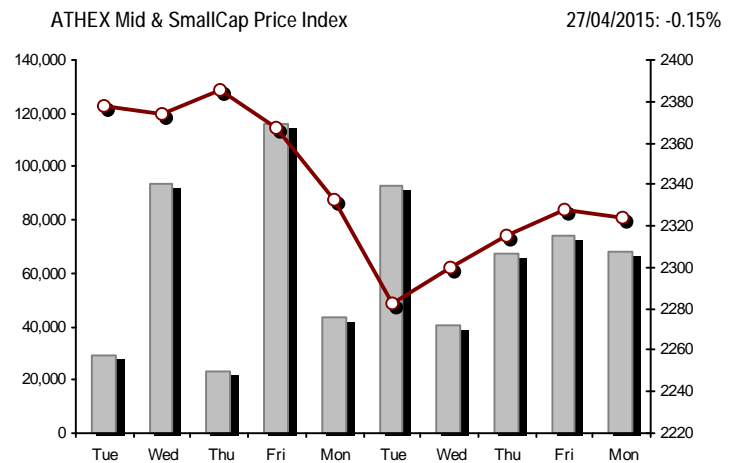
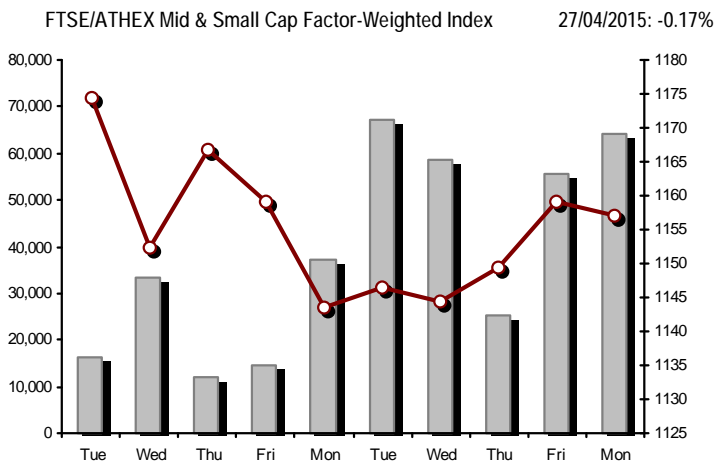
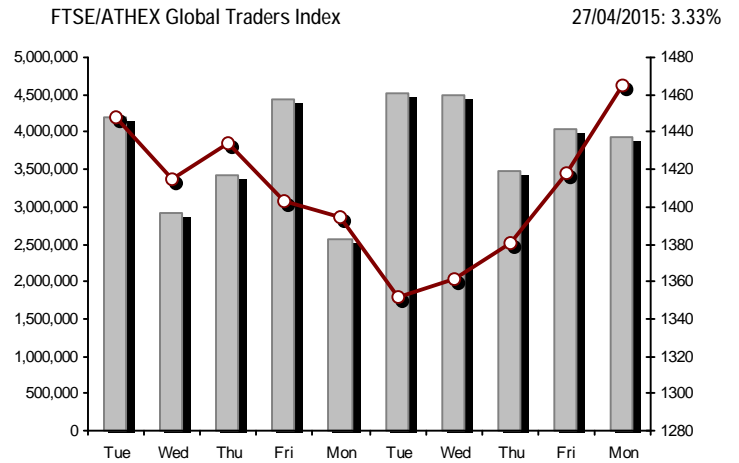
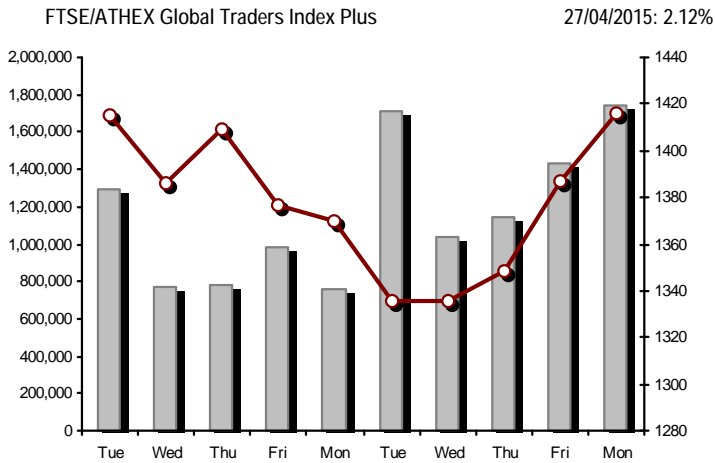
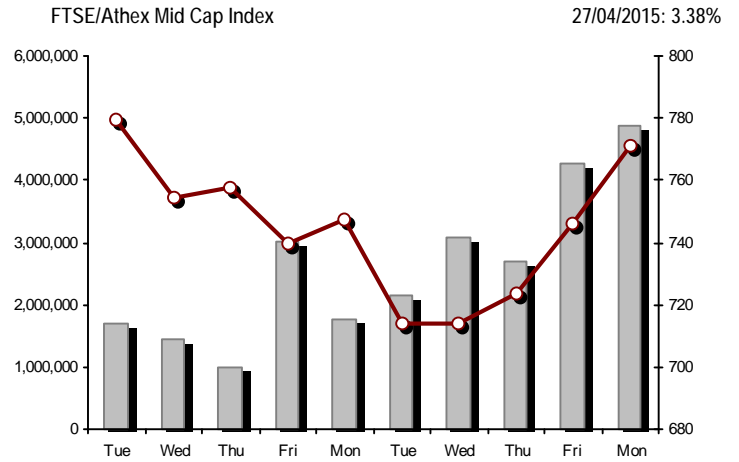
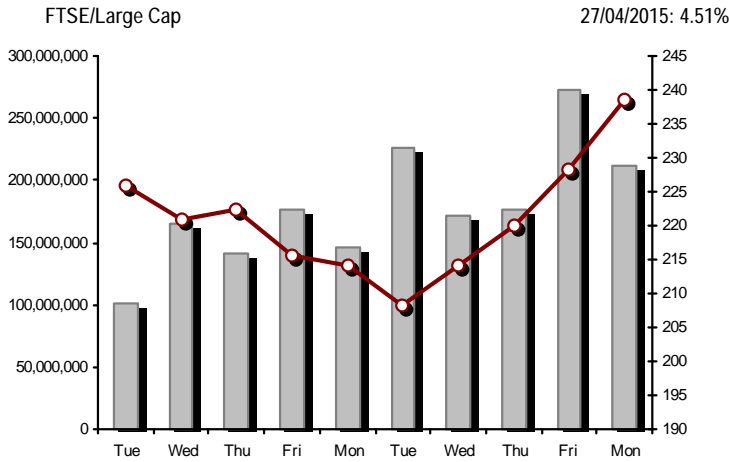
Athex Indices

Index name	27/04/2015	24/04/2015	pts.	%	Min	Max	Year min	Year max	Year change
Athex Composite Share Price Index	794.84 #	761.56	33.28	4.37%	755.54	796.54	691.43	945.81	-3.79% €
FTSE/Athex Large Cap	238.53 #	228.24	10.29	4.51%	225.72	238.84	204.64	283.37	-9.94% €
FTSE/ATHEX Custom Capped	779.56 #	753.30	26.25	3.49%			711.99	956.79	-10.53% €
FTSE/ATHEX Custom Capped - USD	607.28 #	583.37	23.91	4.10%			548.31	777.68	-19.66% €
FTSE/Athex Mid Cap Index	771.18 #	745.95	25.23	3.38%	745.36	775.47	705.04	984.77	-0.24% €
FTSE/ATHEX-CSE Banking Index	466.33 #	426.51	39.82	9.34%	416.34	468.15	319.25	774.70	-35.94% €
FTSE/ATHEX Global Traders Index Plus	1,416.26 #	1,386.86	29.40	2.12%	1,371.67	1,429.12	1,227.52	1,604.84	10.40% #
FTSE/ATHEX Global Traders Index	1,465.10 #	1,417.90	47.20	3.33%	1,405.63	1,474.04	1,317.55	1,698.65	1.85% #
FTSE/ATHEX Mid & Small Cap Factor-Weighted Ind	1,157.12 €	1,159.09	-1.97	-0.17%	1,129.06	1,159.09	1,076.89	1,223.09	5.57% #
Greece & Turkey 30 Price Index	629.42 #	612.25	17.17	2.80%	607.84	632.03	585.08	768.95	-7.42% €
ATHEX Mid & SmallCap Price Index	2,324.00 €	2,327.54	-3.54	-0.15%	2,303.94	2,337.28	2,254.53	2,635.74	-4.74% €
FTSE/Athex Market Index	575.84 #	551.44	24.40	4.42%	545.67	576.52	495.85	685.04	-9.48% €
FTSE Med Index	5,915.78 #	5,883.83	31.95	0.54%			4,930.94	6,069.73	17.45% #
Athex Composite Index Total Return Index	1,168.98 #	1,120.03	48.95	4.37%	1,111.18	1,171.48	1,016.90	1,385.07	-3.21% €
FTSE/Athex Large Cap Total Return	326.77 #	312.67	14.10	4.51%			285.37	382.72	-9.06% €
FTSE/ATHEX Large Cap Net Total Return	972.12 #	930.17	41.95	4.51%	919.91	973.38	833.98	1,147.63	-9.15% €
FTSE/ATHEX Custom Capped Total Return	827.88 #	800.00	27.88	3.49%			751.27	1,008.59	-9.70% €
FTSE/ATHEX Custom Capped - USD Total Return	644.92 #	619.53	25.39	4.10%			578.56	819.78	-18.92% €
FTSE/Athex Mid Cap Total Return	981.04 #	948.95	32.09	3.38%			908.00	1,231.75	-0.19% €
FTSE/ATHEX-CSE Banking Total Return Index	434.84 #	397.71	37.13	9.34%			312.07	708.30	-35.98% €
Greece & Turkey 30 Total Return Index	753.37 #	736.33	17.04	2.31%			722.97	919.96	-8.47% €
Hellenic Mid & Small Cap Index	793.53 #	761.56	31.97	4.20%	758.77	798.18	702.49	994.59	3.16% #
FTSE/Athex Banks	616.14 #	563.52	52.62	9.34%	550.09	618.54	421.81	1,023.60	-35.94% €
FTSE/Athex Insurance	1,454.06 #	1,432.99	21.07	1.47%	1,432.99	1,454.06	1,222.25	1,538.35	-0.72% €
FTSE/Athex Financial Services	1,066.53 #	986.99	79.54	8.06%	978.55	1,067.18	867.84	1,400.60	6.48% #
FTSE/Athex Industrial Goods & Services	2,103.95 #	2,050.79	53.16	2.59%	2,049.77	2,121.80	1,881.51	2,660.41	7.67% #
FTSE/Athex Retail	3,437.27 €	3,444.18	-6.91	-0.20%	3,358.38	3,487.52	3,174.62	4,531.02	-9.60% €
FTSE/ATHEX Real Estate	2,160.34 #	2,129.33	31.01	1.46%	2,093.33	2,220.63	2,065.91	2,800.26	-5.33% €
FTSE/Athex Personal & Household Goods	4,669.07 €	4,697.35	-28.28	-0.60%	4,479.94	4,703.42	3,847.16	5,680.33	2.56% #
FTSE/Athex Food & Beverage	7,244.70 #	7,107.37	137.33	1.93%	7,007.00	7,247.51	5,066.70	7,247.51	23.67% #
FTSE/Athex Basic Resources	2,442.11 #	2,314.11	128.00	5.53%	2,284.58	2,463.65	1,753.11	2,916.96	26.65% #
FTSE/Athex Construction & Materials	2,363.42 #	2,261.89	101.53	4.49%	2,230.55	2,418.59	2,054.59	2,705.46	8.17% #
FTSE/Athex Oil & Gas	2,033.81 #	1,916.26	117.55	6.13%	1,895.66	2,037.93	1,618.74	2,208.30	12.07% #
FTSE/Athex Chemicals	6,563.46 #	6,542.53	20.93	0.32%	6,400.54	6,566.97	4,784.62	7,336.99	28.13% #
FTSE/Athex Media	1,920.67 ~	1,920.67	0.00	0.00%	1,920.67	1,920.67	1,359.24	2,061.03	-6.81% €
FTSE/Athex Travel & Leisure	1,452.79 #	1,405.41	47.38	3.37%	1,386.28	1,461.57	1,238.26	1,741.96	-5.24% €
FTSE/Athex Technology	706.38 #	689.95	16.43	2.38%	684.40	708.65	636.30	786.22	-2.71% €
FTSE/Athex Telecommunications	2,188.29 #	2,141.50	46.79	2.18%	2,091.95	2,221.32	1,888.26	2,606.68	-12.64% €
FTSE/Athex Utilities	2,033.31 #	1,884.32	148.99	7.91%	1,879.82	2,043.55	1,651.36	2,830.02	-3.11% €
FTSE/Athex Health Care	118.96 #	114.20	4.76	4.17%	109.44	118.96	99.13	163.37	-17.58% €
Hellenic Corporate Bond Index	86.38 #	86.11	0.26	0.30%			85.68	94.45	-7.98% €
Hellenic Corporate Bond Price Index	83.36 #	83.12	0.24	0.29%			82.71	92.77	-9.89% €

Note 1: Greece & Turkey 30 Pr data is the indicative at 17:20, whereas FTSE/ATHEX Custom Capped, FTSE/ATHEX Custom Capped - USD, FTSE/ATHEX Custom Capped TR, FTSE/ATHEX Custom Capped - USD TR, FTSE/Med 100 & Greece & Turkey 30 Rt., Hellenic Corporate Bond Price Index, Hellenic Corporate Bond Index closing prices refer to the previous trading day of 23/04/2015.

Note 2: The Hellenic Mid & Small Cap Index is a Customized index calculated by the Athens Exchange.

Athex Indices



Indices volume of transactions

Indices closing prices

Analytic Figures for Athex Market's Boards and Categories

	Total Traded Securities	Main Market	Low Dispersion	Other Categories (*)	Exchange Traded Funds (ETFs)	Warrants
Totals	132	104	6	17	2	3
Gain / Lose / Same:	87 / 31 / 14	74 / 21 / 9	2 / 2 / 2	6 / 8 / 3	2 / 0 / 0	3 / 0 / 0
Athex Capitalisation (mill. €) **	46,615.42	44,878.76	1,409.63	327.03		
Daily Average Trans/ons Value(thou.€)	107,447.69	105,204.83	55.44	114.45	40.50	2,196.95
Transactions Value	96,832.74	95,873.30	41.03	20.03	2.12	896.26
Main Board:	89,562.35	88,602.92	41.03	20.03	2.12	896.26
Blocks Board 6_2_3:	7,270.38	7,270.38	0.00	0.00	0.00	0.00
Forced Sales Board:	0.00	0.00	0.00	0.00	0.00	0.00
Special Terms Board:	0.00	0.00	0.00	0.00	0.00	0.00
Daily Average Transactions Volume	199,110,433	191,626,082	67,289	323,093	12,231	7,312,495
Transactions Volume	224,882,419	217,516,157	30,435	339,566	294	6,995,967
Main Board:	220,517,033	213,150,771	30,435	339,566	294	6,995,967
Blocks Board 6_2_3:	4,365,386	4,365,386	0	0	0	0
Forced Sales Board:	0	0	0	0	0	0
Special Terms Board:	0	0	0	0	0	0
Daily Average Number of Trades	34,387	32,628	33	81	7	1,640
Number of Trades	36,369	35,069	19	83	3	1,195
Main Board:	36,360	35,060	19	83	3	1,195
Blocks Board 6_2_3:	9	9	0	0	0	0
Forced Sales Board:	0	0	0	0	0	0
Special Terms Board:	0	0	0	0	0	0

(*) Summarised Transactions figures for Under Deletion and Under Supervision Categories. (**) The Market Capitalization of the Companies that belong in the Under Supervision Status is not included.

Trading Details by Athex Sectors and Financial Instruments (ETFs)

Code	Sectors	Gain / Lose / Same	Number of Trades	Transactions Volume	Transactions Value	% of Total Trans. Value
8300	- Banks	9 / 1 / 0	19,205	216,439,961	59,068,600.20	61.00%
1700	- Basic Resources	6 / 1 / 1	1,091	349,326	919,436.09	0.95%
1300	- Chemicals	1 / 2 / 1	87	25,718	53,590.41	0.06%
2300	- Construction & Materials	10 / 5 / 0	1,607	717,643	2,137,852.37	2.21%
12000	- Financial Instruments	2 / 0 / 0	3	294	2,123.12	0.00%
8700	- Financial Services	3 / 0 / 0	1,414	2,012,911	1,589,861.49	1.64%
3500	- Food & Beverage	7 / 1 / 3	268	118,176	1,581,347.61	1.63%
4500	- Health Care	1 / 2 / 2	137	127,669	21,043.36	0.02%
2700	- Industrial Goods & Services	11 / 5 / 2	2,213	630,346	2,831,101.63	2.92%
8500	- Insurance	1 / 0 / 0	5	2,736	3,720.83	0.00%
5500	- Media	1 / 0 / 0	1	90	3.33	0.00%
500	- Oil & Gas	2 / 0 / 0	768	162,814	795,504.69	0.82%
3700	- Personal & Household Goods	8 / 5 / 1	1,220	399,608	2,082,905.33	2.15%
8600	- Real Estate	4 / 0 / 2	554	146,108	656,047.34	0.68%
5300	- Retail	3 / 1 / 0	1,077	229,320	5,235,662.97	5.41%
9500	- Technology	3 / 5 / 1	251	128,959	71,243.47	0.07%
6500	- Telecommunications	1 / 0 / 0	2,110	1,249,471	9,849,417.64	10.17%
5700	- Travel & Leisure	9 / 3 / 1	1,986	1,519,645	7,349,636.26	7.59%
7500	- Utilities	5 / 0 / 0	2,372	621,624	2,583,637.50	2.67%

Top 10 best & worst performing Shares

Main Market

With positive Price change	Closing price	change	With negative Price change	Closing price	change
ELLAKTOR (CR)	1.83	18.06% #	CENTRIC HOLDINGS (CR)	0.210	-9.09% ₤
GEK TERNA (CR)	1.64	12.33% #	CRETE PLASTICS SA (CR)	5.50	-3.68% ₤
ALPHA BANK (CR)	0.299	11.15% #	JUMBO SA (CR)	9.11	-1.41% ₤
MARFIN INVESTMENT GROUP (CR)	0.150	11.11% #	FRIGOGLASS SA (CR)	1.56	-1.27% ₤
PIRAEUS BANK (CR)	0.355	10.94% #	BANK OF CYPRUS (CR)	0.205	-0.49% ₤
IKTINOS HELLAS SA (CR)	0.965	10.67% #	KYRIAKIDIS MARBLES SA (CR)	2.14	-0.47% ₤
PPC (CR)	5.45	9.66% #	FOLLI FOLLIE (CR)	23.84	-0.25% ₤
EUROBANK ERGASIAS (CR)	0.127	8.55% #	MLS MULTIMEDIA SA (CR)	4.00	-0.25% ₤
THESSALONIKA WATER & SEWERAGE	2.73	8.33% #			
TECHNICAL OLYMPIC SA (CR)	0.823	8.29% #			
With the highest Transactions Value	Value (thou. €)	change	With the highest Transactions Volume	Volume	change
NATIONAL BANK (CR)	21,718.65	8.11% #	EUROBANK ERGASIAS (CR)	114,200,275	8.55% #
EUROBANK ERGASIAS (CR)	13,873.52	8.55% #	ALPHA BANK (CR)	41,011,600	11.15% #
ALPHA BANK (CR)	11,658.21	11.15% #	PIRAEUS BANK (CR)	30,711,847	10.94% #
PIRAEUS BANK (CR)	10,517.59	10.94% #	NATIONAL BANK (CR)	18,703,479	8.11% #
OTE (CR)	9,849.42	2.18% #	ATTICA BANK S.A. (CR)	3,897,188	6.38% #
OPAP (CR)	6,219.39	3.23% #	MARFIN INVESTMENT GROUP (CR)	1,752,776	11.11% #
FOLLI FOLLIE (CR)	5,232.50	-0.25% ₤	OTE (CR)	1,249,471	2.18% #
PPC (CR)	1,946.60	9.66% #	BANK OF CYPRUS (CR)	916,643	-0.49% ₤
JUMBO SA (CR)	1,772.41	-1.41% ₤	OPAP (CR)	791,443	3.23% #
CC HBC AG (CR)	1,565.78	1.94% #	CENTRIC HOLDINGS (CR)	425,880	-9.09% ₤

Note: Stocks that are not included in the "Low Dispersion" and "Under Supervision" categories, and the transactions value is more than 10,000 €.

Derivatives Summary

	Number of Trades	Volume	Open Interest
Index Futures	1,497	15,389	37,869
FTSE/Athex Large Cap	1,497	15,389	37,869
Stock Futures	4,040	90,466	420,530
ALPHA BANK (CR)	673	19,128	65,349
CC HBC AG (CR)	9	14	215
CORINTH PIPEWORKS SA (CR)	1	5	509
ELLAKTOR (CR)	47	182	1,270
EUROBANK ERGASIAS (CR)	428	33,266	176,084
EYDAP S.A. (CR)	10	25	636
FOLLI FOLLIE (CR)	45	100	251
FRIGOGLASS SA (CR)	28	58	375
GEK TERNA (CR)	67	326	7,433
GRIVALIA PROPERTIES (CR)	12	45	102
HELLENIC EXCHANGES-A.S.E. (CR)	116	372	1,576
HELLENIC PETROLEUM (CR)	93	306	4,071
INTRALOT (CR)	3	13	318
JUMBO SA (CR)	59	137	377
MARFIN INVESTMENT GROUP (CR)	47	643	27,260
METKA (CR)	57	156	462
MOTOR OIL (CR)	6	22	209
MYTILINEOS HOLDINGS (CR)	86	235	3,888
NATIONAL BANK (CR)	675	11,405	27,547
OPAP (CR)	155	475	1,303
OTE (CR)	270	1,231	6,652
P.P.A. S.A. (CR)	36	59	325
PIRAEUS BANK (CR)	785	20,959	88,472
PPC (CR)	206	882	3,214
SIDENOR (CR)	25	125	817
TERNA ENERGY (CR)	23	59	1,270
TITAN CEMENT (CR)	52	103	170
VIOHALCO SA/NV (CB)	26	135	375
Index Options	74	1,296	2,732
FTSE/Athex Large Cap	74	1,296	2,732
Stock Options	1	50	1,010
ALPHA BANK (CR)	0	0	0
NATIONAL BANK (CR)	0	0	955
OPAP (CR)	0	0	55
OTE (CR)	0	0	0
PIRAEUS BANK (CR)	1	50	0
PPC (CR)	0	0	0
Total Derivatives Traded	5,612	107,201	462,141

Section 2: Analytic Figures of Shares Transactions

Monday, 27 April, 2015

Number of Outstanding Securities	Nominal Value	Dividends [1]			Date of Last Coupon		Note	Shares	Closing price	% change	Previous closing price/date	Open price	Price min	Price max	Last price	Avg price	Last Bid [7]	Last Ask [7]	P/E after	Year	Volume	Trades	Transactions Value[8]	Company Mkt Value (thou. €)	Year low	Year high	Sector[4]	
25,179,640	0.600	---	---	---	08/08/1994	19/09/2000	5057	J.BOUTARIS & SON HOLD. SA (CB)	0.031	19.23 #	0.026	24/04/2015	0.031	0.031	0.031	0.031	0.031	---	---	---	2014	100	1	3.10	789.81	0.016	0.037	3535
7,125,216	0.650	---	---	---	01/07/2005	14/12/1999	4955	KRE.KA SA (CR)	0.171	---	0.171	24/04/2015	0.171	0.171	0.171	0.171	---	---	---	2014	200	1	34.20	1,218.41	0.101	0.225	3573	
51,081,030	1.00	---	---	---	20/08/2007	03/09/2007	4912	LAVIPHARM SA (CR)	0.150	---	0.150	24/04/2015	0.150	0.150	0.150	0.150	---	---	---	2014	25,000	2	3,750.00	7,662.15	0.086	0.171	4577	
4,419,616	1.58	---	---	---	21/07/2011	04/03/2015	4983	MEDICON S.A (CR)	0.379	---	0.379	24/04/2015	---	---	---	---	---	---	2.17	2014	---	---	---	1,675.03	0.245	0.453	4535	
255,459,600	0.300	---	---	---	26/06/2000	03/12/2010	4833	NEL SA (CR)	0.025	19.05 #	0.021	24/04/2015	0.025	0.025	0.025	0.025	---	---	---	2014	675	3	16.88	6,386.49	0.009	0.064	5759	
20,231,328	0.600	---	---	---	15/07/2008	25/06/2004	4879	NIKAS SA (CR)	0.123	---	0.123	24/04/2015	---	---	---	---	---	---	---	2014	---	---	---	2,488.45	0.115	0.123	3577	
63,697,153	1.34	---	---	---	08/07/2008	10/11/2008	5081	NIREFS SA (CR)	0.090	-7.22 €	0.097	24/04/2015	0.099	0.090	0.099	0.090	0.090	---	---	---	2014	25,555	25	2,305.80	5,732.74	0.067	0.106	3573
14,967,940	0.500	---	---	---	21/05/2008	04/01/2008	4956	PASAL DEVELOPMENT S.A. (CR)	0.096	---	0.096	24/04/2015	---	---	---	---	---	---	---	2014	---	---	---	1,436.92	0.060	0.176	8633	
40,946,303	0.360	---	---	---	18/07/2005	27/11/2007	5089	PC SYSTEMS SA (CR)	0.049	---	0.049	24/04/2015	---	---	---	---	---	---	---	2014	---	---	---	2,006.37	0.040	0.098	9533	
18,750,000	0.300	---	---	---	02/07/2001	31/12/2012	4985	PEGASUS PUBLISHING S.A. (CR)	0.227	---	0.227	24/04/2015	---	---	---	---	---	---	---	2014	---	---	---	4,256.25	0.057	0.283	5557	
24,319,250	0.300	---	---	---	09/07/2002	04/07/2007	5054	PROODEFTIKH SA (CR)	0.096	-1.03 €	0.097	24/04/2015	0.097	0.090	0.097	0.090	0.096	---	---	3.36	2014	2,500	2	239.00	2,334.65	0.057	0.116	2357
65,326,268	0.530	---	---	---	04/07/2007	19/07/2006	4750	SATO SA (CR)	0.048	---	0.048	24/04/2015	---	---	---	---	---	---	---	2014	---	---	---	3,135.66	0.024	0.115	3726	
36,235,184	1.00	---	---	---	01/07/2008	30/07/2012	4961	SELONDA AQUACULTURE SA (CR)	0.060	11.11 #	0.054	24/04/2015	0.060	0.060	0.060	0.060	---	---	0.66	2014	1	1	0.06	2,174.11	0.050	0.099	3573	
7,914,480	0.300	---	---	---	23/06/2008	29/06/2011	4888	SFAKIANAKIS SA (CR)	2.44	---	2.44	24/04/2015	---	---	---	---	---	---	---	2014	---	---	---	19,311.33	1.12	2.58	5379	
10,000,000	1.35	---	---	---	24/06/2008	10/05/2005	4887	SIDMA SA (CR)	0.444	---	0.444	24/04/2015	---	---	---	---	---	---	---	2014	---	---	---	4,440.00	0.271	0.444	1757	
100,793,000	0.300	---	---	---	16/07/2009	05/08/2013	5008	TELETIPOS SA (CR)	0.037	19.36 #	0.031	24/04/2015	0.037	0.037	0.037	0.037	0.037	---	---	---	2014	90	1	3.33	3,729.34	0.019	0.108	5553
16,383,428	0.300	---	---	---	25/06/2002	21/06/2013	4997	VARVRESSOS SA (CB)	0.090	-10.00 €	0.100	24/04/2015	0.090	0.090	0.090	0.090	---	---	2.13	2014	295	1	26.55	1,474.51	0.090	0.165	3763	
13,191,620	0.620	---	---	---	04/08/2010	09/09/2002	4977	YALCO - CONSTANTINOU SA (CB)	0.106	---	0.106	24/04/2015	---	---	---	---	---	---	---	2014	---	---	---	1,398.31	0.079	0.189	3722	

Under Deletion

81,644,555	0.300	---	---	---	01/07/2008	02/09/2002	5090	ATTI - KAT SA (CR)	0.012	---	0.012	24/04/2015	---	---	---	---	---	---	---	2014	---	---	---	979.73	0.007	0.037	2357
1,130,180	0.440	---	---	---	20/06/2003	02/07/2014	5092	COMPUCON SA (CR)	0.006	---	0.006	24/04/2015	---	---	---	---	---	---	---	2014	---	---	---	6.78	0.005	0.010	9537
9,567,289	0.300	---	---	---	01/07/2004	19/11/2007	5062	MARAC ELECTRONICS (CR)	0.298	---	0.298	24/04/2015	---	---	---	---	---	---	---	2014	---	---	---	2,851.05	0.298	0.298	9578
766,000	1.50	---	---	---	01/07/2004	11/12/2012	4937	TRIA ALFA SA (CR)	1.80	---	1.80	24/04/2015	---	---	---	---	---	---	---	2014	---	---	---	1,709.55	1.80	2.29	3763
245,000	1.50	---	---	---	19/07/2010	11/12/2012	4938	TRIA ALFA SA (PR)	1.35	---	1.35	24/04/2015	---	---	---	---	---	---	---	2014	---	---	---	1,709.55	1.35	1.35	3763
3,229,566	0.320	---	---	---	22/06/2005	23/09/1999	5091	VARANGIS AVEPE S.A. (CR)	0.520	---	0.520	24/04/2015	---	---	---	---	---	---	---	2014	---	---	---	1,679.37	0.520	0.520	3726

Suspension Status

5,000,000	0.400	---	---	---	03/06/2009	01/09/2014	5087	ALCO HELLAS SA (CR)	0.180	---	0.180	24/04/2015	---	---	---	---	---	---	---	---	---	---	---	900.00	0.130	0.307	1753
5,025,000	0.300	---	---	---	05/07/2005	14/03/2002	5023	ALSINCO S.A (CR)	0.043	---	0.043	24/04/2015	---	---	---	---	---	---	---	---	---	---	---	216.08	0.043	0.043	3763
1,750,955,549	0.600	---	---	---	19/05/2008	08/12/2011	4911	ATE (CR)	0.155	---	0.155	24/04/2015	---	---	---	---	---	---	---	---	---	---	---	271,398.11	0.155	0.155	8355
21,382,067	0.300	---	---	---	02/10/2006	15/02/2006	4628	ATERMON (CR)	0.120	---	0.120	24/04/2015	---	---	---	---	---	---	---	---	---	---	---	2,565.85	0.120	0.120	5555
105,423,498	0.510	---	---	---	01/07/2004	28/12/2005	4920	AVENIR S.A. (CR)	0.046	---	0.046	24/04/2015	---	---	---	---	---	---	---	---	---	---	---	4,849.48	0.046	0.046	5752
33,930,000	0.300	---	---	---	03/07/2006	30/05/2001	4865	BABIS VOVOS SA (CR)	0.304	---	0.304	24/04/2015	---	---	---	---	---	---	---	---	---	---	---	10,314.72	0.304	0.304	8633
20,121,710	1.21	---	---	---	27/07/1992	12/03/2003	5002	BALKAN R.E. (CR)	0.190	---	0.190	24/04/2015	---	---	---	---	---	---	---	---	---	---	---	3,823.12	0.190	0.190	8633
17,579,754	4.16	---	---	---	18/08/2006	02/08/2010	5086	BIOTER SA (CR)	0.134	---	0.134	24/04/2015	---	---	---	---	---	---	---	---	---	---	---	2,355.69	0.128	0.250	2357
21,920,570	0.300	---	---	---	03/07/2007	13/12/1999	4702	CARDASSILARIS SA (CR)	0.140	---	0.140	24/04/2015	---	---	---	---	---	---	---	---	---	---	---	3,068.88	0.140	0.140	3577
54,547,634	0.500	---	---	---	25/04/2005	21/01/2009	4860	CH.TEGOPOULOS PUBL. SA (CR)	0.038	---	0.038	24/04/2015	---	---	---	---	---	---	---	---	---	---	---	2,072.81	0.038	0.038	5557

Number of Outstanding Securities	Nominal Value	Dividends [1]			Date of Last Coupon		Note	Shares	Closing price	% change	Previous closing price/date	Open price	Price min	Price max	Last price	Avg price	Last Bid [7]	Last Ask [7]	P/E after	Year	Volume	Trades	Transactions Value[8]	Company Mkt Value (thou. €)	Year low	Year high	Sector[4]
30,159,583	0.470	---	---	---	26/06/2008	29/12/2010	5047	DIAS A/C (CR)	0.050	---	0.050	24/04/2015	---	---	---	---	---	---	---	---	---	---	---	1,507.98	0.050	0.050	3573
7,847,611	1.20	---	---	---	01/08/2007	28/09/2011	4939	EDRASIS - C. PSALLIDAS SA (CR)	0.150	---	0.150	24/04/2015	---	---	---	---	---	---	---	---	---	---	---	1,177.14	0.150	0.150	2357
5,750,000	0.300	---	---	---	12/12/2008	12/12/2011	4929	ELECTRONIKI ATHINON SA (CR)	0.480	---	0.480	24/04/2015	---	---	---	---	---	---	---	---	---	---	---	2,760.00	0.480	0.480	5375
24,605,397	0.400	---	---	---	29/06/1995	27/05/2002	4651	EMPORIKOS DESMOS SA (CR)	0.080	---	0.080	24/04/2015	---	---	---	---	---	---	---	---	---	---	---	2,134.04	0.080	0.080	3722
1,182,903	0.400	---	---	---	01/07/1996	27/05/2002	4652	EMPORIKOS DESMOS SA (PR)	0.140	---	0.140	24/04/2015	---	---	---	---	---	---	---	---	---	---	---	2,134.04	0.140	0.140	3722
7,326,648	1.00	---	---	---	26/07/2006	24/07/2001	4921	FINTEXPORT SA (CR)	0.328	---	0.328	24/04/2015	---	---	---	---	---	---	---	---	---	---	---	2,403.14	0.328	0.328	3763
13,692,227	1.47	---	---	---	07/07/2006	08/10/1999	5049	HELLENIC FABRICS SA (CR)	0.117	---	0.117	24/04/2015	---	---	---	---	---	---	---	---	---	---	---	1,601.99	0.117	0.117	3763
24,619,524	0.500	---	---	---	10/10/1986	30/12/2002	4914	KERAMIA-ALLATINI (CR)	0.088	---	0.088	24/04/2015	---	---	---	---	---	---	---	---	---	---	---	2,166.52	0.088	0.088	8633
7,840,373	1.20	---	---	---	18/07/2002	05/03/2003	4765	KLONATEX SA (PR)	0.080	---	0.080	24/04/2015	---	---	---	---	---	---	---	---	---	---	---	1,453.75	0.080	0.080	3763
20,663,047	1.20	---	---	---	21/08/2000	05/03/2003	4764	KLONATEX SA (CR)	0.040	---	0.040	24/04/2015	---	---	---	---	---	---	---	---	---	---	---	1,453.75	0.040	0.040	3763
17,544,600	0.600	---	---	---	03/07/2000	01/08/2000	4868	KOYMBAS SYNERGY GROUP (CR)	0.132	---	0.132	24/04/2015	---	---	---	---	---	---	---	---	---	---	---	2,315.89	0.132	0.132	8775
15,015,000	1.60	---	---	---	01/07/2002	02/02/2000	4603	MAXIM C.M. PERTSINIDIS SA (CB)	0.100	---	0.100	24/04/2015	---	---	---	---	---	---	---	---	---	---	---	1,501.50	0.100	0.100	3763
66,937,526	0.700	---	---	---	13/08/2010	21/05/2003	5003	MICHANIKI SA (CR)	0.100	---	0.100	24/04/2015	---	---	---	---	---	---	---	---	---	---	---	9,186.78	0.100	0.100	2357
25,968,987	0.700	---	---	---	13/08/2010	21/05/2003	5004	MICHANIKI SA (PR)	0.096	---	0.096	24/04/2015	---	---	---	---	---	---	---	---	---	---	---	9,186.78	0.096	0.096	2357
13,555,100	1.00	---	---	---	08/07/2005	08/07/2005	4576	MICROLAND COMPUTERS SA (CR)	0.640	---	0.640	24/04/2015	---	---	---	---	---	---	---	---	---	---	---	8,675.26	0.640	0.640	5379
23,463,874	0.800	---	---	---	23/05/2003	21/12/1999	4918	NEORION SA (CR)	0.125	---	0.125	24/04/2015	---	---	---	---	---	---	---	---	---	---	---	2,932.98	0.125	0.125	2753
42,501,273	0.300	---	---	---	26/06/2007	10/08/2009	4993	NUTRIART (CR)	0.049	---	0.049	24/04/2015	---	---	---	---	---	---	---	---	---	---	---	2,082.56	0.049	0.049	3577
20,210,127	1.53	---	---	---	27/06/1997	20/03/2000	5061	PARNASSOS ENTERP. (CR)	0.070	---	0.070	24/04/2015	---	---	---	---	---	---	---	---	---	---	---	1,414.71	0.070	0.070	8775
25,583,146	0.300	---	---	---	25/06/2001	03/12/2008	4723	PETZETAKIS SA (CR)	0.260	---	0.260	24/04/2015	---	---	---	---	---	---	---	---	---	---	---	6,651.62	0.260	0.260	1357
9,550,386	0.500	---	---	---	01/07/1997	12/06/2008	4626	PRAXITELIO SA (CR)	0.390	---	0.390	24/04/2015	---	---	---	---	---	---	---	---	---	---	---	4,430.09	0.390	0.390	4533
1,306,368	0.500	---	---	---	01/07/1997	12/06/2008	4627	PRAXITELIO SA (PR)	0.540	---	0.540	24/04/2015	---	---	---	---	---	---	---	---	---	---	---	4,430.09	0.540	0.540	4533
62,683,822	0.300	---	---	---	27/05/2008	09/01/2006	4830	PROTON BANK S.A. (CR)	0.180	---	0.180	24/04/2015	---	---	---	---	---	---	---	---	---	---	---	11,283.09	0.180	0.180	8355
25,667,143	0.320	---	---	---	03/07/2000	18/12/2007	4548	SAOS (CR)	1.56	---	1.56	24/04/2015	---	---	---	---	---	---	---	---	---	---	---	40,040.74	1.56	1.56	2773
26,408,040	0.300	---	---	---	01/07/1997	26/05/1999	4464	SHEET STEEL SA (CR)	0.120	---	0.120	24/04/2015	---	---	---	---	---	---	---	---	---	---	---	3,168.96	0.120	0.120	1757
60,221,300	0.400	---	---	---	01/07/2002	01/11/2010	5022	SHELMAN SA (CR)	0.080	---	0.080	24/04/2015	---	---	---	---	---	---	---	---	---	---	---	4,817.70	0.080	0.080	2353
29,060,950	0.340	---	---	---	20/08/2007	24/10/2001	5088	SPIDER METAL INDUSTRY SA (CR)	0.008	---	0.008	24/04/2015	---	---	---	---	---	---	---	---	---	---	---	232.49	0.005	0.008	2757
26,262,660	0.900	---	---	---	01/07/2008	24/02/2011	4954	SPRIDER STORES (CR)	0.031	---	0.031	24/04/2015	---	---	---	---	---	---	---	---	---	---	---	814.14	0.031	0.031	5371
144,688,060	0.600	---	---	---	21/04/2008	10/03/2010	4982	T BANK (CR)	0.048	---	0.048	24/04/2015	---	---	---	---	---	---	---	---	---	---	---	6,945.03	0.048	0.048	8355
6,523,780	0.530	---	---	---	01/07/2002	06/03/2001	4971	TECHNICAL PUBLICATIONS SA (CR)	0.006	---	0.006	24/04/2015	---	---	---	---	---	---	---	---	---	---	---	39.14	0.006	0.006	5557
13,920,000	0.320	---	---	---	19/11/2001	01/08/2000	4726	TEXAPRET SA (CR)	0.080	---	0.080	24/04/2015	---	---	---	---	---	---	---	---	---	---	---	1,113.60	0.080	0.080	3763
510,840	1.00	---	---	---	15/07/2008	21/11/2013	5036	TROPEA HOLDING (CR)	2.00	---	2.00	24/04/2015	---	---	---	---	---	---	---	---	---	---	---	1,021.68	2.00	2.00	3722
284,465,964	3.70	---	---	---	20/06/2008	15/06/2009	4913	TT HELLENIC POSTBANK (CR)	0.168	---	0.168	24/04/2015	---	---	---	---	---	---	---	---	---	---	---	47,790.28	0.168	0.168	8355
89,616,200	0.300	---	---	---	21/08/2000	28/06/2007	4616	UNITED TEXTILES (CR)	0.050	---	0.050	24/04/2015	---	---	---	---	---	---	---	---	---	---	---	4,480.81	0.050	0.050	3763
71,683,906	0.400	---	---	---	15/06/2005	05/02/2008	4953	XATIOANNOU (CR)	0.026	---	0.026	24/04/2015	---	---	---	---	---	---	---	---	---	---	---	1,863.78	0.026	0.026	3763

Shares' Notes

Code	Note text
()	- Adjusted dividends.
*	- Last adjusted closing price.
[1]	- Net dividends.
[2]	- The "Date of Last Coupon" for New listings refers to the date company's stocks started to trade in Athex
[3]	- The Company Market Value is referred to the number of outstanding shares
[4]	- Sectors codification can be found in Appendix A
[5]	- The Market Value refers to the total number of shares listed (including their several classes) in the exchange by the company.
[6]	- P/E greater than 100
[7]	- Last view of the Order Book before the end of the trading session
[8]	- All Blocks Methods' Transactions Value are included.
4446	- Transfer to the "Under Supervision" Category as of 20/10/2008.
4447	- Transfer to the "Under Supervision" Category as of 21/10/2008.
4464	- Suspension of trading as of 1/12/2008.
4548	- Suspension of trading as of 1/4/2009.
4576	- Suspension of trading as of 14/7/2009.
4603	- Suspension of trading as of 1/12/2009.
4616	- Suspension of trading as of 25/2/2010.
4626	- Suspension of trading as of 1/4/2010.
4627	- Suspension of trading as of 1/4/2010.
4628	- Suspension of trading as of 1/4/2010.
4651	- Suspension of trading as of 1/6/2010.
4652	- Suspension of trading as of 1/6/2010.
4690	- Transfer to Surveillance category as of 4/4/2006.
4702	- Suspension of trading as of 1/12/2010.
4723	- Suspension of trading as of 31/1/2011.
4726	- Suspension of trading as of 1/3/2011.
4750	- Transfer to the "Under Surveillance Category" from 8/4/2011.
4764	- Suspension of trading as of 20/5/2011.
4765	- Suspension of trading as of 20/5/2011.
4795	- The final gross (pre-tax) dividend is € 0.30 per share and subject to withholding tax on the full dividend amount, i.e. 0,45 per share, for those shareholders liable to withholding tax, in accordance with the applicable tax law provisions.
4814	- Transfer to the Low Dispersion Category as of 30/5/2011.
4815	- Transfer to the Low Dispersion Category as of 30/5/2011.
4816	- Transfer to the Low Dispersion Category as of 30/5/2011.
4817	- Transfer to the Low Dispersion Category as of 30/5/2011.
4820	- Transfer to the Low Dispersion category as of 18/4/2008.
4822	- Transfer to the Low Dispersion category as of 30/5/2011.
4823	- Transfer to the Low Dispersion category as of 4/4/2006.
4827	- Transfer to the Low Dispersion category as of 5/5/2010.
4830	- Suspension of trading as of 10/10/2011.
4833	- Transfer to Surveillance category from 6/5/2010.
4844	- Transfer to the Surveillance category from 8/4/2011.
4847	- Transfer to the Surveillance Category as of 3/7/2009.
4857	- The 793,906,274 new (CR) shares, resulting from the recent share capital increase through a rights issue, are not yet admitted to trading on the ATHEX.
4860	- Suspension of trading as of 30/3/2012.
4865	- Suspension of trading as of 2/4/2012.
4868	- Suspension of trading as of 2/4/2012.
4879	- Transfer to the Surveillance Category as of 10/4/2012.
4881	- Transfer to the Surveillance Category as of 10/4/2012.
4882	- Transfer to the Surveillance Category as of 10/4/2012.
4886	- Transfer to the Surveillance Category as of 10/4/2012.
4887	- Transfer to the Surveillance Category as of 10/4/2012.

Shares' Notes

Code	Note text
4888	- Transfer to the Surveillance Category as of 10/4/2012.
4911	- Lift of suspension from 30/7/2012.
4912	- Transfer to the Surveillance Category as of 31/7/2012.
4913	- Suspension of trading as of 30/8/2012.
4914	- Suspension of trading as of 31/8/2012.
4918	- Suspension of trading as of 31/8/2012.
4920	- Suspension of trading as of 31/8/2012.
4921	- Suspension of trading as of 31/8/2012.
4929	- Suspension of trading as of 1/10/2012.
4937	- Transfer to the UNDER DELETION category as of 30/11/2012.
4938	- Transfer to the UNDER DELETION category as of 30/11/2012.
4939	- Suspension of trading as of 30/11/2012.
4953	- Suspension of trading as of 2/4/2013.
4954	- Suspension of trading as of 2/4/2013.
4955	- Transfer to the Surveillance Category as from 5/4/2013.
4956	- Transfer to the Surveillance Category as from 5/4/2013.
4957	- Transfer to the Surveillance Category as from 5/4/2013.
4958	- Transfer to the Surveillance Category as from 5/4/2013.
4959	- Transfer to the Surveillance Category as from 5/4/2013.
4961	- Transfer to the Surveillance Category as from 5/4/2013.
4971	- Suspension of trading as of 3/6/2013.
4977	- Transfer to the "Under Surveillance Category" from 11/6/2013.
4978	- Transfer to the Under Supervision Category as of 11/6/2013.
4982	- Suspension of trading as of 1/12/2011.
4983	- Transfer to the Surveillance Category as of 5/4/2013.
4985	- Transfer to the "Under Surveillance Category" from 8/4/2011.
4993	- Suspension of trading as of 21/6/2013 (15:18).
4997	- Transfer to the Under Supervision Category as of 21/12/2009. - The 6,870,053 new (CB) shares, resulting from the recent share capital increase through a rights issue, are not yet admitted to trading on the ATHEX.
5002	- Suspension of trading as of 30/08/2013.
5003	- Suspension of trading as of 30/08/2013.
5004	- Suspension of trading as of 30/08/2013.
5007	- Transfer to the Surveillance category, as of 11/10/2013.
5008	- Transfer to the Surveillance Category from 8/4/2011.
5022	- Suspension of trading as of 2/12/2013.
5023	- Suspension of trading as of 2/12/2013.
5031	- The 612,300 new (CR) shares, resulting from the recent share capital increase through a rights issue, are not yet admitted to trading on the ATHEX.
5033	- Transfer to the Surveillance Category as of 25/11/2011. The 97,144,575new (CR) shares, resulting from the recent share capital increase through a rights issue, are not yet admitted to trading on the ATHEX.
5036	- The company's share is under suspension of trading as of 2/4/2012. During suspension, the company proceeded and concluded a share reverse split, according to which - after the conclusion of the corporate action - the total number of the company's shares, as well as, the last closing price of 30/03/2012 were adjusted.
5046	- Transfer to the Low Dispersion category as of 8/4/2011.
5047	- Suspension of trading as of 27/3/2014.
5049	- Under suspension of trading as of 1/4/2014.
5054	- Transfer to the Surveillance Category as of 10/4/2014.
5055	- Transfer to the Surveillance Category as of 10/4/2014.
5057	- Transfer to the Surveillance Category as of 29/12/2011.
5058	- Transfer to the Surveillance Category as of 29/12/2011.
5059	- Transfer to the Low Dispersion category as of 2/6/2014.
5061	- Suspension of trading as of 2/6/2014.
5062	- Transfer to the UNDER DELETION category as of 4/6/2014.
5075	- Transfer to the "Low Dispersion" Category as of 31/10/2014.
5080	- Suspension of trading as of 6/9/2011.
5081	- Transfer to the Surveillance category, as of 19/12/2014.

Shares' Notes

Code	Note text
5083	- Transfer to the Surveillance Category as of 06/03/2015.
5086	- Suspension of trading as of 1/4/2015.
5087	- Suspension of trading as of 1/4/2015.
5088	- Suspension of trading as of 1/4/2015.
5089	- Transfer to the Surveillance Category as of 8/4/2015.
5090	- Transfer to the UNDER DELETION category as of 8/4/2015.
5091	- Transfer to the UNDER DELETION category as of 8/4/2015.
5092	- Transfer to the UNDER DELETION category as of 8/4/2015.
5093	- Transfer to the Surveillance Category as of 8/4/2015.
5094	- Transfer to the Surveillance Category as of 8/4/2015.
5095	- Transfer to the Surveillance Category as from 9/4/2015.

Securities Blocks Details

Securities	Block Volume	Price	Block Trade Value	Time of approval	Note
OPAP (CR)	110,107	7.69	846,722.83	11:19:40	20
OPAP (CR)	34,628	7.69	266,289.32	12:55:12	20
OTE (CR)	106,445	7.85	835,061.03	14:38:16	20
AEGEAN AIRLINES (CR)	40,000	7.01	280,400.00	15:55:05	20
PIRAEUS BANK (CR)	1,600,000	0.346	553,600.00	15:55:27	20
OTE (CR)	224,251	7.89	1,769,340.39	16:00:16	20
PIRAEUS BANK (CR)	2,120,000	0.349	738,820.00	16:16:55	20
OTE (CR)	70,000	7.86	549,850.00	16:34:16	20
FOLLI FOLLIE (CR)	59,955	23.86	1,430,298.47	17:05:25	20

Blocks Notes

- 9 - Method 6-1 / Special Fees
- 10 - Method 6-1 / Special Fees, SDS
- 14 - Method 6-3 / Settlement, Incomplete Buy and Sell
- 18 - Method 6-2 / SPOT 1
- 19 - Method 6-2 / SPOT 2
- 20 - Method 6-1 and Method 6-1 Same Day Settlement
- 21 - Other Pre-agreed

Shares Rights Details

Occured date	Exercise from	Exercise until	Trading until	Rights	Price min	Price max	Closing price	Last Bid	Last Ask	Volume	Trades	Transactions Value
--------------	---------------	----------------	---------------	--------	-----------	-----------	---------------	----------	----------	--------	--------	--------------------

No Rights Transactions.

Shares Forced Sales

Securities	Transaction s Volume	Number of Trades	Transactions Value	Note
------------	-------------------------	---------------------	-----------------------	------

No Forced Transactions.

Forced Sales Notes

- 1 - Normal Forced Sale.
- 2 - Forced Sales of Fixed Registered Shares.
- 3 - Forced Sales of Remaining Stock Fractions.

Forced Sales Registered Shares

Securities	Start Date	End Date	Initial Volume	Remaining Volume	Date	Avg price (day)	Avg price (period)	Number of Trades	Transactions Volume	Transactions Value
------------	------------	----------	----------------	------------------	------	-----------------	--------------------	------------------	---------------------	--------------------

No Fixed Registered Shares Forced Sales.

Forced Sales Notes

According to Decision 1/380/04.05.2008 of the Hellenic Republic Capital Market Commission, the certificated registered shares that have not been deposited to the issuer for dematerialisation, will be auctioned in the Athens Exchange by the supervising issuer. Forced sales procedure is held according to Article 99A of the Athens Exchange Rulebook. The average price of the period is calculated by dividing the Total transactions value by the Total volume and includes all the transactions made until the current date.

Exchange Traded Funds (ETFs) Characteristics

	Transactions Date (T)	Creation / Redemption	Units (T-1)	New Units (T-1)	Redemption Units (T-1)	Units (T) [1]	Fund Assets [2]	Net Unit Price	Dividend per	Dividend Date
NBGAM ETF ΓΔ Χ.Α.	27/04/2015	25,000	294,878	---	---	294,878	2,511,298.00	8.5164	---	27/10/2011
ALPHA ETF FTSE Athex Large Cap	27/04/2015	50,000	5,848,618	---	---	5,848,618	13,593,000.00	2.3241	0.05	01/07/2013
NBGAM ETF GREECE & TURKEY 30	27/04/2015	25,000	388,550	---	---	388,550	2,831,692.00	7.2878	---	27/10/2011

ETFs Notes

[1] - Units (T) = Units (T-1) + New Units (T-1) - Redemption Units (T-1)

[2] - The Creation / Redemption Units of T-1 are included.

Corporate Bonds

Num Listed Bonds	Nominal price	Issue price	Today's Rate	Exp. Date	Duration (years)	Note	Coupon attached		Trading	Corporate Bonds	Price min	Price max	Closing price	Previous closing		Volume	Transactions Value	Last order			ear min	Year max
							Common	Preferred						price/date	price			Buy / Sell	Date			
1,794,284	12.49	9.77	5.03	12/07/2015	8	---	---	---	1	NIREUS S.A. (Convertible to CR shares)	---	---	---	12.0000	29/01/2014	---	---	11.0000	B	17/11/2014	12.0000	12.0000
212,801,311	1.00	1.00	6.30	29/07/2020	7	---	7	---	1	MARFIN INVESTMENT GROUP S.A. SERIES B (BOND)	---	---	---	0.8500	23/08/2013	---	---	1.0000	B	28/11/2014	0.8500	0.8500
163,991,598	1.00	1.00	7.00	29/07/2019	6	---	7	---	1	MARFIN INVESTMENT GROUP S.A. SERIES A (BOND)	---	---	---	1.0000	23/08/2013	---	---	1.0000	B	28/11/2014	1.0000	1.0000

Corporate Bonds Notes

Transactions Volume = (Pieces) * (Nominal Price). Transactions Value = (Pieces) * (Nominal Price) * (price %) + (Accrued interest).

The price of a Bond is stated as a percentage (%) of Bond's Nominal Price.

Nominal Price in Euros (€), except if it is noted differently.

Government Bonds

Number Listed Bonds	Nominal price	Today's Rate	Accrued Interest Calc	Exp. Date [1]	Duration (years)	Note	Coupons Date	Curr. coupon value	Trading Unit	Government Bonds	Price min	Price max	Closing price	Previous closing price/date	Volume	Transactions Value	Price	Last order Buy / Sell	Date
1,792,455,803	1.00	4.30	Actual/Actual	24/02/2023	11	---	24/02	4.30	1	GGB-FXD-240223-11Y-2.000-1.00	---	---	---	10.0000 28/01/2015	---	---	---	---	---
1,771,485,249	1.00	4.30	Actual/Actual	24/02/2024	12	---	24/02	4.30	1	GGB-FXD-240224-12Y-2.000-1.00	---	---	---	10.0000 28/01/2015	---	---	---	---	---
1,744,316,583	1.00	4.30	Actual/Actual	24/02/2025	13	---	24/02	4.30	1	GGB-FXD-240225-13Y-2.000-1.00	---	---	---	10.0000 28/01/2015	---	---	---	---	---
1,498,761,836	1.00	4.30	Actual/Actual	24/02/2026	14	---	24/02	4.30	1	GGB-FXD-240226-14Y-2.000-1.00	---	---	---	10.0000 28/01/2015	---	---	---	---	---
1,469,952,920	1.00	4.30	Actual/Actual	24/02/2027	15	---	24/02	4.30	1	GGB-FXD-240227-15Y-2.000-1.00	---	---	---	10.0000 28/01/2015	---	---	---	---	---
1,525,434,082	1.00	4.30	Actual/Actual	24/02/2028	16	---	24/02	4.30	1	GGB-FXD-240228-16Y-2.000-1.00	---	---	---	10.0000 28/01/2015	---	---	---	---	---
1,503,860,546	1.00	4.30	Actual/Actual	24/02/2029	17	---	24/02	4.30	1	GGB-FXD-240229-17Y-2.000-1.00	---	---	---	10.0000 28/01/2015	---	---	---	---	---
1,435,418,132	1.00	4.30	Actual/Actual	24/02/2030	18	---	24/02	4.30	1	GGB-FXD-240230-18Y-2.000-1.00	---	---	---	10.0000 28/01/2015	---	---	---	---	---
1,368,045,727	1.00	4.30	Actual/Actual	24/02/2031	19	---	24/02	4.30	1	GGB-FXD-240231-19Y-2.000-1.00	---	---	---	10.0000 28/01/2015	---	---	---	---	---
1,373,758,194	1.00	4.30	Actual/Actual	24/02/2032	20	---	24/02	4.30	1	GGB-FXD-240232-20Y-2.000-1.00	---	---	---	10.0000 28/01/2015	---	---	---	---	---
1,452,639,893	1.00	4.30	Actual/Actual	24/02/2033	21	---	24/02	4.30	1	GGB-FXD-240233-21Y-2.000-1.00	---	---	---	10.0000 28/01/2015	---	---	---	---	---
1,410,344,954	1.00	4.30	Actual/Actual	24/02/2034	22	---	24/02	4.30	1	GGB-FXD-240234-22Y-2.000-1.00	---	---	---	10.0000 28/01/2015	---	---	---	---	---
1,444,202,190	1.00	4.30	Actual/Actual	24/02/2035	23	---	24/02	4.30	1	GGB-FXD-240235-23Y-2.000-1.00	---	---	---	10.0000 28/01/2015	---	---	---	---	---
1,505,138,031	1.00	4.30	Actual/Actual	24/02/2036	24	---	24/02	4.30	1	GGB-FXD-240236-24Y-2.000-1.00	---	---	---	10.0000 28/01/2015	---	---	---	---	---
1,396,254,095	1.00	4.30	Actual/Actual	24/02/2037	25	---	24/02	4.30	1	GGB-FXD-240237-25Y-2.000-1.00	---	---	---	10.0000 28/01/2015	---	---	---	---	---
1,382,167,704	1.00	4.30	Actual/Actual	24/02/2038	26	---	24/02	4.30	1	GGB-FXD-240238-26Y-2.000-1.00	---	---	---	10.0000 28/01/2015	---	---	---	---	---
1,337,331,257	1.00	4.30	Actual/Actual	24/02/2039	27	---	24/02	4.30	1	GGB-FXD-240239-27Y-2.000-1.00	---	---	---	10.0000 28/01/2015	---	---	---	---	---
1,371,908,706	1.00	4.30	Actual/Actual	24/02/2040	28	---	24/02	4.30	1	GGB-FXD-240240-28Y-2.000-1.00	---	---	---	10.0000 28/01/2015	---	---	---	---	---
1,360,659,778	1.00	4.30	Actual/Actual	24/02/2041	29	---	24/02	4.30	1	GGB-FXD-240241-29Y-2.000-1.00	---	---	---	10.0000 28/01/2015	---	---	---	---	---
1,432,747,403	1.00	4.30	Actual/Actual	24/02/2042	30	---	24/02	4.30	1	GGB-FXD-240242-30Y-2.000-1.00	---	---	---	10.0000 28/01/2015	---	---	---	---	---
742,153	1,000.00	0.93	FLR Actual/360	10/08/2019	5	---	10/02 - 10/08	---	1	GGB-FLT-100819-05Y-0.934-1.000	---	---	---	---	---	---	---	---	---
4,030,827	1,000.00	4.75	Actual/Actual	17/04/2019	5	---	17/04	4.75	1	GGB-FXD-170419-05Y-4.750-1.000	---	---	---	---	---	---	---	---	---
2,089,066	1,000.00	3.38	Actual/Actual	17/07/2017	3	---	17/07	3.38	1	GGB-FXD-170717-03Y-3.375-1.000	---	---	---	---	---	---	---	---	---

Government Bonds Notes

Transactions Volume = (Pieces) * (Nominal Price). Transactions Value = (Pieces) * (Nominal Price) * (price %) + (Accrued interest).

The Value of current coupon for the issues with NV 0.01 euro refers to NV 100 euros

FLR: Floating Interest Rate.

[1] - The Expiration Date of the interest bearing period and the Date for coupon payment.

Bonds in Circulation	Currency / Min nominal traded Value	Coupons Payment Date	Current Coupon Value	Note	Coupon Attached	Trading Unit	Issue Date	Duration (years)	Today's Interest	A.I.C in days	Bonds	Last price of previous days	Last Outcry in Cash (euro) Price	Buy / Sell	Date	Trades in Pieces	Life min	Life Max	
Bonds of International Organizations																			
1,000,000	EUR / 1000	21/07	---	---	9	1	21/07/2006	10	5.0 FLR	360	EUROPEAN INVESTMENT BANK BOND	97.50	16/04/2007	---	---	---	---	---	---
Corporate Bonds in Foreign Currency and Euro																			
103,746	GBP / 10	01/12	0.25	---	56	1	01/12/1930	98	2.5	360	National Mortgage Bank	2.27	05/02/1996	2.27	S	05/02/1996	---	2.27	2.27
0	GBP / 10	01/12	0.25	---	58	1	01/12/1928	100	2.5	360	National Mortgage Bank	---	---	---	---	---	---	---	---

Government Bonds Notes

A.I.C: Accrued Interest Calculation base.

FLR: Floating Interest Rate.

The minimum tradeable Nominal Value for all Demeterialised Government Titles is 100 Euros.

State Banks Bonds (one year maturity)

Number Listed Bonds	Nominal value	Initial Rate	Current Rate	Annual Interest	Issue Date	Note	State Banks Bonds	Trading Unit	Yearly Renewals	Last Outcry in Cash (euro)		Volume
										Price	Buy / Sell	
2,446	1,182.96	4.90	2.47	29.69	31/05/2008	---	H.I.D.B.	1	7	---	---	---

Bonds Notes

The annual renewal of H.I.D.B. Bonds is free of taxes (net rate).
For Bonds issue until 31/03/2015 the accrued interest is capitalized.

Athex & ATHEXCclear Members List

Member Name	Stock Market			Derivatives Market		ATHEXCclear Member					
	Address	Phone	Fax	Market Member	Remote Member	Market Maker	Proprietary	Market Maker	General Clearing	Direct Clearing	Non Clearing
A. SARRIS SECURITIES S.A.				a							
6, DRAGATSANIOU STR. ATHINA	(210)-3367700	(210)-3312324									
ALPHA FINANCE INVESTMENT SERVICES S.A.				a		a		a		a	
5, MERLIN STR. ATHINA	(210)-3677400	(210)-3311193									
ALPHA BANK A.E.									a		
40, STADIOU STR ATHINA	(210)-3265546	(210)-3265811									
	(210)-3260000	(210)-3264116									
ARGUS STOCKBROKERS LTD				a	a		a				
12-14, KENNEDY AVE, S. 303 NICOSIA	(+35722)-22717000	(+35722)-22717070									
ATLANTIC SECURITIES LIMITED				a	a						
37, PRODROMOU STR. NICOSIA	(+35722)-445400	(+35722)-661914									
ATLAS SECURITIES S.A.				a			a				a
14 - 16, VERNON STR.& 125 MICHALAKOPOULOU STR. ATHINA	(210)-3363300	(210)-3238925									
ATTICA BANK S.A.									a		
54, AKADIMIAS STR. ATHINA	(210)-3390757	(210)-3646090									
23, OMIROU STR. ATHINA	(210)-3669000	(210)-3669410									
AXIA VENTURES GROUP LTD				a	a						
10, G. KRANIDIOTI NICOSIA	+357 22 742000	+357 22 742001									
AXON SECURITIES S.A.				a			a				a
48, STADIOU ATHINA	(210)-3363800	(210)-3243903									
BETA SECURITIES S.A.				a		a		a		a	
, BRAILA & 29 ALEXANDRAS AVE ATHINA	(210)-6478900	(210)-6410139									
BNP PARIBAS SECURITIES SERVICES									a		
94, VAS. SOFIAS AVE ATHINA	(210)-7468500	(210)-7468579									
CAPITAL SECURITIES S.A.				a			a				a
58, MITROPOLEOS STR. ATHINA	(210)-3369700	(210)-3369820									
CFS SECURITIES & INVESTMENT SERVICES S.A.				a			a			a	
3, STADIOU STR. ATHINA	(210)-3360800	(210)-3311854									
CITIGROUP GLOBAL MARKET LTD				a	a						
, CITIGROUP CENTRE, CANADA SQUARE, CANARY WHART LONDON	002079864000	002079862266									
CREDIT SUISSE SECURITIES (EUROPE) LIMITED				a	a						
, ONE CABOT SQUARE LONDON	+44 20 7888 8888	+44 20 7888 1600									
CYCLOS SECURITIES S.A.				a			a			a	
39, PANEPISTIMIOU STR. ATHINA	(210)-3364300	(210)-3239122									
D.A. TSEKOURAS SEC. S.A.				a							
, PESMAZOGLOY 3	(210)-3214406	(210)-3211997									
DELTA STOCK AD										a	
, MEGAPARK OFFICE BUILDING, 6TH FLOOR, OFFICE AREA E, 115G TSARIG											
DEUTSCHE BANK A.G.				a	a		a				
70, THEODOR-HEUSS-ALLEE FRANKFURT	0049 69 910 00	0049 69 910 34 225									
DYNAMIC SECURITIES				a			a			a	
6 - 10, CHAR. TRIKOUPH STR. ATHINA	(210)-3677700	(210)-3677777									
EL. PETROPOULAKIS SECURITIES S.A.				a			a				a
9, ARISTIDOU STR. ATHINA	(210)-3213928	(210)-3216810									
EUROBANK EQUITIES S.A.				a		a		a		a	
10, FILELLINON STR. ATHINA	(210)-3720000	(210)-3720001									
EUROBANK ERGASIAS S.A.									a		
8, OTHONOS STR. ATHINA	(210)-3337000	(210)-3233866									
	(210)-3337969	(210)-3245916									
EUROCORP SECURITIES S.A.				a			a			a	
14, FILIKIS ETAIRIAS SQ. ATHINA	(210)-7263500	(210)-7263666									
EUROTRUST BROKERAGE S.A.				a							
13-15, SOPHOCLEOUS STR. ATHINA	(210)-3363100	(210)-3238334									
EUROXX SECURITIES S.A.				a			a			a	
7, PALAIOLOGOU STR. CHALANDRI	(210)-6879400	(210)-6879401									
G.A. PERVANAS SECURITIES & INVESTMENT SERVICES CO S.A.				a							a
7 - 9, SOPHOCLEOUS STR. ATHINA	(210)-3251875	(210)-3210291									
GLOBAL CAPITAL SECURITIES AND FINANCIAL SERVICES LTD				a	a						
5, LEMESOU AVE. LEMESOS CYPRUS	(+35722)-710710	(+35722)-339332									
GUARDIAN TRUST SECURITIES S.A.				a			a				a
15, FILELLINON STR. ATHINA	(210)-3220402	(210)-3220498									
HELLENIC AMERICAN SEC. S.A.				a		a		a		a	
6, EVRIPIDOU STR. ATHINA	(210)-3311100	(210)-3215968									

Athex & ATHEXClear Members List

Member Name	Stock Market			Derivatives Market		ATHEXClear Member					
	Address	Phone	Fax	Market Member	Remote Member	Market Maker	Proprietary	Market Maker	General Clearing	Direct Clearing	Non Clearing
HELLENIC BANK (INVESTMENTS) LTD				a	a						
31, KYRIAKOY MATSI AVE. NICOSIA	(+35722)-500100	(+35722)-500110									
HSBC BANK PLC									a		
109-111, MESOGION AVE ATHINA	(210)-6961507	(210)-6929310									
INDEX SECURITIES S.A.				a							
6, DRAGATSANIOU STR. ATHINA	(210)-3213920	(210)-3213216									
INVESTMENT BANK OF GREECE S.A.				a		a		a			
32, AIGEIALIAS MAROUSI	(210) 8173000	(210) 8173101									
24B, KIFISSIAS AVE MAROUSI	(210)-8171800	(210)-8171889									
J. CHR. MAVRIKIS SECURITIES S.A.				a							
5, SOPHOCLEOUS STR. ATHINA	(210)-3213949	(210)-3217767									
KAPPA SECURITIES S.A.				a			a				a
15, VALAORITOU STR. ATHINA	(210)-3610371	(210)-3641002									
KYPROU SECURITIES S.A.											a
26, HALKIDONOS & FIDIPIIDOY STR. ATHINA	(210)-8701000	(210)-8701049									
LAIKI FINANCIAL SERVICES LTD				a	a						
26, CLR HOUSE, VIRONOS AVE. NICOSIA	(+35722)-898600	(+35722)-680953									
LEON DEPOLAS SECURITIES S.A.				a		a	a				a
1, CHR. LADA STR. ATHINA	(210)-3213286	(210)-3211618									
MAGNA TRUST SECURITIES S.A.				a							a
9, FIDIOU STR. ATHINA	(210)-3327503	(210)-3327599									
MEGA EQUITY SECURITIES & FINANCIAL SERVICES LTD				a	a		a				
42-44, GRIBA DIGENI AV. NICOSIA	(+35722)-711711	(+35722)-711811									
MERIT SECURITIES S.A.				a		a	a			a	
38, VAS. KONSTANTINOY STR. ATHINA	(210)-3671800	(210)-3671830									
MERRILL LYNCH				a	a						
2, KING EDWARD STREET LONDON	(+4420)-79952000	(+4420)-79954525									
MIDAS BROKERAGE S.A.				a							
5, SOPHOCLEOUS STR. ATHINA	(210)-3253203	(210)-3253205									
N. CHRYSOCHOIDIS STOCK BROKERAGE I.S.S.A.				a			a			a	
7 - 9, SOPHOCLEOUS STR. ATHINA	(210)-3213913	(210)-3216115									
NATIONAL BANK OF GREECE S.A.				a			a		a		
68, AKADIMIAS STR. ATHINA	(210)-3328817	(210)-3328678									
86, AILOU STR. ATHINA	(210)-3341000	(210)-3228187									
NBG SECURITIES S.A.				a		a		a			a
68, AKADIMIAS STR. ATHINA	(210)-3328500	(210)-3328565									
NUNTIUS SECURITIES S.A.				a							a
6, DRAGATSANIOU STR. ATHINA	(210)-3350599	(210)-3254846									
PANTELAKIS SEC. S.A.				a			a				a
109-111, MESOGION AVE. ATHINA	(210)-6965000	(210)-6929550									
PEGASUS BROKERAGE FIRM S.A.				a			a				
17, VALAORITOU STR. ATHINA	(210)-3670700	(210)-3670760									
PIRAEUS BANK S.A.				a		a	a		a		
4, AMERIKIS STR. ATHINA	(210)-3335000	(210)-3335079									
4, AMERIKIS STR ATHINA	(210)-3335918	(210)-3254207									
PIRAEUS SECURITIES S.A.				a				a		a	
10, STADIOU STR. ATHINA	(210)-3354100	(210)-3233814									
PRELIUM SECURITIES & INVESTMENT SERVICES S.A.				a			a				a
, KIFISSIAS AVE & 1 DAVAKI STR ATHINA	(210)-3677000	(210)-6920403									
PROCHOICE SECURITIES LTD				a	a						
57, SPYROY KYPRIANOY NICOSIA	+357-24-661192	+357-24-662464									
SHARELINK SECURITIES & FINANCIAL SERVICES LTD				a	a		a				
6, ELLINAS HOUSE, THEOTOKI STR. NICOSIA	(+35722)-554200	(+35722)-750852									
SOCIETE GENERALE S.A.				a	a		a				
17, COURS VALMY PUTEAUX - LA DEFENSE PARIS	(+33) 142134754	(+33) 142135697									
240-242, KIFISSIAS AVE ATHINA	(210)-6790161	(210)-6728828									
SOLIDUS SECURITIES S.A.				a			a			a	
64, LOUIZIS RIANKOUR STR. ATHINA	(210)-6925500	(210)-6985421									
SSIF ESTINVEST SA FOCSANI										a	
, 9TH REPUBLICII STREET FOCSANI											
ST. EM. LAVRENTAKIS SECURITIES S.A.				a			a				a
7 - 9, SOPHOCLEOUS STR. ATHINA	(210)-3213336	(210)-3246572									

Athex & ATHEXCclear Members List

Member Name	Stock Market			Derivatives Market		ATHEXCclear Member		
	Market Member	Remote Member	Market Maker	Proprietary	Market Maker	General Clearing	Direct Clearing	Non Clearing
THE CYPRUS INVESTMENT AND SECURITIES CORPORATION LIMITED (CISCO)	a	a						
4, EVROU STR. (EUROLIFE HOUSE) NICOSIA (+35722)-881800 (+35722)-881801								
UBS LIMITED	a	a						
1, FINSBURY AVENUE LONDON (+4420)-79013333 (+4420)-79012345								
KARAMANOF SECURITIES & INV. SERVICES S.A.	a			a				
2, SQ. ST THEODORON ATHINA (210)-3212947 (210)-3217088								

List of Stocks under Market Making operations

Securities	Market Maker	Start Market Making	Stock Category
CYPRUS POPULAR BANK (CR)			Suspension Status
	PIRAEUS SECURITIES S.A.	02/02/2013	
VIOHALCO (CB)			Suspension Status
	ALPHA FINANCE INVESTMENT SERVICES S.A.	11/02/2013	
	EUROBANK EQUITIES S.A.	20/01/2013	
	MERIT SECURITIES S.A.	13/12/2012	
ALPHA BANK (CR)			Main Market
	EUROBANK EQUITIES S.A.	24/10/2012	
	HELLENIC AMERICAN SEC. S.A.	25/07/2014	
	INVESTMENT BANK OF GREECE S.A.	08/01/2013	
	MERIT SECURITIES S.A.	03/09/2013	
	NBG SECURITIES S.A.	15/01/2013	
	PIRAEUS SECURITIES S.A.	28/05/2013	
ALUMIL (CR)			Main Market
	BETA SECURITIES S.A.	18/07/2013	
ATTICA BANK S.A. (CR)			Main Market
	BETA SECURITIES S.A.	02/06/2014	
	EUROBANK EQUITIES S.A.	25/07/2014	
	HELLENIC AMERICAN SEC. S.A.	25/07/2014	
BANK OF CYPRUS (CR)			Main Market
	EUROBANK EQUITIES S.A.	23/03/2015	
BYTE COMPUTER SA (CR)			Main Market
	MERIT SECURITIES S.A.	04/08/2013	
CC HBC AG (CR)			Main Market
	EUROBANK EQUITIES S.A.	23/10/2013	
	NBG SECURITIES S.A.	29/04/2013	
ELLAKTOR (CR)			Main Market
	EUROBANK EQUITIES S.A.	01/06/2013	
	INVESTMENT BANK OF GREECE S.A.	02/01/2013	
	NBG SECURITIES S.A.	25/06/2013	
ELTECH ANEMOS S.A. (CR)			Main Market
	EUROBANK EQUITIES S.A.	22/07/2014	
ELTON SA (CR)			Main Market
	BETA SECURITIES S.A.	03/09/2013	
EUROBANK ERGASIAS (CR)			Main Market
	ALPHA FINANCE INVESTMENT SERVICES S.A.	08/01/2013	
	EUROBANK EQUITIES S.A.	01/06/2013	
	HELLENIC AMERICAN SEC. S.A.	25/07/2014	
	INVESTMENT BANK OF GREECE S.A.	08/01/2013	
	PIRAEUS SECURITIES S.A.	28/09/2013	
EUROCONSULTANTS S.A. (CR)			Main Market
	EUROBANK EQUITIES S.A.	22/07/2014	
FOLLI FOLLIE (CR)			Main Market
	NBG SECURITIES S.A.	17/02/2014	
FRIGOGLOSS SA (CR)			Main Market
	EUROBANK EQUITIES S.A.	27/10/2014	
GEK TERNA (CR)			Main Market
	INVESTMENT BANK OF GREECE S.A.	02/01/2013	
GR. SARANTIS SA (CR)			Main Market
	BETA SECURITIES S.A.	14/05/2013	
HELLENIC EXCHANGES-A.S.E. (CR)			Main Market
	EUROBANK EQUITIES S.A.	01/06/2013	
	HELLENIC AMERICAN SEC. S.A.	01/09/2014	
	INVESTMENT BANK OF GREECE S.A.	02/01/2013	
	NBG SECURITIES S.A.	25/06/2013	
INTRALOT (CR)			Main Market
	EUROBANK EQUITIES S.A.	01/06/2013	
	INVESTMENT BANK OF GREECE S.A.	02/01/2013	
	PIRAEUS SECURITIES S.A.	28/09/2013	
KRETA FARM SA (CR)			Main Market
	EUROBANK EQUITIES S.A.	17/11/2014	
LAMDA DEVELOPMENT SA (CR)			Main Market
	EUROBANK EQUITIES S.A.	08/12/2014	
MARFIN INVESTMENT GROUP (CR)			Main Market
	EUROBANK EQUITIES S.A.	23/03/2015	
	HELLENIC AMERICAN SEC. S.A.	25/07/2014	
	PIRAEUS SECURITIES S.A.	02/02/2013	
MLS MULTIMEDIA SA (CR)			Main Market
	BETA SECURITIES S.A.	18/07/2013	

List of Stocks under Market Making operations

Securities	Market Maker	Start Market Making	Stock Category
MOTOR OIL (CR)			Main Market
	EUROBANK EQUITIES S.A.	23/10/2012	
	HELLENIC AMERICAN SEC. S.A.	01/09/2014	
	NBG SECURITIES S.A.	17/02/2014	
MYTILINEOS HOLDINGS (CR)			Main Market
	HELLENIC AMERICAN SEC. S.A.	25/07/2014	
	INVESTMENT BANK OF GREECE S.A.	02/01/2013	
	NBG SECURITIES S.A.	25/06/2013	
NATIONAL BANK (CR)			Main Market
	ALPHA FINANCE INVESTMENT SERVICES S.A.	08/01/2013	
	EUROBANK EQUITIES S.A.	24/10/2012	
	HELLENIC AMERICAN SEC. S.A.	25/07/2014	
	INVESTMENT BANK OF GREECE S.A.	08/01/2013	
	LEON DEPOLAS SECURITIES S.A.	20/04/2015	
	MERIT SECURITIES S.A.	03/09/2013	
	NBG SECURITIES S.A.	28/02/2013	
	PIRAEUS SECURITIES S.A.	08/09/2013	
OPAP (CR)			Main Market
	ALPHA FINANCE INVESTMENT SERVICES S.A.	08/01/2013	
	EUROBANK EQUITIES S.A.	24/10/2012	
	HELLENIC AMERICAN SEC. S.A.	25/07/2014	
	INVESTMENT BANK OF GREECE S.A.	08/01/2013	
	NBG SECURITIES S.A.	15/01/2013	
OTE (CR)			Main Market
	ALPHA FINANCE INVESTMENT SERVICES S.A.	08/01/2013	
	EUROBANK EQUITIES S.A.	24/10/2012	
	HELLENIC AMERICAN SEC. S.A.	25/07/2014	
	INVESTMENT BANK OF GREECE S.A.	08/01/2013	
	LEON DEPOLAS SECURITIES S.A.	20/04/2015	
	NBG SECURITIES S.A.	01/12/2012	
	PIRAEUS SECURITIES S.A.	08/09/2013	
PAPOUTSANIS (CR)			Main Market
	BETA SECURITIES S.A.	25/11/2013	
PETROPOULOS PETROS (CR)			Main Market
	BETA SECURITIES S.A.	28/05/2013	
PIRAEUS BANK (CR)			Main Market
	EUROBANK EQUITIES S.A.	23/10/2012	
	HELLENIC AMERICAN SEC. S.A.	25/07/2014	
	INVESTMENT BANK OF GREECE S.A.	08/01/2013	
	MERIT SECURITIES S.A.	16/09/2013	
	NBG SECURITIES S.A.	02/06/2013	
	PIRAEUS SECURITIES S.A.	16/02/2013	
PLAISIO COMPUTERS SA (CR)			Main Market
	BETA SECURITIES S.A.	05/05/2014	
	EUROBANK EQUITIES S.A.	02/03/2015	
PPC (CR)			Main Market
	ALPHA FINANCE INVESTMENT SERVICES S.A.	08/01/2013	
	EUROBANK EQUITIES S.A.	23/10/2012	
	HELLENIC AMERICAN SEC. S.A.	01/09/2014	
	INVESTMENT BANK OF GREECE S.A.	08/01/2013	
	NBG SECURITIES S.A.	26/03/2013	
	PIRAEUS SECURITIES S.A.	28/09/2013	
PROFILE SA (CR)			Main Market
	EUROBANK EQUITIES S.A.	23/06/2014	
REDS S.A. (CR)			Main Market
	EUROBANK EQUITIES S.A.	05/09/2014	
S.KANAKIS SA (CR)			Main Market
	BETA SECURITIES S.A.	01/10/2013	
TITAN CEMENT (CR)			Main Market
	EUROBANK EQUITIES S.A.	23/10/2012	
	NBG SECURITIES S.A.	17/02/2014	
VIOHALCO SA/NV (CB)			Main Market
	ALPHA FINANCE INVESTMENT SERVICES S.A.	17/02/2014	
	MERIT SECURITIES S.A.	17/03/2014	

Underlying Asset				Derivatives Market														
Price max	Price min	Closing price	change	Delivery Month	Open price	Price max	Price min	Last price	Closing price	Last Bid	Last Ask	Settlement price	Life high	Life low	Trades	Volume	Open Interest	
FTSE/Athex Large Cap				(Trade Unit: 1 Index Point x 5€, Cash Settlement)														
238.84	225.72	238.53	4.51%	May 2015	229.00	241.00	226.00	240.00	240.00	---	---	239.75	241.00	---	1,447	14,274	36,846	
				June 2015	229.50	241.25	218.00	239.50	239.50	---	---	239.25	---	273.00	---	50	1,115	983
				July 2015	---	---	---	---	227.25	---	---	242.00	---	225.00	---	---	---	40
				September 2015	---	---	---	---	227.75	---	---	---	---	---	---	---	---	---
				December 2015	---	---	---	---	228.75	---	---	---	---	---	---	---	---	---
				March 2016	---	---	---	---	229.75	---	---	---	---	---	---	---	---	---

Underlying Asset				Derivatives Market													
Price max	Price min	Closing price	change	Delivery Month	Open price	Price max	Price min	Last price	Closing price	Last Bid	Last Ask	Settlement price	Life high	Life low	Trades	Volume	Open Interest
ALPHA BANK (CR) (Contract Size: 100 Securities, Physical Delivery)																	
0.302	0.260	0.299	11.15%	June 2015	0.260	0.301	0.260	0.299	0.299	---	---	0.293	0.405	---	663	16,728	62,629
				September 2015	0.274	0.303	0.274	0.303	0.303	---	---	0.298	0.403	---	10	2,400	2,720
				December 2015	---	---	---	---	0.273	---	---	---	---	---	---	---	---
				March 2016	---	---	---	---	0.274	---	---	---	---	---	---	---	---
CC HBC AG (CR) (Contract Size: 100 Securities, Physical Delivery)																	
19.45	18.80	19.44	1.94%	June 2015	18.78	19.30	18.78	19.30	19.30	---	---	19.00	19.30	---	9	14	215
				September 2015	---	---	---	---	18.88	---	---	---	---	---	---	---	---
				December 2015	---	---	---	---	18.97	---	---	---	---	---	---	---	---
				March 2016	---	---	---	---	19.07	---	---	---	---	---	---	---	---
CORINTH PIPEWORKS SA (CR) (Contract Size: 100 Securities, Physical Delivery)																	
1.01	0.913	1.01	5.76%	June 2015	0.953	0.953	0.953	0.953	0.953	---	---	0.984	1.11	---	1	5	509
				September 2015	---	---	---	---	0.963	---	---	---	---	---	---	---	---
				December 2015	---	---	---	---	0.968	---	---	---	---	---	---	---	---
				March 2016	---	---	---	---	0.972	---	---	---	---	---	---	---	---
ELLAKTOR (CR) (Contract Size: 100 Securities, Physical Delivery)																	
1.89	1.57	1.83	18.06%	June 2015	1.59	1.85	1.55	1.82	1.82	---	---	1.82	2.26	---	47	182	1,270
				September 2015	---	---	---	---	1.56	---	---	---	---	---	---	---	---
				December 2015	---	---	---	---	1.57	---	---	---	---	---	---	---	---
				March 2016	---	---	---	---	1.58	---	---	---	---	---	---	---	---
EUROBANK ERGASIAS (CR) (Contract Size: 100 Securities, Physical Delivery)																	
0.128	0.114	0.127	8.55%	June 2015	0.113	0.128	0.113	0.126	0.126	---	---	0.126	0.277	---	425	31,266	170,084
				September 2015	0.130	0.130	0.128	0.128	0.128	---	---	0.128	0.176	---	3	2,000	6,000
				December 2015	---	---	---	---	0.119	---	---	---	---	---	---	---	---
				March 2016	---	---	---	---	0.119	---	---	---	---	---	---	---	---
EYDAP S.A. (CR) (Contract Size: 100 Securities, Physical Delivery)																	
4.97	4.70	4.96	5.53%	June 2015	4.61	4.70	4.59	4.70	4.70	---	---	4.69	5.86	---	10	25	636
				September 2015	---	---	---	---	4.31	---	---	---	---	---	---	---	---
				December 2015	---	---	---	---	4.33	---	---	---	---	---	---	---	---
				March 2016	---	---	---	---	4.36	---	---	---	---	---	---	---	---
FOLLI FOLLIE (CR) (Contract Size: 100 Securities, Physical Delivery)																	
24.20	23.30	23.84	-0.25%	June 2015	23.90	24.20	23.50	23.86	23.86	---	---	24.17	28.03	---	45	100	251
				September 2015	---	---	---	---	24.10	---	---	---	---	---	---	---	---
				December 2015	---	---	---	---	24.22	---	---	---	---	---	---	---	---
				March 2016	---	---	---	---	24.34	---	---	---	---	---	---	---	---
FRIGOGLASS SA (CR) (Contract Size: 100 Securities, Physical Delivery)																	
1.61	1.55	1.56	-1.27%	June 2015	1.59	1.61	1.56	1.57	1.57	---	---	1.53	1.83	---	28	58	375
				September 2015	---	---	---	---	1.59	---	---	---	---	---	---	---	---
				December 2015	---	---	---	---	1.60	---	---	---	---	---	---	---	---
				March 2016	---	---	---	---	1.61	---	---	---	---	---	---	---	---

Underlying Asset				Derivatives Market													
Price max	Price min	Closing price	change	Delivery Month	Open price	Price max	Price min	Last price	Closing price	Last Bid	Last Ask	Settlement price	Life high	Life low	Trades	Volume	Open Interest
GEK TERNA (CR)																	
(Contract Size: 100 Securities, Physical Delivery)																	
1.65	1.44	1.64	12.33%	June 2015	1.45	1.65	1.45	1.64	1.64	---	---	1.64	2.73	---	67	326	7,433
				September 2015	---	---	---	---	1.47	---	---	---	---	---	---	---	---
				December 2015	---	---	---	---	1.48	---	---	---	---	---	---	---	---
				March 2016	---	---	---	---	1.49	---	---	---	---	---	---	---	---
GRIVALIA PROPERTIES (CR)																	
(Contract Size: 100 Securities, Physical Delivery)																	
7.35	6.82	7.04	0.00%	June 2015	6.94	7.26	6.90	7.26	7.26	---	---	7.05	7.88	---	12	45	102
				September 2015	---	---	---	---	7.10	---	---	---	---	---	---	---	---
				December 2015	---	---	---	---	7.13	---	---	---	---	---	---	---	---
				March 2016	---	---	---	---	7.17	---	---	---	---	---	---	---	---
HELLENIC EXCHANGES-A.S.E. (CR)																	
(Contract Size: 100 Securities, Physical Delivery)																	
5.39	4.94	5.37	7.40%	June 2015	4.99	5.24	4.80	5.15	5.15	---	---	5.29	6.02	---	116	372	1,576
				September 2015	---	---	---	---	4.95	---	---	5.29	4.86	---	---	---	---
				December 2015	---	---	---	---	4.98	---	---	---	---	---	---	---	---
				March 2016	---	---	---	---	5.00	---	---	---	---	---	---	---	---
HELLENIC PETROLEUM (CR)																	
(Contract Size: 100 Securities, Physical Delivery)																	
4.13	3.73	4.10	7.05%	June 2015	3.76	4.10	3.76	4.10	4.10	---	---	4.08	4.10	---	93	306	4,071
				September 2015	---	---	---	---	3.71	---	---	---	---	---	---	---	---
				December 2015	---	---	---	---	3.73	---	---	---	---	---	---	---	---
				March 2016	---	---	---	---	3.75	---	---	---	---	---	---	---	---
INTRALOT (CR)																	
(Contract Size: 100 Securities, Physical Delivery)																	
1.54	1.48	1.52	1.33%	June 2015	1.52	1.54	1.52	1.54	1.54	---	---	1.51	1.74	---	3	13	318
				September 2015	---	---	---	---	1.51	---	---	---	---	---	---	---	---
				December 2015	---	---	---	---	1.52	---	---	---	---	---	---	---	---
				March 2016	---	---	---	---	1.53	---	---	---	---	---	---	---	---
JUMBO SA (CR)																	
(Contract Size: 100 Securities, Physical Delivery)																	
9.23	8.71	9.11	-1.41%	June 2015	9.09	9.17	8.77	9.17	9.17	---	---	9.03	9.91	---	59	137	377
				September 2015	---	---	---	---	9.32	---	---	---	---	---	---	---	---
				December 2015	---	---	---	---	9.18	---	---	---	---	---	---	---	---
				March 2016	---	---	---	---	9.23	---	---	---	---	---	---	---	---
MARFIN INVESTMENT GROUP (CR)																	
(Contract Size: 100 Securities, Physical Delivery)																	
0.150	0.134	0.150	11.11%	June 2015	0.135	0.149	0.134	0.149	0.149	---	---	0.151	0.232	---	47	643	27,260
				September 2015	---	---	---	---	0.136	---	---	---	---	---	---	---	---
				December 2015	---	---	---	---	0.137	---	---	---	---	---	---	---	---
				March 2016	---	---	---	---	0.137	---	---	---	---	---	---	---	---
METKA (CR)																	
(Contract Size: 100 Securities, Physical Delivery)																	
8.46	8.09	8.36	1.95%	June 2015	7.83	8.07	7.73	8.05	8.05	---	---	8.06	9.02	---	57	156	462
				September 2015	---	---	---	---	7.97	---	---	---	---	---	---	---	---
				December 2015	---	---	---	---	8.01	---	---	---	---	---	---	---	---
				March 2016	---	---	---	---	8.05	---	---	---	---	---	---	---	---

Underlying Asset				Derivatives Market													
Price max	Price min	Closing price	change	Delivery Month	Open price	Price max	Price min	Last price	Closing price	Last Bid	Last Ask	Settlement price	Life high	Life low	Trades	Volume	Open Interest
(Contract Size: 100 Securities, Physical Delivery)																	
7.49	7.07	7.49	5.49%	June 2015	7.11	7.35	7.11	7.35	7.35	---	---	7.40	7.50	---	6	22	209
				September 2015	---	---	---	---	6.96	---	---	---	---	---	---	---	---
				December 2015	---	---	---	---	6.99	---	---	---	---	---	---	---	---
				March 2016	---	---	---	---	7.03	---	---	---	---	---	---	---	---
(Contract Size: 100 Securities, Physical Delivery)																	
6.00	5.56	5.94	5.51%	June 2015	5.64	5.98	5.63	5.94	5.94	---	---	5.90	6.43	---	86	235	3,888
				September 2015	---	---	---	---	5.68	---	---	5.99	5.79	---	---	---	---
				December 2015	---	---	---	---	5.70	---	---	---	---	---	---	---	---
				March 2016	---	---	---	---	5.73	---	---	---	---	---	---	---	---
(Contract Size: 100 Securities, Physical Delivery)																	
1.22	1.08	1.20	8.11%	June 2015	1.11	1.21	1.08	1.19	1.19	---	---	1.18	2.10	---	674	11,404	27,345
				September 2015	1.19	1.19	1.19	1.19	1.19	---	---	1.19	1.44	---	1	1	202
				December 2015	---	---	---	---	1.12	---	---	---	---	---	---	---	---
				March 2016	---	---	---	---	1.13	---	---	---	---	---	---	---	---
(Contract Size: 100 Securities, Physical Delivery)																	
8.10	7.63	8.00	3.23%	June 2015	7.80	8.07	7.68	8.00	8.00	---	---	8.01	9.21	---	154	465	1,283
				September 2015	7.82	7.82	7.82	7.82	7.82	---	---	8.08	9.38	---	1	10	20
				December 2015	---	---	---	---	7.60	---	---	8.10	8.60	---	---	---	---
				March 2016	---	---	---	---	7.64	---	---	---	---	---	---	---	---
(Contract Size: 100 Securities, Physical Delivery)																	
8.08	7.60	7.95	2.18%	June 2015	7.56	8.07	7.56	7.99	7.99	---	---	8.00	10.57	---	267	1,131	6,552
				September 2015	8.06	8.08	8.06	8.06	8.06	---	---	8.05	9.46	---	3	100	100
				December 2015	---	---	---	---	7.88	---	---	---	---	---	---	---	---
				March 2016	---	---	---	---	7.92	---	---	---	---	---	---	---	---
(Contract Size: 100 Securities, Physical Delivery)																	
13.09	12.50	13.08	5.48%	June 2015	12.37	12.99	12.37	12.99	12.99	---	---	12.92	13.90	---	36	59	325
				September 2015	---	---	---	---	12.38	---	---	---	---	---	---	---	---
				December 2015	---	---	---	---	12.44	---	---	---	---	---	---	---	---
				March 2016	---	---	---	---	12.51	---	---	---	---	---	---	---	---
(Contract Size: 100 Securities, Physical Delivery)																	
0.358	0.310	0.355	10.94%	June 2015	0.315	0.360	0.310	0.358	0.358	---	---	0.349	1.00	---	785	20,959	87,071
				September 2015	---	---	---	---	0.323	---	---	0.363	0.733	---	---	---	1,401
				December 2015	---	---	---	---	0.324	---	---	---	---	---	---	---	---
				March 2016	---	---	---	---	0.326	---	---	---	---	---	---	---	---
(Contract Size: 100 Securities, Physical Delivery)																	
5.49	4.90	5.45	9.66%	June 2015	4.97	5.47	4.95	5.45	5.45	---	---	5.41	8.06	---	206	882	3,214
				September 2015	---	---	---	---	4.98	---	---	5.43	4.76	---	---	---	---
				December 2015	---	---	---	---	5.01	---	---	---	---	---	---	---	---
				March 2016	---	---	---	---	5.03	---	---	---	---	---	---	---	---

Underlying Asset				Derivatives Market													
Price max	Price min	Closing price	change	Delivery Month	Open price	Price max	Price min	Last price	Closing price	Last Bid	Last Ask	Settlement price	Life high	Life low	Trades	Volume	Open Interest
SIDENOR (CR)				(Contract Size: 100 Securities, Physical Delivery)													
0.530	0.492	0.526	5.20%	June 2015	0.506	0.548	0.505	0.525	0.525	---	---	0.546	0.616	---	25	125	817
				September 2015	---	---	---	---	0.504	---	---	---	---	---	---	---	---
				December 2015	---	---	---	---	0.507	---	---	---	---	---	---	---	---
				March 2016	---	---	---	---	0.509	---	---	---	---	---	---	---	---
TERNA ENERGY (CR)				(Contract Size: 100 Securities, Physical Delivery)													
2.44	2.31	2.42	2.98%	June 2015	2.39	2.42	2.35	2.42	2.42	---	---	2.47	3.15	---	23	59	1,270
				September 2015	---	---	---	---	2.31	---	---	---	---	---	---	---	---
				December 2015	---	---	---	---	2.32	---	---	---	---	---	---	---	---
				March 2016	---	---	---	---	2.33	---	---	---	---	---	---	---	---
TITAN CEMENT (CR)				(Contract Size: 100 Securities, Physical Delivery)													
23.50	21.91	22.78	1.20%	June 2015	22.30	23.41	22.00	22.82	22.82	---	---	22.81	23.41	---	52	103	170
				September 2015	---	---	---	---	22.59	---	---	---	---	---	---	---	---
				December 2015	---	---	---	---	22.71	---	---	---	---	---	---	---	---
				March 2016	---	---	---	---	22.82	---	---	---	---	---	---	---	---
VIOHALCO SA/NV (CB)				(Contract Size: 100 Securities, Physical Delivery)													
2.90	2.71	2.86	5.15%	June 2015	2.75	2.90	2.75	2.90	2.90	---	---	2.84	3.20	---	26	135	375
				September 2015	---	---	---	---	2.74	---	---	---	---	---	---	---	---
				December 2015	---	---	---	---	2.76	---	---	---	---	---	---	---	---
				March 2016	---	---	---	---	2.77	---	---	---	---	---	---	---	---

FTSE/Athex Large Cap

(Trade Unit: 1 Index Point x 5€ - Exercise Style: European, Cash Settlement)

Exercise Price	Call Options														Put Options														Exercise Price					
	May 2015							June 2015							Other Months		May 2015							June 2015							Other Months			
	Open price	Price max	Price min	Last price	Closing price	Volume	Open Interest	Open price	Price max	Price min	Last price	Closing price	Volume	Open Interest	Volume	Open Interest	Open price	Price max	Price min	Last price	Closing price	Volume	Open Interest	Open price	Price max	Price min	Last price	Closing price		Volume	Open Interest	Volume	Open Interest	
180	-	-	-	-	-	-	-	0.00	0.00	0.00	-	51.00	-	24			-	-	-	-	-	-	-	0.00	0.00	0.00	-	3.50	-	-			180	
190	-	-	-	-	-	-	-	-	-	-	-	-	-	-	-	-	-	-	-	-	-	-	-	-	-	-	-	-	-	-	-			190
195	-	-	-	-	-	-	-	-	-	-	-	-	-	-	-	-	-	-	-	-	-	-	-	-	-	-	-	-	-	-	-			195
200	0.00	0.00	0.00	-	32.25	-	-	0.00	0.00	0.00	-	36.00	-	-			0.00	0.00	0.00	-	2.70	-	1	0.00	0.00	0.00	-	8.40	-	-			200	
205	0.00	0.00	0.00	-	28.25	-	16	0.00	0.00	0.00	-	32.75	-	-			0.00	0.00	0.00	-	3.70	-	10	0.00	0.00	0.00	-	10.00	-	-			205	
210	0.00	0.00	0.00	-	24.50	-	46	0.00	0.00	0.00	-	29.75	-	-			0.00	0.00	4.00	4.00	4.00	1	5	0.00	0.00	0.00	-	12.00	-	-			210	
215	0.00	0.00	0.00	-	21.00	-	-	0.00	0.00	0.00	-	26.75	-	-			0.00	0.00	0.00	-	6.60	-	5	0.00	0.00	0.00	-	14.00	-	-			215	
220	0.00	0.00	0.00	-	18.00	-	52	33.75	33.75	33.75	33.75	33.75	50	20			0.00	0.00	6.00	6.00	6.00	3	75	0.00	0.00	0.00	-	16.50	-	-			220	
225	22.00	22.00	22.00	22.00	22.00	1	10	26.50	29.75	26.00	29.75	29.75	400	685			22.00	22.00	0.00	-	10.75	-	-	0.00	0.00	0.00	-	19.00	-	-			225	
230	12.50	18.00	11.50	18.00	18.00	229	559	24.25	24.25	24.25	24.25	24.25	100	101			12.50	18.00	9.00	9.00	9.00	2	4	0.00	0.00	0.00	-	21.75	-	-			230	
235	12.50	15.75	11.50	14.00	14.00	133	25	0.00	0.00	0.00	-	17.25	-	-			12.50	15.75	0.00	-	16.00	-	2	0.00	0.00	0.00	-	24.50	-	-			235	
240	8.50	13.00	8.50	13.00	13.00	104	65	19.00	19.00	19.00	19.00	19.00	100	100			8.50	13.00	14.50	14.50	14.50	1	1	0.00	0.00	0.00	-	27.50	-	-			240	
245	0.00	0.00	0.00	-	7.00	-	350	0.00	0.00	0.00	-	13.75	-	-			0.00	0.00	0.00	-	22.50	-	-	0.00	0.00	0.00	-	30.75	-	-			245	
250	8.00	8.50	8.00	8.50	8.50	62	162	16.00	16.00	16.00	16.00	16.00	100	80			8.00	8.50	0.00	-	26.25	-	-	0.00	0.00	0.00	-	34.25	-	-			250	
255	0.00	0.00	0.00	-	4.50	-	-	0.00	0.00	0.00	-	10.75	-	290			0.00	0.00	0.00	-	30.00	-	5	0.00	0.00	0.00	-	37.75	-	-			255	
260	0.00	0.00	0.00	-	3.60	-	-	11.50	11.50	11.50	11.50	11.50	10	10			0.00	0.00	0.00	-	34.00	-	-	0.00	0.00	0.00	-	41.50	-	-			260	
265	0.00	0.00	0.00	-	2.80	-	-	0.00	0.00	0.00	-	8.30	-	-			0.00	0.00	0.00	-	38.25	-	-	0.00	0.00	0.00	-	45.50	-	-			265	
270	0.00	0.00	0.00	-	2.20	-	-	0.00	0.00	0.00	-	7.20	-	-			0.00	0.00	0.00	-	42.75	-	-	0.00	0.00	0.00	-	49.25	-	-			270	
275	0.00	0.00	0.00	-	1.70	-	-	0.00	0.00	0.00	-	6.30	-	-			0.00	0.00	0.00	-	47.25	-	-	0.00	0.00	0.00	-	53.50	-	-			275	
280	0.00	0.00	0.00	-	1.30	-	-	0.00	0.00	0.00	-	5.50	-	-			0.00	0.00	0.00	-	51.50	-	-	0.00	0.00	0.00	-	57.50	-	-			280	
285	0.00	0.00	0.00	-	0.99	-	-	0.00	0.00	0.00	-	4.80	-	-			0.00	0.00	0.00	-	56.50	-	-	0.00	0.00	0.00	-	62.00	-	-			285	
290	0.00	0.00	0.00	-	0.75	-	-	0.00	0.00	0.00	-	4.20	-	-			0.00	0.00	0.00	-	61.00	-	5	0.00	0.00	0.00	-	66.00	-	-			290	
295	-	-	-	-	-	-	-	0.00	0.00	0.00	-	3.60	-	-			-	-	-	-	-	-	-	0.00	0.00	0.00	-	70.50	-	-			295	
300	-	-	-	-	-	-	-	0.00	0.00	0.00	-	3.10	-	-			-	-	-	-	-	-	-	0.00	0.00	0.00	-	75.00	-	-			300	
305	-	-	-	-	-	-	-	0.00	0.00	0.00	-	2.70	-	-			-	-	-	-	-	-	-	0.00	0.00	0.00	-	79.50	-	-			305	
310	-	-	-	-	-	-	-	0.00	0.00	0.00	-	2.30	-	-			-	-	-	-	-	-	-	0.00	0.00	0.00	-	84.50	-	-			310	
315	-	-	-	-	-	-	-	0.00	0.00	0.00	-	2.00	-	-			-	-	-	-	-	-	-	0.00	0.00	0.00	-	89.00	-	-			315	
320	-	-	-	-	-	-	-	0.00	0.00	0.00	-	1.70	-	-			-	-	-	-	-	-	-	0.00	0.00	0.00	-	93.50	-	-			320	
325	-	-	-	-	-	-	-	0.00	0.00	0.00	-	1.50	-	-			-	-	-	-	-	-	-	0.00	0.00	0.00	-	98.50	-	-			325	
330	-	-	-	-	-	-	-	0.00	0.00	0.00	-	1.30	-	-			-	-	-	-	-	-	-	0.00	0.00	0.00	-	103.00	-	-			330	
335	-	-	-	-	-	-	-	0.00	0.00	0.00	-	1.10	-	-			-	-	-	-	-	-	-	0.00	0.00	0.00	-	108.00	-	-			335	
340	-	-	-	-	-	-	-	0.00	0.00	0.00	-	0.94	-	-			-	-	-	-	-	-	-	0.00	0.00	0.00	-	113.00	-	-			340	
345	-	-	-	-	-	-	-	0.00	0.00	0.00	-	0.81	-	-			-	-	-	-	-	-	-	0.00	0.00	0.00	-	118.00	-	-			345	
350	-	-	-	-	-	-	-	0.00	0.00	0.00	-	0.69	-	-			-	-	-	-	-	-	-	0.00	0.00	0.00	-	123.00	-	-			350	
355	-	-	-	-	-	-	-	0.00	0.00	0.00	-	0.59	-	-			-	-	-	-	-	-	-	0.00	0.00	0.00	-	127.00	-	-			355	
360	-	-	-	-	-	-	-	0.00	0.00	0.00	-	0.50	-	-			-	-	-	-	-	-	-	0.00	0.00	0.00	-	132.00	-	-			360	

FTSE/Athex Large Cap

(Trade Unit: 1 Index Point x 5€ - Exercise Style: European, Cash Settlement)

Exercise Price	Call Options														Put Options														Exercise Price									
	May 2015							June 2015							Other Months		May 2015							June 2015							Other Months							
	Open price	Price max	Price min	Last price	Closing price	Volume	Open Interest	Open price	Price max	Price min	Last price	Closing price	Volume	Open Interest	Volume	Open Interest	Open price	Price max	Price min	Last price	Closing price	Volume	Open Interest	Open price	Price max	Price min	Last price	Closing price		Volume	Open Interest	Volume	Open Interest					
365	-	-	-	-	-	-	-	0.00	0.00	0.00	-	0.43	-	-	-	-	-	-	-	-	-	-	-	0.00	0.00	0.00	-	137.00	-	-	-	-	365					
370	-	-	-	-	-	-	-	0.00	0.00	0.00	-	0.37	-	-	-	-	-	-	-	-	-	-	-	0.00	0.00	0.00	-	142.00	-	-	-	-	370					
375	-	-	-	-	-	-	-	0.00	0.00	0.00	-	0.31	-	-	-	-	-	-	-	-	-	-	-	0.00	0.00	0.00	-	147.00	-	-	-	-	375					
380	-	-	-	-	-	-	-	0.00	0.00	0.00	-	0.26	-	-	-	-	-	-	-	-	-	-	-	0.00	0.00	0.00	-	152.00	-	-	-	-	380					
385	-	-	-	-	-	-	-	0.00	0.00	0.00	-	0.22	-	-	-	-	-	-	-	-	-	-	-	0.00	0.00	0.00	-	157.00	-	-	-	-	385					
390	-	-	-	-	-	-	-	0.00	0.00	0.00	-	0.19	-	-	-	-	-	-	-	-	-	-	-	0.00	0.00	0.00	-	162.00	-	-	-	-	390					
395	-	-	-	-	-	-	-	0.00	0.00	0.00	-	0.16	-	-	-	-	-	-	-	-	-	-	-	0.00	0.00	0.00	-	167.00	-	-	-	-	395					
400	-	-	-	-	-	-	-	0.00	0.00	0.00	-	0.14	-	-	-	-	-	-	-	-	-	-	-	0.00	0.00	0.00	-	172.00	-	-	-	-	400					
405	-	-	-	-	-	-	-	0.00	0.00	0.00	-	0.12	-	-	-	-	-	-	-	-	-	-	-	0.00	0.00	0.00	-	177.00	-	-	-	-	405					
410	-	-	-	-	-	-	-	0.00	0.00	0.00	-	0.10	-	-	-	-	-	-	-	-	-	-	-	0.00	0.00	0.00	-	182.00	-	-	-	-	410					
415	-	-	-	-	-	-	-	0.00	0.00	0.00	-	0.08	-	-	-	-	-	-	-	-	-	-	-	0.00	0.00	0.00	-	187.00	-	-	-	-	415					
420	-	-	-	-	-	-	-	0.00	0.00	0.00	-	0.07	-	-	-	-	-	-	-	-	-	-	-	0.00	0.00	0.00	-	192.00	-	-	-	-	420					
425	-	-	-	-	-	-	-	0.00	0.00	0.00	-	0.06	-	-	-	-	-	-	-	-	-	-	-	0.00	0.00	0.00	-	197.00	-	-	-	-	425					
430	-	-	-	-	-	-	-	0.00	0.00	0.00	-	0.05	-	-	-	-	-	-	-	-	-	-	-	0.00	0.00	0.00	-	202.00	-	-	-	-	430					
435	-	-	-	-	-	-	-	0.00	0.00	0.00	-	0.04	-	-	-	-	-	-	-	-	-	-	-	0.00	0.00	0.00	-	207.00	-	-	-	-	435					
440	-	-	-	-	-	-	-	0.00	0.00	0.00	-	0.04	-	-	-	-	-	-	-	-	-	-	-	0.00	0.00	0.00	-	212.00	-	-	-	-	440					
445	-	-	-	-	-	-	-	0.00	0.00	0.00	-	0.03	-	-	-	-	-	-	-	-	-	-	-	0.00	0.00	0.00	-	217.00	-	-	-	-	445					
450	-	-	-	-	-	-	-	0.00	0.00	0.00	-	0.03	-	-	-	-	-	-	-	-	-	-	-	0.00	0.00	0.00	-	222.00	-	24	-	-	450					
Totals:						529	1,285						760	1,310	0	0															7	113			0	24	0	0
Number of Trades:						41							26		0																7				0		0	

ALPHA BANK (CR)

(Contract Size: 100 Securities, Exercise Style: American, Physical Delivery)

Call Options																Put Options																	
Exercise Price	May 2015							June 2015							Other Months		May 2015							June 2015							Other Months		Exercise Price
	Open price	Price max	Price min	Last price	Closing price	Volume	Open Interest	Open price	Price max	Price min	Last price	Closing price	Volume	Open Interest	Volume	Open Interest	Open price	Price max	Price min	Last price	Closing price	Volume	Open Interest	Open price	Price max	Price min	Last price	Closing price	Volume	Open Interest	Volume	Open Interest	
0.100	0.000	0.000	0.000		0.169	-	-	0.000	0.000	0.000		0.169	-	-			0.000	0.000	0.000		0.001	-	-	0.000	0.000	0.000		0.001	-	-			0.001
0.200	0.000	0.000	0.000		0.072	-	-	0.000	0.000	0.000		0.080	-	-			0.000	0.000	0.000		0.002	-	-	0.000	0.000	0.000		0.010	-	-			0.002
0.300	0.000	0.000	0.000		0.013	-	-	0.000	0.000	0.000		0.028	-	-			0.000	0.000	0.000		0.044	-	-	0.000	0.000	0.000		0.058	-	-			0.003
0.400	0.000	0.000	0.000		0.001	-	-	0.000	0.000	0.000		0.009	-	-			0.000	0.000	0.000		0.132	-	-	0.000	0.000	0.000		0.139	-	-			0.004
0.500	0.000	0.000	0.000		0.001	-	-	0.000	0.000	0.000		0.003	-	-			0.000	0.000	0.000		0.231	-	-	0.000	0.000	0.000		0.233	-	-			0.005
0.600	0.000	0.000	0.000		0.001	-	-	0.000	0.000	0.000		0.001	-	-			0.000	0.000	0.000		0.331	-	-	0.000	0.000	0.000		0.331	-	-			0.006
0.700	0.000	0.000	0.000		0.002	-	-	0.000	0.000	0.000		0.001	-	-			0.000	0.000	0.000		0.431	-	-	0.000	0.000	0.000		0.431	-	-			0.007
0.800	0.000	0.000	0.000		0.001	-	-	0.000	0.000	0.000		0.001	-	-			0.000	0.000	0.000		0.531	-	-	0.000	0.000	0.000		0.531	-	-			0.008
0.900						-	-	0.000	0.000	0.000		0.001	-	-								-	-	0.000	0.000	0.000		0.631	-	-			0.009
1.000						-	-	0.000	0.000	0.000		0.001	-	-								-	-	0.000	0.000	0.000		0.731	-	-			0.010
1.100						-	-	0.000	0.000	0.000		0.001	-	-								-	-	0.000	0.000	0.000		0.831	-	-			0.011
Totals:						0	0							0	0	0	0							0	0	0	0			0	0		
Number of Trades:						0							0	0	0							0.00							0	0			

NATIONAL BANK (CR)

(Contract Size: 100 Securities, Exercise Style: American, Physical Delivery)

Call Options																Put Options																		
Exercise Price	May 2015							June 2015							Other Months		May 2015							June 2015							Other Months		Exercise Price	
	Open price	Price max	Price min	Last price	Closing price	Volume	Open Interest	Open price	Price max	Price min	Last price	Closing price	Volume	Open Interest	Volume	Open Interest	Open price	Price max	Price min	Last price	Closing price	Volume	Open Interest	Open price	Price max	Price min	Last price	Closing price	Volume	Open Interest	Volume	Open Interest		
0.600						-	-	0.000	0.000	0.000		0.518	-	-								-	-	0.000	0.000	0.000		0.006	-	-			0.006	
0.700	0.000	0.000	0.000		0.412	-	-	0.000	0.000	0.000		0.429	-	-			0.000	0.000	0.000		0.001	-	-	0.000	0.000	0.000		0.016	-	-			0.007	
0.800	0.000	0.000	0.000		0.318	-	-	0.000	0.000	0.000		0.347	-	-			0.000	0.000	0.000		0.007	-	-	0.000	0.000	0.000		0.035	-	-			0.008	
0.900	0.000	0.000	0.000		0.233	-	-	0.000	0.000	0.000		0.277	-	-			0.000	0.000	0.000		0.022	-	-	0.000	0.000	0.000		0.064	-	-			0.009	
1.000	0.000	0.000	0.000		0.161	-	100	0.000	0.000	0.000		0.217	-	-			0.000	0.000	0.000		0.050	-	-	0.000	0.000	0.000		0.104	-	-			0.010	
1.100	0.000	0.000	0.000		0.106	-	-	0.000	0.000	0.000		0.169	-	-			0.000	0.000	0.000		0.094	-	-	0.000	0.000	0.000		0.156	-	-			0.011	
1.200	0.000	0.000	0.000		0.066	-	-	0.000	0.000	0.000		0.130	-	-			0.000	0.000	0.000		0.155	-	-	0.000	0.000	0.000		0.217	-	-			0.012	
1.300	0.000	0.000	0.000		0.040	-	-	0.000	0.000	0.000		0.100	-	-			0.000	0.000	0.000		0.228	-	-	0.000	0.000	0.000		0.286	-	-			0.013	
1.400	0.000	0.000	0.000		0.023	-	-	0.000	0.000	0.000		0.075	-	-			0.000	0.000	0.000		0.312	-	-	0.000	0.000	0.000		0.361	-	-			0.014	
1.500	0.000	0.000	0.000		0.013	-	-	0.000	0.000	0.000		0.056	-	-			0.000	0.000	0.000		0.401	-	-	0.000	0.000	0.000		0.442	-	-			0.015	
1.600	0.000	0.000	0.000		0.007	-	-	0.000	0.000	0.000		0.043	-	-			0.000	0.000	0.000		0.496	-	-	0.000	0.000	0.000		0.529	-	-			0.016	
1.700	0.000	0.000	0.000		0.004	-	-	0.000	0.000	0.000		0.031	-	-			0.000	0.000	0.000		0.593	-	-	0.000	0.000	0.000		0.617	-	-			0.017	
1.800	0.000	0.000	0.000		0.002	-	-	0.000	0.000	0.000		0.024	-	-			0.000	0.000	0.000		0.691	-	-	0.000	0.000	0.000		0.710	-	-			0.018	
1.900	0.000	0.000	0.000		0.001	-	-	0.000	0.000	0.000		0.017	-	-			0.000	0.000	0.000		0.790	-	-	0.000	0.000	0.000		0.804	-	-			0.019	
2.000						-	-	0.000	0.000	0.000		0.013	-	-								-	-	0.000	0.000	0.000		0.900	-	-			0.020	
2.200						-	-	0.000	0.000	0.000		0.007	-	-								-	-	0.000	0.000	0.000		1.09	-	-			0.022	
2.400						-	-	0.000	0.000	0.000		0.004	-	-								-	-	0.000	0.000	0.000		1.29	-	-			0.024	
2.600						-	-	0.000	0.000	0.000		0.002	-	-								-	-	0.000	0.000	0.000		1.49	-	-			0.026	
2.800						-	-	0.000	0.000	0.000		0.001	-	-								-	-	0.000	0.000	0.000		1.69	-	-			0.028	
3.000						-	-	0.000	0.000	0.000		0.001	-	-								-	-	0.000	0.000	0.000		1.89	-	-			0.030	
3.200						-	-	0.000	0.000	0.000		0.001	-	-								-	-	0.000	0.000	0.000		2.09	-	-			0.032	
3.400						-	-	0.000	0.000	0.000		0.001	-	-								-	-	0.000	0.000	0.000		2.29	-	-			0.034	
3.600						-	-	0.000	0.000	0.000		0.001	-	-								-	-	0.000	0.000	0.000		2.49	-	-			0.036	
Totals:						0	100					0	0	0	0						0	0					0	855	0	0				
Number of Trades:						0						0		0								0.00					0			0				

OPAP (CR)

(Contract Size: 100 Securities, Exercise Style: American, Physical Delivery)

Call Options																Put Options																																																			
Exercise Price	May 2015							June 2015							Other Months		May 2015							June 2015					Other Months		Exercise Price																																				
	Open price	Price max	Price min	Last price	Closing price	Volume	Open Interest	Open price	Price max	Price min	Last price	Closing price	Volume	Open Interest	Volume	Open Interest	Open price	Price max	Price min	Last price	Closing price	Volume	Open Interest	Open price	Price max	Price min	Last price	Closing price	Volume	Open Interest		Volume	Open Interest																																		
6.000						-	-	0.000	0.000	0.000		1.86	-	-																			0.000	0.000	0.000		0.199	-	-																												
6.400						-	-	0.000	0.000	0.000		1.54	-	-																					0.000	0.000	0.000		0.310	-	-																										
6.800	0.000	0.000	0.000		1.07	-	-	0.000	0.000	0.000		1.26	-	-																					0.000	0.000	0.000		0.108	-	-	0.000	0.000	0.000		0.454	-	-																			
7.200	0.000	0.000	0.000		0.774	-	-	0.000	0.000	0.000		1.01	-	-																					0.000	0.000	0.000		0.216	-	40	0.000	0.000	0.000		0.632	-	-																			
7.600	0.000	0.000	0.000		0.537	-	-	0.000	0.000	0.000		0.805	-	-																					0.000	0.000	0.000		0.378	-	-	0.000	0.000	0.000		0.843	-	-																			
8.000	0.000	0.000	0.000		0.353	-	-	0.000	0.000	0.000		0.634	-	-																					0.000	0.000	0.000		0.595	-	-	0.000	0.000	0.000		1.08	-	-																			
8.400	0.000	0.000	0.000		0.220	-	5	0.000	0.000	0.000		0.495	-	-																					0.000	0.000	0.000		0.861	-	-	0.000	0.000	0.000		1.35	-	-																			
8.800	0.000	0.000	0.000		0.131	-	5	0.000	0.000	0.000		0.383	-	-																					0.000	0.000	0.000		1.17	-	5	0.000	0.000	0.000		1.65	-	-																			
9.200	0.000	0.000	0.000		0.075	-	-	0.000	0.000	0.000		0.294	-	-																					0.000	0.000	0.000		1.52	-	-	0.000	0.000	0.000		1.96	-	-																			
9.600	0.000	0.000	0.000		0.041	-	-	0.000	0.000	0.000		0.225	-	-																					0.000	0.000	0.000		1.88	-	-	0.000	0.000	0.000		2.30	-	-																			
10.000	0.000	0.000	0.000		0.022	-	-	0.000	0.000	0.000		0.171	-	-																					0.000	0.000	0.000		2.27	-	-	0.000	0.000	0.000		2.64	-	-																			
11.000						-	-	0.000	0.000	0.000		0.084	-	-																					0.000	0.000	0.000		3.56	-	-																										
12.000						-	-	0.000	0.000	0.000		0.041	-	-																					0.000	0.000	0.000		4.51	-	-																										
13.000						-	-	0.000	0.000	0.000		0.019	-	-																					0.000	0.000	0.000		5.49	-	-																										
14.000						-	-	0.000	0.000	0.000		0.009	-	-																					0.000	0.000	0.000		6.48	-	-																										
15.000						-	-	0.000	0.000	0.000		0.004	-	-																					0.000	0.000	0.000		7.48	-	-																										
16.000						-	-	0.000	0.000	0.000		0.002	-	-																					0.000	0.000	0.000		8.47	-	-																										
17.000						-	-	0.000	0.000	0.000		0.001	-	-																					0.000	0.000	0.000		9.47	-	-																										
18.000						-	-	0.000	0.000	0.000		0.004	-	-																					0.000	0.000	0.000		10.47	-	-																										
Totals:						0	10						0	0																										0	45												0	0													
Number of Trades:							0						0	0																												0.00													0	0											

OTE (CR)

(Contract Size: 100 Securities, Exercise Style: American, Physical Delivery)

Exercise Price	Call Options														Put Options																				
	May 2015							June 2015							Other Months		May 2015							June 2015							Other Months		Exercise Price		
	Open price	Price max	Price min	Last price	Closing price	Volume	Open Interest	Open price	Price max	Price min	Last price	Closing price	Volume	Open Interest	Volume	Open Interest	Open price	Price max	Price min	Last price	Closing price	Volume	Open Interest	Open price	Price max	Price min	Last price	Closing price	Volume	Open Interest	Volume	Open Interest			
6.000	0.000	0.000	0.000		1.80	-	-																												
6.400	0.000	0.000	0.000		1.43	-	-	0.000	0.000	0.000		1.61	-	-			0.000	0.000	0.000		0.043	-	-	0.000	0.000	0.000		0.206	-	-				0.064	
6.800	0.000	0.000	0.000		1.09	-	-	0.000	0.000	0.000		1.32	-	-			0.000	0.000	0.000		0.102	-	-	0.000	0.000	0.000		0.319	-	-				0.068	
7.200	0.000	0.000	0.000		0.792	-	-	0.000	0.000	0.000		1.07	-	-			0.000	0.000	0.000		0.204	-	-	0.000	0.000	0.000		0.470	-	-				0.072	
7.600	0.000	0.000	0.000		0.551	-	-	0.000	0.000	0.000		0.861	-	-			0.000	0.000	0.000		0.363	-	-	0.000	0.000	0.000		0.659	-	-				0.076	
8.000	0.000	0.000	0.000		0.364	-	-	0.000	0.000	0.000		0.681	-	-			0.000	0.000	0.000		0.575	-	-	0.000	0.000	0.000		0.878	-	-				0.080	
8.400	0.000	0.000	0.000		0.228	-	-	0.000	0.000	0.000		0.528	-	-			0.000	0.000	0.000		0.839	-	-	0.000	0.000	0.000		1.12	-	-				0.084	
8.800	0.000	0.000	0.000		0.135	-	-	0.000	0.000	0.000		0.410	-	-			0.000	0.000	0.000		1.15	-	-	0.000	0.000	0.000		1.41	-	-				0.088	
9.200	0.000	0.000	0.000		0.077	-	-	0.000	0.000	0.000		0.314	-	-			0.000	0.000	0.000		1.49	-	-	0.000	0.000	0.000		1.71	-	-				0.092	
9.600	0.000	0.000	0.000		0.042	-	-	0.000	0.000	0.000		0.233	-	-			0.000	0.000	0.000		1.85	-	-	0.000	0.000	0.000		2.03	-	-				0.096	
10.000	0.000	0.000	0.000		0.022	-	-	0.000	0.000	0.000		0.179	-	-			0.000	0.000	0.000		2.24	-	-	0.000	0.000	0.000		2.38	-	-				0.100	
11.000						-	-	0.000	0.000	0.000		0.081	-	-								-	-	0.000	0.000	0.000		3.28	-	-				0.110	
12.000						-	-	0.000	0.000	0.000		0.038	-	-								-	-	0.000	0.000	0.000		4.24	-	-				0.120	
13.000						-	-	0.000	0.000	0.000		0.017	-	-								-	-	0.000	0.000	0.000		5.22	-	-				0.130	
14.000						-	-	0.000	0.000	0.000		0.007	-	-								-	-	0.000	0.000	0.000		6.22	-	-				0.140	
15.000						-	-	0.000	0.000	0.000		0.003	-	-								-	-	0.000	0.000	0.000		7.22	-	-				0.150	
16.000						-	-	0.000	0.000	0.000		0.001	-	-								-	-	0.000	0.000	0.000		8.22	-	-				0.160	
Totals:						0	0					0	0		0	0					0	0					0	0		0	0		0		
Number of Trades:						0						0			0						0.00						0			0			0		

PIRAEUS BANK (CR)

(Contract Size: 100 Securities, Exercise Style: American, Physical Delivery)

Call Options														Put Options																			
Exercise Price	May 2015						June 2015						Other Months		May 2015						June 2015						Other Months		Exercise Price				
	Open price	Price max	Price min	Last price	Closing price	Volume	Open Interest	Open price	Price max	Price min	Last price	Closing price	Volume	Open Interest	Volume	Open Interest	Open price	Price max	Price min	Last price	Closing price	Volume	Open Interest	Open price	Price max	Price min	Last price	Closing price		Volume	Open Interest	Volume	Open Interest
0.100	0.000	0.000	0.000		0.220	-	-	0.000	0.000	0.000		0.220	-	-			0.000	0.000	0.000		0.001	-	-	0.000	0.000	0.000		0.001	-	-			0.001
0.200	0.000	0.000	0.000		0.121	-	-	0.000	0.000	0.000		0.125	-	-			0.000	0.000	0.000		0.004	-	-	0.000	0.000	0.000		0.004	-	-			0.002
0.300	0.000	0.000	0.000		0.039	-	-	0.000	0.000	0.000		0.057	-	-			0.000	0.000	0.000		0.019	-	-	0.000	0.000	0.000		0.036	-	-			0.003
0.400	0.015	0.015	0.015	0.015	0.015	50	-	0.000	0.000	0.000		0.022	-	-			0.000	0.000	0.000		0.087	-	-	0.000	0.000	0.000		0.101	-	-			0.004
0.500	0.000	0.000	0.000		0.001	-	-	0.000	0.000	0.000		0.008	-	-			0.000	0.000	0.000		0.181	-	-	0.000	0.000	0.000		0.187	-	-			0.005
0.600	0.000	0.000	0.000		0.001	-	-	0.000	0.000	0.000		0.003	-	-			0.000	0.000	0.000		0.280	-	-	0.000	0.000	0.000		0.282	-	-			0.006
0.700	0.000	0.000	0.000		0.001	-	-	0.000	0.000	0.000		0.001	-	-			0.000	0.000	0.000		0.380	-	-	0.000	0.000	0.000		0.380	-	-			0.007
0.800	0.000	0.000	0.000		0.002	-	-	0.000	0.000	0.000		0.001	-	-			0.000	0.000	0.000		0.480	-	-	0.000	0.000	0.000		0.480	-	-			0.008
0.900	0.000	0.000	0.000		0.001	-	-	0.000	0.000	0.000		0.001	-	-			0.000	0.000	0.000		0.580	-	-	0.000	0.000	0.000		0.580	-	-			0.009
1.000	0.000	0.000	0.000		0.001	-	-	0.000	0.000	0.000		0.001	-	-			0.000	0.000	0.000		0.680	-	-	0.000	0.000	0.000		0.680	-	-			0.010
1.100						-	-	0.000	0.000	0.000		0.001	-	-								-	-	0.000	0.000	0.000		0.780	-	-			0.011
1.200						-	-	0.000	0.000	0.000		0.001	-	-								-	-	0.000	0.000	0.000		0.880	-	-			0.012
1.300						-	-	0.000	0.000	0.000		0.001	-	-								-	-	0.000	0.000	0.000		0.980	-	-			0.013
1.400						-	-	0.000	0.000	0.000		0.001	-	-								-	-	0.000	0.000	0.000		1.08	-	-			0.014
1.500						-	-	0.000	0.000	0.000		0.001	-	-								-	-	0.000	0.000	0.000		1.18	-	-			0.015
1.600						-	-	0.000	0.000	0.000		0.001	-	-								-	-	0.000	0.000	0.000		1.28	-	-			0.016
1.700						-	-	0.000	0.000	0.000		0.001	-	-								-	-	0.000	0.000	0.000		1.38	-	-			0.017
1.800						-	-	0.000	0.000	0.000		0.001	-	-								-	-	0.000	0.000	0.000		1.48	-	-			0.018
1.900						-	-	0.000	0.000	0.000		0.001	-	-								-	-	0.000	0.000	0.000		1.58	-	-			0.019
2.000						-	-	0.000	0.000	0.000		0.001	-	-								-	-	0.000	0.000	0.000		1.68	-	-			0.020
2.200						-	-	0.000	0.000	0.000		0.002	-	-								-	-	0.000	0.000	0.000		1.88	-	-			0.022
2.400						-	-	0.000	0.000	0.000		0.001	-	-								-	-	0.000	0.000	0.000		2.08	-	-			0.024
Totals:						50	0					0	0	0	0							50	0					0	0	0	0		
Number of Trades:						1						0		0								0.00						0		0			

PPC (CR)

(Contract Size: 100 Securities, Exercise Style: American, Physical Delivery)

Exercise Price	Call Options														Put Options																		
	May 2015							June 2015							Other Months		May 2015							June 2015							Other Months		Exercise Price
	Open price	Price max	Price min	Last price	Closing price	Volume	Open Interest	Open price	Price max	Price min	Last price	Closing price	Volume	Open Interest	Volume	Open Interest	Open price	Price max	Price min	Last price	Closing price	Volume	Open Interest	Open price	Price max	Price min	Last price	Closing price	Volume	Open Interest	Volume	Open Interest	
3.600					1.18	-	-					1.27	-	-			0.000	0.000	0.000		0.008	-	-	0.000	0.000	0.000		0.086	-	-			
3.800	0.000	0.000	0.000					0.000	0.000	0.000							0.000	0.000	0.000		0.019	-	-	0.000	0.000	0.000		0.125	-	-			0.038
4.000	0.000	0.000	0.000		0.994	-	-	0.000	0.000	0.000		1.11	-	-			0.000	0.000	0.000		0.076	-	-	0.000	0.000	0.000		0.247	-	-			0.040
4.400	0.000	0.000	0.000		0.651	-	-	0.000	0.000	0.000		0.830	-	-			0.000	0.000	0.000		0.207	-	-	0.000	0.000	0.000		0.419	-	-			0.044
4.800	0.000	0.000	0.000		0.382	-	-	0.000	0.000	0.000		0.603	-	-			0.000	0.000	0.000		0.422	-	-	0.000	0.000	0.000		0.641	-	-			0.048
5.200	0.000	0.000	0.000		0.198	-	-	0.000	0.000	0.000		0.426	-	-			0.000	0.000	0.000		0.716	-	-	0.000	0.000	0.000		0.908	-	-			0.052
5.600	0.000	0.000	0.000		0.092	-	-	0.000	0.000	0.000		0.293	-	-			0.000	0.000	0.000		1.06	-	-	0.000	0.000	0.000		1.21	-	-			0.056
6.000	0.000	0.000	0.000		0.039	-	-	0.000	0.000	0.000		0.198	-	-			0.000	0.000	0.000		1.44	-	-	0.000	0.000	0.000		1.55	-	-			0.060
6.400	0.000	0.000	0.000		0.014	-	-	0.000	0.000	0.000		0.131	-	-			0.000	0.000	0.000		1.83	-	-	0.000	0.000	0.000		1.90	-	-			0.064
6.800	0.000	0.000	0.000		0.005	-	-	0.000	0.000	0.000		0.084	-	-			0.000	0.000	0.000		2.23	-	-	0.000	0.000	0.000		2.27	-	-			0.068
7.200	0.000	0.000	0.000		0.001	-	-	0.000	0.000	0.000		0.053	-	-			0.000	0.000	0.000		2.63	-	-	0.000	0.000	0.000		2.65	-	-			0.072
7.600	0.000	0.000	0.000		0.001	-	-	0.000	0.000	0.000		0.034	-	-			0.000	0.000	0.000		3.03	-	-	0.000	0.000	0.000		3.04	-	-			0.076
8.000	0.000	0.000	0.000		0.002	-	-	0.000	0.000	0.000		0.022	-	-			0.000	0.000	0.000		3.43	-	-	0.000	0.000	0.000		3.43	-	-			0.080
8.400	0.000	0.000	0.000		0.001	-	-	0.000	0.000	0.000		0.013	-	-								-	-	0.000	0.000	0.000		3.83	-	-			0.084
8.800						-	-	0.000	0.000	0.000		0.008	-	-								-	-	0.000	0.000	0.000		4.23	-	-			0.088
9.200						-	-	0.000	0.000	0.000		0.005	-	-								-	-	0.000	0.000	0.000		4.63	-	-			0.092
9.600						-	-	0.000	0.000	0.000		0.003	-	-								-	-	0.000	0.000	0.000		5.03	-	-			0.096
10.000						-	-	0.000	0.000	0.000		0.002	-	-								-	-	0.000	0.000	0.000		6.03	-	-			0.100
11.000						-	-	0.000	0.000	0.000		0.001	-	-								-	-	0.000	0.000	0.000		7.03	-	-			0.110
12.000						-	-	0.000	0.000	0.000		0.002	-	-								-	-	0.000	0.000	0.000		8.03	-	-			0.120
13.000						-	-	0.000	0.000	0.000		0.001	-	-								-	-	0.000	0.000	0.000		9.03	-	-			0.130
14.000						-	-	0.000	0.000	0.000		0.001	-	-								-	-	0.000	0.000	0.000		10.03	-	-			0.140
15.000						-	-	0.000	0.000	0.000		0.001	-	-								-	-	0.000	0.000	0.000		11.03	-	-			0.150
16.000						-	-	0.000	0.000	0.000		0.001	-	-								-	-	0.000	0.000	0.000			-	-			0.160
Totals:						0	0					0	0	0	0						0	0					0	0	0	0			
Number of Trades:						0						0		0							0.00						0		0				

Lending Products	Underlying Title	Multilateral Transactions[1]					Bilateral Transactions[2]		Stock Borrowing through OTC (volume)[3]
		Open Interest[5]	Volume(Offered)	Average Weighted	Transactions volume	Average Weighted	Transactions Volume	Average Weighted	Transactions Volume
AEGBOR	AEGEAN AIRLINES (CR)	248	20,585	5.31%	---	---	---	---	1
ALPHABOR	ALPHA BANK (CR)	843,385	4,940,164	5.31%	---	---	---	---	47,691,189
AETFBOR	ALPHA ETF FTSE Athex Large Cap	---	---	---	---	---	---	---	---
ALMYBOR	ALUMIL (CR)	---	---	---	---	---	---	---	---
IATRBOR	ATHENS MEDICAL CENTER SA (CR)	---	38,078	5.31%	---	---	---	---	---
TATTBOR	ATTICA BANK S.A. (CR)	---	185,570	5.31%	---	---	---	---	---
OTOELBOR	AUTOHELLAS SA (CR)	---	958	5.31%	---	---	---	---	---
BIOKABOR	BIOKARPET S.A.(CR)	---	---	---	---	---	---	---	---
EEEBOR	CC HBC AG (CR)	1,847	3	5.32%	---	---	---	---	72,576
CENTRBOR	CENTRIC HOLDINGS (CR)	---	16,000	5.31%	---	---	---	---	---
SOLKBOR	CORINTH PIPEWORKS SA (CR)	1,331	933	5.31%	---	---	---	---	---
PLAKRBOR	CRETE PLASTICS SA (CR)	---	---	---	---	---	---	---	---
DROMEBO	DROMEAS SA (CR)	---	---	---	---	---	---	---	---
ELGEBOR	ELGEKA SA (CR)	---	---	---	---	---	---	---	---
ELLAKTORBOR	ELLAKTOR (CR)	59,510	21,228	5.31%	---	---	---	---	10,000
ELBABOR	ELVAL SA. (CB)	---	35,344	5.31%	---	---	---	---	---
EUROBBOR	EUROBANK ERGASIAS (CR)	915,882	677,854	3.31%	---	---	---	---	93,505,244
EUPICBOR	EUROPEAN RELIANCE INSUR. (CR)	---	---	---	---	---	---	---	---
EYDAPBOR	EYDAP S.A. (CR)	3,355	737	3.31%	---	---	---	---	17,780
FGEBOR	F.G. EUROPE S.A. (CR)	---	---	---	---	---	---	---	---
FFGRPBOR	FOLLI FOLLIE (CR)	1,542	77,500	5.31%	---	---	---	---	1,092,572
FOYRKBOR	FOURLIS (CR)	---	4,968	5.31%	---	---	---	---	3,850
FRIGOBOR	FRIGOGLOSS SA (CR)	2,100	5,519	5.31%	---	---	---	---	---
GEKTERNABOR	GEK TERNA (CR)	3,940	26,009	5.31%	---	---	---	---	---
SARBOR	GR. SARANTIS SA (CR)	---	---	---	---	---	---	---	---
EUPROBOR	GRIVALIA PROPERTIES (CR)	3,583	50,118	5.31%	---	---	---	---	78,665
XAKOBOR	HALKOR SA (CB)	---	48,551	5.31%	---	---	---	---	---
EXAEBOR	HELLENIC EXCHANGES-A.S.E. (CR)	3,000	517,380	5.31%	---	---	---	---	130,000
ELPEBOR	HELLENIC PETROLEUM (CR)	2,000	218,630	5.31%	---	---	---	---	66,000
HYGEIABOR	HYGEIA SA (CR)	---	48,700	5.31%	---	---	---	---	---
IASOBOR	IASO SA (CR)	---	27,878	5.31%	---	---	---	---	---

Stock Lending Notes

[1] - Multilateral contracts Lending or Borrowing as per Methods 8-1, 8-2 and 8-3-3 (According to ATHEX BoD Resolution No.17)

[2] - Bilateral Contracts Lending or Borrowing as per Methods 8-3-1 and 8-3-2 (According to ATHEX BoD Resolution No.20)

[3] - The information concerning OTC Stock Borrowing Transactions is based on the statements of the Dematerialised Securities System (DSS) operators involved and refers to volumes that have been cleared and registered up until the previous working day.

[4] - Average Price (Volume weighted)

[5] - The Data concerning Open Interest before the start of trading session

Lending Products	Underlying Title	Multilateral Transactions[1]					Bilateral Transactions[2]		Stock Borrowing through OTC (volume)[3]
		Open Interest[5]	Volume(Offered)	Average Weighted	Transactions volume	Average Weighted	Transactions Volume	Average Weighted	Transactions Volume
IKTINBOR	IKTINOS HELLAS SA (CR)	---	---	---	---	---	---	---	
LYKBOR	INFORM P. LYKOS SA (CR)	---	483	5.31%	---	---	---	---	
INKATBOR	INTRACOM CONSTR. (CR)	---	---	---	---	---	---	---	
INTRKBOR	INTRACOM HOLDINGS (CR)	---	163,549	5.31%	---	---	---	---	
INLOTBOR	INTRALOT (CR)	61,448	23,272	5.31%	---	---	---	6,000	
AVAXBOR	J & P - AVAX SA (CR)	---	20,175	5.31%	---	---	---	---	
BELABOR	JUMBO SA (CR)	15,333	139,531	5.31%	---	---	---	6,365	
KARTZBOR	KARATZIS SA (CR)	---	---	---	---	---	---	---	
KLEMBOR	KLEEMAN HELLAS SA (CR)	---	23,432	5.31%	---	---	---	---	
KRIBOR	KRI-KRI S.A. (CR)	---	47,267	5.31%	---	---	---	---	
LAMDABOR	LAMDA DEVELOPMENT SA (CR)	---	111	5.31%	---	---	---	10,377	
MIGBOR	MARFIN INVESTMENT GROUP (CR)	3,818	113,901	5.31%	---	---	---	744,474	
METKKBOR	METKA (CR)	5,823	21,384	5.31%	---	---	---	500	
MLSBOR	MLS MULTIMEDIA SA (CR)	---	7,920	5.31%	---	---	---	---	
MOHBOR	MOTOR OIL (CR)	21,082	41,181	5.31%	---	---	---	35,100	
MYTILBOR	MYTILINEOS HOLDINGS (CR)	5,000	150,569	3.31%	---	---	---	1,800	
ETEBOR	NATIONAL BANK (CR)	146,674	329,940	3.31%	2,000	2.65%	---	1,153,290	
ETFASEBOR	NBGAM ETF	---	---	---	---	---	---	---	
ETFGT30PBOR	NBGAM ETF GREECE & TURKEY 30	---	---	---	---	---	---	---	
OPAPBOR	OPAP (CR)	21,207	108,292	5.31%	---	---	---	784,392	
HTOBOR	OTE (CR)	17,840	37,047	5.31%	---	---	---	286,127	
PPABOR	P.P.A. S.A. (CR)	1,035	7	4.08%	7	4.08%	---	151	
PAPBOR	PAPOUTSANIS (CR)	---	---	---	---	---	---	---	
PETROBOR	PETROPOULOS PETROS (CR)	---	---	---	---	---	---	---	
TPEIRBOR	PIRAEUS BANK (CR)	149,086	30,128	9.25%	30,128	9.25%	550	10.15%	30,849,672
PLAISBOR	PLAISIO COMPUTERS SA (CR)	---	---	---	---	---	---	---	
PPCBOR	PPC (CR)	24,470	82,422	5.31%	---	---	---	1,190,099	
PROFBOR	PROFILE SA (CR)	---	---	---	---	---	---	---	
QUALBOR	QUALITY & RELIABILITY SA (CR)	---	---	---	---	---	---	---	
QUESTBOR	QUEST HOLDINGS (CR)	---	822	5.31%	---	---	---	---	
SIDEBOR	SIDENOR (CR)	2,031	27,542	5.31%	---	---	---	---	

Stock Lending Notes

[1] - Multilateral contracts Lending or Borrowing as per Methods 8-1, 8-2 and 8-3-3 (According to ATHEX BoD Resolution No.17)

[2] - Bilateral Contracts Lending or Borrowing as per Methods 8-3-1 and 8-3-2 (According to ATHEX BoD Resolution No.20)

[3] - The information concerning OTC Stock Borrowing Transactions is based on the statements of the Dematerialised Securities System (DSS) operators involved and refers to volumes that have been cleared and registered up until the previous working day.

[4] - Average Price (Volume weighted)

[5] - The Data concerning Open Interest before the start of trading session

Lending Products	Underlying Title	Open Interest[5]	Multilateral Transactions[1]				Bilateral Transactions[2]		Stock Borrowing through OTC (volume)[3]	
			Volume(Offered)	Average Weighted	Transactions volume	Average Weighted	Transactions Volume	Average Weighted	Transactions Volume	
OLYMPBOR	TECHNICAL OLYMPIC SA (CR)	---	---	---	---	---	---	---	---	
TENERGYBOR	TERNA ENERGY (CR)	700	29,335	5.31%	---	---	---	---	---	
EYAPSBOR	THESSALONIKA WATER & SEWERAGE	---	798	5.31%	---	---	---	---	---	
PLATBOR	THRACE PLASTICS SA (CR)	---	42,700	5.31%	---	---	---	---	---	
TITKBOR	TITAN CEMENT (CR)	35,400	216,049	5.31%	---	---	---	---	423,311	
OLTHBOR	TPA SA (CR)	---	3,438	5.31%	---	---	---	---	---	
TRASTORBOR	TRASTOR REAL EST. INV. CO.(CR)	---	30,000	5.31%	---	---	---	---	---	
VIOBOR	VIOHALCO SA/NV (CB)	16,053	6,605	4.24%	---	---	---	---	---	

Stock Lending Notes

[1] - Multilateral contracts Lending or Borrowing as per Methods 8-1, 8-2 and 8-3-3 (According to ATHEX BoD Resolution No.17)

[2] - Bilateral Contracts Lending or Borrowing as per Methods 8-3-1 and 8-3-2 (According to ATHEX BoD Resolution No.20)

[3] - The information concerning OTC Stock Borrowing Transactions is based on the statements of the Dematerialised Securities System (DSS) operators involved and refers to volumes that have been cleared and registered up until the previous working day.

[4] - Average Price (Volume weighted)

[5] - The Data concerning Open Interest before the start of trading session

Sectors codification for listed companies

533	-	Exploration & Production	537	-	Integrated Oil & Gas
1353	-	Commodity Chemicals	1357	-	Specialty Chemicals
1753	-	Aluminum	1755	-	Nonferrous Metals
1757	-	Steel	1775	-	General Mining
2353	-	Building Materials & Fixtures	2357	-	Heavy Construction
2723	-	Containers & Packaging	2727	-	Diversified Industrials
2733	-	Electrical Components & Equipment	2753	-	Commercial Vehicles & Trucks
2757	-	Industrial Machinery	2773	-	Marine Transportation
2777	-	Transportation Services	2791	-	Business Support Services
2797	-	Industrial Suppliers	3535	-	Distillers & Vintners
3537	-	Soft Drinks	3573	-	Farming Fishing & Plantations
3577	-	Food Products	3722	-	Durable Household Products
3726	-	Furnishings	3728	-	Home Construction
3747	-	Toys	3763	-	Clothing & Accessories
3765	-	Footwear	3767	-	Personal Products
3785	-	Tobacco	4533	-	Health Care Providers
4535	-	Medical Equipment	4577	-	Pharmaceuticals
5337	-	Food Retailers & Wholesalers	5371	-	Apparel Retailers
5373	-	Broadline Retailers	5375	-	Home Improvement Retailers
5379	-	Specialty Retailers	5553	-	Broadcasting & Entertainment
5555	-	Media Agencies	5557	-	Publishing
5751	-	Airlines	5752	-	Gambling
5753	-	Hotels	5755	-	Recreational Services
5757	-	Restaurants & Bars	5759	-	Travel & Tourism
6535	-	Fixed Line Telecommunications	6575	-	Mobile Telecommunications
7535	-	Conventional Electricity	7537	-	Alternative Electricity
7577	-	Water	8355	-	Banks
8534	-	Insurance Brokers	8536	-	Property & Casualty Insurance
8633	-	Real Estate Holding & Development	8637	-	Real Estate Services
8671	-	Industrial & Office REITs	8675	-	Specialty REITs
8775	-	Specialty Finance	8777	-	Investment Services
8985	-	Equity Investment Instruments	9533	-	Computer Services
9535	-	Internet	9537	-	Software
9572	-	Computer Hardware	9574	-	Electronic Office Equipment
9578	-	Telecommunications Equipment	12003	-	ETF



ATHEXGROUP
Ομίλος Χρηματιστηρίου Αθηνών

Λεωφ. Αθηνών 110 104 42 Αθήνα
110, Athinon Ave. GR 104 42 Athens
tel. (+30)210-33.66.800, fax (+30)210-33.66.101
www.athexgroup.gr