

# Daily Official List

Hellenic Exchanges – Athens Stock Exchange S.A.

Tuesday, 10 February, 2015  
Year: 136 Trading Day No: 27

**Disclaimer:**

Hellenic Exchanges-Athens Exchange endeavours to ensure that the data and other material ("Information") presented on the Daily Official List are accurate and complete, but it is not liable for any errors or omissions of data or /and for the accuracy, credibility, updating and completeness of the aforesaid information nor it has any liability arising directly or indirectly from the use of the above Information.

The Company is not liable for the accuracy of the data included in listed companies' announcements. Only the sender of such an announcement is fully and solely liable for any infringement of third party's rights from the content of such announcement. All contents of the Daily Official List are provided only for information purposes and do not constitute investment advice or solicitation to invest in securities or other products listed for trading on the Exchange.

You acknowledge and agree that the Company is the owner of any property rights related to any Information appearing on the Daily Official List including intellectual property rights copyright, trademarks, etc.

The above data are a property of the Hellenic Exchanges-Athens Exchange and are copyright protected. Users are forbidden to reproduce, modify, copy, sale, transmit or redistribute, by all reproduction means and methods, part or the whole of the above data, without reference to their source.

The commercial exploitation of these data is, also, forbidden by third parties. Hellenic Exchanges-Athens Exchange does not carry any responsibility, direct or indirect, derived from usage or accidental alteration of the above data when used by third parties.

---

**Hellenic Exchanges – Athens Stock Exchange S.A.**

110 Athinon Ave., 10442 Athens, Tel: (210) 33.66.800, Fax: (210) 32.13.938

[www.athex.gr](http://www.athex.gr)

---

**Thessalonica Stock Exchange Center (T.S.E.C)**

16-18 Katouni Str., Thessalonica 546 25 Tel: (2310) 567.667, Fax: (2310) 530.545

**Athex Members Guarantee Fund**

14-16 Fidiou Str., Athens 106 78, Tel: (210) 33.04.682, Fax: (210) 33.04.155

**Hellenic Republic Capital Market Commission**

1 Kolokotroni Str. & 1 Stadiou Str., Athens 10562 Tel: (210) 33.77.100 Fax: (210) 33.77.173

---

**Table of Contents**

---

**Section 1: Statistical Figures of Securities, Derivatives and Lending**

Summary of Markets

Athex Indices

Analytic Figures for Athex Market's Boards and Categories

Trading Details by Athex Sectors and Financial Instruments (ETFs)

Top 10 best &amp; worst performing Shares

Derivatives Summary

**Section 2: Analytic Figures of Shares Transactions**

Analytic Figures of Shares Transactions

Shares' Notes

**Section 3: Figures of Securities Transactions**

Securities Blocks Details

Shares Rights Details

Shares Short Selling

Stock Borrowing

Shares Forced Sales

Forced Sales Registered Shares

Exchange Traded Funds (ETFs) Characteristics

**Section 5: Bonds traded in Fixed Income Assets Market**

Corporate Bonds

Government Bonds

Treasury Bills &amp; Zero Coupon Government Bonds

Government Bonds Traded with the Open Outcry Method

State Banks Bonds

**Section 6: Additional Infos**

Athex &amp; ATHEXClear Members List

List of Stocks under Market Making operations

**Section 7: Derivatives Market Analytic Figures**

Index Futures

Stock Futures

Index Options

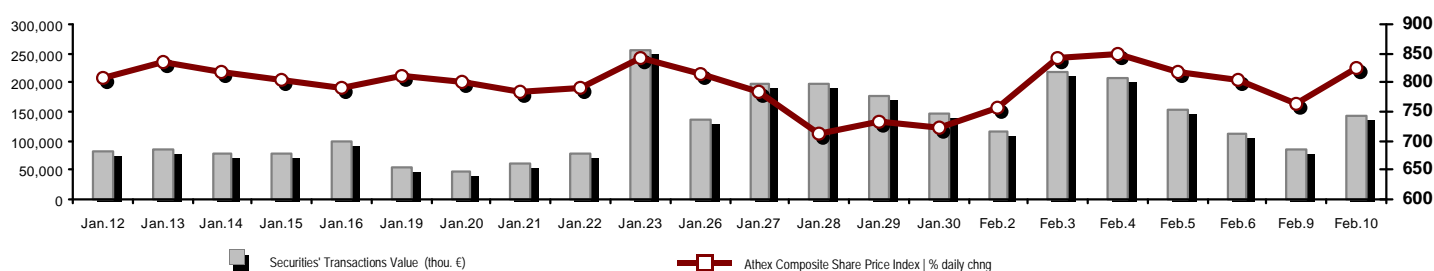
Stock Options

Stock Lending Analytic Figures

**Appendix A: Sectors codification for listed companies**

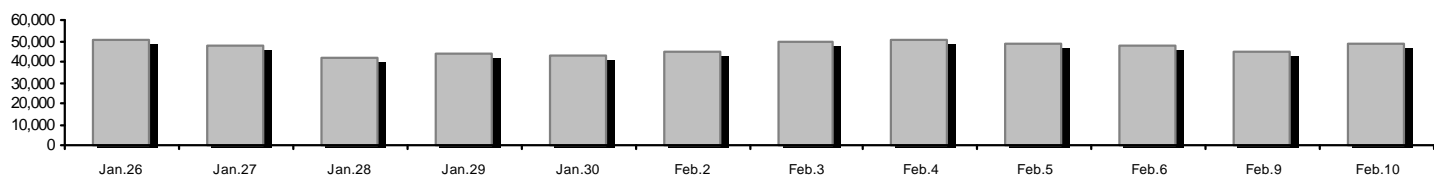
## Summary of Markets

Athex Composite Share Price Index vs Shares and Derivatives Transactions Value

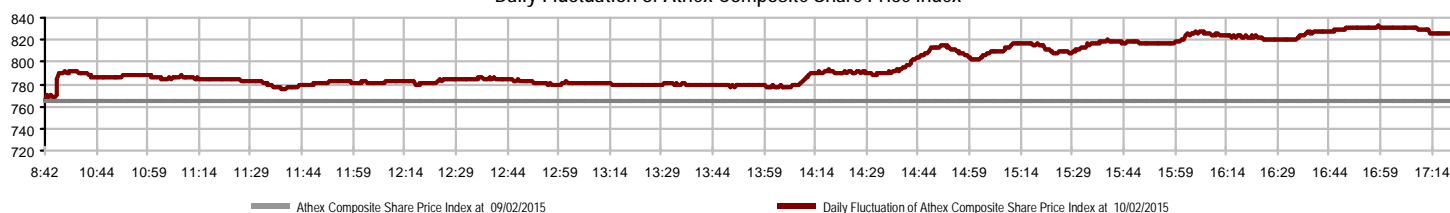


Total Transactions Value (thou. €):	142,176.71		
Athex Capitalisation (mill. €) **: Daily change: mill. €   %	48,132.27 3,322.12 7.41%	Derivatives Total Open Interest	294,201
Yearly Avg Capitalisation: mill. €   % chng prev year Avg	49,309.41 -28.81%	in Index Futures   % daily chng	46,804 -8.94%
Athex Composite Share Price Index   % daily chng	826.31 7.98%	in Stock Futures   % daily chng	238,631 5.78%
Athex Composite Share Price Index Capitalisation (mill. €)	43,098.00	in Index Options   % daily chng	8,127 4.09%
Daily change (mill. €)	3,321.33	in Stock Options   % daily chng	639 8.12%
Securities' Transactions Value (thou. €)	142,176.71	Derivatives Contracts Volume:	98,833
Daily change: thou. €   %	56,395.49 65.74%	Daily change: pieces   %	43,694 79.24%
YtD Avg Trans. Value: thou. €   % chng prev year Avg	117,690.27 -7.37%	YtD Avg Derivatives Contracts   % chng prev year Avg	62,289 13.64%
Short Selling Trans. Value: mill. €   % in total Value		Derivatives Trades Number:	7,164
Short Covering Trans. Value: mill. €   % in total Value		Daily change: number   %	3,002 72.13%
Transactions Value of Blocks (thou. €)	5,034.78	YtD Avg Derivatives Trades number   % chng prev year Avg	4,996 19.63%
Bonds Transactions Value (thou. €)	0.00	Lending Total Open Interest	13,321,666
Securities' Transactions Volume (thou. Pieces)	231,875.83	Daily change: pieces   %	-38,015 -0.28%
Daily change: thou. pieces   %	70,384.30 43.58%	Lending Volume (Multilateral/Bilateral)	24,525
YtD Avg Volume: thou. pieces   % chng prev year Avg	179,431.06 88.86%	Daily change: pieces   %	-213,351 -89.69%
Short Selling Volume: thou pieces   % in total Volume		Multilateral Lending	18,925
Short Covering Volume: thou. pieces   % in total Volume		Bilateral Lending	5,600
Transactions Volume of Blocks (thou. Pieces)	9,806.42	Lending Trades Number:	62
Bonds Transactions Volume (thou. pieces)	0.00	Daily change: thou. €   %	-16 -20.51%
Securities' Trades Number	49,694	Multilateral Lending Trades Number	59
Daily change: number   %	18,828 61.00%	Bilateral Lending Trades Number	3
YtD Avg Derivatives Trades number   % chng prev year Avg	37,011 28.13%		
Number of Blocks	13		
Number of Bonds Transactions	0		

Athex Capitalisation (mill. €) \*\*



Daily Fluctuation of Athex Composite Share Price Index



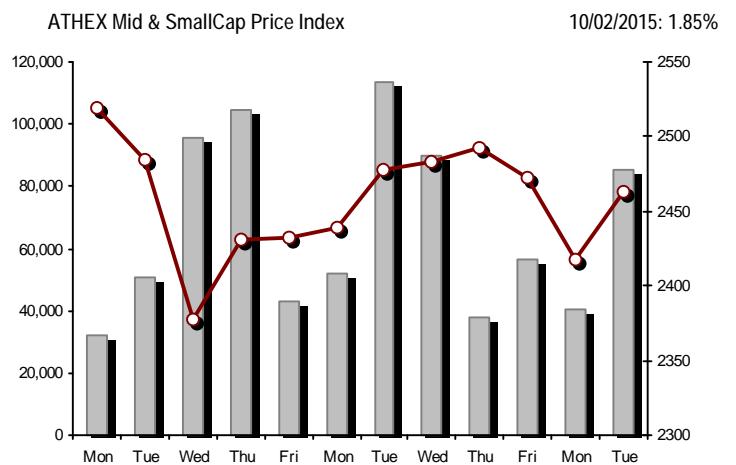
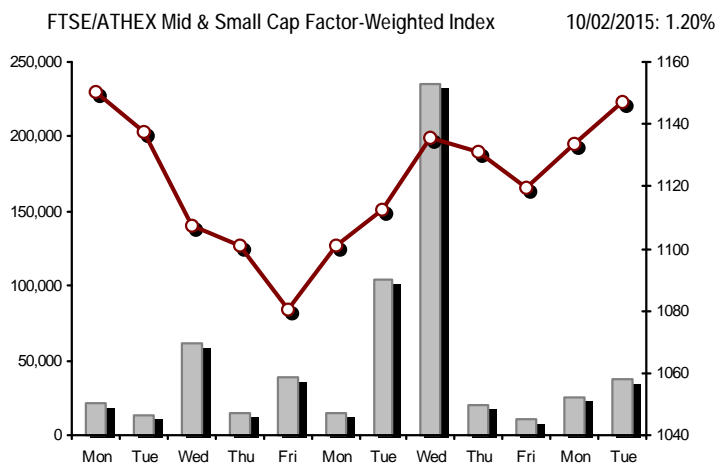
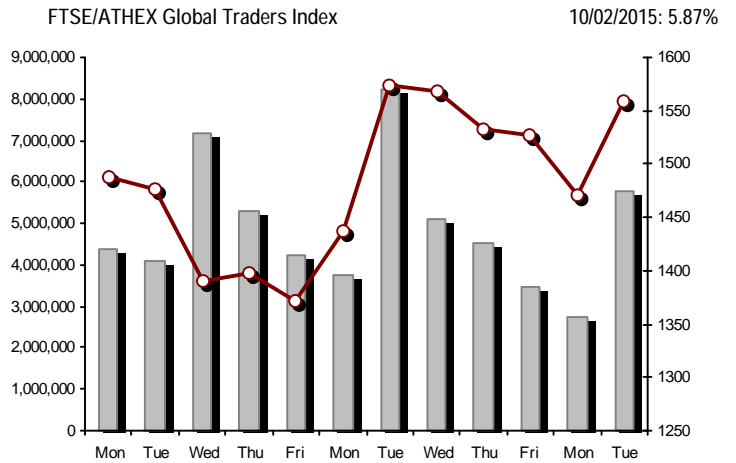
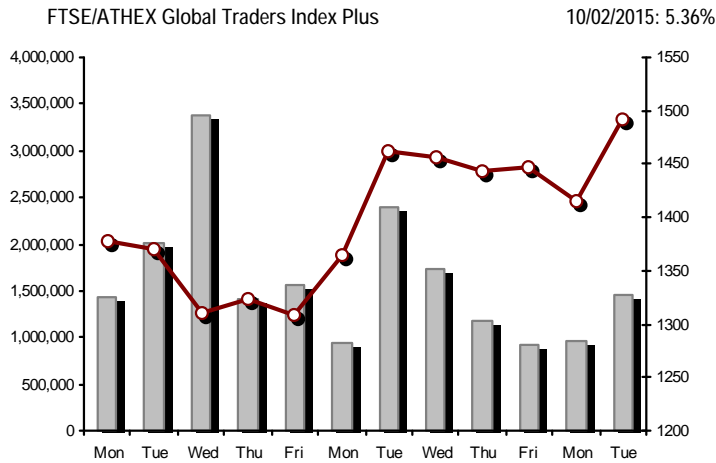
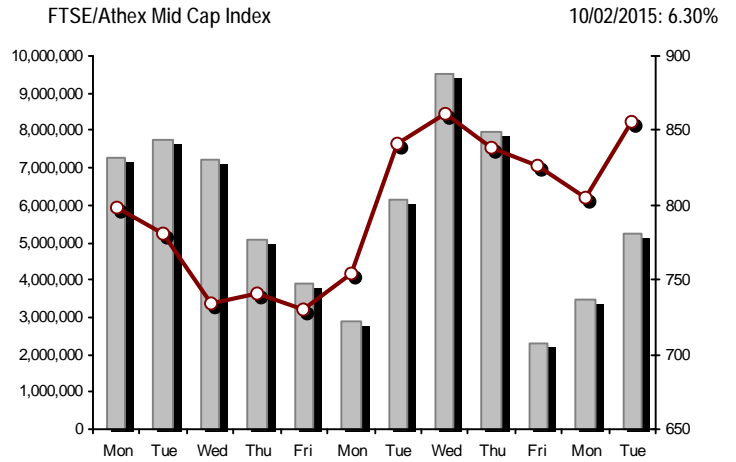
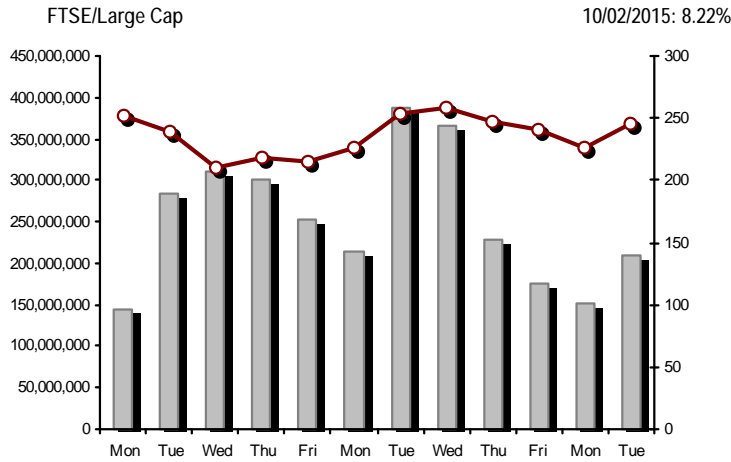
## Athex Indices

Index name	10/02/2015	09/02/2015	pts.	%	Min	Max	Year min	Year max	Year change
Athex Composite Share Price Index	826.31 #	765.22	61.09	7.98%	765.22	832.06	708.61	863.87	0.02% #
FTSE/Athex Large Cap	244.75 #	226.17	18.58	8.22%	226.17	247.74	209.48	271.64	-7.59% €
FTSE/ATHEX Custom Capped	773.19 €	816.39	-43.20	-5.29%			724.23	881.49	-11.26% €
FTSE/ATHEX Custom Capped - USD	628.37 €	664.01	-35.64	-5.37%			588.87	758.95	-16.87% €
FTSE/Athex Mid Cap Index	856.10 #	805.38	50.72	6.30%	805.38	856.33	717.54	872.30	10.75% #
FTSE/ATHEX-CSE Banking Index	528.59 #	456.43	72.16	15.81%	456.43	542.35	402.80	774.70	-27.39% €
FTSE/ATHEX Global Traders Index Plus	1,491.78 #	1,415.88	75.90	5.36%	1,415.88	1,502.70	1,227.52	1,502.70	16.28% #
FTSE/ATHEX Global Traders Index	1,557.89 #	1,471.52	86.37	5.87%	1,471.52	1,570.24	1,344.70	1,586.27	8.30% #
FTSE/ATHEX Mid & Small Cap Factor-Weighted Ind	1,147.17 #	1,133.58	13.59	1.20%	1,126.04	1,148.61	1,076.89	1,166.35	4.66% #
Greece & Turkey 30 Price Index	642.32 €	642.64	-0.32	-0.05%	641.04	656.46	631.70	768.95	-5.52% €
ATHEX Mid & SmallCap Price Index	2,462.90 #	2,418.28	44.62	1.85%	2,418.28	2,511.78	2,372.76	2,564.77	0.95% #
FTSE/Athex Market Index	592.55 #	548.23	44.32	8.08%	548.23	599.26	507.68	652.45	-6.85% €
FTSE Med Index	5,139.41 €	5,204.99	-65.58	-1.26%			4,930.94	5,290.19	2.03% #
Athex Composite Index Total Return Index	1,210.08 #	1,120.60	89.48	7.99%	1,120.60	1,218.49	1,037.71	1,265.08	0.19% #
FTSE/Athex Large Cap Total Return	332.94 #	307.66	25.28	8.22%			285.87	364.68	-7.34% €
FTSE/ATHEX Large Cap Net Total Return	991.25 #	915.98	75.27	8.22%	915.98	1,003.32	848.38	1,100.12	-7.37% €
FTSE/ATHEX Custom Capped Total Return	815.04 €	860.59	-45.54	-5.29%			763.44	929.21	-11.10% €
FTSE/ATHEX Custom Capped - USD Total Return	662.38 €	699.95	-37.57	-5.37%			620.75	798.60	-16.72% €
FTSE/Athex Mid Cap Total Return	1,088.58 #	1,024.09	64.49	6.30%			928.33	1,095.31	10.75% #
FTSE/ATHEX-CSE Banking Total Return Index	492.92 #	425.63	67.29	15.81%			380.70	708.30	-27.43% €
Greece & Turkey 30 Total Return Index	778.37 €	794.89	-16.52	-2.08%			778.37	919.96	-5.43% €
Hellenic Mid & Small Cap Index	860.06 #	799.67	60.39	7.55%	799.67	861.61	716.61	866.67	11.81% #
FTSE/Athex Banks	698.40 #	603.06	95.34	15.81%	603.06	716.57	532.20	1,023.60	-27.39% €
FTSE/Athex Insurance	1,454.06 #	1,380.30	73.76	5.34%	1,380.30	1,454.06	1,369.77	1,538.35	-0.72% €
FTSE/Athex Financial Services	1,160.68 #	1,050.62	110.06	10.48%	1,050.62	1,160.68	926.91	1,226.26	15.88% #
FTSE/Athex Industrial Goods & Services	2,285.74 #	2,093.94	191.80	9.16%	2,093.71	2,285.74	1,881.51	2,285.74	16.97% #
FTSE/Athex Retail	4,245.30 #	4,215.96	29.34	0.70%	4,101.79	4,528.30	3,336.67	4,531.02	11.66% #
FTSE/ATHEX Real Estate	2,345.26 #	2,250.61	94.65	4.21%	2,250.61	2,356.55	2,181.63	2,437.06	2.78% #
FTSE/Athex Personal & Household Goods	5,405.56 #	5,042.97	362.59	7.19%	5,006.77	5,615.82	3,847.16	5,637.02	18.74% #
FTSE/Athex Food & Beverage	5,584.73 #	5,454.59	130.14	2.39%	5,454.59	5,646.95	5,066.70	5,858.63	-4.66% €
FTSE/Athex Basic Resources	2,520.41 #	2,261.33	259.08	11.46%	2,261.33	2,520.41	1,753.11	2,567.98	30.71% #
FTSE/Athex Construction & Materials	2,529.29 #	2,326.75	202.54	8.70%	2,326.75	2,624.86	2,059.46	2,624.86	15.76% #
FTSE/Athex Oil & Gas	2,014.40 #	1,881.18	133.22	7.08%	1,881.18	2,022.98	1,618.74	2,022.98	11.00% #
FTSE/Athex Chemicals	6,301.50 #	5,916.73	384.77	6.50%	5,853.93	6,392.61	4,784.62	6,392.61	23.01% #
FTSE/Athex Media	1,795.09 #	1,795.09	0.00	0.00%	1,795.09	1,795.09	1,699.05	2,061.03	-12.90% €
FTSE/Athex Travel & Leisure	1,589.84 #	1,478.30	111.54	7.55%	1,469.92	1,650.05	1,238.26	1,684.88	3.70% #
FTSE/Athex Technology	710.03 #	679.48	30.55	4.50%	679.48	710.03	659.36	756.07	-2.21% €
FTSE/Athex Telecommunications	2,158.01 #	2,108.47	49.54	2.35%	2,083.70	2,243.34	1,995.61	2,573.65	-13.85% €
FTSE/Athex Utilities	2,183.23 #	2,024.83	158.40	7.82%	2,024.83	2,207.07	1,711.47	2,271.51	4.04% #
FTSE/Athex Health Care	135.62 #	126.10	9.52	7.55%	126.10	137.20	115.79	150.68	-6.04% €
Athex All Share Index	169.13 #	157.36	11.76	7.47%			146.74	188.55	-9.04% €
Hellenic Corporate Bond Index	87.42 €	89.21	-1.79	-2.00%			87.24	94.45	-6.86% €
Hellenic Corporate Bond Price Index	85.46 €	87.30	-1.84	-2.11%			85.38	92.77	-7.62% €

Note 1: Greece & Turkey 30 Pr data is the indicative at 17:20, whereas FTSE/ATHEX Custom Capped, FTSE/ATHEX Custom Capped - USD, FTSE/ATHEX Custom Capped TR, FTSE/ATHEX Custom Capped - USD TR, FTSE/Med 100 & Greece & Turkey 30 Rt., Hellenic Corporate Bond Price Index, Hellenic Corporate Bond Index closing prices refer to the previous trading day of 06/02/2015.

Note 2: The Hellenic Mid & Small Cap Index is a Customized index calculated by the Athens Exchange.

Athex Indices



Indices volume of transactions Indices closing prices

## Analytic Figures for Athex Market's Boards and Categories

	Total Traded Securities	Main Market	Low Dispersion	Other Categories (*)	Exchange Traded Funds (ETFs)	Warrants
Totals	137	108	5	18	3	3
Gain / Lose / Same:	98 / 28 / 11	84 / 19 / 5	3 / 2 / 0	5 / 7 / 6	3 / 0 / 0	3 / 0 / 0
Athex Capitalisation (mill. €) **	48,132.27	46,408.30	1,401.19	322.78		
Daily Average Trans/ons Value(thou.€)	117,690.27	114,503.30	56.85	36.41	41.82	3,051.89
Transactions Value	142,176.71	138,509.40	8.70	40.22	83.61	3,534.78
Main Board:	137,141.93	134,472.62	8.70	40.22	83.61	2,536.78
Blocks Board:	5,034.78	4,036.78	0.00	0.00	0.00	998.00
Forced Sales Board:	0.00	0.00	0.00	0.00	0.00	0.00
Special Terms Board:	0.00	0.00	0.00	0.00	0.00	0.00
Daily Average Transactions Volume	179,431,055	170,360,841	84,771	134,873	16,698	8,833,872
Transactions Volume	231,875,826	216,918,464	3,793	171,640	33,082	14,748,847
Main Board:	222,069,402	210,962,040	3,793	171,640	33,082	10,898,847
Blocks Board:	9,806,424	5,956,424	0	0	0	3,850,000
Forced Sales Board:	0	0	0	0	0	0
Special Terms Board:	0	0	0	0	0	0
Daily Average Number of Trades	37,011	35,043	35	65	8	1,859
Number of Trades	49,694	47,729	40	112	13	1,800
Main Board:	49,681	47,719	40	112	13	1,797
Blocks Board:	13	10	0	0	0	3
Forced Sales Board:	0	0	0	0	0	0
Special Terms Board:	0	0	0	0	0	0

(\*) Summarised Transactions figures for Under Deletion and Under Supervision Categories. (\*\*) The Market Capitalization of the Companies that belong in the Under Supervision Status is not included.

## Trading Details by Athex Sectors and Financial Instruments (ETFs)

Code	Sectors	Gain / Lose / Same	Number of Trades	Transactions Volume	Transactions Value	% of Total Trans. Value
8300	- Banks	9 / 1 / 0	28,086	221,131,202	80,154,819.66	56.38%
1700	- Basic Resources	5 / 2 / 0	1,354	440,708	2,042,960.71	1.44%
1300	- Chemicals	2 / 0 / 2	128	245,434	292,665.79	0.21%
2300	- Construction & Materials	11 / 3 / 2	2,281	850,020	3,385,196.81	2.38%
12000	- Financial Instruments	3 / 0 / 0	13	33,082	83,606.58	0.06%
8700	- Financial Services	2 / 0 / 0	1,761	1,751,430	2,238,822.82	1.57%
3500	- Food & Beverage	6 / 3 / 3	461	250,624	2,710,116.79	1.91%
4500	- Health Care	4 / 1 / 0	119	204,675	42,692.41	0.03%
2700	- Industrial Goods & Services	14 / 5 / 0	1,489	349,362	1,420,372.71	1.00%
8500	- Insurance	1 / 0 / 0	5	59	78.97	0.00%
5500	- Media	0 / 1 / 1	9	82	30.57	0.00%
500	- Oil & Gas	2 / 0 / 0	1,277	325,691	1,872,319.43	1.32%
3700	- Personal & Household Goods	9 / 4 / 0	1,142	454,408	3,786,313.74	2.66%
8600	- Real Estate	5 / 2 / 0	812	200,076	929,879.56	0.65%
5300	- Retail	4 / 1 / 0	880	124,906	2,946,681.45	2.07%
9500	- Technology	6 / 4 / 2	277	159,379	115,378.73	0.08%
6500	- Telecommunications	1 / 0 / 0	4,921	3,229,975	25,468,702.03	17.91%
5700	- Travel & Leisure	9 / 1 / 1	2,733	1,419,010	11,342,719.09	7.98%
7500	- Utilities	5 / 0 / 0	1,946	705,703	3,343,352.90	2.35%

## Top 10 best &amp; worst performing Shares

## Main Market

With positive Price change	Closing price	change	With negative Price change	Closing price	change
NATIONAL BANK (CR)	1.10	20.75% #	BANK OF CYPRUS (CR)	0.185	-2.12% Ⓔ
EUROBANK ERGASIAS (CR)	0.146	19.67% #	TRASTOR REAL EST. INV. CO.(CR)	0.955	-1.34% Ⓔ
ELLAKTOR (CR)	2.21	19.46% #			
P.P.A. S.A. (CR)	13.00	16.91% #			
VIOHALCO SA/NV (CB)	2.75	16.53% #			
PIRAEUS BANK (CR)	0.601	15.58% #			
GEK TERNA (CR)	2.02	12.85% #			
INTRACOM HOLDINGS (CR)	0.407	12.12% #			
SIDENOR (CR)	0.667	11.91% #			
ATTICA BANK S.A. (CR)	0.067	11.67% #			
With the highest Transactions Value	Value (thou. €)	change	With the highest Transactions Volume	Volume	change
NATIONAL BANK (CR)	28,297.84	20.75% #	EUROBANK ERGASIAS (CR)	78,421,989	19.67% #
OTE (CR)	25,468.70	2.35% #	ALPHA BANK (CR)	68,942,874	7.10% #
ALPHA BANK (CR)	22,744.59	7.10% #	NATIONAL BANK (CR)	28,479,427	20.75% #
PIRAEUS BANK (CR)	14,033.54	15.58% #	PIRAEUS BANK (CR)	24,153,990	15.58% #
EUROBANK ERGASIAS (CR)	10,769.77	19.67% #	ATTICA BANK S.A. (CR)	4,303,372	11.67% #
OPAP (CR)	10,560.76	7.65% #	OTE (CR)	3,229,975	2.35% #
JUMBO SA (CR)	3,348.12	7.08% #	BANK OF CYPRUS (CR)	2,070,853	-2.12% Ⓔ
FOLLI FOLLIE (CR)	2,939.05	0.68% #	MARFIN INVESTMENT GROUP (CR)	1,390,770	10.39% #
CC HBC AG (CR)	2,685.88	2.40% #	OPAP (CR)	1,214,272	7.65% #
PPC (CR)	2,577.35	8.88% #	PPC (CR)	471,016	8.88% #

Note: Stocks that are not included in the "Low Dispersion" and "Under Supervision" categories, and the transactions value is more than 10,000 €.



## Derivatives Summary

	Number of Trades	Volume	Open Interest
Index Futures	2,043	24,397	46,804
FTSE/Athex Large Cap	2,043	24,397	46,804
Stock Futures	5,084	73,944	238,631
ALPHA BANK (CR)	792	22,802	39,833
CC HBC AG (CR)	9	27	218
CORINTH PIPEWORKS SA (CR)	8	30	482
ELLAKTOR (CR)	48	316	1,634
EUROBANK ERGASIAS (CR)	310	11,529	73,825
EYDAP S.A. (CR)	4	4	158
FOLLI FOLLIE (CR)	37	63	300
FRIGOGLASS SA (CR)	5	9	355
GEK TERNA (CR)	87	495	6,918
GRIVALIA PROPERTIES (CR)	5	20	261
HELLENIC EXCHANGES-A.S.E. (CR)	110	290	1,698
HELLENIC PETROLEUM (CR)	31	93	3,692
INTRALOT (CR)	28	191	475
JUMBO SA (CR)	60	146	820
MARFIN INVESTMENT GROUP (CR)	49	551	27,571
METKA (CR)	15	39	345
MOTOR OIL (CR)	38	136	470
MYTILINEOS HOLDINGS (CR)	201	600	3,403
NATIONAL BANK (CR)	1,006	15,480	23,551
OPAP (CR)	377	1,582	2,260
OTE (CR)	635	4,366	7,086
P.P.A. S.A. (CR)	18	46	182
PIRAEUS BANK (CR)	677	13,176	35,834
PPC (CR)	372	1,565	3,759
SIDENOR (CR)	5	36	678
TERNA ENERGY (CR)	11	31	1,607
TITAN CEMENT (CR)	143	314	851
VIOHALCO SA/NV (CB)	3	7	365
Index Options	33	444	8,127
FTSE/Athex Large Cap	33	444	8,127
Stock Options	4	48	639
ALPHA BANK (CR)	0	0	40
NATIONAL BANK (CR)	0	0	372
OPAP (CR)	0	0	0
OTE (CR)	1	5	45
PIRAEUS BANK (CR)	2	38	83
PPC (CR)	1	5	99
<b>Total Derivatives Traded</b>	<b>7,164</b>	<b>98,833</b>	<b>294,201</b>













Number of Outstanding Securities	Nominal Value	Dividends [1] 2012 2013 2014	Date of Last Coupon Dividend [2]	Date of Last Coupon Right	Note	Shares	Closing price	% change	Previous closing price/date	Open price	Price min	Price max	Last price	Avg price	Last Bid [7]	Last Ask [7]	P/E after	Year	Volume	Trades	Transactions Value	Company Mkt Value (thou. €)	Year low	Year high	Sector [4]
7,847,611	1.20	---	---	---	01/08/2007	28/09/2011	4939	EDRASIS - C. PSALLIDAS SA (CR)	0.150	---	0.150	09/02/2015	---	---	---	---	---	---	---	---	---	1,177.14	0.150	0.150	2357
5,750,000	0.300	---	---	---	12/12/2008	12/12/2011	4929	ELECTRONIKI ATHINON SA (CR)	0.480	---	0.480	09/02/2015	---	---	---	---	---	---	---	---	---	2,760.00	0.480	0.480	5375
24,605,397	0.400	---	---	---	29/06/1995	27/05/2002	4651	EMPORIKOS DESMOS SA (CR)	0.080	---	0.080	09/02/2015	---	---	---	---	---	---	---	---	---	2,134.04	0.080	0.080	3722
1,182,903	0.400	---	---	---	01/07/1996	27/05/2002	4652	EMPORIKOS DESMOS SA (PR)	0.140	---	0.140	09/02/2015	---	---	---	---	---	---	---	---	---	2,134.04	0.140	0.140	3722
7,326,648	1.00	---	---	---	26/07/2006	24/07/2001	4921	FINTEXPORT SA (CR)	0.328	---	0.328	09/02/2015	---	---	---	---	---	---	---	---	---	2,403.14	0.328	0.328	3763
13,692,227	1.47	---	---	---	07/07/2006	08/10/1999	5049	HELLENIC FABRICS SA (CR)	0.117	---	0.117	09/02/2015	---	---	---	---	---	---	---	---	---	1,601.99	0.117	0.117	3763
24,619,524	0.500	---	---	---	10/10/1986	30/12/2002	4914	KERAMIA-ALLATINI (CR)	0.088	---	0.088	09/02/2015	---	---	---	---	---	---	---	---	---	2,166.52	0.088	0.088	8633
7,840,373	1.20	---	---	---	18/07/2002	05/03/2003	4765	KLONATEX SA (PR)	0.080	---	0.080	09/02/2015	---	---	---	---	---	---	---	---	---	1,453.75	0.080	0.080	3763
20,663,047	1.20	---	---	---	21/08/2000	05/03/2003	4764	KLONATEX SA (CR)	0.040	---	0.040	09/02/2015	---	---	---	---	---	---	---	---	---	1,453.75	0.040	0.040	3763
17,544,600	0.600	---	---	---	03/07/2000	01/08/2000	4868	KOYMBAS SYNERGY GROUP (CR)	0.132	---	0.132	09/02/2015	---	---	---	---	---	---	---	---	---	2,315.89	0.132	0.132	8775
15,015,000	1.60	---	---	---	01/07/2002	02/02/2000	4603	MAXIM C.M. PERTSINIDIS SA (CB)	0.100	---	0.100	09/02/2015	---	---	---	---	---	---	---	---	---	1,501.50	0.100	0.100	3763
66,937,526	0.700	---	---	---	13/08/2010	21/05/2003	5003	MICHANIKI SA (CR)	0.100	---	0.100	09/02/2015	---	---	---	---	---	---	---	---	---	9,186.78	0.100	0.100	2357
25,968,987	0.700	---	---	---	13/08/2010	21/05/2003	5004	MICHANIKI SA (PR)	0.096	---	0.096	09/02/2015	---	---	---	---	---	---	---	---	---	9,186.78	0.096	0.096	2357
13,555,100	1.00	---	---	---	08/07/2005	08/07/2005	4576	MICROLAND COMPUTERS SA (CR)	0.640	---	0.640	09/02/2015	---	---	---	---	---	---	---	---	---	8,675.26	0.640	0.640	5379
23,463,874	0.800	---	---	---	23/05/2003	21/12/1999	4918	NEORION SA (CR)	0.125	---	0.125	09/02/2015	---	---	---	---	---	---	---	---	---	2,932.98	0.125	0.125	2753
42,501,273	0.300	---	---	---	26/06/2007	10/08/2009	4993	NUTRIART (CR)	0.049	---	0.049	09/02/2015	---	---	---	---	---	---	---	---	---	2,082.56	0.049	0.049	3577
20,210,127	1.53	---	---	---	27/06/1997	20/03/2000	5061	PARNASSOS ENTERP. (CR)	0.070	---	0.070	09/02/2015	---	---	---	---	---	---	---	---	---	1,414.71	0.070	0.070	8775
25,583,146	0.300	---	---	---	25/06/2001	03/12/2008	4723	PETZETAKIS SA (CR)	0.260	---	0.260	09/02/2015	---	---	---	---	---	---	---	---	---	6,651.62	0.260	0.260	1357
9,550,386	0.500	---	---	---	01/07/1997	12/06/2008	4626	PRAXITELIO SA (CR)	0.390	---	0.390	09/02/2015	---	---	---	---	---	---	---	---	---	4,430.09	0.390	0.390	4533
1,306,368	0.500	---	---	---	01/07/1997	12/06/2008	4627	PRAXITELIO SA (PR)	0.540	---	0.540	09/02/2015	---	---	---	---	---	---	---	---	---	4,430.09	0.540	0.540	4533
62,683,822	0.300	---	---	---	27/05/2008	09/01/2006	4830	PROTON BANK S.A. (CR)	0.180	---	0.180	09/02/2015	---	---	---	---	---	---	---	---	---	11,283.09	0.180	0.180	8355
51,334,286	0.320	---	---	---	03/07/2000	18/12/2007	4548	SAOS (CR)	0.780	---	0.780	09/02/2015	---	---	---	---	---	---	---	---	---	40,040.74	0.780	0.780	2773
26,408,040	0.300	---	---	---	01/07/1997	26/05/1999	4464	SHEET STEEL SA (CR)	0.120	---	0.120	09/02/2015	---	---	---	---	---	---	---	---	---	3,168.96	0.120	0.120	1757
60,221,300	0.400	---	---	---	01/07/2002	01/11/2010	5022	SHELMAN SA (CR)	0.080	---	0.080	09/02/2015	---	---	---	---	---	---	---	---	---	4,817.70	0.080	0.080	2353
26,262,660	0.900	---	---	---	01/07/2008	24/02/2011	4954	SPRIDER STORES (CR)	0.031	---	0.031	09/02/2015	---	---	---	---	---	---	---	---	---	814.14	0.031	0.031	5371
144,688,060	0.600	---	---	---	21/04/2008	10/03/2010	4982	T BANK (CR)	0.048	---	0.048	09/02/2015	---	---	---	---	---	---	---	---	---	6,945.03	0.048	0.048	8355
6,523,780	0.530	---	---	---	01/07/2002	06/03/2001	4971	TECHNICAL PUBLICATIONS SA (CR)	0.006	---	0.006	09/02/2015	---	---	---	---	---	---	---	---	---	39.14	0.006	0.006	5557
13,920,000	0.320	---	---	---	19/11/2001	01/08/2000	4726	TEXAPRET SA (CR)	0.080	---	0.080	09/02/2015	---	---	---	---	---	---	---	---	---	1,113.60	0.080	0.080	3763
510,840	1.00	---	---	---	15/07/2008	21/11/2013	5036	TROPEA HOLDING (CR)	2.00	---	2.00	09/02/2015	---	---	---	---	---	---	---	---	---	1,021.68	2.00	2.00	3722
284,465,964	3.70	---	---	---	20/06/2008	15/06/2009	4913	TT HELLENIC POSTBANK (CR)	0.168	---	0.168	09/02/2015	---	---	---	---	---	---	---	---	---	47,790.28	0.168	0.168	8355
89,616,200	0.300	---	---	---	21/08/2000	28/06/2007	4616	UNITED TEXTILES (CR)	0.050	---	0.050	09/02/2015	---	---	---	---	---	---	---	---	---	4,480.81	0.050	0.050	3763
71,683,906	0.400	---	---	---	15/06/2005	05/02/2008	4953	XATZIOANNOU (CR)	0.026	---	0.026	09/02/2015	---	---	---	---	---	---	---	---	---	1,863.78	0.026	0.026	3763



Shares' Notes

Code	Note text
( )	- Adjusted dividends.
*	- Last adjusted closing price.
[1]	- Net dividends.
[2]	- The "Date of Last Coupon" for New listings refers to the date company's stocks started to trade in Athex
[3]	- The Company Market Value is referred to the number of outstanding shares
[4]	- Sectors codification can be found in Appendix A
[5]	- The Market Value refers to the total number of shares listed (including their several classes) in the exchange by the company.
[6]	- P/E greater than 100
[7]	- Last view of the Order Book before the end of the trading session
4446	- Transfer to the "Under Supervision" Category as of 20/10/2008.
4447	- Transfer to the "Under Supervision" Category as of 21/10/2008.
4464	- Suspension of trading as of 1/12/2008.
4548	- Suspension of trading as of 1/4/2009.
4576	- Suspension of trading as of 14/7/2009.
4603	- Suspension of trading as of 1/12/2009.
4616	- Suspension of trading as of 25/2/2010.
4626	- Suspension of trading as of 1/4/2010.
4627	- Suspension of trading as of 1/4/2010.
4628	- Suspension of trading as of 1/4/2010.
4629	- Transfer to the Under Supervision Category as of 12/4/2010.
4651	- Suspension of trading as of 1/6/2010.
4652	- Suspension of trading as of 1/6/2010.
4690	- Transfer to Surveillance category as of 4/4/2006.
4702	- Suspension of trading as of 1/12/2010.
4723	- Suspension of trading as of 31/1/2011.
4726	- Suspension of trading as of 1/3/2011.
4750	- Transfer to the "Under Surveillance Category" from 8/4/2011.
4764	- Suspension of trading as of 20/5/2011.
4765	- Suspension of trading as of 20/5/2011.
4795	- The final gross (pre-tax) dividend is € 0.30 per share and subject to withholding tax on the full dividend amount, i.e. 0,45 per share, for those shareholders liable to withholding tax, in accordance with the applicable tax law provisions.
4814	- Transfer to the Low Dispersion Category as of 30/5/2011.
4815	- Transfer to the Low Dispersion Category as of 30/5/2011.
4816	- Transfer to the Low Dispersion Category as of 30/5/2011.
4817	- Transfer to the Low Dispersion Category as of 30/5/2011.
4820	- Transfer to the Low Dispersion category as of 18/4/2008.
4822	- Transfer to the Low Dispersion category as of 30/5/2011.
4823	- Transfer to the Low Dispersion category as of 4/4/2006.
4827	- Transfer to the Low Dispersion category as of 5/5/2010.
4830	- Suspension of trading as of 10/10/2011.
4833	- Transfer to Surveillance category from 6/5/2010.
4844	- Transfer to the Surveillance category from 8/4/2011.
4847	- Transfer to the Surveillance Category as of 3/7/2009.
4857	- The 793,906,274 new (CR) shares, resulting from the recent share capital increase through a rights issue, are not yet admitted to trading on the ATHEX.
4860	- Suspension of trading as of 30/3/2012.
4865	- Suspension of trading as of 2/4/2012.
4868	- Suspension of trading as of 2/4/2012.
4879	- Transfer to the Surveillance Category as of 10/4/2012.
4881	- Transfer to the Surveillance Category as of 10/4/2012.
4882	- Transfer to the Surveillance Category as of 10/4/2012.
4884	- Transfer to the Surveillance Category as of 10/4/2012.
4885	- Transfer to the Surveillance Category as of 10/4/2012.

## Shares' Notes

Code	Note text
4886	- Transfer to the Surveillance Category as of 10/4/2012.
4887	- Transfer to the Surveillance Category as of 10/4/2012.
4888	- Transfer to the Surveillance Category as of 10/4/2012.
4911	- Lift of suspension from 30/7/2012.
4912	- Transfer to the Surveillance Category as of 31/7/2012.
4913	- Suspension of trading as of 30/8/2012.
4914	- Suspension of trading as of 31/8/2012.
4918	- Suspension of trading as of 31/8/2012.
4920	- Suspension of trading as of 31/8/2012.
4921	- Suspension of trading as of 31/8/2012.
4929	- Suspension of trading as of 1/10/2012.
4937	- Transfer to the UNDER DELETION category as of 30/11/2012.
4938	- Transfer to the UNDER DELETION category as of 30/11/2012.
4939	- Suspension of trading as of 30/11/2012.
4953	- Suspension of trading as of 2/4/2013.
4954	- Suspension of trading as of 2/4/2013.
4955	- Transfer to the Surveillance Category as from 5/4/2013.
4956	- Transfer to the Surveillance Category as from 5/4/2013.
4957	- Transfer to the Surveillance Category as from 5/4/2013.
4958	- Transfer to the Surveillance Category as from 5/4/2013.
4959	- Transfer to the Surveillance Category as from 5/4/2013.
4960	- Transfer to the Surveillance Category as from 5/4/2013.
4961	- Transfer to the Surveillance Category as from 5/4/2013.
4971	- Suspension of trading as of 3/6/2013.
4977	- Transfer to the "Under Surveillance Category" from 11/6/2013.
4978	- Transfer to the Under Supervision Category as of 11/6/2013.
4982	- Suspension of trading as of 1/12/2011.
4983	- Transfer to the Surveillance Category as of 5/4/2013.
4985	- Transfer to the "Under Surveillance Category" from 8/4/2011.
4993	- Suspension of trading as of 21/6/2013 (15:18).
4997	- Transfer to the Under Supervision Category as of 21/12/2009. - The 6,870,053 new (CB) shares, resulting from the recent share capital increase through a rights issue, are not yet admitted to trading on the ATHEX.
5002	- Suspension of trading as of 30/08/2013.
5003	- Suspension of trading as of 30/08/2013.
5004	- Suspension of trading as of 30/08/2013.
5007	- Transfer to the Surveillance category, as of 11/10/2013.
5008	- Transfer to the Surveillance Category from 8/4/2011.
5022	- Suspension of trading as of 2/12/2013.
5023	- Suspension of trading as of 2/12/2013.
5031	- The 612,300 new (CR) shares, resulting from the recent share capital increase through a rights issue, are not yet admitted to trading on the ATHEX.
5033	- Transfer to the Surveillance Category as of 25/11/2011. The 97,144,575 new (CR) shares, resulting from the recent share capital increase through a rights issue, are not yet admitted to trading on the ATHEX.
5036	- The company's share is under suspension of trading as of 2/4/2012. During suspension, the company proceeded and concluded a share reverse split, according to which - after the conclusion of the corporate action - the total number of the company's shares, as well as, the last closing price of 30/03/2012 were adjusted.
5046	- Transfer to the Low Dispersion category as of 8/4/2011.
5047	- Suspension of trading as of 27/3/2014.
5049	- Under suspension of trading as of 1/4/2014.
5053	- Transfer to the UNDER DELETION category as of 10/4/2014.
5054	- Transfer to the Surveillance Category as of 10/4/2014.
5055	- Transfer to the Surveillance Category as of 10/4/2014.
5056	- Transfer to the Under Supervision Category as of 14/4/2014.
5057	- Transfer to the Surveillance Category as of 29/12/2011.
5058	- Transfer to the Surveillance Category as of 29/12/2011.
5059	- Transfer to the Low Dispersion category as of 2/6/2014.

---

## Shares' Notes

---

Code	Note text
5061	- Suspension of trading as of 2/6/2014.
5062	- Transfer to the UNDER DELETION category as of 4/6/2014.
5069	- Suspension of trading as of 1/10/2014.
5073	- The 90,000 new (CR) shares, resulting from the recent share capital increase through a rights issue, are not yet admitted to trading on the ATHEX.
5075	- Transfer to the "Low Dispersion" Category as of 31/10/2014.
5079	- Suspension of trading from 1/12/2014.
5080	- Suspension of trading as of 6/9/2011.
5081	- Transfer to the Surveillance category, as of 19/12/2014.

Securities Blocks Details

Securities	Block Volume	Price	Block Trade Value	Time of approval	Note
NATIONAL BANK (CR)	88,900	1.12	99,888.04	10:47:07	14
INTRALOT (CR)	8,660	1.47	12,768.30	10:48:03	14
INTRALOT (CR)	5,340	1.48	7,925.63	10:48:42	14
JUMBO SA (CR)	73,463	9.60	705,244.80	11:57:39	20
OPAP (CR)	53,547	8.37	447,920.66	12:03:47	20
PIRAEUS BANK (CR)	1,000,000	0.564	563,500.00	12:47:28	20
PIRAEUS BANK (CR)	1,000,000	0.554	554,000.00	13:30:19	20
HELLENIC EXCHANGES-A.S.E. (CR)	38,000	5.65	214,703.80	14:24:25	14
ALPHA BANK (W)	600,000	0.430	258,000.00	14:57:28	20
ALPHA BANK (CR)	2,888,514	0.333	960,430.91	15:03:12	20
ALPHA BANK (W)	1,000,000	0.439	438,500.00	15:09:17	20
PIRAEUS BANK (W)	2,250,000	0.134	301,500.00	15:09:47	20
PIRAEUS BANK (CR)	800,000	0.588	470,400.00	16:18:00	20

Blocks Notes

2 - SPOT 1 or SPOT 2 Packet	11 - Total Assets > 500 bil
3 - Block with Short Selling	12 - Sell Offer through Athex
4 - Buy to Close Block	13 - Forced Sale of NMOE
6 - Simultaneous Constitution	14 - Restoration Packet
7 - Repurchase Agreement	15 - Market Maker Packet
8 - Dispersion's Achievement (Not Listed)	16 - Short Selling
9 - Dispersion's Achievement (Listed)	18 - SPOT 1 Packet
10 - Share Capital Majority of Greek State (> 50 bil)	20 - Method 6-1 Packet

**Shares Rights Details**

Occured date	Exercise from	Exercise until	Trading until	Rights	Price min	Price max	Closing price	Last Bid	Last Ask	Volume	Trades	Transactions Value
--------------	---------------	----------------	---------------	--------	-----------	-----------	---------------	----------	----------	--------	--------	--------------------

No Rights Transactions.

---

**Shares Forced Sales**

---

Securities	Transaction s Volume	Number of Trades	Transactions Value	Note
------------	-------------------------	---------------------	-----------------------	------

---

No Forced Transactions.

---

---

**Forced Sales Notes**

---

- 1 - Normal Forced Sale.
- 2 - Forced Sales of Fixed Registered Shares.
- 3 - Forced Sales of Remaining Stock Fractions.

**Forced Sales Registered Shares**

Securities	Start Date	End Date	Initial Volume	Remaining Volume	Date	Avg price (day)	Avg price (period)	Number of Trades	Transactions Volume	Transactions Value
------------	------------	----------	----------------	------------------	------	-----------------	--------------------	------------------	---------------------	--------------------

No Fixed Registered Shares Forced Sales.

**Forced Sales Notes**

According to Decision 1/380/04.05.2008 of the Hellenic Republic Capital Market Commission, the certificated registered shares that have not been deposited to the issuer for dematerialisation, will be auctioned in the Athens Exchange by the supervising issuer. Forced sales procedure is held according to Article 99A of the Athens Exchange Rulebook. The average price of the period is calculated by dividing the Total transactions value by the Total volume and includes all the transactions made until the current date.

## Exchange Traded Funds (ETFs) Characteristics

	Transactions Date (T)	Creation / Redemption	Units (T-1)	New Units (T-1)	Redemption Units (T-1)	Units (T) [1]	Fund Assets [2]	Net Unit Price	Dividend per	Dividend Date
NBGAM ETF ΓΔ Χ.Α.	10/02/2015	25,000	294,878	---	---	294,878	2,520,341.00	8.5471	---	27/10/2011
ALPHA ETF FTSE Athex Large Cap	10/02/2015	50,000	5,848,618	---	---	5,848,618	13,386,400.00	2.2888	0.05	01/07/2013
NBGAM ETF GREECE & TURKEY 30	10/02/2015	25,000	388,550	---	---	388,550	2,934,140.00	7.5515	---	27/10/2011

## ETFs Notes

[1] - Units (T) = Units (T-1) + New Units (T-1) - Redemption Units (T-1)

[2] - The Creation / Redemption Units of T-1 are included.



## Corporate Bonds

Num Listed Bonds	Nominal price	Issue price	Today's Rate	Exp. Date	Duration (years)	Note	Coupon attached		Trading	Corporate Bonds	Price min	Price max	Closing price	Previous closing		Volume	Transactions Value	Last order			ear min	Year max
							Common	Preferred						price/date	Price			Buy / Sell	Date			
4,122,910	4.77	4.77	5.00	19/03/2015	5	---	20	---	1	MARFIN INVESTMENT GROUP S.A. (Conver to CR shar)	---	---	---	90.0000	12/01/2015	---	---	81.0000	B	28/11/2014	90.0000	90.0000
1,794,284	12.49	9.77	5.05	12/07/2015	8	---	---	---	1	NIREUS S.A. (Convertible to CR shares)	---	---	---	12.0000	29/01/2014	---	---	11.0000	B	17/11/2014	12.0000	12.0000
212,801,311	1.00	1.00	6.30	29/07/2020	7	---	7	---	1	MARFIN INVESTMENT GROUP S.A. SERIES B (BOND)	---	---	---	0.8500	23/08/2013	---	---	1.0000	B	28/11/2014	0.8500	0.8500
163,991,598	1.00	1.00	7.00	29/07/2019	6	---	7	---	1	MARFIN INVESTMENT GROUP S.A. SERIES A (BOND)	---	---	---	1.0000	23/08/2013	---	---	1.0000	B	28/11/2014	1.0000	1.0000

## Corporate Bonds Notes

Transactions Volume = (Pieces) \* (Nominal Price). Transactions Value = (Pieces) \* (Nominal Price) \* (price %) + (Accrued interest).

The price of a Bond is stated as a percentage (%) of Bond's Nominal Price.

Nominal Price in Euros (€), except if it is noted differently.

## Government Bonds

Number Listed Bonds	Nominal price	Today's Rate	Accrued Interest Calc	Exp. Date [1]	Duration (years)	Note	Coupons Date	Curr. coupon value	Trading Unit	Government Bonds	Price min	Price max	Closing price	Previous closing price/date	Volume	Transactions Value	Price	Last order Buy / Sell	Date
2,658,781,973	1.00	4.30	Actual/Actual	24/02/2023	11	---	24/02	4.30	1	GGB-FXD-240223-11Y-2.000-1.00	---	---	---	10.0000 28/01/2015	---	---	---	---	---
2,658,781,973	1.00	4.30	Actual/Actual	24/02/2024	12	---	24/02	4.30	1	GGB-FXD-240224-12Y-2.000-1.00	---	---	---	10.0000 28/01/2015	---	---	---	---	---
2,658,781,973	1.00	4.30	Actual/Actual	24/02/2025	13	---	24/02	4.30	1	GGB-FXD-240225-13Y-2.000-1.00	---	---	---	10.0000 28/01/2015	---	---	---	---	---
2,658,781,973	1.00	4.30	Actual/Actual	24/02/2026	14	---	24/02	4.30	1	GGB-FXD-240226-14Y-2.000-1.00	---	---	---	10.0000 28/01/2015	---	---	---	---	---
2,658,781,973	1.00	4.30	Actual/Actual	24/02/2027	15	---	24/02	4.30	1	GGB-FXD-240227-15Y-2.000-1.00	---	---	---	10.0000 28/01/2015	---	---	---	---	---
2,836,034,104	1.00	4.30	Actual/Actual	24/02/2028	16	---	24/02	4.30	1	GGB-FXD-240228-16Y-2.000-1.00	---	---	---	10.0000 28/01/2015	---	---	---	---	---
2,836,034,104	1.00	4.30	Actual/Actual	24/02/2029	17	---	24/02	4.30	1	GGB-FXD-240229-17Y-2.000-1.00	---	---	---	10.0000 28/01/2015	---	---	---	---	---
2,836,034,104	1.00	4.30	Actual/Actual	24/02/2030	18	---	24/02	4.30	1	GGB-FXD-240230-18Y-2.000-1.00	---	---	---	10.0000 28/01/2015	---	---	---	---	---
2,836,034,104	1.00	4.30	Actual/Actual	24/02/2031	19	---	24/02	4.30	1	GGB-FXD-240231-19Y-2.000-1.00	---	---	---	10.0000 28/01/2015	---	---	---	---	---
2,836,034,104	1.00	4.30	Actual/Actual	24/02/2032	20	---	24/02	4.30	1	GGB-FXD-240232-20Y-2.000-1.00	---	---	---	10.0000 28/01/2015	---	---	---	---	---
2,836,034,104	1.00	4.30	Actual/Actual	24/02/2033	21	---	24/02	4.30	1	GGB-FXD-240233-21Y-2.000-1.00	---	---	---	10.0000 28/01/2015	---	---	---	---	---
2,836,034,104	1.00	4.30	Actual/Actual	24/02/2034	22	---	24/02	4.30	1	GGB-FXD-240234-22Y-2.000-1.00	---	---	---	10.0000 28/01/2015	---	---	---	---	---
2,836,034,104	1.00	4.30	Actual/Actual	24/02/2035	23	---	24/02	4.30	1	GGB-FXD-240235-23Y-2.000-1.00	---	---	---	10.0000 28/01/2015	---	---	---	---	---
2,836,034,104	1.00	4.30	Actual/Actual	24/02/2036	24	---	24/02	4.30	1	GGB-FXD-240236-24Y-2.000-1.00	---	---	---	10.0000 28/01/2015	---	---	---	---	---
2,836,034,104	1.00	4.30	Actual/Actual	24/02/2037	25	---	24/02	4.30	1	GGB-FXD-240237-25Y-2.000-1.00	---	---	---	10.0000 28/01/2015	---	---	---	---	---
2,836,034,104	1.00	4.30	Actual/Actual	24/02/2038	26	---	24/02	4.30	1	GGB-FXD-240238-26Y-2.000-1.00	---	---	---	10.0000 28/01/2015	---	---	---	---	---
2,836,034,104	1.00	4.30	Actual/Actual	24/02/2039	27	---	24/02	4.30	1	GGB-FXD-240239-27Y-2.000-1.00	---	---	---	10.0000 28/01/2015	---	---	---	---	---
2,836,034,104	1.00	4.30	Actual/Actual	24/02/2040	28	---	24/02	4.30	1	GGB-FXD-240240-28Y-2.000-1.00	---	---	---	10.0000 28/01/2015	---	---	---	---	---
2,836,034,104	1.00	4.30	Actual/Actual	24/02/2041	29	---	24/02	4.30	1	GGB-FXD-240241-29Y-2.000-1.00	---	---	---	10.0000 28/01/2015	---	---	---	---	---
2,836,034,104	1.00	4.30	Actual/Actual	24/02/2042	30	---	24/02	4.30	1	GGB-FXD-240242-30Y-2.000-1.00	---	---	---	10.0000 28/01/2015	---	---	---	---	---
742,153	1,000.00	0.93	FLR Actual/360	10/08/2019	5	---	10/02 - 10/08	---	1	GGB-FLT-100819-05Y-0.934-1.000	---	---	---	---	---	---	---	---	---
4,030,827	1,000.00	4.75	Actual/Actual	17/04/2019	5	---	17/04	4.75	1	GGB-FXD-170419-05Y-4.750-1.000	---	---	---	---	---	---	---	---	---
2,089,066	1,000.00	3.38	Actual/Actual	17/07/2017	3	---	17/07	3.38	1	GGB-FXD-170717-03Y-3.375-1.000	---	---	---	---	---	---	---	---	---

## Government Bonds Notes

Transactions Volume = (Pieces) \* (Nominal Price). Transactions Value = (Pieces) \* (Nominal Price) \* (price %) + (Accrued interest).

The Value of current coupon for the issues with NV 0.01 euro refers to NV 100 euros

FLR: Floating Interest Rate.

[1] - The Expiration Date of the interest bearing period and the Date for coupon payment.

Bonds in Circulation	Currency / Min nominal traded Value	Coupons Payment Date	Current Coupon Value	Note	Coupon Attached	Trading Unit	Issue Date	Duration (years)	Today's Interest	A.I.C in days	Bonds	Last price of previous days	Last Outcry in Cash (euro) Price	Buy / Sell	Date	Trades in Pieces	Life min	Life Max	
<b>Bonds of International Organizations</b>																			
1,000,000	EUR / 1000	21/07	---	---	9	1	21/07/2006	10	5.0 FLR	360	EUROPEAN INVESTMENT BANK BOND	97.50	16/04/2007	---	---	---	---	---	
<b>Corporate Bonds in Foreign Currency and Euro</b>																			
103,746	GBP / 10	01/12	0.25	---	56	1	01/12/1930	98	2.5	360	National Mortgage Bank	2.27	05/02/1996	2.27	S	05/02/1996	---	2.27	2.27
0	GBP / 10	01/12	0.25	---	58	1	01/12/1928	100	2.5	360	National Mortgage Bank	---	---	---	---	---	---	---	---

**Government Bonds Notes**

A.I.C: Accrued Interest Calculation base.

FLR: Floating Interest Rate.

The minimum tradeable Nominal Value for all Demeterialised Government Titles is 100 Euros.

## State Banks Bonds (one year maturity)

Number Listed Bonds	Nominal value	Initial Rate	Current Rate	Annual Interest	Issue Date	Note	State Banks Bonds	Trading Unit	Yearly Renewals	Last Outcry in Cash (euro)		Volume
										Price	Buy / Sell	
2,446	1,182.96	4.90	2.47	29.69	31/05/2008	---	H.I.D.B.	1	7	---	---	---

## Bonds Notes

The annual renewal of H.I.D.B. Bonds is free of taxes (net rate).  
For Bonds issue until 30/01/2015 the accrued interest is capitalized.

**Athex & ATHEXClear Members List**

Member Name	Stock Market			Derivatives Market			ATHEXClear Member					
	Address	Phone	Fax	Market Member	Remote Member	Market Maker	Proprietary	Market Maker	Agent	General Clearing	Direct Clearing	Non Clearing
A. SARRIS SECURITIES S.A.				a								
6, DRAGATSANIOU STR. ATHINA	(210)-3367700	(210)-3312324										
AGRICULTURAL BANK OF GREECE S.A.								a			a	
, 23 PANEPISTIMIOU ATHINA	(210)-3298400	(210)-3298322										
ALPHA FINANCE INVESTMENT SERVICES S.A.				a		a		a			a	
5, MERLIN STR. ATHINA	(210)-3677400	(210)-3311193										
ALPHA BANK A.E.							a			a		
40, STADIOU STR ATHINA	(210)-3260000	(210)-3264116										
	(210)-3265546	(210)-3265811										
ARGUS STOCKBROKERS LTD				a	a							
12-14, KENNEDY AVE. S. 303 NICOSIA	(+35722)-22717000	(+35722)-22717070										
ATHENAIKI BROKERAGE FIRM S.A.				a								
33, STADIOU STR. ATHINA	(210)-3254764	(210)-3254767										
ATLANTIC SECURITIES LIMITED				a	a							
37, PRODROMOU STR. NICOSIA	(+35722)-445400	(+35722)-661914										
ATLAS SECURITIES S.A				a			a					a
14 - 16, VERVENON STR.& 125 MICHALAKOPOULOU STR. ATHINA	(210)-3363300	(210)-3238925										
ATTICA BANK S.A.										a		
54, AKADIMIAS STR. ATHINA	(210)-3390757	(210)-3646090										
23, OMIROU STR. ATHINA	(210)-3669000	(210)-3669410										
AXIA VENTURES GROUP LTD				a	a							
10, G. KRANIDIOTI NICOSIA	+357 22 742000	+357 22 742001										
AXON SECURITIES S.A.				a			a					a
48, STADIOU ATHINA	(210)-3363800	(210)-3243903										
BANK OF CYPRUS PUBLIC COMPANY LTD										a		
, 51, STASINOU (AG. PARASKEVI, STROVOLOS) NICOSIA	(0035722)-121883	(0035722)-336258										
170, ALEXANDRAS AVE ATHINA	(210)-6477708	(210)-6477709										
BETA SECURITIES S.A.				a		a	a	a			a	
, BRAILA & 29 ALEXANDRAS AVE ATHINA	(210)-6478900	(210)-6410139										
BNP PARIBAS SECURITIES SERVICES										a		
94, VAS. SOFIAS AVE ATHINA	(210)-7468500	(210)-7468579										
CAPITAL SECURITIES S.A.				a			a					a
58, MITROPOLEOS STR. ATHINA	(210)-3369700	(210)-3369820										
CFS SECURITIES & INVESTMENT SERVICES S.A.				a		a			a		a	
3, STADIOU STR. ATHINA	(210)-3360800	(210)-3311854										
CITIGROUP GLOBAL MARKET LTD				a	a							
, CITIGROUP CENTRE, CANADA SQUARE, CANARY WHART LONDON	002079864000	002079862266										
CO-OPERATIVE CENTRAL BANK LTD					a							
8, GRIGORI AFXENTIOU STR. NICOSIA	(+35722)-743300	(+35722)-672083										
CREDIT AGRICOLE CHEUVREUX S.A.					a							
, 9 QUAI PAUL DOUMER PARIS	33 (0) 1 41 89 70 00											
CREDIT SUISSE SECURITIES (EUROPE) LIMITED				a	a							
, ONE CABOT SQUARE LONDON	+44 20 7888 8888	+44 20 7888 1600										
CYCLOS SECURITIES S.A.				a		a	a				a	
39, PANEPISTIMIOU STR. ATHINA	(210)-3364300	(210)-3239122										
D.A. TSEKOURAS SEC. S.A.				a								
, PESMAZOGLOY 3	(210)-3214406	(210)-3211997										
DEUTSCHE BANK A.G.				a	a							
70, THEODOR-HEUSS-ALLEE FRANKFURT	0049 69 910 00	0049 69 910 34 225										
DYNAMIC SECURITIES				a					a		a	
6 - 10, CHAR. TRIKOUPH STR. ATHINA	(210)-3677700	(210)-3677777										
EL. PETROPOULAKIS SECURITIES S.A.				a					a			a
9, ARISTIDOU STR. ATHINA	(210)-3213928	(210)-3216810										
EUROBANK EQUITIES S.A.				a		a		a			a	
10, FILELLINON STR. ATHINA	(210)-3720000	(210)-3720001										
EUROBANK ERGASIAS S.A.										a		
8, OTHONOS STR. ATHINA	(210)-3337000	(210)-3233866										
	(210)-3337969	(210)-3245916										
EUROCORP SECURITIES S.A.				a			a				a	
14, FILIKIS ETAIRIAS SQ. ATHINA	(210)-7263500	(210)-7263666										
EUOTRUST BROKERAGE S.A.				a								
13-15, SOPHOCLEOUS STR. ATHINA	(210)-3363100	(210)-3238334										

**Athex & ATHEXClear Members List**

Member Name	Stock Market			Derivatives Market			ATHEXClear Member					
	Address	Phone	Fax	Market Member	Remote Member	Market Maker	Proprietary	Market Maker	Agent	General Clearing	Direct Clearing	Non Clearing
EUROXX SECURITIES S.A.				a			a				a	
7, PALAIOLOGOU STR. CHALANDRI	(210)-6879400	(210)-6879401										
G.A. PERVANAS SECURITIES & INVESTMENT SERVICES CO S.A.				a			a					a
7 - 9, SOPHOCLEOUS STR. ATHINA	(210)-3251875	(210)-3210291										
GLOBAL CAPITAL SECURITIES AND FINANCIAL SERVICES LTD				a	a							
5, LEMESOU AVE. LEMESOS CYPRUS	(+35722)-710710	(+35722)-339332										
GUARDIAN TRUST SECURITIES S.A				a		a	a					a
15, FILELLINON STR. ATHINA	(210)-3220402	(210)-3220498										
HELLENIC AMERICAN SEC. S.A.				a			a					
6, EVRIPIDOU STR. ATHINA	(210)-3311100	(210)-3215968										
HELLENIC BANK (INVESTMENTS) LTD				a	a							
31, KYRIAKOY MATSI AVE. NICOSIA	(+35722)-500100	(+35722)-500110										
HSBC BANK PLC										a		
109-111, MESOGION AVE ATHINA	(210)-6961507	(210)-6929310										
INDEX SECURITIES S.A.				a								
6, DRAGATSANIOU STR. ATHINA	(210)-3213920	(210)-3213216										
INTERSEC S.A.							a				a	
80-88, SYGROU AVE ATHINA	(210)-9203000	(210)-9203052										
INVESTMENT BANK OF GREECE S.A.				a		a		a		a		
24B, KIFISSIAS AVE MAROUSI	(210)-8171800	(210)-8171889										
32, AIGEIALIAS MAROUSI	(210) 8173000	(210) 8173101										
J. CHR. MAVRIKIS SECURITIES S.A.				a								
5, SOPHOCLEOUS STR. ATHINA	(210)-3213949	(210)-3217767										
KAPPA SECURITIES S.A.				a			a					a
15, VALAORITOU STR. ATHINA	(210)-3610371	(210)-3641002										
KYPROU SECURITIES S.A.						a	a					a
26, HALKIDONOS & FIDIPIPIDOY STR. ATHINA	(210)-8701000	(210)-8701049										
LAIKI FINANCIAL SERVICES LTD				a	a							
26, CLR HOUSE, VIRONOS AVE. NICOSIA	(+35722)-898600	(+35722)-680953										
LEON DEPOLAS SECURITIES S.A.				a					a			a
1, CHR. LADA STR. ATHINA	(210)-3213286	(210)-3211618										
MAGNA TRUST SECURITIES S.A				a					a			a
9, FIDIOU STR. ATHINA	(210)-3327503	(210)-3327599										
MEGA EQUITY SECURITIES & FINANCIAL SERVICES LTD				a	a							
42-44, GRIBA DIGENI AV. NICOSIA	(+35722)-711711	(+35722)-711811										
MERIT SECURITIES S.A				a		a	a				a	
38, VAS. KONSTANTINOU STR. ATHINA	(210)-3671800	(210)-3671830										
MERRILL LYNCH				a	a							
2, KING EDWARD STREET LONDON	(+4420)-79952000	(+4420)-79954525										
MIDAS BROKERAGE S.A.				a								
5, SOPHOCLEOUS STR. ATHINA	(210)-3253203	(210)-3253205										
N. CHRYSOCHOIDIS STOCK BROKERAGE I.S.S.A.				a					a		a	
7 - 9, SOPHOCLEOUS STR. ATHINA	(210)-3213913	(210)-3216115										
N. SARROS SECURITIES S.A.							a					
7-9, SOPHOCLEOUS STR. ATHINA	(210)-3705600	(210)-3219992										
NATIONAL BANK OF GREECE S.A.				a				a		a		
68, AKADIMIAS STR. ATHINA	(210)-3328817	(210)-3328678										
86, AIOLOU STR. ATHINA	(210)-3341000	(210)-3228187										
NBG SECURITIES S.A.				a		a		a				a
68, AKADIMIAS STR. ATHINA	(210)-3328500	(210)-3328565										
NEW PROTON BANK S.A.							a				a	
20, ESLIN & AMALIADOS ATHINA	210 6970000	210 6970111										
NUNTIUS SECURITIES S.A				a					a			a
6, DRAGATSANIOU STR. ATHINA	(210)-3350599	(210)-3254846										
PANTELAKIS SEC. S.A.				a			a					a
109-111, MESOGION AVE. ATHINA	(210)-6965000	(210)-6929550										
PEGASUS BROKERAGE FIRM S.A				a			a					
17, VALAORITOU STR. ATHINA	(210)-3670700	(210)-3670760										
PIRAEUS BANK S.A.				a					a	a		
4, AMERIKIS STR. ATHINA	(210)-3335000	(210)-3335079										
4, AMERIKIS STR ATHINA	(210)-3335918	(210)-3254207										
PIRAEUS SECURITIES S.A.				a				a			a	
10, STADIOU STR. ATHINA	(210)-3354100	(210)-3233814										

**Athex & ATHEXCclear Members List**

Member Name	Stock Market			Derivatives Market			ATHEXCclear Member		
	Market Member	Remote Member	Market Maker	Proprietary	Market Maker	Agent	General Clearing	Direct Clearing	Non Clearing
<b>PRELIUM SECURITIES &amp; INVESTMENT SERVICES S.A.</b>	a			a					a
, KIFISSIAS AVE & 1 DAVAKI STR ATHINA	(210)-3677000	(210)-6920403							
<b>PROCHOICE SECURITIES LTD</b>	a	a							
57, SPYROU KYPRIANOY NICOSIA	+357-24-661192	+357-24-662464							
<b>SHARELINK SECURITIES &amp; FINANCIAL SERVICES LTD</b>	a	a							
6, ELLINAS HOUSE, THEOTOKI STR. NICOSIA	(+35722)-554200	(+35722)-750852							
<b>SOCIETE GENERALE S.A.</b>	a	a		a					
17, COURS VALMY PUTEAUX - LA DEFENSE PARIS	(+33) 142134754	(+33) 142135697							
240-242, KIFISSIAS AVE ATHINA	(210)-6790161	(210)-6728828							
<b>SOLIDUS SECURITIES S.A</b>	a			a				a	
64, LOUIZIS RIANKOUR STR. ATHINA	(210)-6925500	(210)-6985421							
<b>ST. EM. LAVRENTAKIS SECURITIES S.A.</b>	a			a					a
7 - 9, SOPHOCLEOUS STR. ATHINA	(210)-3213336	(210)-3246572							
<b>THE CYPRUS INVESTMENT AND SECURITIES CORPORATION LIMITED (CISCO)</b>	a	a							
4, EVROU STR. (EUROLIFE HOUSE) NICOSIA	(+35722)-881800	(+35722)-881801							
<b>UBS LIMITED</b>	a	a							
1, FINSBURY AVENUE LONDON	(+4420)-79013333	(+4420)-79012345							
<b>KARAMANOF SECURITIES &amp; INV. SERVICES S.A.</b>	a					a		a	
2, SQ. ST THEODORON ATHINA	(210)-3212947	(210)-3217088							

List of Stocks under Market Making operations

Securities Market Maker	Stock Category	
	Start Market Making	End Market Making
<b>CYPRUS POPULAR BANK (CR)</b>	Suspension Status	
PIRAEUS SECURITIES S.A.	02/02/2013	01/01/2400
<b>VIOHALCO (CB)</b>	Suspension Status	
ALPHA FINANCE INVESTMENT SERVICES S.A.	11/02/2013	01/01/2400
EUROBANK EQUITIES S.A.	20/01/2013	01/01/2400
MERIT SECURITIES S.A.	13/12/2012	01/01/2400
<b>ALPHA BANK (CR)</b>	Main Market	
EUROBANK EQUITIES S.A.	24/10/2012	01/01/2400
HELLENIC AMERICAN SEC. S.A.	25/07/2014	01/01/2400
INVESTMENT BANK OF GREECE S.A.	08/01/2013	01/01/2400
MERIT SECURITIES S.A.	03/09/2013	01/01/2400
NBG SECURITIES S.A.	15/01/2013	01/01/2400
PIRAEUS SECURITIES S.A.	28/05/2013	01/01/2400
<b>ALUMIL (CR)</b>	Main Market	
BETA SECURITIES S.A.	18/07/2013	01/01/2400
<b>ATTICA BANK S.A. (CR)</b>	Main Market	
BETA SECURITIES S.A.	02/06/2014	01/01/2400
EUROBANK EQUITIES S.A.	25/07/2014	01/01/2400
HELLENIC AMERICAN SEC. S.A.	25/07/2014	01/01/2400
<b>BYTE COMPUTER SA (CR)</b>	Main Market	
MERIT SECURITIES S.A.	04/08/2013	01/01/2400
<b>CC HBC AG (CR)</b>	Main Market	
EUROBANK EQUITIES S.A.	23/10/2013	01/01/2400
NBG SECURITIES S.A.	29/04/2013	01/01/2400
<b>ELLAKTOR (CR)</b>	Main Market	
EUROBANK EQUITIES S.A.	01/06/2013	01/01/2400
INVESTMENT BANK OF GREECE S.A.	02/01/2013	01/01/2400
NBG SECURITIES S.A.	25/06/2013	01/01/2400
<b>ELTECH ANEMOS S.A. (CR)</b>	Main Market	
EUROBANK EQUITIES S.A.	22/07/2014	01/01/2400
<b>ELTON SA (CR)</b>	Main Market	
BETA SECURITIES S.A.	03/09/2013	01/01/2400
<b>EUROBANK ERGASIAS (CR)</b>	Main Market	
ALPHA FINANCE INVESTMENT SERVICES S.A.	08/01/2013	01/01/2400
EUROBANK EQUITIES S.A.	01/06/2013	01/01/2400
HELLENIC AMERICAN SEC. S.A.	25/07/2014	01/01/2400
INVESTMENT BANK OF GREECE S.A.	08/01/2013	01/01/2400
PIRAEUS SECURITIES S.A.	28/09/2013	01/01/2400
<b>EUROCONSULTANTS S.A. (CR)</b>	Main Market	
EUROBANK EQUITIES S.A.	22/07/2014	01/01/2400
<b>FOLLI FOLLIE (CR)</b>	Main Market	
NBG SECURITIES S.A.	17/02/2014	01/01/2400
<b>FRIGOGLASS SA (CR)</b>	Main Market	
EUROBANK EQUITIES S.A.	27/10/2014	01/01/2400
<b>GEK TERNA (CR)</b>	Main Market	
INVESTMENT BANK OF GREECE S.A.	02/01/2013	01/01/2400
<b>GR. SARANTIS SA (CR)</b>	Main Market	
BETA SECURITIES S.A.	14/05/2013	01/01/2400
<b>HELLENIC EXCHANGES-A.S.E. (CR)</b>	Main Market	
EUROBANK EQUITIES S.A.	01/06/2013	01/01/2400
HELLENIC AMERICAN SEC. S.A.	01/09/2014	01/01/2400
INVESTMENT BANK OF GREECE S.A.	02/01/2013	01/01/2400
NBG SECURITIES S.A.	25/06/2013	01/01/2400
<b>INTRALOT (CR)</b>	Main Market	
EUROBANK EQUITIES S.A.	01/06/2013	01/01/2400
INVESTMENT BANK OF GREECE S.A.	02/01/2013	01/01/2400
PIRAEUS SECURITIES S.A.	28/09/2013	01/01/2400
<b>KRETA FARM SA (CR)</b>	Main Market	
EUROBANK EQUITIES S.A.	17/11/2014	01/01/2400
<b>LAMDA DEVELOPMENT SA (CR)</b>	Main Market	
EUROBANK EQUITIES S.A.	08/12/2014	01/01/2400
<b>MARFIN INVESTMENT GROUP (CR)</b>	Main Market	
HELLENIC AMERICAN SEC. S.A.	25/07/2014	01/01/2400
PIRAEUS SECURITIES S.A.	02/02/2013	01/01/2400
<b>MLS MULTIMEDIA SA (CR)</b>	Main Market	
BETA SECURITIES S.A.	18/07/2013	01/01/2400



List of Stocks under Market Making operations

Securities Market Maker	Stock Category	
	Start Market Making	End Market Making
<b>MOTOR OIL (CR)</b>	<b>Main Market</b>	
EUROBANK EQUITIES S.A.	23/10/2012	01/01/2400
HELLENIC AMERICAN SEC. S.A.	01/09/2014	01/01/2400
NBG SECURITIES S.A.	17/02/2014	01/01/2400
<b>MYTILINEOS HOLDINGS (CR)</b>	<b>Main Market</b>	
HELLENIC AMERICAN SEC. S.A.	25/07/2014	01/01/2400
INVESTMENT BANK OF GREECE S.A.	02/01/2013	01/01/2400
NBG SECURITIES S.A.	25/06/2013	01/01/2400
<b>NATIONAL BANK (CR)</b>	<b>Main Market</b>	
ALPHA FINANCE INVESTMENT SERVICES S.A.	08/01/2013	01/01/2400
EUROBANK EQUITIES S.A.	24/10/2012	01/01/2400
HELLENIC AMERICAN SEC. S.A.	25/07/2014	01/01/2400
INVESTMENT BANK OF GREECE S.A.	08/01/2013	01/01/2400
MERIT SECURITIES S.A.	03/09/2013	01/01/2400
NBG SECURITIES S.A.	28/02/2013	01/01/2400
PIRAEUS SECURITIES S.A.	08/09/2013	01/01/2400
<b>OPAP (CR)</b>	<b>Main Market</b>	
ALPHA FINANCE INVESTMENT SERVICES S.A.	08/01/2013	01/01/2400
EUROBANK EQUITIES S.A.	24/10/2012	01/01/2400
HELLENIC AMERICAN SEC. S.A.	25/07/2014	01/01/2400
INVESTMENT BANK OF GREECE S.A.	08/01/2013	01/01/2400
NBG SECURITIES S.A.	15/01/2013	01/01/2400
<b>OTE (CR)</b>	<b>Main Market</b>	
ALPHA FINANCE INVESTMENT SERVICES S.A.	08/01/2013	01/01/2400
EUROBANK EQUITIES S.A.	24/10/2012	01/01/2400
HELLENIC AMERICAN SEC. S.A.	25/07/2014	01/01/2400
INVESTMENT BANK OF GREECE S.A.	08/01/2013	01/01/2400
NBG SECURITIES S.A.	01/12/2012	01/01/2400
PIRAEUS SECURITIES S.A.	08/09/2013	01/01/2400
<b>PAPOUTSANIS (CR)</b>	<b>Main Market</b>	
BETA SECURITIES S.A.	25/11/2013	01/01/2400
<b>PETROPOULOS PETROS (CR)</b>	<b>Main Market</b>	
BETA SECURITIES S.A.	28/05/2013	01/01/2400
<b>PIRAEUS BANK (CR)</b>	<b>Main Market</b>	
EUROBANK EQUITIES S.A.	23/10/2012	01/01/2400
HELLENIC AMERICAN SEC. S.A.	25/07/2014	01/01/2400
INVESTMENT BANK OF GREECE S.A.	08/01/2013	01/01/2400
MERIT SECURITIES S.A.	16/09/2013	01/01/2400
NBG SECURITIES S.A.	02/06/2013	01/01/2400
PIRAEUS SECURITIES S.A.	16/02/2013	01/01/2400
<b>PLAISIO COMPUTERS SA (CR)</b>	<b>Main Market</b>	
BETA SECURITIES S.A.	05/05/2014	01/01/2400
<b>PPC (CR)</b>	<b>Main Market</b>	
ALPHA FINANCE INVESTMENT SERVICES S.A.	08/01/2013	01/01/2400
EUROBANK EQUITIES S.A.	23/10/2012	01/01/2400
HELLENIC AMERICAN SEC. S.A.	01/09/2014	01/01/2400
INVESTMENT BANK OF GREECE S.A.	08/01/2013	01/01/2400
NBG SECURITIES S.A.	26/03/2013	01/01/2400
PIRAEUS SECURITIES S.A.	28/09/2013	01/01/2400
<b>PROFILE SA (CR)</b>	<b>Main Market</b>	
EUROBANK EQUITIES S.A.	23/06/2014	01/01/2400
<b>REDS S.A. (CR)</b>	<b>Main Market</b>	
EUROBANK EQUITIES S.A.	05/09/2014	01/01/2400
<b>S.KANAKIS SA (CR)</b>	<b>Main Market</b>	
BETA SECURITIES S.A.	01/10/2013	01/01/2400
<b>TITAN CEMENT (CR)</b>	<b>Main Market</b>	
EUROBANK EQUITIES S.A.	23/10/2012	01/01/2400
NBG SECURITIES S.A.	17/02/2014	01/01/2400
<b>VIOHALCO SA/NV (CB)</b>	<b>Main Market</b>	
ALPHA FINANCE INVESTMENT SERVICES S.A.	17/02/2014	01/01/2400
MERIT SECURITIES S.A.	17/03/2014	01/01/2400

Underlying Asset				Derivatives Market														
Price max	Price min	Closing price	change	Delivery Month	Open price	Price max	Price min	Last price	Closing price	Last Bid	Last Ask	Settlement price	Life high	Life low	Trades	Volume	Open Interest	
<b>FTSE/Athex Large Cap</b>				(Trade Unit: 1 Index Point x 5€, Cash Settlement)														
247.74	226.17	244.75	8.22%	February 2015	230.75	247.50	227.50	246.75	246.75	---	---	247.00	332.75	---	1,816	23,104	43,852	
				March 2015	230.75	247.25	226.00	245.25	245.25	---	---	246.75	---	328.00	---	227	1,293	2,949
				April 2015	---	---	---	---	227.00	---	---	---	---	---	---	---	---	---
				June 2015	---	---	---	---	226.75	---	---	245.25	---	237.00	---	---	---	3
				September 2015	---	---	---	---	226.50	---	---	---	---	---	---	---	---	---
				December 2015	---	---	---	---	227.50	---	---	---	---	---	---	---	---	---

Underlying Asset				Derivatives Market													
Price max	Price min	Closing price	change	Delivery Month	Open price	Price max	Price min	Last price	Closing price	Last Bid	Last Ask	Settlement price	Life high	Life low	Trades	Volume	Open Interest
<b>ALPHA BANK (CR)</b> (Contract Size: 100 Securities, Physical Delivery)																	
0.350	0.315	0.332	7.10%	March 2015	0.325	0.350	0.313	0.343	0.343	---	---	0.346	0.555	---	789	22,152	39,482
				June 2015	0.325	0.325	0.325	0.325	0.325	---	---	0.352	0.405	---	1	50	51
				September 2015	0.334	0.345	0.334	0.345	0.345	---	---	0.350	0.345	---	2	600	300
				December 2015	---	---	---	---	0.315	---	---	---	---	---	---	---	---
<b>CC HBC AG (CR)</b> (Contract Size: 100 Securities, Physical Delivery)																	
15.12	14.60	14.95	2.40%	March 2015	14.70	15.07	14.70	15.07	15.07	---	---	14.91	17.10	---	9	27	218
				June 2015	---	---	---	---	14.71	---	---	---	---	---	---	---	---
				September 2015	---	---	---	---	14.43	---	---	---	---	---	---	---	---
				December 2015	---	---	---	---	14.50	---	---	---	---	---	---	---	---
<b>CORINTH PIPEWORKS SA (CR)</b> (Contract Size: 100 Securities, Physical Delivery)																	
0.883	0.841	0.866	5.61%	March 2015	0.860	0.882	0.851	0.882	0.882	---	---	0.846	1.01	---	8	30	407
				June 2015	---	---	---	---	0.826	---	---	1.03	0.999	---	---	---	75
				September 2015	---	---	---	---	0.830	---	---	---	---	---	---	---	---
				December 2015	---	---	---	---	0.834	---	---	---	---	---	---	---	---
<b>ELLAKTOR (CR)</b> (Contract Size: 100 Securities, Physical Delivery)																	
2.21	1.89	2.21	19.46%	March 2015	1.92	2.19	1.90	2.19	2.19	---	---	2.22	2.75	---	48	316	1,634
				June 2015	---	---	---	---	1.86	---	---	---	---	---	---	---	---
				September 2015	---	---	---	---	1.87	---	---	---	---	---	---	---	---
				December 2015	---	---	---	---	1.88	---	---	---	---	---	---	---	---
<b>EUROBANK ERGASIAS (CR)</b> (Contract Size: 100 Securities, Physical Delivery)																	
0.152	0.129	0.146	19.67%	March 2015	0.127	0.152	0.127	0.148	0.148	---	---	0.150	0.267	---	308	10,509	72,504
				June 2015	0.146	0.146	0.146	0.146	0.146	---	---	0.150	0.277	---	1	20	321
				September 2015	0.142	0.142	0.142	0.142	0.142	---	---	0.154	0.142	---	1	1,000	1,000
				December 2015	---	---	---	---	0.124	---	---	---	---	---	---	---	---
<b>EYDAP S.A. (CR)</b> (Contract Size: 100 Securities, Physical Delivery)																	
6.18	5.77	6.00	5.63%	March 2015	5.80	6.01	5.80	6.01	6.01	---	---	5.95	6.43	---	4	4	158
				June 2015	---	---	---	---	5.34	---	---	---	---	---	---	---	---
				September 2015	---	---	---	---	5.32	---	---	---	---	---	---	---	---
				December 2015	---	---	---	---	5.35	---	---	---	---	---	---	---	---
<b>FOLLI FOLLIE (CR)</b> (Contract Size: 100 Securities, Physical Delivery)																	
31.48	28.50	29.50	0.68%	March 2015	29.85	30.29	28.91	30.00	30.00	---	---	28.72	30.75	---	37	63	298
				June 2015	---	---	---	---	29.51	---	---	27.61	23.52	---	---	---	2
				September 2015	---	---	---	---	29.66	---	---	---	---	---	---	---	---
				December 2015	---	---	---	---	29.81	---	---	---	---	---	---	---	---
<b>FRIGOGLASS SA (CR)</b> (Contract Size: 100 Securities, Physical Delivery)																	
1.75	1.62	1.73	6.79%	March 2015	1.65	1.75	1.65	1.75	1.75	---	---	1.71	2.02	---	5	9	355
				June 2015	---	---	---	---	1.63	---	---	---	---	---	---	---	---
				September 2015	---	---	---	---	1.64	---	---	---	---	---	---	---	---
				December 2015	---	---	---	---	1.65	---	---	---	---	---	---	---	---

Underlying Asset				Derivatives Market													
Price max	Price min	Closing price	change	Delivery Month	Open price	Price max	Price min	Last price	Closing price	Last Bid	Last Ask	Settlement price	Life high	Life low	Trades	Volume	Open Interest
<b>GEK TERNA (CR)</b>				(Contract Size: 100 Securities, Physical Delivery)													
2.04	1.82	2.02	12.85%	March 2015	1.88	2.04	1.84	2.03	2.03	---	---	2.03	2.80	---	87	495	6,918
				June 2015	---	---	---	---	1.80	---	---	2.03	---	2.73	---	---	---
				September 2015	---	---	---	---	1.81	---	---	---	---	---	---	---	---
				December 2015	---	---	---	---	1.82	---	---	---	---	---	---	---	---
<b>GRIVALIA PROPERTIES (CR)</b>				(Contract Size: 100 Securities, Physical Delivery)													
7.99	7.63	7.90	3.95%	March 2015	7.76	7.90	7.76	7.86	7.86	---	---	7.76	8.45	---	5	20	261
				June 2015	---	---	---	---	7.47	---	---	---	---	---	---	---	---
				September 2015	---	---	---	---	7.51	---	---	---	---	---	---	---	---
				December 2015	---	---	---	---	7.55	---	---	---	---	---	---	---	---
<b>HELLENIC EXCHANGES-A.S.E. (CR)</b>				(Contract Size: 100 Securities, Physical Delivery)													
5.79	5.33	5.79	10.50%	March 2015	5.38	5.78	5.38	5.70	5.70	---	---	5.71	6.30	---	110	290	1,698
				June 2015	---	---	---	---	5.19	---	---	5.62	---	---	---	---	---
				September 2015	---	---	---	---	5.21	---	---	---	---	---	---	---	---
				December 2015	---	---	---	---	5.24	---	---	---	---	---	---	---	---
<b>HELLENIC PETROLEUM (CR)</b>				(Contract Size: 100 Securities, Physical Delivery)													
4.26	3.86	4.26	10.36%	March 2015	4.10	4.20	3.94	4.18	4.18	---	---	4.19	4.75	---	31	93	3,692
				June 2015	---	---	---	---	3.89	---	---	---	---	---	---	---	---
				September 2015	---	---	---	---	3.76	---	---	---	---	---	---	---	---
				December 2015	---	---	---	---	3.78	---	---	---	---	---	---	---	---
<b>INTRALOT (CR)</b>				(Contract Size: 100 Securities, Physical Delivery)													
1.67	1.55	1.65	6.45%	March 2015	1.55	1.68	1.55	1.65	1.65	---	---	1.68	1.68	---	28	191	475
				June 2015	---	---	---	---	1.56	---	---	---	---	---	---	---	---
				September 2015	---	---	---	---	1.57	---	---	---	---	---	---	---	---
				December 2015	---	---	---	---	1.58	---	---	---	---	---	---	---	---
<b>JUMBO SA (CR)</b>				(Contract Size: 100 Securities, Physical Delivery)													
10.75	9.49	10.28	7.08%	March 2015	9.85	10.65	9.50	10.40	10.40	---	---	10.50	10.90	---	60	146	820
				June 2015	---	---	---	---	9.67	---	---	---	---	---	---	---	---
				September 2015	---	---	---	---	9.72	---	---	---	---	---	---	---	---
				December 2015	---	---	---	---	9.59	---	---	---	---	---	---	---	---
<b>MARFIN INVESTMENT GROUP (CR)</b>				(Contract Size: 100 Securities, Physical Delivery)													
0.170	0.158	0.170	10.39%	March 2015	0.165	0.175	0.160	0.170	0.170	---	---	0.170	0.250	---	49	551	27,563
				June 2015	---	---	---	---	0.155	---	---	0.174	0.188	---	---	---	8
				September 2015	---	---	---	---	0.156	---	---	---	---	---	---	---	---
				December 2015	---	---	---	---	0.157	---	---	---	---	---	---	---	---
<b>METKA (CR)</b>				(Contract Size: 100 Securities, Physical Delivery)													
9.97	9.32	9.97	7.20%	March 2015	9.51	9.87	9.33	9.83	9.83	---	---	9.89	9.97	---	15	39	345
				June 2015	---	---	---	---	9.37	---	---	---	---	---	---	---	---
				September 2015	---	---	---	---	9.11	---	---	---	---	---	---	---	---
				December 2015	---	---	---	---	9.16	---	---	---	---	---	---	---	---

Underlying Asset				Derivatives Market													
Price max	Price min	Closing price	change	Delivery Month	Open price	Price max	Price min	Last price	Closing price	Last Bid	Last Ask	Settlement price	Life high	Life low	Trades	Volume	Open Interest
<b>MOTOR OIL (CR)</b>																	
(Contract Size: 100 Securities, Physical Delivery)																	
7.24	6.80	7.16	4.68%	March 2015	6.88	7.20	6.81	7.20	7.20	---	---	7.04	7.20	---	38	136	470
				June 2015	---	---	---	---	6.89	---	---	7.04	---	---	---	---	---
				September 2015	---	---	---	---	6.72	---	---	---	---	---	---	---	---
				December 2015	---	---	---	---	6.76	---	---	---	---	---	---	---	---
<b>MYTILINEOS HOLDINGS (CR)</b>																	
(Contract Size: 100 Securities, Physical Delivery)																	
6.15	5.58	6.15	11.61%	March 2015	5.93	6.15	5.61	6.13	6.13	---	---	6.11	6.24	---	201	600	3,403
				June 2015	---	---	---	---	5.55	---	---	6.21	6.43	---	---	---	---
				September 2015	---	---	---	---	5.58	---	---	6.32	5.52	---	---	---	---
				December 2015	---	---	---	---	5.61	---	---	---	---	---	---	---	---
<b>NATIONAL BANK (CR)</b>																	
(Contract Size: 100 Securities, Physical Delivery)																	
1.12	0.923	1.10	20.75%	March 2015	0.950	1.11	0.925	1.10	1.10	---	---	1.10	1.90	---	1,006	15,480	23,501
				June 2015	---	---	---	---	0.918	---	---	1.10	2.10	---	---	---	50
				September 2015	---	---	---	---	0.922	---	---	---	---	---	---	---	---
				December 2015	---	---	---	---	0.927	---	---	---	---	---	---	---	---
<b>OPAP (CR)</b>																	
(Contract Size: 100 Securities, Physical Delivery)																	
9.29	8.10	8.87	7.65%	March 2015	8.21	9.27	8.13	8.89	8.89	---	---	8.99	10.50	---	375	1,522	2,255
				June 2015	8.40	8.40	8.40	8.40	8.40	---	---	8.99	8.84	---	1	30	3
				September 2015	8.40	8.40	8.40	8.40	8.40	---	---	8.99	8.82	---	1	30	2
				December 2015	---	---	---	---	8.13	---	---	---	---	---	---	---	---
<b>OTE (CR)</b>																	
(Contract Size: 100 Securities, Physical Delivery)																	
8.18	7.57	7.84	2.35%	March 2015	7.88	8.16	7.58	7.94	7.94	---	---	8.01	10.09	---	622	4,176	6,956
				June 2015	---	---	---	---	7.72	---	---	8.01	10.57	---	---	---	10
				September 2015	7.80	8.22	7.73	7.95	7.95	---	---	8.07	8.22	---	13	190	120
				December 2015	---	---	---	---	7.79	---	---	---	---	---	---	---	---
<b>P.P.A. S.A. (CR)</b>																	
(Contract Size: 100 Securities, Physical Delivery)																	
13.00	11.70	13.00	16.91%	March 2015	11.70	12.80	11.70	12.80	12.80	---	---	13.01	13.20	---	18	46	182
				June 2015	---	---	---	---	11.20	---	---	---	---	---	---	---	---
				September 2015	---	---	---	---	11.14	---	---	---	---	---	---	---	---
				December 2015	---	---	---	---	11.19	---	---	---	---	---	---	---	---
<b>PIRAEUS BANK (CR)</b>																	
(Contract Size: 100 Securities, Physical Delivery)																	
0.627	0.546	0.601	15.58%	March 2015	0.530	0.635	0.530	0.609	0.609	---	---	0.618	1.34	---	668	12,275	34,929
				June 2015	0.564	0.564	0.564	0.564	0.564	---	---	0.630	1.00	---	1	1	5
				September 2015	0.589	0.591	0.579	0.582	0.582	---	---	0.617	0.591	---	8	900	900
				December 2015	---	---	---	---	0.529	---	---	---	---	---	---	---	---
<b>PPC (CR)</b>																	
(Contract Size: 100 Securities, Physical Delivery)																	
5.70	5.13	5.64	8.88%	March 2015	5.23	5.70	5.15	5.63	5.63	---	---	5.67	7.94	---	372	1,565	3,759
				June 2015	---	---	---	---	5.22	---	---	5.70	8.06	---	---	---	---
				September 2015	---	---	---	---	5.21	---	---	---	---	---	---	---	---
				December 2015	---	---	---	---	5.24	---	---	---	---	---	---	---	---

Underlying Asset				Derivatives Market													
Price max	Price min	Closing price	change	Delivery Month	Open price	Price max	Price min	Last price	Closing price	Last Bid	Last Ask	Settlement price	Life high	Life low	Trades	Volume	Open Interest
<b>SIDENOR (CR)</b>				(Contract Size: 100 Securities, Physical Delivery)													
0.667	0.600	0.667	11.91%	March 2015	0.601	0.630	0.601	0.630	0.630	---	---	0.669	0.692	---	5	36	678
				June 2015	---	---	---	---	0.600	---	---	---	---	---	---	---	---
				September 2015	---	---	---	---	0.603	---	---	---	---	---	---	---	---
				December 2015	---	---	---	---	0.606	---	---	---	---	---	---	---	---
<b>TERNA ENERGY (CR)</b>				(Contract Size: 100 Securities, Physical Delivery)													
2.45	2.25	2.45	8.41%	March 2015	2.35	2.40	2.29	2.40	2.40	---	---	2.47	2.51	---	11	31	807
				June 2015	---	---	---	---	2.22	---	---	3.09	2.47	---	---	---	800
				September 2015	---	---	---	---	2.23	---	---	---	---	---	---	---	---
				December 2015	---	---	---	---	2.24	---	---	---	---	---	---	---	---
<b>TITAN CEMENT (CR)</b>				(Contract Size: 100 Securities, Physical Delivery)													
24.95	22.31	23.27	5.77%	March 2015	21.94	24.50	21.94	23.57	23.57	---	---	22.72	24.50	---	143	314	851
				June 2015	---	---	---	---	22.16	---	---	---	---	---	---	---	---
				September 2015	---	---	---	---	22.17	---	---	---	---	---	---	---	---
				December 2015	---	---	---	---	22.28	---	---	---	---	---	---	---	---
<b>VIOHALCO SA/NV (CB)</b>				(Contract Size: 100 Securities, Physical Delivery)													
2.75	2.33	2.75	16.53%	March 2015	2.49	2.64	2.49	2.64	2.64	---	---	2.73	2.64	---	3	7	365
				June 2015	---	---	---	---	2.38	---	---	---	---	---	---	---	---
				September 2015	---	---	---	---	2.39	---	---	---	---	---	---	---	---
				December 2015	---	---	---	---	2.40	---	---	---	---	---	---	---	---



## FTSE/Athex Large Cap

(Trade Unit: 1 Index Point x 5€ - Exercise Style: European, Cash Settlement)

Call Options															Put Options																		
Exercise Price	February 2015							March 2015							Other Months		February 2015							March 2015							Other Months		Exercise Price
	Open price	Price max	Price min	Last price	Closing price	Volume	Open Interest	Open price	Price max	Price min	Last price	Closing price	Volume	Open Interest	Volume	Open Interest	Open price	Price max	Price min	Last price	Closing price	Volume	Open Interest	Open price	Price max	Price min	Last price	Closing price	Volume	Open Interest	Volume	Open Interest	
360	-	-	-	-	-	-	-	0.00	0.00	0.00	-	0.85	-	-	-	-	-	-	-	-	-	-	-	0.00	0.00	0.00	-	136.00	-	-	-	-	360
365	-	-	-	-	-	-	-	0.00	0.00	0.00	-	0.74	-	-	-	-	-	-	-	-	-	-	-	0.00	0.00	0.00	-	141.00	-	-	-	-	365
370	-	-	-	-	-	-	-	0.00	0.00	0.00	-	0.65	-	-	-	-	-	-	-	-	-	-	-	0.00	0.00	0.00	-	146.00	-	-	-	-	370
375	-	-	-	-	-	-	-	0.00	0.00	0.00	-	0.57	-	-	-	-	-	-	-	-	-	-	-	0.00	0.00	0.00	-	151.00	-	-	-	-	375
380	-	-	-	-	-	-	-	0.00	0.00	0.00	-	0.50	-	-	-	-	-	-	-	-	-	-	-	0.00	0.00	0.00	-	156.00	-	-	-	-	380
385	-	-	-	-	-	-	-	0.00	0.00	0.00	-	0.43	-	-	-	-	-	-	-	-	-	-	-	0.00	0.00	0.00	-	161.00	-	-	-	-	385
390	-	-	-	-	-	-	-	0.00	0.00	0.00	-	0.38	-	-	-	-	-	-	-	-	-	-	-	0.00	0.00	0.00	-	166.00	-	-	-	-	390
395	-	-	-	-	-	-	-	0.00	0.00	0.00	-	0.33	-	-	-	-	-	-	-	-	-	-	-	0.00	0.00	0.00	-	170.00	-	-	-	-	395
400	-	-	-	-	-	-	-	0.00	0.00	0.00	-	0.29	-	-	-	-	-	-	-	-	-	-	-	0.00	0.00	0.00	-	175.00	-	-	-	-	400
405	-	-	-	-	-	-	-	0.00	0.00	0.00	-	0.25	-	-	-	-	-	-	-	-	-	-	-	0.00	0.00	0.00	-	180.00	-	-	-	-	405
410	-	-	-	-	-	-	-	0.00	0.00	0.00	-	0.22	-	-	-	-	-	-	-	-	-	-	-	0.00	0.00	0.00	-	185.00	-	-	-	-	410
415	-	-	-	-	-	-	-	0.00	0.00	0.00	-	0.19	-	-	-	-	-	-	-	-	-	-	-	0.00	0.00	0.00	-	190.00	-	-	-	-	415
420	-	-	-	-	-	-	-	0.00	0.00	0.00	-	0.16	-	-	-	-	-	-	-	-	-	-	-	0.00	0.00	0.00	-	195.00	-	-	-	-	420
425	-	-	-	-	-	-	-	0.00	0.00	0.00	-	0.14	-	-	-	-	-	-	-	-	-	-	-	0.00	0.00	0.00	-	200.00	-	-	-	-	425
430	-	-	-	-	-	-	-	0.00	0.00	0.00	-	0.12	-	-	-	-	-	-	-	-	-	-	-	0.00	0.00	0.00	-	205.00	-	-	-	-	430
435	-	-	-	-	-	-	-	0.00	0.00	0.00	-	0.11	-	-	-	-	-	-	-	-	-	-	-	0.00	0.00	0.00	-	210.00	-	-	-	-	435
440	0.00	0.00	0.00	-	0.02	-	-	0.00	0.00	0.00	-	0.09	-	-	-	-	0.00	0.00	0.00	-	214.00	-	-	0.00	0.00	0.00	-	215.00	-	-	-	-	440
445	-	-	-	-	-	-	-	0.00	0.00	0.00	-	0.08	-	-	-	-	-	-	-	-	-	-	-	0.00	0.00	0.00	-	220.00	-	-	-	-	445
450	-	-	-	-	-	-	-	0.00	0.00	0.00	-	0.07	-	-	-	-	-	-	-	-	-	-	-	0.00	0.00	0.00	-	225.00	-	11	-	-	450
455	-	-	-	-	-	-	-	0.00	0.00	0.00	-	0.06	-	-	-	-	-	-	-	-	-	-	-	0.00	0.00	0.00	-	230.00	-	-	-	-	455
Totals:						188	5,207					134	502	0	0						10	887					112	1,531	0	0			
Number of Trades:						16						6		0							6						5		0				



ALPHA BANK (CR)

(Contract Size: 100 Securities, Exercise Style: American, Physical Delivery)

Call Options																Put Options																	
Exercise Price	February 2015							March 2015							Other Months		February 2015							March 2015							Other Months		Exercise Price
	Open price	Price max	Price min	Last price	Closing price	Volume	Open Interest	Open price	Price max	Price min	Last price	Closing price	Volume	Open Interest	Volume	Open Interest	Open price	Price max	Price min	Last price	Closing price	Volume	Open Interest	Open price	Price max	Price min	Last price	Closing price	Volume	Open Interest	Volume	Open Interest	
0.100	0.000	0.000	0.000		0.210	-	-	0.000	0.000	0.000		0.210	-	-			0.000	0.000	0.000		0.001	-	-	0.000	0.000	0.000		0.001	-	-			0.001
0.200	0.000	0.000	0.000		0.110	-	-	0.000	0.000	0.000		0.112	-	-			0.000	0.000	0.000		0.001	-	-	0.000	0.000	0.000		0.002	-	-			0.002
0.300	0.000	0.000	0.000		0.024	-	-	0.000	0.000	0.000		0.040	-	-			0.000	0.000	0.000		0.014	-	-	0.000	0.000	0.000		0.030	-	-			0.003
0.400	0.000	0.000	0.000		0.001	-	-	0.000	0.000	0.000		0.010	-	40			0.000	0.000	0.000		0.091	-	-	0.000	0.000	0.000		0.100	-	-			0.004
0.500	0.000	0.000	0.000		0.001	-	-	0.000	0.000	0.000		0.002	-	-			0.000	0.000	0.000		0.190	-	-	0.000	0.000	0.000		0.192	-	-			0.005
0.600	0.000	0.000	0.000		0.001	-	-	0.000	0.000	0.000		0.002	-	-			0.000	0.000	0.000		0.290	-	-	0.000	0.000	0.000		0.290	-	-			0.006
0.700	0.000	0.000	0.000		0.001	-	-	0.000	0.000	0.000		0.001	-	-			0.000	0.000	0.000		0.390	-	-	0.000	0.000	0.000		0.390	-	-			0.007
0.800	0.000	0.000	0.000		0.001	-	-	0.000	0.000	0.000		0.001	-	-			0.000	0.000	0.000		0.490	-	-	0.000	0.000	0.000		0.490	-	-			0.008
0.900	0.000	0.000	0.000		0.001	-	-	0.000	0.000	0.000		0.001	-	-			0.000	0.000	0.000		0.590	-	-	0.000	0.000	0.000		0.590	-	-			0.009
1.000	0.000	0.000	0.000		0.001	-	-	0.000	0.000	0.000		0.001	-	-			0.000	0.000	0.000		0.690	-	-	0.000	0.000	0.000		0.690	-	-			0.010
1.100						-	-	0.000	0.000	0.000		0.001	-	-								-	-	0.000	0.000	0.000		0.790	-	-			0.011
Totals:						0	0					0	40	0	0						0	0						0	0	0	0		
Number of Trades:						0						0		0							0.00							0		0			

NATIONAL BANK (CR)

(Contract Size: 100 Securities, Exercise Style: American, Physical Delivery)

Call Options														Put Options																		
February 2015							March 2015							Other Months		February 2015							March 2015							Other Months		Exercise Price
Open price	Price max	Price min	Last price	Closing price	Volume	Open Interest	Open price	Price max	Price min	Last price	Closing price	Volume	Open Interest	Volume	Open Interest	Open price	Price max	Price min	Last price	Closing price	Volume	Open Interest	Open price	Price max	Price min	Last price	Closing price	Volume	Open Interest	Volume	Open Interest	
0.600	0.000	0.000	0.000	0.311	-	-	0.000	0.000	0.000	0.319	-	-	0.000	0.000	0.000	0.001	-	-	0.000	0.000	0.000	0.007	-	-	0.000	0.000	0.000	0.022	-	-	0.006	
0.700	0.000	0.000	0.000	0.213	-	-	0.000	0.000	0.000	0.234	-	-	0.000	0.000	0.000	0.002	-	-	0.000	0.000	0.000	0.051	-	-	0.000	0.000	0.000	0.051	-	-	0.007	
0.800	0.000	0.000	0.000	0.125	-	-	0.000	0.000	0.000	0.164	-	-	0.000	0.000	0.000	0.014	-	-	0.000	0.000	0.000	0.051	-	-	0.000	0.000	0.000	0.051	-	-	0.008	
0.900	0.000	0.000	0.000	0.061	-	-	0.000	0.000	0.000	0.110	-	-	0.000	0.000	0.000	0.049	-	-	0.000	0.000	0.000	0.097	-	-	0.000	0.000	0.000	0.097	-	-	0.009	
1.000	0.000	0.000	0.000	0.024	-	-	0.000	0.000	0.000	0.071	-	-	0.000	0.000	0.000	0.113	-	-	0.000	0.000	0.000	0.158	-	-	0.000	0.000	0.000	0.158	-	-	0.010	
1.100	0.000	0.000	0.000	0.008	-	-	0.000	0.000	0.000	0.044	-	-	0.000	0.000	0.000	0.196	-	-	0.000	0.000	0.000	0.231	-	-	0.000	0.000	0.000	0.231	-	-	0.011	
1.200	0.000	0.000	0.000	0.002	-	22	0.000	0.000	0.000	0.027	-	-	0.000	0.000	0.000	0.291	-	-	0.000	0.000	0.000	0.314	-	-	0.000	0.000	0.000	0.314	-	-	0.012	
1.300	0.000	0.000	0.000	0.001	-	-	0.000	0.000	0.000	0.016	-	20	0.000	0.000	0.000	0.389	-	-	0.000	0.000	0.000	0.403	-	-	0.000	0.000	0.000	0.403	-	-	0.013	
1.400	0.000	0.000	0.000	0.007	-	-	0.000	0.000	0.000	0.010	-	-	0.000	0.000	0.000	0.489	-	-	0.000	0.000	0.000	0.497	-	-	0.000	0.000	0.000	0.497	-	-	0.014	
1.500	0.000	0.000	0.000	0.001	-	10	0.000	0.000	0.000	0.005	-	-	0.000	0.000	0.000	0.589	-	-	0.000	0.000	0.000	0.593	-	-	0.000	0.000	0.000	0.593	-	-	0.015	
1.600	0.000	0.000	0.000	0.001	-	-	0.000	0.000	0.000	0.003	-	-	0.000	0.000	0.000	0.689	-	-	0.000	0.000	0.000	0.691	-	-	0.000	0.000	0.000	0.691	-	-	0.016	
1.700	0.000	0.000	0.000	0.002	-	-	0.000	0.000	0.000	0.002	-	-	0.000	0.000	0.000	0.789	-	-	0.000	0.000	0.000	0.790	-	-	0.000	0.000	0.000	0.790	-	-	0.017	
1.800	0.000	0.000	0.000	0.001	-	-	0.000	0.000	0.000	0.001	-	-	0.000	0.000	0.000	0.889	-	-	0.000	0.000	0.000	0.889	-	-	0.000	0.000	0.000	0.889	-	-	0.018	
1.900	0.000	0.000	0.000	0.005	-	-	0.000	0.000	0.000	0.001	-	-	0.000	0.000	0.000	0.989	-	-	0.000	0.000	0.000	0.989	-	-	0.000	0.000	0.000	0.989	-	-	0.019	
2.000	0.000	0.000	0.000	0.003	-	-	0.000	0.000	0.000	0.002	-	-	0.000	0.000	0.000	1.09	-	-	0.000	0.000	0.000	1.09	-	-	0.000	0.000	0.000	1.09	-	-	0.020	
2.200	0.000	0.000	0.000	0.001	-	-	0.000	0.000	0.000	0.001	-	-	0.000	0.000	0.000	1.29	-	-	0.000	0.000	0.000	1.29	-	-	0.000	0.000	0.000	1.29	-	-	0.022	
2.400	0.000	0.000	0.000	0.001	-	-	0.000	0.000	0.000	0.001	-	-	0.000	0.000	0.000	1.49	-	-	0.000	0.000	0.000	1.49	-	-	0.000	0.000	0.000	1.49	-	-	0.024	
2.600	0.000	0.000	0.000	0.001	-	-	0.000	0.000	0.000	0.003	-	-	0.000	0.000	0.000	1.69	-	-	0.000	0.000	0.000	1.69	-	-	0.000	0.000	0.000	1.69	-	-	0.026	
2.800	0.000	0.000	0.000	0.001	-	-	0.000	0.000	0.000	0.001	-	-	0.000	0.000	0.000	1.89	-	-	0.000	0.000	0.000	1.89	-	-	0.000	0.000	0.000	1.89	-	-	0.028	
3.000					-	-	0.000	0.000	0.000	0.001	-	-	0.000	0.000	0.000		-	-	0.000	0.000	0.000	2.09	-	-	0.000	0.000	0.000	2.09	-	-	0.030	
3.200					-	-	0.000	0.000	0.000	0.001	-	-	0.000	0.000	0.000		-	-	0.000	0.000	0.000	2.29	-	-	0.000	0.000	0.000	2.29	-	-	0.032	
3.400					-	-	0.000	0.000	0.000	0.001	-	-	0.000	0.000	0.000		-	-	0.000	0.000	0.000	2.49	-	-	0.000	0.000	0.000	2.49	-	-	0.034	
3.600					-	-	0.000	0.000	0.000	0.001	-	-	0.000	0.000	0.000		-	-	0.000	0.000	0.000	2.69	-	-	0.000	0.000	0.000	2.69	-	-	0.036	
3.800					-	-	0.000	0.000	0.000	0.001	-	-	0.000	0.000	0.000		-	-	0.000	0.000	0.000	2.89	-	-	0.000	0.000	0.000	2.89	-	-	0.038	
4.000					-	-	0.000	0.000	0.000	0.001	-	-	0.000	0.000	0.000		-	-	0.000	0.000	0.000	3.09	-	-	0.000	0.000	0.000	3.09	-	-	0.040	
4.400					-	-	0.000	0.000	0.000	0.001	-	-	0.000	0.000	0.000		-	-	0.000	0.000	0.000	3.49	-	-	0.000	0.000	0.000	3.49	-	-	0.044	
4.800					-	-	0.000	0.000	0.000	0.001	-	-	0.000	0.000	0.000		-	-	0.000	0.000	0.000	3.89	-	-	0.000	0.000	0.000	3.89	-	-	0.048	
5.200					-	-	0.000	0.000	0.000	0.002	-	-	0.000	0.000	0.000		-	-	0.000	0.000	0.000	4.29	-	-	0.000	0.000	0.000	4.29	-	-	0.052	
5.600					-	-	0.000	0.000	0.000	0.001	-	-	0.000	0.000	0.000		-	-	0.000	0.000	0.000	4.69	-	-	0.000	0.000	0.000	4.69	-	-	0.056	
Totals:					0	32						0	20	0	0						0	0						0	320	0	0	
Number of Trades:					0						0	0						0.00						0	0							

OPAP (CR)

(Contract Size: 100 Securities, Exercise Style: American, Physical Delivery)

Exercise Price	Call Options														Put Options																		
	February 2015							March 2015							Other Months		February 2015							March 2015							Other Months		Exercise Price
	Open price	Price max	Price min	Last price	Closing price	Volume	Open Interest	Open price	Price max	Price min	Last price	Closing price	Volume	Open Interest	Volume	Open Interest	Open price	Price max	Price min	Last price	Closing price	Volume	Open Interest	Open price	Price max	Price min	Last price	Closing price	Volume	Open Interest	Volume	Open Interest	
6.000	0.000	0.000	0.000	2.24	-	-	0.000	0.000	0.000	2.28	-	-				0.000	0.000	0.000	0.001	-	-	0.000	0.000	0.000	0.028	-	-				0.060		
6.400	0.000	0.000	0.000	1.85	-	-	0.000	0.000	0.000	1.92	-	-				0.000	0.000	0.000	0.005	-	-	0.000	0.000	0.000	0.062	-	-				0.064		
6.800	0.000	0.000	0.000	1.46	-	-	0.000	0.000	0.000	1.58	-	-				0.000	0.000	0.000	0.020	-	-	0.000	0.000	0.000	0.120	-	-				0.068		
7.200	0.000	0.000	0.000	1.10	-	-	0.000	0.000	0.000	1.27	-	-				0.000	0.000	0.000	0.057	-	-	0.000	0.000	0.000	0.211	-	-				0.072		
7.600	0.000	0.000	0.000	0.784	-	-	0.000	0.000	0.000	0.995	-	-				0.000	0.000	0.000	0.139	-	-	0.000	0.000	0.000	0.339	-	-				0.076		
8.000	0.000	0.000	0.000	0.520	-	-	0.000	0.000	0.000	0.765	-	-				0.000	0.000	0.000	0.275	-	-	0.000	0.000	0.000	0.508	-	-				0.080		
8.400	0.000	0.000	0.000	0.324	-	-	0.000	0.000	0.000	0.574	-	-				0.000	0.000	0.000	0.479	-	-	0.000	0.000	0.000	0.718	-	-				0.084		
8.800	0.000	0.000	0.000	0.185	-	-	0.000	0.000	0.000	0.421	-	-				0.000	0.000	0.000	0.740	-	-	0.000	0.000	0.000	0.964	-	-				0.088		
9.200	0.000	0.000	0.000	0.101	-	-	0.000	0.000	0.000	0.300	-	-				0.000	0.000	0.000	1.06	-	-	0.000	0.000	0.000	1.24	-	-				0.092		
9.600	0.000	0.000	0.000	0.051	-	-	0.000	0.000	0.000	0.214	-	-				0.000	0.000	0.000	1.41	-	-	0.000	0.000	0.000	1.56	-	-				0.096		
10.000	0.000	0.000	0.000	0.024	-	-	0.000	0.000	0.000	0.150	-	-				0.000	0.000	0.000	1.78	-	-	0.000	0.000	0.000	1.89	-	-				0.100		
11.000	0.000	0.000	0.000	0.003	-	-	0.000	0.000	0.000	0.056	-	-				0.000	0.000	0.000	2.76	-	-	0.000	0.000	0.000	2.80	-	-				0.110		
12.000	0.000	0.000	0.000	0.001	-	-	0.000	0.000	0.000	0.019	-	-				0.000	0.000	0.000	3.76	-	-	0.000	0.000	0.000	3.77	-	-				0.120		
13.000	0.000	0.000	0.000	0.002	-	-	0.000	0.000	0.000	0.006	-	-				0.000	0.000	0.000	4.76	-	-	0.000	0.000	0.000	4.76	-	-				0.130		
14.000					-	-	0.000	0.000	0.000	0.002	-	-								-	-	0.000	0.000	0.000	5.76	-	-				0.140		
15.000					-	-	0.000	0.000	0.000	0.001	-	-								-	-	0.000	0.000	0.000	6.76	-	-				0.150		
16.000					-	-	0.000	0.000	0.000	0.002	-	-								-	-	0.000	0.000	0.000	7.76	-	-				0.160		
17.000					-	-					-	-								-	-					-	-				0.170		
18.000					-	-					-	-								-	-					-	-				0.180		
Totals:					0	0					0	0		0	0				0	0						0	0		0	0			
Number of Trades:					0					0		0							0.00							0			0				

OTE (CR)

(Contract Size: 100 Securities, Exercise Style: American, Physical Delivery)

Exercise Price	Call Options														Put Options																								
	February 2015							March 2015							Other Months		February 2015							March 2015							Other Months		Exercise Price						
	Open price	Price max	Price min	Last price	Closing price	Volume	Open Interest	Open price	Price max	Price min	Last price	Closing price	Volume	Open Interest	Volume	Open Interest	Open price	Price max	Price min	Last price	Closing price	Volume	Open Interest	Open price	Price max	Price min	Last price	Closing price	Volume	Open Interest	Volume	Open Interest							
6.400	0.000	0.000	0.000	1.27	-	-	0.000	0.000	0.000	1.38	-	-	0.000	0.000	0.000	0.010	-	-	0.000	0.000	0.000	0.107	-	-	0.000	0.000	0.000	0.010	-	-	0.000	0.000		0.000	0.107	-	-	0.064	
6.800	0.000	0.000	0.000	0.905	-	-	0.000	0.000	0.000	1.07	-	-	0.000	0.000	0.000	0.041	-	-	0.000	0.000	0.000	0.199	-	-	0.000	0.000	0.000	0.041	-	-	0.000	0.000	0.000	0.199	-	-	0.068		
7.200	0.000	0.000	0.000	0.585	-	-	0.000	0.000	0.000	0.809	-	-	0.000	0.000	0.000	0.120	-	-	0.000	0.000	0.000	0.334	-	-	0.000	0.000	0.000	0.120	-	-	0.000	0.000	0.000	0.334	-	-	0.072		
7.600	0.000	0.000	0.000	0.339	-	-	0.000	0.000	0.000	0.591	-	-	0.000	0.000	0.000	0.274	-	-	0.000	0.000	0.000	0.515	-	-	0.000	0.000	0.000	0.274	-	-	0.000	0.000	0.000	0.515	-	-	0.076		
8.000	0.000	0.000	0.000	0.174	-	-	0.000	0.000	0.000	0.419	-	-	0.000	0.000	0.000	0.510	-	-	0.000	0.000	0.000	0.744	-	-	0.000	0.000	0.000	0.510	-	-	0.000	0.000	0.000	0.744	-	-	0.080		
8.400	0.000	0.000	0.000	0.078	-	-	0.350	0.350	0.350	0.350	0.350	5	5	0.000	0.000	0.000	0.814	-	30	0.000	0.000	0.000	1.01	-	-	0.000	0.000	0.000	0.814	-	30	0.000	0.000	0.000	1.01	-	-	0.084	
8.800	0.000	0.000	0.000	0.031	-	-	0.000	0.000	0.000	0.196	-	-	0.000	0.000	0.000	1.17	-	-	0.000	0.000	0.000	1.32	-	-	0.000	0.000	0.000	1.17	-	-	0.000	0.000	0.000	1.32	-	-	0.088		
9.200	0.000	0.000	0.000	0.011	-	-	0.000	0.000	0.000	0.129	-	-	0.000	0.000	0.000	1.55	-	-	0.000	0.000	0.000	1.65	-	-	0.000	0.000	0.000	1.55	-	-	0.000	0.000	0.000	1.65	-	-	0.092		
9.600	0.000	0.000	0.000	0.003	-	-	0.000	0.000	0.000	0.082	-	-	0.000	0.000	0.000	1.94	-	10	0.000	0.000	0.000	2.01	-	-	0.000	0.000	0.000	1.94	-	10	0.000	0.000	0.000	2.01	-	-	0.096		
10.000	0.000	0.000	0.000	0.001	-	-	0.000	0.000	0.000	0.051	-	-	0.000	0.000	0.000	2.34	-	-	0.000	0.000	0.000	2.38	-	-	0.000	0.000	0.000	2.34	-	-	0.000	0.000	0.000	2.38	-	-	0.100		
11.000	0.000	0.000	0.000	0.002	-	-	0.000	0.000	0.000	0.014	-	-	0.000	0.000	0.000	3.34	-	-	0.000	0.000	0.000	3.34	-	-	0.000	0.000	0.000	3.34	-	-	0.000	0.000	0.000	3.34	-	-	0.110		
12.000	0.000	0.000	0.000	0.003	-	-	0.000	0.000	0.000	0.004	-	-	0.000	0.000	0.000	4.34	-	-	0.000	0.000	0.000	4.34	-	-	0.000	0.000	0.000	4.34	-	-	0.000	0.000	0.000	4.34	-	-	0.120		
13.000	0.000	0.000	0.000	0.004	-	-	0.000	0.000	0.000	0.001	-	-	0.000	0.000	0.000	5.34	-	-	0.000	0.000	0.000	5.34	-	-	0.000	0.000	0.000	5.34	-	-	0.000	0.000	0.000	5.34	-	-	0.130		
14.000	0.000	0.000	0.000	0.001	-	-	0.000	0.000	0.000	0.001	-	-	0.000	0.000	0.000	6.34	-	-	0.000	0.000	0.000	6.34	-	-	0.000	0.000	0.000	6.34	-	-	0.000	0.000	0.000	6.34	-	-	0.140		
15.000							0.000	0.000	0.000	0.003	-	-							0.000	0.000	0.000	7.34	-	-	0.000	0.000	0.000				7.34	-	-				0.150		
16.000							0.000	0.000	0.000	0.001	-	-							0.000	0.000	0.000	8.34	-	-	0.000	0.000	0.000				8.34	-	-				0.160		
Totals:							0	0				5	5	0	0				0	40				0	0	0	0	0				0	0	0	0				
Number of Trades:							0					1		0					0.00					0									0						

## PIRAEUS BANK (CR)

(Contract Size: 100 Securities, Exercise Style: American, Physical Delivery)

Exercise Price	Call Options														Put Options																		
	February 2015							March 2015							Other Months		February 2015							March 2015							Other Months		Exercise Price
	Open price	Price max	Price min	Last price	Closing price	Volume	Open Interest	Open price	Price max	Price min	Last price	Closing price	Volume	Open Interest	Volume	Open Interest	Open price	Price max	Price min	Last price	Closing price	Volume	Open Interest	Open price	Price max	Price min	Last price	Closing price	Volume	Open Interest	Volume	Open Interest	
0.300	0.000	0.000	0.000	0.220	-	-	0.000	0.000	0.000	0.222	-	-				0.000	0.000	0.000	0.001	-	-	0.000	0.000	0.000	0.001	-	-				0.003		
0.400	0.000	0.000	0.000	0.121	-	-	0.000	0.000	0.000	0.133	-	-				0.000	0.000	0.000	0.001	-	-	0.000	0.000	0.000	0.012	-	-				0.004		
0.500	0.000	0.000	0.000	0.042	-	-	0.000	0.000	0.000	0.069	-	-				0.000	0.000	0.000	0.022	-	-	0.000	0.000	0.000	0.048	-	-				0.005		
0.600	0.000	0.000	0.000	0.008	-	-	0.065	0.065	0.063	0.063	0.063	38	83			0.000	0.000	0.000	0.088	-	-	0.000	0.000	0.000	0.111	-	-				0.006		
0.700	0.000	0.000	0.000	0.001	-	-	0.000	0.000	0.000	0.014	-	-				0.000	0.000	0.000	0.181	-	-	0.000	0.000	0.000	0.192	-	-				0.007		
0.800	0.000	0.000	0.000	0.005	-	-	0.000	0.000	0.000	0.005	-	-				0.000	0.000	0.000	0.280	-	-	0.000	0.000	0.000	0.284	-	-				0.008		
0.900	0.000	0.000	0.000	0.001	-	-	0.000	0.000	0.000	0.002	-	-				0.000	0.000	0.000	0.380	-	-	0.000	0.000	0.000	0.381	-	-				0.009		
1.000	0.000	0.000	0.000	0.018	-	-	0.000	0.000	0.000	0.001	-	-				0.000	0.000	0.000	0.480	-	-	0.000	0.000	0.000	0.480	-	-				0.010		
1.100	0.000	0.000	0.000	0.008	-	-	0.000	0.000	0.000	0.002	-	-				0.000	0.000	0.000	0.580	-	-	0.000	0.000	0.000	0.580	-	-				0.011		
1.200	0.000	0.000	0.000	0.003	-	-	0.000	0.000	0.000	0.001	-	-				0.000	0.000	0.000	0.680	-	-	0.000	0.000	0.000	0.680	-	-				0.012		
1.300	0.000	0.000	0.000	0.001	-	-	0.000	0.000	0.000	0.001	-	-				0.000	0.000	0.000	0.780	-	-	0.000	0.000	0.000	0.780	-	-				0.013		
1.400	0.000	0.000	0.000	0.001	-	-	0.000	0.000	0.000	0.006	-	-				0.000	0.000	0.000	0.880	-	-	0.000	0.000	0.000	0.880	-	-				0.014		
1.500	0.000	0.000	0.000	0.001	-	-	0.000	0.000	0.000	0.004	-	-				0.000	0.000	0.000	0.980	-	-	0.000	0.000	0.000	0.980	-	-				0.015		
1.600	0.000	0.000	0.000	0.001	-	-	0.000	0.000	0.000	0.002	-	-				0.000	0.000	0.000	1.08	-	-	0.000	0.000	0.000	1.08	-	-				0.016		
1.700					-	-	0.000	0.000	0.000	0.001	-	-									-	-	0.000	0.000	0.000	1.18	-	-				0.017	
1.800					-	-	0.000	0.000	0.000	0.001	-	-									-	-	0.000	0.000	0.000	1.28	-	-				0.018	
1.900					-	-	0.000	0.000	0.000	0.001	-	-									-	-	0.000	0.000	0.000	1.38	-	-				0.019	
2.000					-	-	0.000	0.000	0.000	0.001	-	-									-	-	0.000	0.000	0.000	1.48	-	-				0.020	
2.200					-	-	0.000	0.000	0.000	0.001	-	-									-	-	0.000	0.000	0.000	1.68	-	-				0.022	
2.400					-	-	0.000	0.000	0.000	0.001	-	-									-	-	0.000	0.000	0.000	1.88	-	-				0.024	
2.600					-	-	0.000	0.000	0.000	0.001	-	-									-	-	0.000	0.000	0.000	2.08	-	-				0.026	
2.800					-	-	0.000	0.000	0.000	0.001	-	-									-	-	0.000	0.000	0.000	2.28	-	-				0.028	
Totals:						0	0					38	83	0	0					0	0							0	0	0	0		
Number of Trades:						0						2		0						0.00							0		0				

PPC (CR)

(Contract Size: 100 Securities, Exercise Style: American, Physical Delivery)

Exercise Price	Call Options														Put Options																			
	February 2015							March 2015							Other Months		February 2015							March 2015							Other Months		Exercise Price	
	Open price	Price max	Price min	Last price	Closing price	Volume	Open Interest	Open price	Price max	Price min	Last price	Closing price	Volume	Open Interest	Volume	Open Interest	Open price	Price max	Price min	Last price	Closing price	Volume	Open Interest	Open price	Price max	Price min	Last price	Closing price	Volume	Open Interest	Volume	Open Interest		
3.600						-	-							-	-								-	-										
3.800	0.000	0.000	0.000		1.38	-	-	0.000	0.000	0.000		1.41	-	-			0.000	0.000	0.000		0.001	-	-	0.000	0.000	0.000		0.020	-	-			0.038	
4.000	0.000	0.000	0.000		1.18	-	-	0.000	0.000	0.000		1.23	-	-			0.000	0.000	0.000		0.002	-	-	0.000	0.000	0.000		0.038	-	-			0.040	
4.400	0.000	0.000	0.000		0.800	-	-	0.000	0.000	0.000		0.891	-	-			0.000	0.000	0.000		0.018	-	-	0.000	0.000	0.000		0.102	-	-			0.044	
4.800	0.000	0.000	0.000		0.468	-	-	0.000	0.000	0.000		0.615	-	-			0.000	0.000	0.000		0.085	-	-	0.000	0.000	0.000		0.225	-	-			0.048	
5.200	0.000	0.000	0.000		0.227	-	-	0.000	0.000	0.000		0.398	-	-			0.000	0.000	0.000		0.244	-	50	0.000	0.000	0.000		0.407	-	-			0.052	
5.600	0.000	0.000	0.000		0.091	-	-	0.000	0.000	0.000		0.248	-	-			0.000	0.000	0.000		0.508	-	5	0.000	0.000	0.000		0.657	-	-			0.056	
6.000	0.000	0.000	0.000		0.030	-	-	0.250	0.250	0.250	0.250	0.250	5	5			0.000	0.000	0.000		0.847	-	22	0.000	0.000	0.000		0.955	-	-			0.060	
6.400	0.000	0.000	0.000		0.008	-	5	0.000	0.000	0.000		0.081	-	-			0.000	0.000	0.000		1.23	-	-	0.000	0.000	0.000		1.29	-	-			0.064	
6.800	0.000	0.000	0.000		0.002	-	10	0.000	0.000	0.000		0.043	-	-			0.000	0.000	0.000		1.62	-	-	0.000	0.000	0.000		1.65	-	-			0.068	
7.200	0.000	0.000	0.000		0.001	-	2	0.000	0.000	0.000		0.022	-	-			0.000	0.000	0.000		2.02	-	-	0.000	0.000	0.000		2.03	-	-			0.072	
7.600	0.000	0.000	0.000		0.017	-	-	0.000	0.000	0.000		0.011	-	-			0.000	0.000	0.000		2.42	-	-	0.000	0.000	0.000		2.42	-	-			0.076	
8.000	0.000	0.000	0.000		0.008	-	-	0.000	0.000	0.000		0.006	-	-			0.000	0.000	0.000		2.82	-	-	0.000	0.000	0.000		2.82	-	-			0.080	
8.400	0.000	0.000	0.000		0.003	-	-	0.000	0.000	0.000		0.003	-	-			0.000	0.000	0.000		3.22	-	-	0.000	0.000	0.000		3.22	-	-			0.084	
8.800						-	-	0.000	0.000	0.000		0.001	-	-								-	-	0.000	0.000	0.000		3.62	-	-			0.088	
9.200						-	-	0.000	0.000	0.000		0.001	-	-								-	-	0.000	0.000	0.000		4.02	-	-			0.092	
9.600						-	-	0.000	0.000	0.000		0.001	-	-								-	-	0.000	0.000	0.000		4.42	-	-			0.096	
10.000						-	-	0.000	0.000	0.000		0.006	-	-								-	-	0.000	0.000	0.000		4.82	-	-			0.100	
11.000						-	-	0.000	0.000	0.000		0.002	-	-								-	-	0.000	0.000	0.000		5.82	-	-			0.110	
12.000						-	-	0.000	0.000	0.000		0.001	-	-								-	-	0.000	0.000	0.000		6.82	-	-			0.120	
13.000						-	-	0.000	0.000	0.000		0.003	-	-								-	-	0.000	0.000	0.000		7.82	-	-			0.130	
14.000						-	-	0.000	0.000	0.000		0.001	-	-								-	-	0.000	0.000	0.000		8.82	-	-			0.140	
15.000						-	-	0.000	0.000	0.000		0.001	-	-								-	-	0.000	0.000	0.000		9.82	-	-			0.150	
16.000						-	-						-	-								-	-					-	-				0.160	
Totals:						0	17					5	5	0	0						0	77					0	0	0	0				
Number of Trades:						0						1		0								0.00					0							

Lending Products	Underlying Title	Multilateral Transactions[1]					Bilateral Transactions[2]		Stock Borrowing through OTC (volume)[3]
		Open Interest[5]	Volume(Offered)	Average Weighted	Transactions volume	Average Weighted	Transactions Volume	Average Weighted	Transactions Volume
AEGNBOR	AEGEAN AIRLINES (CR)	19,490	15	5.32%	---	---	---	---	6,798
ALPHABOR	ALPHA BANK (CR)	5,859,565	1,457,341	3.31%	---	---	---	---	44,953,788
AETFBOR	ALPHA ETF FTSE Athex Large Cap	---	---	---	---	---	---	---	---
ALMYBOR	ALUMIL (CR)	---	---	---	---	---	---	---	---
IATRBOR	ATHENS MEDICAL CENTER SA (CR)	---	38,078	5.31%	---	---	---	---	---
TATTBOR	ATTICA BANK S.A. (CR)	---	76,572	5.31%	---	---	---	---	---
OTOELBOR	AUTOHELLAS SA (CR)	---	399	5.31%	---	---	---	---	---
BIOKABOR	BIOKARPET S.A.(CR)	---	---	---	---	---	---	---	---
EEEBOR	CC HBC AG (CR)	53,588	---	---	---	---	---	---	74,576
CENTRBOR	CENTRIC HOLDINGS (CR)	---	16,000	5.31%	---	---	---	---	---
SOLKBOR	CORINTH PIPEWORKS SA (CR)	---	2,000	5.31%	---	---	---	---	---
PLAKRBOR	CRETE PLASTICS SA (CR)	---	---	---	---	---	---	---	---
DROMEBOB	DROMEAS SA (CR)	---	---	---	---	---	---	---	---
ELGEBOR	ELGEKA SA (CR)	---	---	---	---	---	---	---	---
ELLAKTORBOR	ELLAKTOR (CR)	130,839	2,764	9.49%	2,764	9.49%	---	---	---
ELBABOR	ELVAL SA. (CB)	---	28,624	5.31%	---	---	---	---	---
EUROBBOR	EUROBANK ERGASIAS (CR)	4,040,716	55,436	5.31%	2,000	3.19%	---	---	12,522,468
EUPICBOR	EUROPEAN RELIANCE INSUR. (CR)	---	---	---	---	---	---	---	---
EYDAPBOR	EYDAP S.A. (CR)	27,599	---	---	---	---	1,000	5.00%	17,150
FGEBOR	F.G. EUROPE S.A. (CR)	---	---	---	---	---	---	---	---
FFGRPBOR	FOLLI FOLLIE (CR)	57,442	7	9.65%	7	9.65%	1,000	9.00%	938,851
FOYRKBOR	FOURLIS (CR)	---	3,128	5.31%	---	---	---	---	3,850
FRIGOBOR	FRIGOGLOSS SA (CR)	5,858	752	5.31%	---	---	---	---	---
GEKTERNABOR	GEK TERNA (CR)	33,760	6,255	5.31%	---	---	---	---	---
SARBOR	GR. SARANTIS SA (CR)	---	---	---	---	---	---	---	---
EUPROBOR	GRIVALIA PROPERTIES (CR)	58,067	25,431	5.31%	---	---	---	---	64,871
XAKOBOR	HALKOR SA (CB)	---	38,839	5.31%	---	---	---	---	---
EXAEBOR	HELLENIC EXCHANGES-A.S.E. (CR)	179,196	293,284	3.31%	---	---	---	---	130,000
ELPEBOR	HELLENIC PETROLEUM (CR)	21,839	188,258	5.31%	---	---	---	---	66,079
HYGEIABOR	HYGEIA SA (CR)	---	48,700	5.31%	---	---	---	---	---
IASOBOR	IASO SA (CR)	---	21,721	5.31%	---	---	---	---	---

## Stock Lending Notes

[1] - Multilateral contracts Lending or Borrowing as per Methods 8-1, 8-2 and 8-3-3 (According to ATHEX BoD Resolution No.17)

[2] - Bilateral Contracts Lending or Borrowing as per Methods 8-3-1 and 8-3-2 (According to ATHEX BoD Resolution No.20 )

[3] - The information concerning OTC Stock Borrowing Transactions is based on the statements of the Dematerialised Securities System (DSS) operators involved and refers to volumes that have been cleared and registered up until the previous working day.

[4] - Average Price (Volume weighted)

[5] - The Data concerning Open Interest before the start of trading session

Lending Products	Underlying Title	Multilateral Transactions[1]					Bilateral Transactions[2]		Stock Borrowing through OTC (volume)[3]
		Open Interest[5]	Volume(Offered)	Average Weighted	Transactions volume	Average Weighted	Transactions Volume	Average Weighted	Transactions Volume
IKTINBOR	IKTINOS HELLAS SA (CR)	---	---	---	---	---	---	---	
LYKBOR	INFORM P. LYKOS SA (CR)	---	483	5.31%	---	---	---	---	
INKATBOR	INTRACOM CONSTR. (CR)	---	---	---	---	---	---	---	
INTRKBOR	INTRACOM HOLDINGS (CR)	---	105,450	5.31%	---	---	---	---	
INLOTBOR	INTRALOT (CR)	58,474	23,157	5.16%	---	---	---	2,000	
AVAXBOR	J & P - AVAX SA (CR)	---	20,175	5.31%	---	---	---	---	
BELABOR	JUMBO SA (CR)	153,108	14	9.61%	14	9.61%	---	15,981	
KARTZBOR	KARATZIS SA (CR)	---	---	---	---	---	---	---	
KLEMBOR	KLEEMAN HELLAS SA (CR)	---	11,509	5.31%	---	---	---	---	
KRIBOR	KRI-KRI S.A. (CR)	---	46,268	5.31%	---	---	---	---	
LAMDABOR	LAMDA DEVELOPMENT SA (CR)	---	---	---	---	---	---	16,377	
MIGBOR	MARFIN INVESTMENT GROUP (CR)	56,943	109,793	5.31%	---	---	---	744,474	
METKKBOR	METKA (CR)	30,024	272	5.31%	---	---	---	---	
MLSBOR	MLS MULTIMEDIA SA (CR)	---	7,920	5.31%	---	---	---	---	
MOHBOR	MOTOR OIL (CR)	103,791	2,479	9.49%	2,479	9.49%	---	34,300	
MYTILBOR	MYTILINEOS HOLDINGS (CR)	62,890	163,077	3.31%	---	---	---	4,565	
ETEBOR	NATIONAL BANK (CR)	743,948	1,486	9.49%	1,486	9.49%	---	1,179,482	
ETFASEBOR	NBGAM ETF	---	---	---	---	---	---	---	
ETFGT30PBOR	NBGAM ETF GREECE & TURKEY 30	---	---	---	---	---	---	---	
OPAPBOR	OPAP (CR)	304,849	3,773	9.49%	3,773	9.49%	3,600	3.00%	796,233
HTOBOR	OTE (CR)	278,883	1,241	5.31%	---	---	---	---	275,284
PPABOR	P.P.A. S.A. (CR)	714	---	---	---	---	---	---	
PAPBOR	PAPOUTSANIS (CR)	---	---	---	---	---	---	---	
PETROBOR	PETROPOULOS PETROS (CR)	---	---	---	---	---	---	---	
TPEIRBOR	PIRAEUS BANK (CR)	695,099	2,789	9.49%	2,789	9.49%	---	---	25,603,609
PLAISBOR	PLAISIO COMPUTERS SA (CR)	---	---	---	---	---	---	---	
PPCBOR	PPC (CR)	148,616	613	9.49%	613	9.49%	---	---	715,481
PROFBOR	PROFILE SA (CR)	---	---	---	---	---	---	---	
QUALBOR	QUALITY & RELIABILITY SA (CR)	---	---	---	---	---	---	---	
QUESTBOR	QUEST HOLDINGS (CR)	---	822	5.31%	---	---	---	---	
SIDEBOR	SIDENOR (CR)	2,001	21,969	5.31%	---	---	---	---	

## Stock Lending Notes

[1] - Multilateral contracts Lending or Borrowing as per Methods 8-1, 8-2 and 8-3-3 (According to ATHEX BoD Resolution No.17)

[2] - Bilateral Contracts Lending or Borrowing as per Methods 8-3-1 and 8-3-2 (According to ATHEX BoD Resolution No.20 )

[3] - The information concerning OTC Stock Borrowing Transactions is based on the statements of the Dematerialised Securities System (DSS) operators involved and refers to volumes that have been cleared and registered up until the previous working day.

[4] - Average Price (Volume weighted)

[5] - The Data concerning Open Interest before the start of trading session



Lending Products	Underlying Title	Multilateral Transactions[1]					Bilateral Transactions[2]		Stock Borrowing through OTC (volume)[3]
		Open Interest[5]	Volume(Offered)	Average Weighted	Transactions volume	Average Weighted	Transactions Volume	Average Weighted	Transactions Volume
OLYMPBOR	TECHNICAL OLYMPIC SA (CR)	---	---	---	---	---	---	---	---
TENERGYBOR	TERNA ENERGY (CR)	10,811	15,631	3.55%	---	---	---	---	---
EYAPSBOR	THESSALONIKA WATER & SEWERAGE	---	159	5.31%	---	---	---	---	---
PLATBOR	THRACE PLASTICS SA (CR)	---	32,797	5.31%	---	---	---	---	---
TITKBOR	TITAN CEMENT (CR)	148,890	101,559	3.31%	3,000	2.65%	---	---	342,054
OLTHBOR	TPA SA (CR)	---	3,278	5.31%	---	---	---	---	---
TRASTORBOR	TRASTOR REAL EST. INV. CO.(CR)	---	7,580	5.31%	---	---	---	---	---
VIOBOR	VIOHALCO SA/NV (CB)	34,666	---	---	---	---	---	---	---

## Stock Lending Notes

[1] - Multilateral contracts Lending or Borrowing as per Methods 8-1, 8-2 and 8-3-3 (According to ATHEX BoD Resolution No.17)

[2] - Bilateral Contracts Lending or Borrowing as per Methods 8-3-1 and 8-3-2 (According to ATHEX BoD Resolution No.20 )

[3] - The information concerning OTC Stock Borrowing Transactions is based on the statements of the Dematerialised Securities System (DSS) operators involved and refers to volumes that have been cleared and registered up until the previous working day.

[4] - Average Price (Volume weighted)

[5] - The Data concerning Open Interest before the start of trading session

## Sectors codification for listed companies

533	-	Exploration & Production	537	-	Integrated Oil & Gas
1353	-	Commodity Chemicals	1357	-	Specialty Chemicals
1753	-	Aluminum	1755	-	Nonferrous Metals
1757	-	Steel	1775	-	General Mining
2353	-	Building Materials & Fixtures	2357	-	Heavy Construction
2723	-	Containers & Packaging	2727	-	Diversified Industrials
2733	-	Electrical Components & Equipment	2753	-	Commercial Vehicles & Trucks
2757	-	Industrial Machinery	2773	-	Marine Transportation
2777	-	Transportation Services	2791	-	Business Support Services
2797	-	Industrial Suppliers	3535	-	Distillers & Vintners
3537	-	Soft Drinks	3573	-	Farming Fishing & Plantations
3577	-	Food Products	3722	-	Durable Household Products
3726	-	Furnishings	3728	-	Home Construction
3747	-	Toys	3763	-	Clothing & Accessories
3765	-	Footwear	3767	-	Personal Products
3785	-	Tobacco	4533	-	Health Care Providers
4535	-	Medical Equipment	4577	-	Pharmaceuticals
5337	-	Food Retailers & Wholesalers	5371	-	Apparel Retailers
5373	-	Broadline Retailers	5375	-	Home Improvement Retailers
5379	-	Specialty Retailers	5553	-	Broadcasting & Entertainment
5555	-	Media Agencies	5557	-	Publishing
5751	-	Airlines	5752	-	Gambling
5753	-	Hotels	5755	-	Recreational Services
5757	-	Restaurants & Bars	5759	-	Travel & Tourism
6535	-	Fixed Line Telecommunications	6575	-	Mobile Telecommunications
7535	-	Conventional Electricity	7537	-	Alternative Electricity
7577	-	Water	8355	-	Banks
8534	-	Insurance Brokers	8536	-	Property & Casualty Insurance
8633	-	Real Estate Holding & Development	8637	-	Real Estate Services
8671	-	Industrial & Office REITs	8675	-	Specialty REITs
8775	-	Specialty Finance	8777	-	Investment Services
8985	-	Equity Investment Instruments	9533	-	Computer Services
9535	-	Internet	9537	-	Software
9572	-	Computer Hardware	9574	-	Electronic Office Equipment
9578	-	Telecommunications Equipment	12003	-	ETF

