

# Daily Official List

Hellenic Exchanges – Athens Stock Exchange S.A.

Thursday, 5 February, 2015  
Year: 136 Trading Day No: 24



**Disclaimer:**

Hellenic Exchanges-Athens Exchange endeavours to ensure that the data and other material ("Information") presented on the Daily Official List are accurate and complete, but it is not liable for any errors or omissions of data or /and for the accuracy, credibility, updating and completeness of the aforesaid information nor it has any liability arising directly or indirectly from the use of the above Information.

The Company is not liable for the accuracy of the data included in listed companies' announcements. Only the sender of such an announcement is fully and solely liable for any infringement of third party's rights from the content of such announcement. All contents of the Daily Official List are provided only for information purposes and do not constitute investment advice or solicitation to invest in securities or other products listed for trading on the Exchange.

You acknowledge and agree that the Company is the owner of any property rights related to any information appearing on the Daily Official List including intellectual property rights copyright, trademarks, etc.

The above data are a property of the Hellenic Exchanges-Athens Exchange and are copyright protected. Users are forbidden to reproduce, modify, copy, sale, transmit or redistribute, by all reproduction means and methods, part or the whole of the above data, without reference to their source.

The commercial exploitation of these data is, also, forbidden by third parties. Hellenic Exchanges-Athens Exchange does not carry any responsibility, direct or indirect, derived from usage or accidental alteration of the above data when used by third parties.

---

**Hellenic Exchanges – Athens Stock Exchange S.A.**

110 Athinon Ave., 10442 Athens, Tel: (210) 33.66.800, Fax: (210) 32.13.938

[www.athex.gr](http://www.athex.gr)

---

**Thessalonica Stock Exchange Center (T.S.E.C)**

16-18 Katouni Str., Thessalonica 546 25 Tel: (2310) 567.667, Fax: (2310) 530.545

---

**Athex Members Guarantee Fund**

14-16 Fidiou Str., Athens 106 78, Tel: (210) 33.04.682, Fax: (210) 33.04.155

---

**Hellenic Republic Capital Market Commission**

1 Kolokotroni Str. & 1 Stadiou Str., Athens 10562 Tel: (210) 33.77.100 Fax: (210) 33.77.173

---

**Table of Contents**

---

**Section 1: Statistical Figures of Securities, Derivatives and Lending**

Summary of Markets

Athex Indices

Analytic Figures for Athex Market's Boards and Categories

Trading Details by Athex Sectors and Financial Instruments (ETFs)

Top 10 best &amp; worst performing Shares

Derivatives Summary

**Section 2: Analytic Figures of Shares Transactions**

Analytic Figures of Shares Transactions

Shares' Notes

**Section 3: Figures of Securities Transactions**

Securities Blocks Details

Shares Rights Details

Shares Short Selling

Stock Borrowing

Shares Forced Sales

Forced Sales Registered Shares

Exchange Traded Funds (ETFs) Characteristics

**Section 5: Bonds traded in Fixed Income Assets Market**

Corporate Bonds

Government Bonds

Treasury Bills &amp; Zero Coupon Government Bonds

Government Bonds Traded with the Open Outcry Method

State Banks Bonds

**Section 6: Additional Infos**

Athex &amp; ATHEXClear Members List

List of Stocks under Market Making operations

**Section 7: Derivatives Market Analytic Figures**

Index Futures

Stock Futures

Index Options

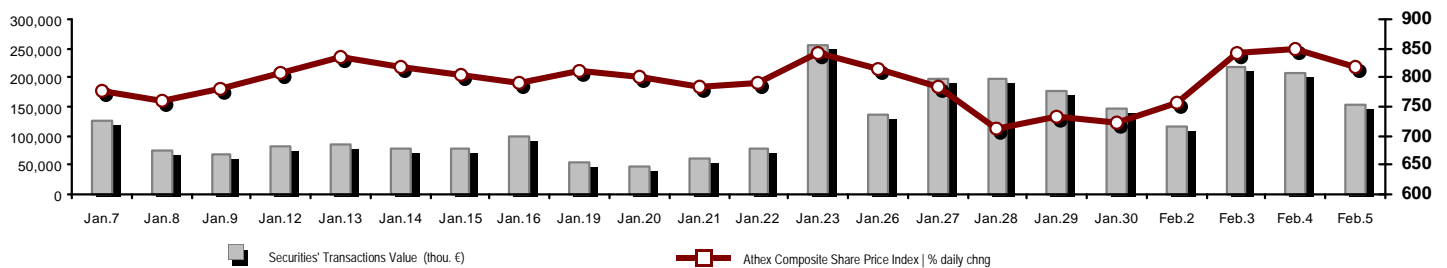
Stock Options

Stock Lending Analytic Figures

**Appendix A: Sectors codification for listed companies**

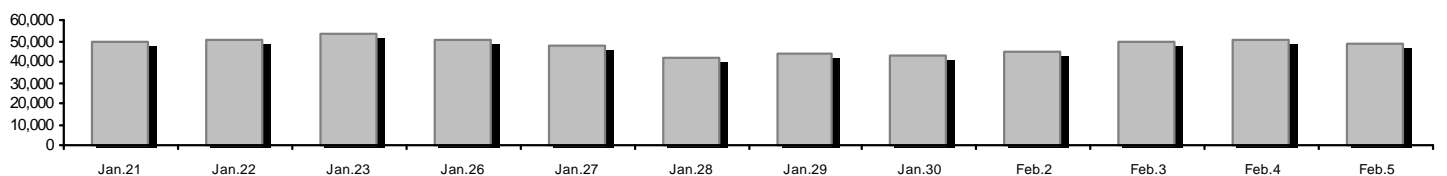
## Summary of Markets

Athex Composite Share Price Index vs Shares and Derivatives Transactions Value

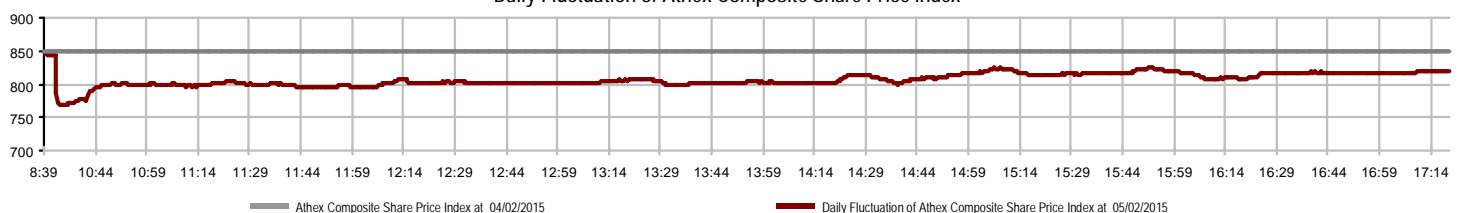


Total Transactions Value (thou. €):	151,825.04		
Athex Capitalisation (mill. €) **: Daily change: mill. €   %	48,688.44 -2,231.60 -4.38%	Derivatives Total Open Interest	276,521
Yearly Avg Capitalisation: mill. €   % chng prev year Avg	49,629.97 -28.35%	in Index Futures   % daily chng	48,560 -3.73%
Athex Composite Share Price Index   % daily chng	819.50 -3.37%	in Stock Futures   % daily chng	219,857 1.22%
Athex Composite Share Price Index Capitalisation (mill. €)	43,564.01	in Index Options   % daily chng	7,523 0.64%
Daily change (mill. €)	-2,205.79	in Stock Options   % daily chng	581 6.41%
Securities' Transactions Value (thou. €)	151,825.04	Derivatives Contracts Volume:	99,645
Daily change: thou. €   %	-55,072.44 -26.62%	Daily change: pieces   %	-20,626 -17.15%
YtD Avg Trans. Value: thou. €   % chng prev year Avg	118,178.74 -6.98%	YtD Avg Derivatives Contracts   % chng prev year Avg	60,988 11.27%
Short Selling Trans. Value: mill. €   % in total Value		Derivatives Trades Number:	7,068
Short Covering Trans. Value: mill. €   % in total Value		Daily change: number   %	-1,063 -13.07%
Transactions Value of Blocks (thou. €)	7,589.94	YtD Avg Derivatives Trades number   % chng prev year Avg	4,945 18.43%
Bonds Transactions Value (thou. €)	0.00	Lending Total Open Interest	13,073,086
Securities' Transactions Volume (thou. Pieces)	251,789.38	Daily change: pieces   %	17,269 0.13%
Daily change: thou. pieces   %	-145,089.14 -36.56%	Lending Volume (Multilateral/Bilateral)	2,658,369
YtD Avg Volume: thou. pieces   % chng prev year Avg	177,821.78 87.16%	Daily change: pieces   %	2,496,272 1539.99%
Short Selling Volume: thou pieces   % in total Volume		Multilateral Lending	34,769
Short Covering Volume: thou. pieces   % in total Volume		Bilateral Lending	2,623,600
Transactions Volume of Blocks (thou. Pieces)	4,213.49	Lending Trades Number:	75
Bonds Transactions Volume (thou. pieces)	0.00	Daily change: thou. €   %	5 7.14%
Securities' Trades Number	46,481	Multilateral Lending Trades Number	64
Daily change: number   %	-15,663 -25.20%	Bilateral Lending Trades Number	11
YtD Avg Derivatives Trades number   % chng prev year Avg	36,831 27.51%		
Number of Blocks	13		
Number of Bonds Transactions	0		

Athex Capitalisation (mill. €) \*\*



Daily Fluctuation of Athex Composite Share Price Index



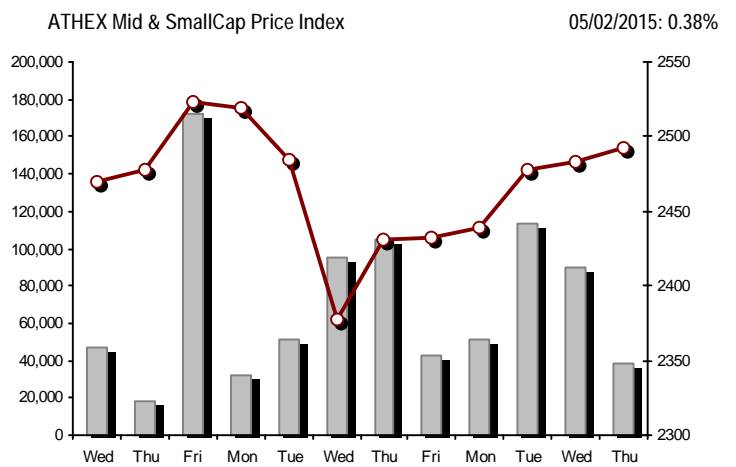
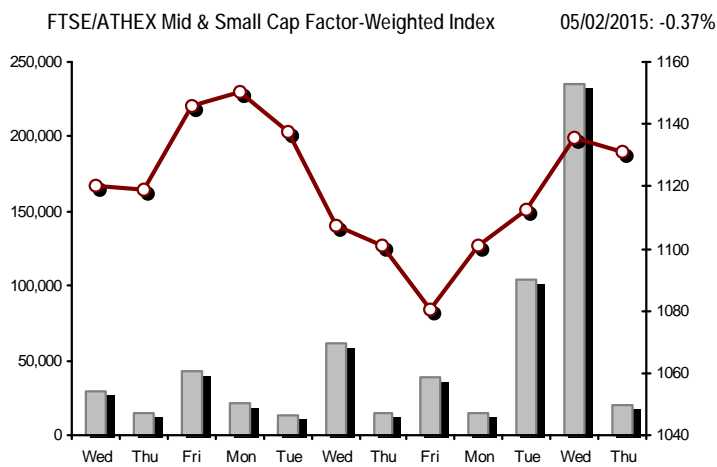
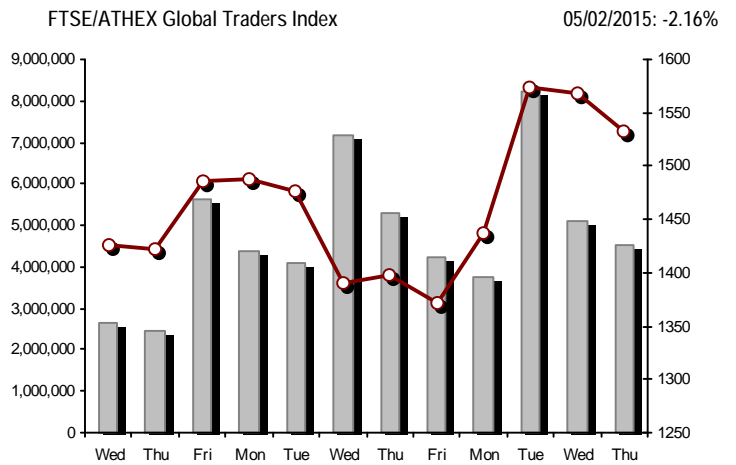
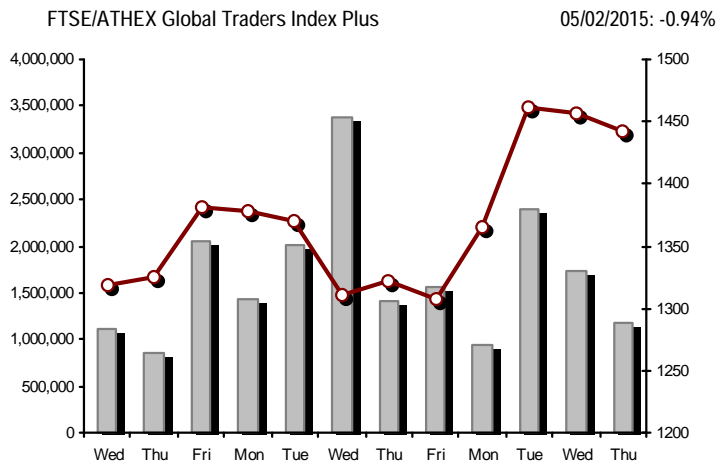
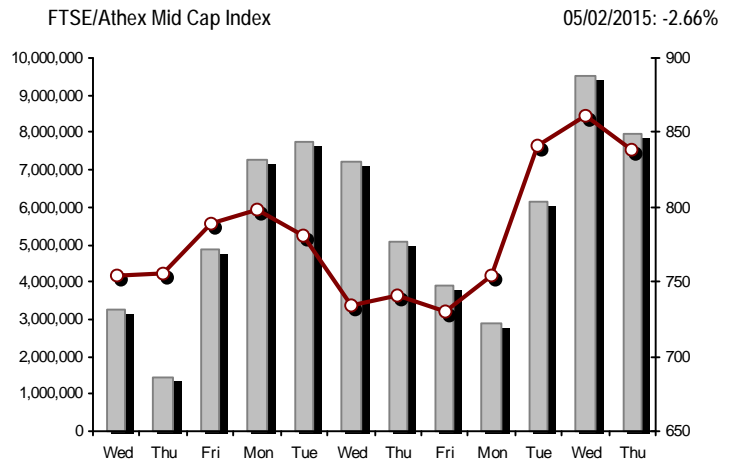
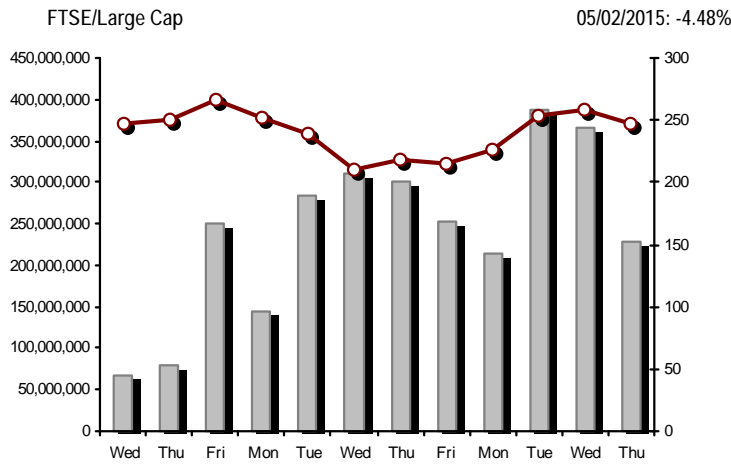
## Athex Indices

Index name	05/02/2015	04/02/2015	pts.	%	Min	Max	Year min	Year max	Year change
Athex Composite Share Price Index	819.50	848.04	-28.54	-3.37%	768.04	848.04	708.61	863.87	-0.81%
FTSE/Athex Large Cap	246.37	257.93	-11.56	-4.48%	229.26	257.93	209.48	271.64	-6.98%
FTSE/ATHEX Custom Capped	868.15	858.15	10.00	1.17%			724.23	881.49	-0.36%
FTSE/ATHEX Custom Capped - USD	711.08	704.37	6.71	0.95%			588.87	758.95	-5.93%
FTSE/Athex Mid Cap Index	838.50	861.39	-22.89	-2.66%	803.92	861.39	717.54	872.30	8.47%
FTSE/ATHEX-CSE Banking Index	560.86	623.44	-62.58	-10.04%	478.93	623.44	402.80	774.70	-22.96%
FTSE/ATHEX Global Traders Index Plus	1,442.71	1,456.42	-13.71	-0.94%	1,400.02	1,456.42	1,227.52	1,469.86	12.46%
FTSE/ATHEX Global Traders Index	1,533.55	1,567.48	-33.93	-2.16%	1,482.05	1,567.48	1,344.70	1,586.27	6.61%
FTSE/ATHEX Mid & Small Cap Factor-Weighted Ind	1,131.27	1,135.49	-4.22	-0.37%	1,114.84	1,135.49	1,076.89	1,166.35	3.21%
Greece & Turkey 30 Price Index	668.18	679.26	-11.08	-1.63%	661.36	684.91	661.36	768.95	-1.72%
ATHEX Mid & SmallCap Price Index	2,492.50	2,482.97	9.53	0.38%	2,473.86	2,493.83	2,372.76	2,564.77	2.17%
FTSE/Athex Market Index	595.67	622.94	-27.27	-4.38%	555.54	622.94	507.68	652.45	-6.36%
FTSE Med Index	5,218.66	5,200.32	18.34	0.35%			4,930.94	5,290.19	3.61%
Athex Composite Index Total Return Index	1,200.11	1,241.89	-41.78	-3.36%	1,124.74	1,241.89	1,037.71	1,265.08	-0.63%
FTSE/Athex Large Cap Total Return	335.14	350.87	-15.73	-4.48%			285.87	364.68	-6.73%
FTSE/ATHEX Large Cap Net Total Return	997.80	1,044.62	-46.82	-4.48%	928.49	1,044.62	848.38	1,100.12	-6.75%
FTSE/ATHEX Custom Capped Total Return	915.14	904.60	10.54	1.17%			763.44	929.21	-0.18%
FTSE/ATHEX Custom Capped - USD Total Return	749.58	742.50	7.08	0.95%			620.75	798.60	-5.76%
FTSE/Athex Mid Cap Total Return	1,066.20	1,095.31	-29.11	-2.66%			928.33	1,095.31	8.47%
FTSE/ATHEX-CSE Banking Total Return Index	523.01	581.37	-58.36	-10.04%			380.70	708.30	-23.00%
Greece & Turkey 30 Total Return Index	822.72	841.16	-18.44	-2.19%			821.87	919.96	-0.04%
Hellenic Mid & Small Cap Index	835.64	856.60	-20.96	-2.45%	803.84	856.60	716.61	866.67	8.63%
FTSE/Athex Banks	741.03	823.72	-82.69	-10.04%	632.78	823.72	532.20	1,023.60	-22.95%
FTSE/Athex Insurance	1,454.06	1,454.06	0.00	0.00%	1,454.06	1,454.06	1,369.77	1,538.35	-0.72%
FTSE/Athex Financial Services	1,147.37	1,181.46	-34.09	-2.89%	1,056.79	1,181.46	926.91	1,226.26	14.56%
FTSE/Athex Industrial Goods & Services	2,166.69	2,194.73	-28.04	-1.28%	2,063.66	2,194.73	1,881.51	2,219.33	10.88%
FTSE/Athex Retail	4,316.39	4,346.07	-29.68	-0.68%	4,221.42	4,377.06	3,336.67	4,531.02	13.53%
FTSE/ATHEX Real Estate	2,307.19	2,343.86	-36.67	-1.56%	2,231.79	2,343.86	2,181.63	2,437.06	1.11%
FTSE/Athex Personal & Household Goods	5,563.69	5,546.05	17.64	0.32%	4,901.17	5,563.69	3,847.16	5,637.02	22.21%
FTSE/Athex Food & Beverage	5,566.84	5,488.41	78.43	1.43%	5,370.00	5,570.37	5,066.70	5,858.63	-4.97%
FTSE/Athex Basic Resources	2,440.17	2,453.84	-13.67	-0.56%	2,280.41	2,453.84	1,753.11	2,567.98	26.55%
FTSE/Athex Construction & Materials	2,383.31	2,388.48	-5.17	-0.22%	2,213.49	2,389.04	2,059.46	2,390.76	9.08%
FTSE/Athex Oil & Gas	1,929.85	1,982.21	-52.36	-2.64%	1,830.72	1,982.21	1,618.74	2,015.51	6.34%
FTSE/Athex Chemicals	5,657.92	5,696.03	-38.11	-0.67%	5,538.64	5,811.83	4,784.62	5,813.22	10.45%
FTSE/Athex Media	1,795.09	1,795.09	0.00	0.00%	1,795.09	1,795.09	1,699.05	2,061.03	-12.90%
FTSE/Athex Travel & Leisure	1,515.83	1,586.20	-70.37	-4.44%	1,445.76	1,586.20	1,238.26	1,684.88	-1.13%
FTSE/Athex Technology	719.18	730.86	-11.68	-1.60%	699.94	730.86	659.36	756.07	-0.95%
FTSE/Athex Telecommunications	2,243.34	2,394.74	-151.40	-6.32%	2,191.05	2,394.74	1,995.61	2,573.65	-10.44%
FTSE/Athex Utilities	2,077.12	2,175.24	-98.12	-4.51%	1,958.70	2,175.24	1,711.47	2,271.51	-1.02%
FTSE/Athex Health Care	135.62	142.75	-7.13	-4.99%	130.06	142.75	115.79	150.68	-6.04%
Athex All Share Index	171.02	178.89	-7.87	-4.40%			146.74	188.55	-8.03%
Hellenic Corporate Bond Index	89.96	90.02	-0.06	-0.07%			87.24	94.45	-4.17%
Hellenic Corporate Bond Price Index	88.08	88.16	-0.08	-0.09%			85.38	92.77	-4.79%

Note 1: Greece & Turkey 30 Pr data is the indicative at 17:20, whereas FTSE/ATHEX Custom Capped, FTSE/ATHEX Custom Capped - USD, FTSE/ATHEX Custom Capped TR, FTSE/ATHEX Custom Capped - USD TR, FTSE/Med 100 & Greece & Turkey 30 Rt., Hellenic Corporate Bond Price Index, Hellenic Corporate Bond Index closing prices refer to the previous trading day of 03/02/2015.

Note 2: The Hellenic Mid & Small Cap Index is a Customized index calculated by the Athens Exchange.

Athex Indices



Indices volume of transactions

Indices closing prices

## Analytic Figures for Athex Market's Boards and Categories

	Total Traded Securities	Main Market	Low Dispersion	Other Categories (*)	Exchange Traded Funds (ETFs)	Warrants
Totals	123	100	5	14	1	3
Gain / Lose / Same:	22 / 88 / 13	19 / 72 / 9	1 / 3 / 1	2 / 9 / 3	0 / 1 / 0	0 / 3 / 0
Athex Capitalisation (mill. €) **	48,688.44	46,920.43	1,423.58	344.43		
Daily Average Trans/ons Value(thou.€)	118,178.74	114,847.41	62.02	38.14	41.33	3,189.85
Transactions Value	151,825.04	148,681.65	13.51	8.82	24.15	3,096.91
Main Board:	144,235.10	141,429.71	13.51	8.82	24.15	2,758.91
Blocks Board:	7,589.94	7,251.94	0.00	0.00	0.00	338.00
Forced Sales Board:	0.00	0.00	0.00	0.00	0.00	0.00
Special Terms Board:	0.00	0.00	0.00	0.00	0.00	0.00
Daily Average Transactions Volume	177,821,776	168,595,509	94,698	137,740	16,424	8,977,404
Transactions Volume	251,789,380	240,751,527	11,042	74,496	9,900	10,942,415
Main Board:	247,575,886	237,188,033	11,042	74,496	9,900	10,292,415
Blocks Board:	4,213,494	3,563,494	0	0	0	650,000
Forced Sales Board:	0	0	0	0	0	0
Special Terms Board:	0	0	0	0	0	0
Daily Average Number of Trades	36,831	34,781	36	64	8	1,942
Number of Trades	46,481	44,030	32	47	8	2,364
Main Board:	46,468	44,018	32	47	8	2,363
Blocks Board:	13	12	0	0	0	1
Forced Sales Board:	0	0	0	0	0	0
Special Terms Board:	0	0	0	0	0	0

(\*) Summarised Transactions figures for Under Deletion and Under Supervision Categories. (\*\*) The Market Capitalization of the Companies that belong in the Under Supervision Status is not included.

## Trading Details by Athex Sectors and Financial Instruments (ETFs)

Code	Sectors	Gain / Lose / Same	Number of Trades	Transactions Volume	Transactions Value	% of Total Trans. Value
8300	- Banks	1 / 9 / 0	27,187	241,015,995	89,846,321.26	59.18%
1700	- Basic Resources	2 / 5 / 0	1,187	436,912	1,866,080.76	1.23%
1300	- Chemicals	2 / 1 / 0	42	19,888	22,633.90	0.01%
2300	- Construction & Materials	3 / 11 / 1	1,587	529,652	2,160,132.38	1.42%
12000	- Financial Instruments	0 / 1 / 0	8	9,900	24,147.00	0.02%
8700	- Financial Services	0 / 2 / 1	1,465	2,279,052	2,639,192.52	1.74%
3500	- Food & Beverage	3 / 4 / 2	390	196,640	2,548,280.37	1.68%
4500	- Health Care	1 / 4 / 1	125	242,854	97,193.79	0.06%
2700	- Industrial Goods & Services	2 / 11 / 3	971	203,807	800,403.91	0.53%
8500	- Insurance	0 / 0 / 0	---	---	---	---
5500	- Media	0 / 1 / 0	6	29	14.41	0.00%
500	- Oil & Gas	0 / 2 / 0	1,168	266,789	1,363,847.87	0.90%
3700	- Personal & Household Goods	4 / 7 / 0	1,107	491,344	3,571,287.34	2.35%
8600	- Real Estate	1 / 6 / 0	514	596,435	4,313,535.06	2.84%
5300	- Retail	1 / 3 / 1	936	184,586	5,265,615.91	3.47%
9500	- Technology	1 / 8 / 1	202	132,283	108,787.59	0.07%
6500	- Telecommunications	0 / 1 / 0	3,685	2,280,500	18,579,941.08	12.24%
5700	- Travel & Leisure	1 / 7 / 3	3,388	1,805,340	13,880,518.56	9.14%
7500	- Utilities	0 / 5 / 0	2,513	1,097,374	4,737,110.66	3.12%

## Top 10 best &amp; worst performing Shares

## Main Market

With positive Price change			With negative Price change		
	Closing price	change		Closing price	change
TITAN CEMENT (CR)	21.30	2.01% #	PIRAEUS BANK (CR)	0.642	-14.97% €
CC HBC AG (CR)	14.90	1.43% #	ATTICA BANK S.A. (CR)	0.067	-12.99% €
JUMBO SA (CR)	10.60	0.57% #	NATIONAL BANK (CR)	1.14	-12.31% €
BANK OF CYPRUS (CR)	0.190	0.53% #	EUROBANK ERGASIAS (CR)	0.149	-9.70% €
			KYRIAKIDIS MARBLES SA (CR)	1.75	-7.90% €
			OTE (CR)	8.15	-6.32% €
			TERNA ENERGY (CR)	2.35	-5.62% €
			MARFIN INVESTMENT GROUP (CR)	0.171	-5.53% €
			GEK TERNA (CR)	2.11	-5.38% €
			OPAP (CR)	8.43	-5.28% €
With the highest Transactions Value			With the highest Transactions Volume		
	Value (thou. €)	change		Volume	change
NATIONAL BANK (CR)	31,641.09	-12.31% €	EUROBANK ERGASIAS (CR)	109,093,556	-9.70% €
PIRAEUS BANK (CR)	19,305.93	-14.97% €	ALPHA BANK (CR)	52,844,471	-2.09% €
ALPHA BANK (CR)	18,644.96	-2.09% €	PIRAEUS BANK (CR)	29,767,673	-14.97% €
OTE (CR)	18,579.94	-6.32% €	NATIONAL BANK (CR)	28,363,159	-12.31% €
EUROBANK ERGASIAS (CR)	15,977.32	-9.70% €	ATTICA BANK S.A. (CR)	7,066,476	-12.99% €
OPAP (CR)	12,460.45	-5.28% €	BANK OF CYPRUS (CR)	2,923,640	0.53% #
FOLLI FOLLIE (CR)	5,263.15	-0.66% €	OTE (CR)	2,280,500	-6.32% €
GRIVALIA PROPERTIES (CR)	4,213.74	-1.28% €	MARFIN INVESTMENT GROUP (CR)	1,862,463	-5.53% €
PPC (CR)	4,073.69	-4.18% €	OPAP (CR)	1,508,774	-5.28% €
JUMBO SA (CR)	2,890.39	0.57% #	PPC (CR)	782,367	-4.18% €

Note: Stocks that are not included in the "Low Dispersion" and "Under Supervision" categories, and the transactions value is more than 10,000 €.



## Derivatives Summary

	Number of Trades	Volume	Open Interest
Index Futures	2,206	24,236	48,560
FTSE/Athex Large Cap	2,206	24,236	48,560
Stock Futures	4,836	75,132	219,857
ALPHA BANK (CR)	487	10,885	37,947
CC HBC AG (CR)	2	2	251
CORINTH PIPEWORKS SA (CR)	5	21	470
ELLAKTOR (CR)	45	252	1,761
EUROBANK ERGASIAS (CR)	290	11,338	68,410
EYDAP S.A. (CR)	7	15	155
FOLLI FOLLIE (CR)	41	78	320
FRIGOGLASS SA (CR)	2	2	350
GEK TERNA (CR)	57	432	7,132
GRIVALIA PROPERTIES (CR)	5	13	268
HELLENIC EXCHANGES-A.S.E. (CR)	83	229	1,734
HELLENIC PETROLEUM (CR)	57	115	3,733
INTRALOT (CR)	6	33	596
JUMBO SA (CR)	60	128	896
MARFIN INVESTMENT GROUP (CR)	39	279	28,032
METKA (CR)	14	50	379
MOTOR OIL (CR)	27	69	396
MYTILINEOS HOLDINGS (CR)	142	419	3,347
NATIONAL BANK (CR)	1,363	28,111	18,858
OPAP (CR)	443	1,800	2,075
OTE (CR)	398	1,971	5,794
P.P.A. S.A. (CR)	8	17	202
PIRAEUS BANK (CR)	751	16,844	29,451
PPC (CR)	430	1,895	3,960
SIDENOR (CR)	1	1	674
TERNA ENERGY (CR)	6	23	1,639
TITAN CEMENT (CR)	63	102	632
VIOHALCO SA/NV (CB)	4	8	395
Index Options	24	242	7,523
FTSE/Athex Large Cap	24	242	7,523
Stock Options	2	35	581
ALPHA BANK (CR)	0	0	40
NATIONAL BANK (CR)	0	0	372
OPAP (CR)	0	0	0
OTE (CR)	0	0	40
PIRAEUS BANK (CR)	2	35	35
PPC (CR)	0	0	94
<b>Total Derivatives Traded</b>	<b>7,068</b>	<b>99,645</b>	<b>276,521</b>









## Daily Official List

Year: 136 Trading Day No: 24

## Section 2: Analytic Figures of Shares Transactions

Thursday, 5 February, 2015

Number of Outstanding Securities	Nominal Value	Dividends [1]			Date of Last Coupon		Note	Shares	Closing price	% change	Previous closing price/date	Open price	Price min	Price max	Last price	Avg price	Last Bid [7]	Last Ask [7]	P/E after	Year	Volume	Trades	Transactions Value	Company Mkt Value (thou. €)	Year low	Year high	Sector [4]
		2012	2013	2014	Dividend [2]	Right																					
5,848,618	---	---	---	---	24/01/2008	---	ALPHA ETF FTSE Athex Large Cap	2.43	-7.05	€ 2.61	04/02/2015	2.45	2.40	2.45	2.43	---	---	---	---	---	9,900	8	24,147.00	---	2.13	2.74	12003
294,878	---	---	---	---	29/06/2009	---	NBGAM ETF	9.39	---	9.39	04/02/2015	---	---	---	---	---	---	---	---	---	---	---	---	---	7.97	9.41	12003
388,550	---	---	---	---	03/11/2010	---	NBGAM ETF GREECE & TURKEY 30	8.00	---	8.00	04/02/2015	---	---	---	---	---	---	---	---	---	---	---	---	---	7.98	8.90	12003
<b>Exchange Traded Funds (ETFs)</b>																											
<b>Low Dispersion</b>																											
14,000,000	4.15	---	---	---	23/04/2010	29/06/1999	4815	ALPHA REAL ESTATE SA(CR)	4.38	4.79	# 4.18	04/02/2015	4.23	4.23	4.51	4.51	---	---	18.31	2013	469	5	2,053.59	61,320.00	3.80	5.49	8637
63,900,000	3.00	---	---	---	23/06/2003	04/11/2008	4816	ASTIR PALACE SA (CR)	2.80	-1.75	€ 2.85	04/02/2015	2.80	2.80	2.80	2.80	---	---	---	2013	100	1	280.00	178,920.00	2.50	3.60	5753
90,902,904	0.800	---	---	---	09/08/2004	08/03/2006	4814	ATHENA SA (CR)	0.328	---	0.328	04/02/2015	---	---	---	---	---	---	---	2013	---	---	---	29,816.15	0.328	0.328	2357
191,660,320	0.300	---	---	---	20/07/2009	29/12/2010	4817	ATTICA HOLDINGS (CR)	0.444	-12.08	€ 0.505	04/02/2015	0.467	0.440	0.467	0.440	---	---	---	2013	6,250	9	2,771.99	85,097.18	0.431	0.589	5759
71,082,707	1.70	---	---	---	01/07/2010	21/11/2012	4820	HERACLES GEN.CEMENT CO. (CR)	1.30	---	1.30	04/02/2015	---	---	---	---	---	---	---	2013	---	---	---	92,407.52	1.20	1.34	2353
13,404,440	8.63	---	---	---	02/04/2001	06/03/1992	4822	IONIAN HOTELS SA (CR)	7.25	---	7.25	04/02/2015	---	---	---	---	---	---	-(6)-	2013	---	---	---	97,182.19	7.25	7.25	5753
2,760,000	7.70	8.52	8.5	---	30/06/2014	16/07/1990	4823	KARELIA TOBACCO CO. SA (CB)	217.10	---	217.10	04/02/2015	---	---	---	---	---	---	15.09	2013	---	---	---	599,196.00	200.05	225.00	3785
30,600,000	0.300	---	---	---	12/06/2008	04/03/2014	5059	KATHIMERINI SA (CR)	0.497	-1.00	€ 0.502	04/02/2015	0.453	0.453	0.519	0.497	---	---	---	2013	29	6	14.41	15,208.20	0.389	0.588	5557
14,074,000	3.00	---	---	---	02/03/2012	23/07/2009	5075	MIG REAL ESTATE (CR)	2.90	---	2.90	04/02/2015	---	---	---	---	---	---	-(6)-	2013	---	---	---	40,814.60	2.80	3.10	8671
106,980,050	2.25	---	---	---	25/07/2008	24/02/2014	5046	MINOAN LINES SA (CR)	2.00	---	2.00	04/02/2015	2.00	2.00	2.00	2.00	---	---	---	2013	4,194	11	8,388.00	213,960.10	1.43	2.00	5759
17,240,776	0.370	---	---	---	14/07/2005	30/09/2003	4827	PERSEUS SA (CR)	0.560	---	0.560	04/02/2015	---	---	---	---	---	---	5.01	2013	---	---	---	9,654.83	0.560	0.700	3577
<b>Surveillance</b>																											
33,301,715	0.320	---	---	---	27/06/2003	08/07/2009	4978	AEGEK (CR)	0.064	-11.11	€ 0.072	04/02/2015	0.065	0.064	0.065	0.064	---	---	---	2013	4,650	2	298.25	2,131.31	0.032	0.072	2357
14,870,100	0.300	---	---	---	15/05/2008	26/09/2011	4844	ALPHA GRISSIN S.A. (CR)	0.039	---	0.039	04/02/2015	---	---	---	---	---	---	---	2013	---	---	---	579.93	0.039	0.048	9533
215,246,452	0.300	---	---	---	25/06/2001	24/09/2001	4446	ALTEC SA (CR)	0.023	---	0.023	04/02/2015	---	---	---	---	---	---	---	2013	---	---	---	4,950.67	0.017	0.030	9533
2,969,713	0.300	---	---	---	02/07/2008	28/02/2011	4958	ANEK LINES SA (PR, Issue '96)	0.133	---	0.133	04/02/2015	---	---	---	---	---	---	---	2013	---	---	---	15,583.80	0.131	0.133	5759
312,163	0.300	---	---	---	02/07/2008	28/02/2011	4959	ANEK LINES SA (PR, Issue '90)	1.15	---	1.15	04/02/2015	---	---	---	---	---	---	---	2013	---	---	---	15,583.80	1.15	1.15	5759
185,373,016	0.300	---	---	---	02/07/2008	28/02/2011	4957	ANEK LINES SA (CR)	0.080	-2.44	€ 0.082	04/02/2015	0.080	0.077	0.081	0.081	---	---	---	2013	17,020	6	1,358.44	15,583.80	0.067	0.090	5759
81,644,555	0.300	---	---	---	01/07/2008	02/09/2002	5056	ATTI - KAT SA (CR)	0.024	---	0.024	04/02/2015	---	---	---	---	---	---	---	2013	---	---	---	1,959.47	0.009	0.037	2357
20,255,805	0.300	---	---	---	22/08/2006	02/08/2010	4881	AXON HOLDING SA (CR)	0.022	-18.52	€ 0.027	04/02/2015	0.022	0.022	0.022	0.022	---	---	---	2013	25	1	0.55	445.63	0.022	0.028	4533
17,579,754	4.16	---	---	---	18/08/2006	02/08/2010	4885	BIOTER SA (CR)	0.209	---	0.209	04/02/2015	---	---	---	---	---	---	---	2013	---	---	---	3,674.17	0.160	0.209	2357
1,130,180	0.440	---	---	---	20/06/2003	02/07/2014	---	COMPUCON SA (CR)	0.010	---	0.010	04/02/2015	---	---	---	---	---	---	---	2013	---	---	---	11.30	0.009	0.010	9537
14,173,104	0.300	---	---	---	11/08/2010	28/11/2013	5055	DIONIC (CR)	0.047	---	0.047	04/02/2015	---	---	---	---	---	---	---	2013	---	---	---	666.14	0.042	0.086	2797
15,878,748	0.480	---	---	---	10/07/2006	22/03/2004	4960	DOMIKI KRITIS SA (CR)	0.328	---	0.328	04/02/2015	---	---	---	---	---	---	---	2013	---	---	---	5,208.23	0.264	0.330	2357
3,961,300	1.28	---	---	---	29/06/2004	03/08/2000	5080	DUROS SA (CR)	0.585	---	0.585	04/02/2015	---	---	---	---	---	---	---	2013	---	---	---	2,317.36	0.585	0.585	3763
7,085,888	1.59	---	---	---	02/07/1996	06/09/2010	4690	ELVIEMEK (CR)	3.97	---	3.97	04/02/2015	---	---	---	---	---	---	---	2013	---	---	---	28,130.98	3.97	3.97	8633
6,000,000	0.600	---	---	---	13/06/2008	08/04/2004	4886	EUROBROKERS S.A. (CR)	0.016	---	0.016	04/02/2015	---	---	---	---	---	---	---	2013	---	---	---	96.00	0.016	0.020	8534
21,820,410	0.800	---	---	---	22/05/2008	02/08/2011	4882	EUROMEDICA SA (CR)	0.390	---	0.390	04/02/2015	---	---	---	---	---	---	---	2013	---	---	---	8,509.96	0.320	0.420	4533
110,097,185	0.300	---	---	---	04/12/2013	---	5033	Forthnet (CR)	0.947	-4.54	€ 0.992	04/02/2015	0.941	0.941	0.949	0.949	---	---	---	2013	666	2	630.71	104,262.03	0.780	1.19	9535
1,270,000	0.300	---	---	---	06/07/2007	06/02/2013	5007	GIRAKIAN PROFIL SA (CB)	0.295	---	0.295	04/02/2015	---	---	---	---	---	---	---	2013	---	---	---	374.65	0.247	0.350	1757
179,707,771	0.300	---	---	---	27/06/2002	01/11/2011	4847	HELLAS ONLINE SA (CR)	0.540	-0.74	€ 0.544	04/02/2015	0.540	0.540	0.540	0.540	---	---	70.20	2013	1,000	1	540.00	97,042.20	0.521	0.550	9537
30,390,000	0.310	---	---	---	18/08/2008	29/12/2006	4447	HELLENIC FISHFARMING SA (CR)	0.078	---	0.078	04/02/2015	---	---	---	---	---	---	---	2013	---	---	---	2,370.42	0.078	0.078	3573

## Section 2: Analytic Figures of Shares Transactions

Thursday, 5 February, 2015

Number of Outstanding Securities	Nominal Value	Dividends [1] 2012 2013 2014	Date of Last Dividend [2]	Coupon Right	Note	Shares	Closing price	% change	Previous closing price/date	Open price	Price min	Price max	Last price	Avg price	Last Bid [7]	Last Ask [7]	P/E after	Year	Volume	Trades	Transactions Value	Company Mkt Value (thou. €)	Year low	Year high	Sector [4]	
1,540,000	0.600	---	---	---	08/08/1994	19/09/2000	5058	J.BOUTARIS & SON HOLD. (PB)	0.006	---	0.006	04/02/2015	---	---	---	---	---	2013	---	---	---	940.89	0.006	0.006	3535	
25,179,640	0.600	---	---	---	08/08/1994	19/09/2000	5057	J.BOUTARIS & SON HOLD. SA (CB)	0.037	---	0.037	04/02/2015	---	---	---	---	---	2013	---	---	---	940.89	0.031	0.037	3535	
7,125,216	0.650	---	---	---	01/07/2005	14/12/1999	4955	KRE.KA SA (CR)	0.167	---	0.167	04/02/2015	---	---	---	---	---	2013	---	---	---	1,189.91	0.101	0.225	3573	
51,081,030	1.00	---	---	---	20/08/2007	03/09/2007	4912	LAVIPHARM SA (CR)	0.126	7.69	#	0.117	04/02/2015	0.120	0.120	0.129	0.129	---	2013	34,208	9	4,296.67	6,436.21	0.086	0.139	4577
4,178,856	1.58	---	---	---	21/07/2011	28/07/2004	4983	MEDICON S.A (CR)	0.331	-14.47	€	0.387	04/02/2015	0.331	0.331	0.331	0.331	---	2013	1,488	2	492.53	1,383.20	0.331	0.475	4535
255,459,600	0.300	---	---	---	26/06/2000	03/12/2010	4833	NEL SA (CR)	0.012	---	0.012	04/02/2015	0.012	0.012	0.012	0.012	---	2013	124	2	1.49	3,065.52	0.010	0.023	5759	
20,231,328	0.600	---	---	---	15/07/2008	25/06/2004	4879	NIKAS SA (CR)	0.120	---	0.120	04/02/2015	0.120	0.120	0.120	0.120	---	2013	3,150	3	378.00	2,427.76	0.120	0.120	3577	
63,697,153	1.34	---	---	---	08/07/2008	10/11/2008	5081	NIREFS SA (CR)	0.082	-6.82	€	0.088	04/02/2015	0.080	0.080	0.087	0.082	---	2013	2,396	5	196.45	5,223.17	0.080	0.106	3573
14,967,940	0.500	---	---	---	21/05/2008	04/01/2008	4956	PASAL DEVELOPMENT S.A. (CR)	0.080	-11.11	€	0.090	04/02/2015	0.086	0.072	0.086	0.086	---	2013	2,239	8	178.71	1,197.44	0.072	0.101	8633
18,750,000	0.300	---	---	---	02/07/2001	31/12/2012	4985	PEGASUS PUBLISHING S.A. (CR)	0.059	---	0.059	04/02/2015	---	---	---	---	---	2013	---	---	---	1,106.25	0.057	0.068	5557	
24,319,250	0.300	---	---	---	09/07/2002	04/07/2007	5054	PROODEFTIKH SA (CR)	0.089	1.14	#	0.088	04/02/2015	0.071	0.071	0.090	0.090	---	2013	2,120	3	188.52	2,164.41	0.057	0.116	2357
65,326,268	0.530	---	---	---	04/07/2007	19/07/2006	4750	SATO SA (CR)	0.040	-18.37	€	0.049	04/02/2015	0.040	0.040	0.040	0.040	---	2013	460	2	18.40	2,613.05	0.040	0.115	3726
36,235,184	1.00	---	---	---	01/07/2008	30/07/2012	4961	SELONDA AQUACULTURE SA (CR)	0.080	---	0.080	04/02/2015	---	---	---	---	---	2013	---	---	---	2,898.81	0.069	0.099	3573	
7,914,480	2.50	---	---	---	23/06/2008	29/06/2011	4888	SFAKIANAKIS SA (CR)	1.84	---	1.84	04/02/2015	---	---	---	---	---	2013	---	---	---	14,562.64	1.84	2.58	5379	
10,000,000	1.35	---	---	---	24/06/2008	10/05/2005	4887	SIDMA SA (CR)	0.309	---	0.309	04/02/2015	---	---	---	---	---	2013	---	---	---	3,090.00	0.271	0.312	1757	
29,060,950	0.340	---	---	---	20/08/2007	24/10/2001	4884	SPIDER METAL INDUSTRY SA (CR)	0.008	---	0.008	04/02/2015	---	---	---	---	---	2013	---	---	---	232.49	0.008	0.008	2757	
100,793,000	0.300	---	---	---	16/07/2009	05/08/2013	5008	TELETIPOS SA (CR)	0.041	---	0.041	04/02/2015	---	---	---	---	---	2013	---	---	---	4,132.51	0.041	0.108	5553	
3,229,566	0.320	---	---	---	22/06/2005	23/09/1999	4629	VARANGIS AVEPE S.A. (CR)	0.520	---	0.520	04/02/2015	---	---	---	---	---	2013	---	---	---	1,679.37	0.520	0.520	3726	
16,383,428	0.300	---	---	---	25/06/2002	21/06/2013	4997	VARVARESSOS SA (CB)	0.161	---	0.161	04/02/2015	---	---	---	---	0.22	2013	---	---	---	2,637.73	0.161	0.161	3763	
13,191,620	0.620	---	---	---	04/08/2010	09/09/2002	4977	YALCO - CONSTANTINOU SA (CB)	0.189	---	0.189	04/02/2015	---	---	---	---	---	2013	---	---	---	2,493.22	0.120	0.189	3722	

## Under Deletion

9,567,289	0.300	---	---	---	01/07/2004	19/11/2007	5062	MARAC ELECTRONICS (CR)	0.298	---	0.298	04/02/2015	---	---	---	---	---	2013	---	---	---	2,851.05	0.298	0.298	9578
40,946,303	0.360	---	---	---	18/07/2005	27/11/2007	5053	PC SYSTEMS SA (CR)	0.049	---	0.049	04/02/2015	0.049	0.049	0.049	0.049	---	2013	4,950	1	242.55	2,006.37	0.049	0.098	9533
766,000	1.50	---	---	---	01/07/2004	11/12/2012	4937	TRIA ALFA SA (CR)	1.90	---	1.90	04/02/2015	---	---	---	---	---	2013	---	---	---	1,786.15	1.90	2.29	3763
245,000	1.50	---	---	---	19/07/2010	11/12/2012	4938	TRIA ALFA SA (PR)	1.35	---	1.35	04/02/2015	---	---	---	---	---	2013	---	---	---	1,786.15	1.35	1.35	3763

## Suspension Status

5,000,000	0.400	---	---	---	03/06/2009	01/09/2014	5079	ALCO HELLAS SA (CR)	0.307	---	0.307	04/02/2015	---	---	---	---	---	---	---	---	---	1,535.00	0.307	0.307	1753	
5,025,000	0.300	---	---	---	05/07/2005	14/03/2002	5023	ALSINCO S.A (CR)	0.043	---	0.043	04/02/2015	---	---	---	---	---	---	---	---	---	---	216.08	0.043	0.043	3763
1,750,955,549	0.600	---	---	---	19/05/2008	08/12/2011	4911	ATE (CR)	0.155	---	0.155	04/02/2015	---	---	---	---	---	---	---	---	---	271,398.11	0.155	0.155	8355	
21,382,067	0.300	---	---	---	02/10/2006	15/02/2006	4628	ATERMON (CR)	0.120	---	0.120	04/02/2015	---	---	---	---	---	---	---	---	---	---	2,565.85	0.120	0.120	5555
105,423,498	0.510	---	---	---	01/07/2004	28/12/2005	4920	AVENIR S.A. (CR)	0.046	---	0.046	04/02/2015	---	---	---	---	---	---	---	---	---	---	4,849.48	0.046	0.046	5752
33,930,000	0.300	---	---	---	03/07/2006	30/05/2001	4865	BABIS VOVOS SA (CR)	0.304	---	0.304	04/02/2015	---	---	---	---	---	---	---	---	---	---	10,314.72	0.304	0.304	8633
20,121,710	1.21	---	---	---	27/07/1992	12/03/2003	5002	BALKAN R.E. (CR)	0.190	---	0.190	04/02/2015	---	---	---	---	---	---	---	---	---	---	3,823.12	0.190	0.190	8633
21,920,570	0.300	---	---	---	03/07/2007	13/12/1999	4702	CARDASSILARIS SA (CR)	0.140	---	0.140	04/02/2015	---	---	---	---	---	---	---	---	---	---	3,068.88	0.140	0.140	3577
54,547,634	0.500	---	---	---	25/04/2005	21/01/2009	4860	CH.TEGOPOULOS PUBL. SA (CR)	0.038	---	0.038	04/02/2015	---	---	---	---	---	---	---	---	---	---	2,072.81	0.038	0.038	5557
30,159,583	0.470	---	---	---	26/06/2008	29/12/2010	5047	DIAS A/C (CR)	0.050	---	0.050	04/02/2015	---	---	---	---	---	---	---	---	---	---	1,507.98	0.050	0.050	3573

Number of Outstanding Securities	Nominal Value	Dividends [1] 2012 2013 2014	Date of Last Coupon Dividend [2]	Dividend Right	Note	Shares	Closing price	% change	Previous closing price/date	Open price	Price min	Price max	Last price	Avg price	Last Bid [7]	Last Ask [7]	P/E after	Year	Volume	Trades	Transactions Value	Company Mkt Value (thou. €)	Year low	Year high	Sector [4]	
Suspension Status																										
7,847,611	1.20	---	---	---	01/08/2007	28/09/2011	4939	EDRASIS - C. PSALLIDAS SA (CR)	0.150	---	↘	0.150	04/02/2015	---	---	---	---	---	---	---	---	---	1,177.14	0.150	0.150	2357
5,750,000	0.300	---	---	---	12/12/2008	12/12/2011	4929	ELECTRONIKI ATHINON SA (CR)	0.480	---	↘	0.480	04/02/2015	---	---	---	---	---	---	---	---	---	2,760.00	0.480	0.480	5375
24,605,397	0.400	---	---	---	29/06/1995	27/05/2002	4651	EMPORIKOS DESMOS SA (CR)	0.080	---	↘	0.080	04/02/2015	---	---	---	---	---	---	---	---	---	2,134.04	0.080	0.080	3722
1,182,903	0.400	---	---	---	01/07/1996	27/05/2002	4652	EMPORIKOS DESMOS SA (PR)	0.140	---	↘	0.140	04/02/2015	---	---	---	---	---	---	---	---	---	2,134.04	0.140	0.140	3722
7,326,648	1.00	---	---	---	26/07/2006	24/07/2001	4921	FINTEXPORT SA (CR)	0.328	---	↘	0.328	04/02/2015	---	---	---	---	---	---	---	---	---	2,403.14	0.328	0.328	3763
13,692,227	1.47	---	---	---	07/07/2006	08/10/1999	5049	HELLENIC FABRICS SA (CR)	0.117	---	↘	0.117	04/02/2015	---	---	---	---	---	---	---	---	---	1,601.99	0.117	0.117	3763
24,619,524	0.500	---	---	---	10/10/1986	30/12/2002	4914	KERAMIA-ALLATINI (CR)	0.088	---	↘	0.088	04/02/2015	---	---	---	---	---	---	---	---	---	2,166.52	0.088	0.088	8633
7,840,373	1.20	---	---	---	18/07/2002	05/03/2003	4765	KLONATEX SA (PR)	0.080	---	↘	0.080	04/02/2015	---	---	---	---	---	---	---	---	---	1,453.75	0.080	0.080	3763
20,663,047	1.20	---	---	---	21/08/2000	05/03/2003	4764	KLONATEX SA (CR)	0.040	---	↘	0.040	04/02/2015	---	---	---	---	---	---	---	---	---	1,453.75	0.040	0.040	3763
17,544,600	0.600	---	---	---	03/07/2000	01/08/2000	4868	KOYMBAS SYNERGY GROUP (CR)	0.132	---	↘	0.132	04/02/2015	---	---	---	---	---	---	---	---	---	2,315.89	0.132	0.132	8775
15,015,000	1.60	---	---	---	01/07/2002	02/02/2000	4603	MAXIM C.M. PERTSINIDIS SA (CB)	0.100	---	↘	0.100	04/02/2015	---	---	---	---	---	---	---	---	---	1,501.50	0.100	0.100	3763
66,937,526	0.700	---	---	---	13/08/2010	21/05/2003	5003	MICHANIKI SA (CR)	0.100	---	↘	0.100	04/02/2015	---	---	---	---	---	---	---	---	---	9,186.78	0.100	0.100	2357
25,968,987	0.700	---	---	---	13/08/2010	21/05/2003	5004	MICHANIKI SA (PR)	0.096	---	↘	0.096	04/02/2015	---	---	---	---	---	---	---	---	---	9,186.78	0.096	0.096	2357
13,555,100	1.00	---	---	---	08/07/2005	4576	MICROLAND COMPUTERS SA (CR)	0.640	---	↘	0.640	04/02/2015	---	---	---	---	---	---	---	---	---	---	8,675.26	0.640	0.640	5379
23,463,874	0.800	---	---	---	23/05/2003	21/12/1999	4918	NEORION SA (CR)	0.125	---	↘	0.125	04/02/2015	---	---	---	---	---	---	---	---	---	2,932.98	0.125	0.125	2753
42,501,273	0.300	---	---	---	26/06/2007	10/08/2009	4993	NUTRIART (CR)	0.049	---	↘	0.049	04/02/2015	---	---	---	---	---	---	---	---	---	2,082.56	0.049	0.049	3577
20,210,127	1.53	---	---	---	27/06/1997	20/03/2000	5061	PARNASSOS ENTERP. (CR)	0.070	---	↘	0.070	04/02/2015	---	---	---	---	---	---	---	---	---	1,414.71	0.070	0.070	8775
25,583,146	0.300	---	---	---	25/06/2001	03/12/2008	4723	PETZETAKIS SA (CR)	0.260	---	↘	0.260	04/02/2015	---	---	---	---	---	---	---	---	---	6,651.62	0.260	0.260	1357
9,550,386	0.500	---	---	---	01/07/1997	12/06/2008	4626	PRAXITELIO SA (CR)	0.390	---	↘	0.390	04/02/2015	---	---	---	---	---	---	---	---	---	4,430.09	0.390	0.390	4533
1,306,368	0.500	---	---	---	01/07/1997	12/06/2008	4627	PRAXITELIO SA (PR)	0.540	---	↘	0.540	04/02/2015	---	---	---	---	---	---	---	---	---	4,430.09	0.540	0.540	4533
62,683,822	0.300	---	---	---	27/05/2008	09/01/2006	4830	PROTON BANK S.A. (CR)	0.180	---	↘	0.180	04/02/2015	---	---	---	---	---	---	---	---	---	11,283.09	0.180	0.180	8355
51,334,286	0.320	---	---	---	03/07/2000	18/12/2007	4548	SAOS (CR)	0.780	---	↘	0.780	04/02/2015	---	---	---	---	---	---	---	---	---	40,040.74	0.780	0.780	2773
26,408,040	0.300	---	---	---	01/07/1997	26/05/1999	4464	SHEET STEEL SA (CR)	0.120	---	↘	0.120	04/02/2015	---	---	---	---	---	---	---	---	---	3,168.96	0.120	0.120	1757
60,221,300	0.400	---	---	---	01/07/2002	01/11/2010	5022	SHELMAN SA (CR)	0.080	---	↘	0.080	04/02/2015	---	---	---	---	---	---	---	---	---	4,817.70	0.080	0.080	2353
26,262,660	0.900	---	---	---	01/07/2008	24/02/2011	4954	SPRIDER STORES (CR)	0.031	---	↘	0.031	04/02/2015	---	---	---	---	---	---	---	---	---	814.14	0.031	0.031	5371
144,688,060	0.600	---	---	---	21/04/2008	10/03/2010	4982	T BANK (CR)	0.048	---	↘	0.048	04/02/2015	---	---	---	---	---	---	---	---	---	6,945.03	0.048	0.048	8355
6,523,780	0.530	---	---	---	01/07/2002	06/03/2001	4971	TECHNICAL PUBLICATIONS SA (CR)	0.006	---	↘	0.006	04/02/2015	---	---	---	---	---	---	---	---	---	39.14	0.006	0.006	5557
13,920,000	0.320	---	---	---	19/11/2001	01/08/2000	4726	TEXAPRET SA (CR)	0.080	---	↘	0.080	04/02/2015	---	---	---	---	---	---	---	---	---	1,113.60	0.080	0.080	3763
510,840	1.00	---	---	---	15/07/2008	21/11/2013	5036	TROPEA HOLDING (CR)	2.00	---	↘	2.00	04/02/2015	---	---	---	---	---	---	---	---	---	1,021.68	2.00	2.00	3722
284,465,964	3.70	---	---	---	20/06/2008	15/06/2009	4913	TT HELLENIC POSTBANK (CR)	0.168	---	↘	0.168	04/02/2015	---	---	---	---	---	---	---	---	---	47,790.28	0.168	0.168	8355
89,616,200	0.300	---	---	---	21/08/2000	28/06/2007	4616	UNITED TEXTILES (CR)	0.050	---	↘	0.050	04/02/2015	---	---	---	---	---	---	---	---	---	4,480.81	0.050	0.050	3763
71,683,906	0.400	---	---	---	15/06/2005	05/02/2008	4953	XATZIOANNOU (CR)	0.026	---	↘	0.026	04/02/2015	---	---	---	---	---	---	---	---	---	1,863.78	0.026	0.026	3763



Shares' Notes

Code	Note text
( )	- Adjusted dividends.
*	- Last adjusted closing price.
[1]	- Net dividends.
[2]	- The "Date of Last Coupon" for New listings refers to the date company's stocks started to trade in Athex
[3]	- The Company Market Value is referred to the number of outstanding shares
[4]	- Sectors codification can be found in Appendix A
[5]	- The Market Value refers to the total number of shares listed (including their several classes) in the exchange by the company.
[6]	- P/E greater than 100
[7]	- Last view of the Order Book before the end of the trading session
4446	- Transfer to the "Under Supervision" Category as of 20/10/2008.
4447	- Transfer to the "Under Supervision" Category as of 21/10/2008.
4464	- Suspension of trading as of 1/12/2008.
4548	- Suspension of trading as of 1/4/2009.
4576	- Suspension of trading as of 14/7/2009.
4603	- Suspension of trading as of 1/12/2009.
4616	- Suspension of trading as of 25/2/2010.
4626	- Suspension of trading as of 1/4/2010.
4627	- Suspension of trading as of 1/4/2010.
4628	- Suspension of trading as of 1/4/2010.
4629	- Transfer to the Under Supervision Category as of 12/4/2010.
4651	- Suspension of trading as of 1/6/2010.
4652	- Suspension of trading as of 1/6/2010.
4690	- Transfer to Surveillance category as of 4/4/2006.
4702	- Suspension of trading as of 1/12/2010.
4723	- Suspension of trading as of 31/1/2011.
4726	- Suspension of trading as of 1/3/2011.
4750	- Transfer to the "Under Surveillance Category" from 8/4/2011.
4764	- Suspension of trading as of 20/5/2011.
4765	- Suspension of trading as of 20/5/2011.
4795	- The final gross (pre-tax) dividend is € 0.30 per share and subject to withholding tax on the full dividend amount, i.e. 0,45 per share, for those shareholders liable to withholding tax, in accordance with the applicable tax law provisions.
4814	- Transfer to the Low Dispersion Category as of 30/5/2011.
4815	- Transfer to the Low Dispersion Category as of 30/5/2011.
4816	- Transfer to the Low Dispersion Category as of 30/5/2011.
4817	- Transfer to the Low Dispersion Category as of 30/5/2011.
4820	- Transfer to the Low Dispersion category as of 18/4/2008.
4822	- Transfer to the Low Dispersion category as of 30/5/2011.
4823	- Transfer to the Low Dispersion category as of 4/4/2006.
4827	- Transfer to the Low Dispersion category as of 5/5/2010.
4830	- Suspension of trading as of 10/10/2011.
4833	- Transfer to Surveillance category from 6/5/2010.
4844	- Transfer to the Surveillance category from 8/4/2011.
4847	- Transfer to the Surveillance Category as of 3/7/2009.
4857	- The 793,906,274 new (CR) shares, resulting from the recent share capital increase through a rights issue, are not yet admitted to trading on the ATHEX.
4860	- Suspension of trading as of 30/3/2012.
4865	- Suspension of trading as of 2/4/2012.
4868	- Suspension of trading as of 2/4/2012.
4879	- Transfer to the Surveillance Category as of 10/4/2012.
4881	- Transfer to the Surveillance Category as of 10/4/2012.
4882	- Transfer to the Surveillance Category as of 10/4/2012.
4884	- Transfer to the Surveillance Category as of 10/4/2012.
4885	- Transfer to the Surveillance Category as of 10/4/2012.

Shares' Notes

Code	Note text
4886	- Transfer to the Surveillance Category as of 10/4/2012.
4887	- Transfer to the Surveillance Category as of 10/4/2012.
4888	- Transfer to the Surveillance Category as of 10/4/2012.
4911	- Lift of suspension from 30/7/2012.
4912	- Transfer to the Surveillance Category as of 31/7/2012.
4913	- Suspension of trading as of 30/8/2012.
4914	- Suspension of trading as of 31/8/2012.
4918	- Suspension of trading as of 31/8/2012.
4920	- Suspension of trading as of 31/8/2012.
4921	- Suspension of trading as of 31/8/2012.
4929	- Suspension of trading as of 1/10/2012.
4937	- Transfer to the UNDER DELETION category as of 30/11/2012.
4938	- Transfer to the UNDER DELETION category as of 30/11/2012.
4939	- Suspension of trading as of 30/11/2012.
4953	- Suspension of trading as of 2/4/2013.
4954	- Suspension of trading as of 2/4/2013.
4955	- Transfer to the Surveillance Category as from 5/4/2013.
4956	- Transfer to the Surveillance Category as from 5/4/2013.
4957	- Transfer to the Surveillance Category as from 5/4/2013.
4958	- Transfer to the Surveillance Category as from 5/4/2013.
4959	- Transfer to the Surveillance Category as from 5/4/2013.
4960	- Transfer to the Surveillance Category as from 5/4/2013.
4961	- Transfer to the Surveillance Category as from 5/4/2013.
4971	- Suspension of trading as of 3/6/2013.
4977	- Transfer to the "Under Surveillance Category" from 11/6/2013.
4978	- Transfer to the Under Supervision Category as of 11/6/2013.
4982	- Suspension of trading as of 1/12/2011.
4983	- Transfer to the Surveillance Category as of 5/4/2013.
4985	- Transfer to the "Under Surveillance Category" from 8/4/2011.
4993	- Suspension of trading as of 21/6/2013 (15:18).
4997	- Transfer to the Under Supervision Category as of 21/12/2009. - The 6,870,053 new (CB) shares, resulting from the recent share capital increase through a rights issue, are not yet admitted to trading on the ATHEX.
5002	- Suspension of trading as of 30/08/2013.
5003	- Suspension of trading as of 30/08/2013.
5004	- Suspension of trading as of 30/08/2013.
5007	- Transfer to the Surveillance category, as of 11/10/2013.
5008	- Transfer to the Surveillance Category from 8/4/2011.
5022	- Suspension of trading as of 2/12/2013.
5023	- Suspension of trading as of 2/12/2013.
5031	- The 612,300 new (CR) shares, resulting from the recent share capital increase through a rights issue, are not yet admitted to trading on the ATHEX.
5033	- Transfer to the Surveillance Category as of 25/11/2011. The 97,144,575new (CR) shares, resulting from the recent share capital increase through a rights issue, are not yet admitted to trading on the ATHEX.
5036	- The company's share is under suspension of trading as of 2/4/2012. During suspension, the company proceeded and concluded a share reverse split, according to which - after the conclusion of the corporate action - the total number of the company's shares, as well as, the last closing price of 30/03/2012 were adjusted.
5046	- Transfer to the Low Dispersion category as of 8/4/2011.
5047	- Suspension of trading as of 27/3/2014.
5049	- Under suspension of trading as of 1/4/2014.
5053	- Transfer to the UNDER DELETION category as of 10/4/2014.
5054	- Transfer to the Surveillance Category as of 10/4/2014.
5055	- Transfer to the Surveillance Category as of 10/4/2014.
5056	- Transfer to the Under Supervision Category as of 14/4/2014.
5057	- Transfer to the Surveillance Category as of 29/12/2011.
5058	- Transfer to the Surveillance Category as of 29/12/2011.
5059	- Transfer to the Low Dispersion category as of 2/6/2014.

---

## Shares' Notes

---

Code	Note text
5061	- Suspension of trading as of 2/6/2014.
5062	- Transfer to the UNDER DELETION category as of 4/6/2014.
5069	- Suspension of trading as of 1/10/2014.
5073	- The 90,000 new (CR) shares, resulting from the recent share capital increase through a rights issue, are not yet admitted to trading on the ATHEX.
5075	- Transfer to the "Low Dispersion" Category as of 31/10/2014.
5079	- Suspension of trading from 1/12/2014.
5080	- Suspension of trading as of 6/9/2011.
5081	- Transfer to the Surveillance category, as of 19/12/2014.

Securities Blocks Details

Securities	Block Volume	Price	Block Trade Value	Time of approval	Note
GRIVALIA PROPERTIES (CR)	135,396	7.70	1,042,549.20	11:18:59	20
GRIVALIA PROPERTIES (CR)	70,000	7.58	530,600.00	12:33:08	20
AEGEAN AIRLINES (CR)	32,600	7.67	250,042.00	12:58:39	20
GRIVALIA PROPERTIES (CR)	91,061	7.64	695,250.74	13:28:17	20
GRIVALIA PROPERTIES (CR)	72,159	7.70	555,624.30	14:44:53	20
OTE (CR)	100,000	8.15	815,000.00	16:03:01	20
OTE (CR)	192,500	8.10	1,559,250.00	16:11:38	20
GRIVALIA PROPERTIES (CR)	7,000	8.15	57,050.00	16:27:38	18
GRIVALIA PROPERTIES (CR)	3,839	8.15	31,287.85	16:35:58	18
ALPHA BANK (CR)	2,500,000	0.372	928,750.00	16:36:24	20
GRIVALIA PROPERTIES (CR)	58,939	7.70	453,535.61	16:43:37	20
NATIONAL BANK (CR)	300,000	1.11	333,000.00	17:07:49	20
ALPHA BANK (W)	650,000	0.520	338,000.00	17:08:43	18

Blocks Notes

2 - SPOT 1 or SPOT 2 Packet	11 - Total Assets > 500 bil
3 - Block with Short Selling	12 - Sell Offer through Athex
4 - Buy to Close Block	13 - Forced Sale of NMOE
6 - Simultaneous Constitution	14 - Restoration Packet
7 - Repurchase Agreement	15 - Market Maker Packet
8 - Dispersion's Achievement (Not Listed)	16 - Short Selling
9 - Dispersion's Achievement (Listed)	18 - SPOT 1 Packet
10 - Share Capital Majority of Greek State (> 50 bil)	20 - Method 6-1 Packet

**Shares Rights Details**

Occured date	Exercise from	Exercise until	Trading until	Rights	Price min	Price max	Closing price	Last Bid	Last Ask	Volume	Trades	Transactions Value
--------------	---------------	----------------	---------------	--------	-----------	-----------	---------------	----------	----------	--------	--------	--------------------

No Rights Transactions.

---

**Shares Forced Sales**

---

Securities	Transaction s Volume	Number of Trades	Transactions Value	Note
------------	-------------------------	---------------------	-----------------------	------

---

No Forced Transactions.

---

---

**Forced Sales Notes**

---

- 1 - Normal Forced Sale.
- 2 - Forced Sales of Fixed Registered Shares.
- 3 - Forced Sales of Remaining Stock Fractions.

**Forced Sales Registered Shares**

Securities	Start Date	End Date	Initial Volume	Remaining Volume	Date	Avg price (day)	Avg price (period)	Number of Trades	Transactions Volume	Transactions Value
------------	------------	----------	----------------	------------------	------	-----------------	--------------------	------------------	---------------------	--------------------

No Fixed Registered Shares Forced Sales.

**Forced Sales Notes**

According to Decision 1/380/04.05.2008 of the Hellenic Republic Capital Market Commission, the certificated registered shares that have not been deposited to the issuer for dematerialisation, will be auctioned in the Athens Exchange by the supervising issuer. Forced sales procedure is held according to Article 99A of the Athens Exchange Rulebook. The average price of the period is calculated by dividing the Total transactions value by the Total volume and includes all the transactions made until the current date.

## Exchange Traded Funds (ETFs) Characteristics

	Transactions Date (T)	Creation / Redemption	Units (T-1)	New Units (T-1)	Redemption Units (T-1)	Units (T) [1]	Fund Assets [2]	Net Unit Price	Dividend per	Dividend Date
NBGAM ETF ΓΔ Χ.Α.	05/02/2015	25,000	294,878	---	---	294,878	2,784,075.00	9.4414	---	27/10/2011
ALPHA ETF FTSE Athex Large Cap	05/02/2015	50,000	5,848,618	---	---	5,848,618	15,238,020.00	2.6054	0.05	01/07/2013
NBGAM ETF GREECE & TURKEY 30	05/02/2015	25,000	388,550	---	---	388,550	3,105,611.00	7.9928	---	27/10/2011

## ETFs Notes

[1] - Units (T) = Units (T-1) + New Units (T-1) - Redemption Units (T-1)

[2] - The Creation / Redemption Units of T-1 are included.



## Corporate Bonds

Num Listed Bonds	Nominal price	Issue price	Today's Rate	Exp. Date	Duration (years)	Note	Coupon attached		Trading	Corporate Bonds	Price min	Price max	Closing price	Previous closing		Volume	Transactions Value	Last order			ear min	Year max
							Common	Preferred						price/date	Price			Buy / Sell	Date			
4,122,910	4.77	4.77	5.00	19/03/2015	5	---	20	---	1	MARFIN INVESTMENT GROUP S.A. (Conver to CR shar)	---	---	---	90.0000	12/01/2015	---	---	81.0000	B	28/11/2014	90.0000	90.0000
1,794,284	12.49	9.77	5.05	12/07/2015	8	---	---	---	1	NIREUS S.A. (Convertible to CR shares)	---	---	---	12.0000	29/01/2014	---	---	11.0000	B	17/11/2014	12.0000	12.0000
212,801,311	1.00	1.00	6.30	29/07/2020	7	---	7	---	1	MARFIN INVESTMENT GROUP S.A. SERIES B (BOND)	---	---	---	0.8500	23/08/2013	---	---	1.0000	B	28/11/2014	0.8500	0.8500
163,991,598	1.00	1.00	7.00	29/07/2019	6	---	7	---	1	MARFIN INVESTMENT GROUP S.A. SERIES A (BOND)	---	---	---	1.0000	23/08/2013	---	---	1.0000	B	28/11/2014	1.0000	1.0000

## Corporate Bonds Notes

Transactions Volume = (Pieces) \* (Nominal Price). Transactions Value = (Pieces) \* (Nominal Price) \* (price %) + (Accrued interest).

The price of a Bond is stated as a percentage (%) of Bond's Nominal Price.

Nominal Price in Euros (€), except if it is noted differently.

## Government Bonds

Number Listed Bonds	Nominal price	Today's Rate	Accrued Interest Calc	Exp. Date [1]	Duration (years)	Note	Coupons Date	Curr. coupon value	Trading Unit	Government Bonds	Price min	Price max	Closing price	Previous closing price/date	Volume	Transactions Value	Price	Last order Buy / Sell	Date
2,658,781,973	1.00	4.30	Actual/Actual	24/02/2023	11	---	24/02	4.30	1	GGB-FXD-240223-11Y-2.000-1.00	---	---	---	10.0000 28/01/2015	---	---	---	---	---
2,658,781,973	1.00	4.30	Actual/Actual	24/02/2024	12	---	24/02	4.30	1	GGB-FXD-240224-12Y-2.000-1.00	---	---	---	10.0000 28/01/2015	---	---	---	---	---
2,658,781,973	1.00	4.30	Actual/Actual	24/02/2025	13	---	24/02	4.30	1	GGB-FXD-240225-13Y-2.000-1.00	---	---	---	10.0000 28/01/2015	---	---	---	---	---
2,658,781,973	1.00	4.30	Actual/Actual	24/02/2026	14	---	24/02	4.30	1	GGB-FXD-240226-14Y-2.000-1.00	---	---	---	10.0000 28/01/2015	---	---	---	---	---
2,658,781,973	1.00	4.30	Actual/Actual	24/02/2027	15	---	24/02	4.30	1	GGB-FXD-240227-15Y-2.000-1.00	---	---	---	10.0000 28/01/2015	---	---	---	---	---
2,836,034,104	1.00	4.30	Actual/Actual	24/02/2028	16	---	24/02	4.30	1	GGB-FXD-240228-16Y-2.000-1.00	---	---	---	10.0000 28/01/2015	---	---	---	---	---
2,836,034,104	1.00	4.30	Actual/Actual	24/02/2029	17	---	24/02	4.30	1	GGB-FXD-240229-17Y-2.000-1.00	---	---	---	10.0000 28/01/2015	---	---	---	---	---
2,836,034,104	1.00	4.30	Actual/Actual	24/02/2030	18	---	24/02	4.30	1	GGB-FXD-240230-18Y-2.000-1.00	---	---	---	10.0000 28/01/2015	---	---	---	---	---
2,836,034,104	1.00	4.30	Actual/Actual	24/02/2031	19	---	24/02	4.30	1	GGB-FXD-240231-19Y-2.000-1.00	---	---	---	10.0000 28/01/2015	---	---	---	---	---
2,836,034,104	1.00	4.30	Actual/Actual	24/02/2032	20	---	24/02	4.30	1	GGB-FXD-240232-20Y-2.000-1.00	---	---	---	10.0000 28/01/2015	---	---	---	---	---
2,836,034,104	1.00	4.30	Actual/Actual	24/02/2033	21	---	24/02	4.30	1	GGB-FXD-240233-21Y-2.000-1.00	---	---	---	10.0000 28/01/2015	---	---	---	---	---
2,836,034,104	1.00	4.30	Actual/Actual	24/02/2034	22	---	24/02	4.30	1	GGB-FXD-240234-22Y-2.000-1.00	---	---	---	10.0000 28/01/2015	---	---	---	---	---
2,836,034,104	1.00	4.30	Actual/Actual	24/02/2035	23	---	24/02	4.30	1	GGB-FXD-240235-23Y-2.000-1.00	---	---	---	10.0000 28/01/2015	---	---	---	---	---
2,836,034,104	1.00	4.30	Actual/Actual	24/02/2036	24	---	24/02	4.30	1	GGB-FXD-240236-24Y-2.000-1.00	---	---	---	10.0000 28/01/2015	---	---	---	---	---
2,836,034,104	1.00	4.30	Actual/Actual	24/02/2037	25	---	24/02	4.30	1	GGB-FXD-240237-25Y-2.000-1.00	---	---	---	10.0000 28/01/2015	---	---	---	---	---
2,836,034,104	1.00	4.30	Actual/Actual	24/02/2038	26	---	24/02	4.30	1	GGB-FXD-240238-26Y-2.000-1.00	---	---	---	10.0000 28/01/2015	---	---	---	---	---
2,836,034,104	1.00	4.30	Actual/Actual	24/02/2039	27	---	24/02	4.30	1	GGB-FXD-240239-27Y-2.000-1.00	---	---	---	10.0000 28/01/2015	---	---	---	---	---
2,836,034,104	1.00	4.30	Actual/Actual	24/02/2040	28	---	24/02	4.30	1	GGB-FXD-240240-28Y-2.000-1.00	---	---	---	10.0000 28/01/2015	---	---	---	---	---
2,836,034,104	1.00	4.30	Actual/Actual	24/02/2041	29	---	24/02	4.30	1	GGB-FXD-240241-29Y-2.000-1.00	---	---	---	10.0000 28/01/2015	---	---	---	---	---
2,836,034,104	1.00	4.30	Actual/Actual	24/02/2042	30	---	24/02	4.30	1	GGB-FXD-240242-30Y-2.000-1.00	---	---	---	10.0000 28/01/2015	---	---	---	---	---
742,153	1,000.00	0.93	FLR Actual/360	10/08/2019	5	---	10/02 - 10/08	---	1	GGB-FLT-100819-05Y-0.934-1.000	---	---	---	---	---	---	---	---	---
4,030,827	1,000.00	4.75	Actual/Actual	17/04/2019	5	---	17/04	4.75	1	GGB-FXD-170419-05Y-4.750-1.000	---	---	---	---	---	---	---	---	---
2,089,066	1,000.00	3.38	Actual/Actual	17/07/2017	3	---	17/07	3.38	1	GGB-FXD-170717-03Y-3.375-1.000	---	---	---	---	---	---	---	---	---

## Government Bonds Notes

Transactions Volume = (Pieces) \* (Nominal Price). Transactions Value = (Pieces) \* (Nominal Price) \* (price %) + (Accrued interest).

The Value of current coupon for the issues with NV 0.01 euro refers to NV 100 euros

FLR: Floating Interest Rate.

[1] - The Expiration Date of the interest bearing period and the Date for coupon payment.

Bonds in Circulation	Currency / Min nominal traded Value	Coupons Payment Date	Current Coupon Value	Note	Coupon Attached	Trading Unit	Issue Date	Duration (years)	Today's Interest	A.I.C in days	Bonds	Last price of previous days	Last Outcry in Cash (euro) Price	Buy / Sell	Date	Trades in Pieces	Life min	Life Max	
<b>Bonds of International Organizations</b>																			
1,000,000	EUR / 1000	21/07	---	---	9	1	21/07/2006	10	5.0 FLR	360	EUROPEAN INVESTMENT BANK BOND	97.50	16/04/2007	---	---	---	---	---	
<b>Corporate Bonds in Foreign Currency and Euro</b>																			
103,746	GBP / 10	01/12	0.25	---	56	1	01/12/1930	98	2.5	360	National Mortgage Bank	2.27	05/02/1996	2.27	S	05/02/1996	---	2.27	2.27
0	GBP / 10	01/12	0.25	---	58	1	01/12/1928	100	2.5	360	National Mortgage Bank	---	---	---	---	---	---	---	---

**Government Bonds Notes**

A.I.C: Accrued Interest Calculation base.

FLR: Floating Interest Rate.

The minimum tradeable Nominal Value for all Demeterialised Government Titles is 100 Euros.

## State Banks Bonds (one year maturity)

Number Listed Bonds	Nominal value	Initial Rate	Current Rate	Annual Interest	Issue Date	Note	State Banks Bonds	Trading Unit	Yearly Renewals	Last Outcry in Cash (euro)		Volume
										Price	Buy / Sell	
2,446	1,182.96	4.90	2.47	29.69	31/05/2008	---	H.I.D.B.	1	7	---	---	---

## Bonds Notes

The annual renewal of H.I.D.B. Bonds is free of taxes (net rate).  
For Bonds issue until 30/01/2015 the accrued interest is capitalized.

**Athex & ATHEXClear Members List**

Member Name	Stock Market			Derivatives Market			ATHEXClear Member					
	Address	Phone	Fax	Market Member	Remote Member	Market Maker	Proprietary	Market Maker	Agent	General Clearing	Direct Clearing	Non Clearing
A. SARRIS SECURITIES S.A.				a								
6, DRAGATSANIOU STR. ATHINA	(210)-3367700	(210)-3312324										
AGRICULTURAL BANK OF GREECE S.A.								a			a	
, 23 PANEPISTIMIOU ATHINA	(210)-3298400	(210)-3298322										
ALPHA FINANCE INVESTMENT SERVICES S.A.				a		a		a			a	
5, MERLIN STR. ATHINA	(210)-3677400	(210)-3311193										
ALPHA BANK A.E.							a			a		
40, STADIOU STR ATHINA	(210)-3260000	(210)-3264116										
	(210)-3265546	(210)-3265811										
ARGUS STOCKBROKERS LTD				a	a							
12-14, KENNEDY AVE. S. 303 NICOSIA	(+35722)-22717000	(+35722)-22717070										
ATHENAIKI BROKERAGE FIRM S.A.				a								
33, STADIOU STR. ATHINA	(210)-3254764	(210)-3254767										
ATLANTIC SECURITIES LIMITED				a	a							
37, PRODROMOU STR. NICOSIA	(+35722)-445400	(+35722)-661914										
ATLAS SECURITIES S.A				a			a					a
14 - 16, VERVENON STR.& 125 MICHALAKOPOULOU STR. ATHINA	(210)-3363300	(210)-3238925										
ATTICA BANK S.A.										a		
54, AKADIMIAS STR. ATHINA	(210)-3390757	(210)-3646090										
23, OMIROU STR. ATHINA	(210)-3669000	(210)-3669410										
AXIA VENTURES GROUP LTD				a	a							
10, G. KRANIDIOTI NICOSIA	+357 22 742000	+357 22 742001										
AXON SECURITIES S.A.				a			a					a
48, STADIOU ATHINA	(210)-3363800	(210)-3243903										
BANK OF CYPRUS PUBLIC COMPANY LTD										a		
, 51, STASINOU (AG. PARASKEVI, STROVOLOS) NICOSIA	(0035722)-121883	(0035722)-336258										
170, ALEXANDRAS AVE ATHINA	(210)-6477708	(210)-6477709										
BETA SECURITIES S.A.				a		a	a	a			a	
, BRAILA & 29 ALEXANDRAS AVE ATHINA	(210)-6478900	(210)-6410139										
BNP PARIBAS SECURITIES SERVICES										a		
94, VAS. SOFIAS AVE ATHINA	(210)-7468500	(210)-7468579										
CAPITAL SECURITIES S.A.				a			a					a
58, MITROPOLEOS STR. ATHINA	(210)-3369700	(210)-3369820										
CFS SECURITIES & INVESTMENT SERVICES S.A.				a		a			a		a	
3, STADIOU STR. ATHINA	(210)-3360800	(210)-3311854										
CITIGROUP GLOBAL MARKET LTD				a	a							
, CITIGROUP CENTRE, CANADA SQUARE, CANARY WHART LONDON	002079864000	002079862266										
CO-OPERATIVE CENTRAL BANK LTD					a							
8, GRIGORI AFXENTIOU STR. NICOSIA	(+35722)-743300	(+35722)-672083										
CREDIT AGRICOLE CHEUVREUX S.A.					a							
, 9 QUAI PAUL DOUMER PARIS	33 (0) 1 41 89 70 00											
CREDIT SUISSE SECURITIES (EUROPE) LIMITED				a	a							
, ONE CABOT SQUARE LONDON	+44 20 7888 8888	+44 20 7888 1600										
CYCLOS SECURITIES S.A.				a		a	a				a	
39, PANEPISTIMIOU STR. ATHINA	(210)-3364300	(210)-3239122										
D.A. TSEKOURAS SEC. S.A.				a								
, PESMAZOGLOY 3	(210)-3214406	(210)-3211997										
DEUTSCHE BANK A.G.				a	a							
70, THEODOR-HEUSS-ALLEE FRANKFURT	0049 69 910 00	0049 69 910 34 225										
DYNAMIC SECURITIES				a					a		a	
6 - 10, CHAR. TRIKOUPH STR. ATHINA	(210)-3677700	(210)-3677777										
EL. PETROPOULAKIS SECURITIES S.A.				a					a			a
9, ARISTIDOU STR. ATHINA	(210)-3213928	(210)-3216810										
EUROBANK EQUITIES S.A.				a		a		a			a	
10, FILELLINON STR. ATHINA	(210)-3720000	(210)-3720001										
EUROBANK ERGASIAS S.A.										a		
8, OTHONOS STR. ATHINA	(210)-3337000	(210)-3233866										
	(210)-3337969	(210)-3245916										
EUROCORP SECURITIES S.A.				a			a				a	
14, FILIKIS ETAIRIAS SQ. ATHINA	(210)-7263500	(210)-7263666										
EUOTRUST BROKERAGE S.A.				a								
13-15, SOPHOCLEOUS STR. ATHINA	(210)-3363100	(210)-3238334										

Athex & ATHEXClear Members List

Member Name	Stock Market			Derivatives Market			ATHEXClear Member					
	Address	Phone	Fax	Market Member	Remote Member	Market Maker	Proprietary	Market Maker	Agent	General Clearing	Direct Clearing	Non Clearing
EUROXX SECURITIES S.A.				a			a				a	
7, PALAIOLOGOU STR. CHALANDRI	(210)-6879400	(210)-6879401										
G.A. PERVANAS SECURITIES & INVESTMENT SERVICES CO S.A.				a			a					a
7 - 9, SOPHOCLEOUS STR. ATHINA	(210)-3251875	(210)-3210291										
GLOBAL CAPITAL SECURITIES AND FINANCIAL SERVICES LTD				a	a							
5, LEMESOU AVE. LEMESOS CYPRUS	(+35722)-710710	(+35722)-339332										
GUARDIAN TRUST SECURITIES S.A				a		a	a					a
15, FILELLINON STR. ATHINA	(210)-3220402	(210)-3220498										
HELLENIC AMERICAN SEC. S.A.				a			a					
6, EVRIPIDOU STR. ATHINA	(210)-3311100	(210)-3215968										
HELLENIC BANK (INVESTMENTS) LTD				a	a							
31, KYRIAKOY MATSI AVE. NICOSIA	(+35722)-500100	(+35722)-500110										
HSBC BANK PLC										a		
109-111, MESOGION AVE ATHINA	(210)-6961507	(210)-6929310										
INDEX SECURITIES S.A.				a								
6, DRAGATSANIOU STR. ATHINA	(210)-3213920	(210)-3213216										
INTERSEC S.A.							a				a	
80-88, SYGROU AVE ATHINA	(210)-9203000	(210)-9203052										
INVESTMENT BANK OF GREECE S.A.				a		a		a		a		
24B, KIFISSIAS AVE MAROUSI	(210)-8171800	(210)-8171889										
32, AIGEIALIAS MAROUSI	(210) 8173000	(210) 8173101										
J. CHR. MAVRIKIS SECURITIES S.A.				a								
5, SOPHOCLEOUS STR. ATHINA	(210)-3213949	(210)-3217767										
KAPPA SECURITIES S.A.				a			a					a
15, VALAORITOU STR. ATHINA	(210)-3610371	(210)-3641002										
KYPROU SECURITIES S.A.						a	a					a
26, HALKIDONOS & FIDIPIPIDOY STR. ATHINA	(210)-8701000	(210)-8701049										
LAIKI FINANCIAL SERVICES LTD				a	a							
26, CLR HOUSE, VIRONOS AVE. NICOSIA	(+35722)-898600	(+35722)-680953										
LEON DEPOLAS SECURITIES S.A.				a					a			a
1, CHR. LADA STR. ATHINA	(210)-3213286	(210)-3211618										
MAGNA TRUST SECURITIES S.A				a					a			a
9, FIDIOU STR. ATHINA	(210)-3327503	(210)-3327599										
MEGA EQUITY SECURITIES & FINANCIAL SERVICES LTD				a	a							
42-44, GRIBA DIGENI AV. NICOSIA	(+35722)-711711	(+35722)-711811										
MERIT SECURITIES S.A				a		a	a				a	
38, VAS. KONSTANTINOY STR. ATHINA	(210)-3671800	(210)-3671830										
MERRILL LYNCH				a	a							
2, KING EDWARD STREET LONDON	(+4420)-79952000	(+4420)-79954525										
MIDAS BROKERAGE S.A.				a								
5, SOPHOCLEOUS STR. ATHINA	(210)-3253203	(210)-3253205										
N. CHRYSOCHOIDIS STOCK BROKERAGE I.S.S.A.				a					a		a	
7 - 9, SOPHOCLEOUS STR. ATHINA	(210)-3213913	(210)-3216115										
N. SARROS SECURITIES S.A.							a					
7-9, SOPHOCLEOUS STR. ATHINA	(210)-3705600	(210)-3219992										
NATIONAL BANK OF GREECE S.A.				a				a		a		
68, AKADIMIAS STR. ATHINA	(210)-3328817	(210)-3328678										
86, AIOLOU STR. ATHINA	(210)-3341000	(210)-3228187										
NBG SECURITIES S.A.				a		a		a				a
68, AKADIMIAS STR. ATHINA	(210)-3328500	(210)-3328565										
NEW PROTON BANK S.A.							a				a	
20, ESLIN & AMALIADOS ATHINA	210 6970000	210 6970111										
NUNTIUS SECURITIES S.A				a					a			a
6, DRAGATSANIOU STR. ATHINA	(210)-3350599	(210)-3254846										
PANTELAKIS SEC. S.A.				a			a					a
109-111, MESOGION AVE. ATHINA	(210)-6965000	(210)-6929550										
PEGASUS BROKERAGE FIRM S.A				a			a					
17, VALAORITOU STR. ATHINA	(210)-3670700	(210)-3670760										
PIRAEUS BANK S.A.				a					a	a		
4, AMERIKIS STR. ATHINA	(210)-3335000	(210)-3335079										
4, AMERIKIS STR ATHINA	(210)-3335918	(210)-3254207										
PIRAEUS SECURITIES S.A.				a				a			a	
10, STADIOU STR. ATHINA	(210)-3354100	(210)-3233814										

**Athex & ATHEXCclear Members List**

Member Name	Stock Market			Derivatives Market			ATHEXCclear Member		
	Market Member	Remote Member	Market Maker	Proprietary	Market Maker	Agent	General Clearing	Direct Clearing	Non Clearing
<b>PRELIUM SECURITIES &amp; INVESTMENT SERVICES S.A.</b>	a			a					a
, KIFISSIAS AVE & 1 DAVAKI STR ATHINA	(210)-3677000	(210)-6920403							
<b>PROCHOICE SECURITIES LTD</b>	a	a							
57, SPYROU KYPRIANOY NICOSIA	+357-24-661192	+357-24-662464							
<b>SHARELINK SECURITIES &amp; FINANCIAL SERVICES LTD</b>	a	a							
6, ELLINAS HOUSE, THEOTOKI STR. NICOSIA	(+35722)-554200	(+35722)-750852							
<b>SOCIETE GENERALE S.A.</b>	a	a		a					
17, COURS VALMY PUTEAUX - LA DEFENSE PARIS	(+33) 142134754	(+33) 142135697							
240-242, KIFISSIAS AVE ATHINA	(210)-6790161	(210)-6728828							
<b>SOLIDUS SECURITIES S.A</b>	a			a				a	
64, LOUIZIS RIANKOUR STR. ATHINA	(210)-6925500	(210)-6985421							
<b>ST. EM. LAVRENTAKIS SECURITIES S.A.</b>	a			a					a
7 - 9, SOPHOCLEOUS STR. ATHINA	(210)-3213336	(210)-3246572							
<b>THE CYPRUS INVESTMENT AND SECURITIES CORPORATION LIMITED (CISCO)</b>	a	a							
4, EVROU STR. (EUROLIFE HOUSE) NICOSIA	(+35722)-881800	(+35722)-881801							
<b>UBS LIMITED</b>	a	a							
1, FINSBURY AVENUE LONDON	(+4420)-79013333	(+4420)-79012345							
<b>KARAMANOF SECURITIES &amp; INV. SERVICES S.A.</b>	a					a		a	
2, SQ. ST THEODORON ATHINA	(210)-3212947	(210)-3217088							

List of Stocks under Market Making operations

Securities Market Maker	Stock Category	
	Start Market Making	End Market Making
<b>CYPRUS POPULAR BANK (CR)</b>	Suspension Status	
PIRAEUS SECURITIES S.A.	02/02/2013	01/01/2400
<b>VIOHALCO (CB)</b>	Suspension Status	
ALPHA FINANCE INVESTMENT SERVICES S.A.	11/02/2013	01/01/2400
EUROBANK EQUITIES S.A.	20/01/2013	01/01/2400
MERIT SECURITIES S.A.	13/12/2012	01/01/2400
<b>ALPHA BANK (CR)</b>	Main Market	
EUROBANK EQUITIES S.A.	24/10/2012	01/01/2400
HELLENIC AMERICAN SEC. S.A.	25/07/2014	01/01/2400
INVESTMENT BANK OF GREECE S.A.	08/01/2013	01/01/2400
MERIT SECURITIES S.A.	03/09/2013	01/01/2400
NBG SECURITIES S.A.	15/01/2013	01/01/2400
PIRAEUS SECURITIES S.A.	28/05/2013	01/01/2400
<b>ALUMIL (CR)</b>	Main Market	
BETA SECURITIES S.A.	18/07/2013	01/01/2400
<b>ATTICA BANK S.A. (CR)</b>	Main Market	
BETA SECURITIES S.A.	02/06/2014	01/01/2400
EUROBANK EQUITIES S.A.	25/07/2014	01/01/2400
HELLENIC AMERICAN SEC. S.A.	25/07/2014	01/01/2400
<b>BYTE COMPUTER SA (CR)</b>	Main Market	
MERIT SECURITIES S.A.	04/08/2013	01/01/2400
<b>CC HBC AG (CR)</b>	Main Market	
EUROBANK EQUITIES S.A.	23/10/2013	01/01/2400
NBG SECURITIES S.A.	29/04/2013	01/01/2400
<b>ELLAKTOR (CR)</b>	Main Market	
EUROBANK EQUITIES S.A.	01/06/2013	01/01/2400
INVESTMENT BANK OF GREECE S.A.	02/01/2013	01/01/2400
NBG SECURITIES S.A.	25/06/2013	01/01/2400
<b>ELTECH ANEMOS S.A. (CR)</b>	Main Market	
EUROBANK EQUITIES S.A.	22/07/2014	01/01/2400
<b>ELTON SA (CR)</b>	Main Market	
BETA SECURITIES S.A.	03/09/2013	01/01/2400
<b>EUROBANK ERGASIAS (CR)</b>	Main Market	
ALPHA FINANCE INVESTMENT SERVICES S.A.	08/01/2013	01/01/2400
EUROBANK EQUITIES S.A.	01/06/2013	01/01/2400
HELLENIC AMERICAN SEC. S.A.	25/07/2014	01/01/2400
INVESTMENT BANK OF GREECE S.A.	08/01/2013	01/01/2400
PIRAEUS SECURITIES S.A.	28/09/2013	01/01/2400
<b>EUROCONSULTANTS S.A. (CR)</b>	Main Market	
EUROBANK EQUITIES S.A.	22/07/2014	01/01/2400
<b>FOLLI FOLLIE (CR)</b>	Main Market	
NBG SECURITIES S.A.	17/02/2014	01/01/2400
<b>FRIGOGLASS SA (CR)</b>	Main Market	
EUROBANK EQUITIES S.A.	27/10/2014	01/01/2400
<b>GEK TERNA (CR)</b>	Main Market	
INVESTMENT BANK OF GREECE S.A.	02/01/2013	01/01/2400
<b>GR. SARANTIS SA (CR)</b>	Main Market	
BETA SECURITIES S.A.	14/05/2013	01/01/2400
<b>HELLENIC EXCHANGES-A.S.E. (CR)</b>	Main Market	
EUROBANK EQUITIES S.A.	01/06/2013	01/01/2400
HELLENIC AMERICAN SEC. S.A.	01/09/2014	01/01/2400
INVESTMENT BANK OF GREECE S.A.	02/01/2013	01/01/2400
NBG SECURITIES S.A.	25/06/2013	01/01/2400
<b>INTRACOM CONSTR. (CR)</b>	Main Market	
MERIT SECURITIES S.A.	27/12/2012	01/01/2400
<b>INTRALOT (CR)</b>	Main Market	
EUROBANK EQUITIES S.A.	01/06/2013	01/01/2400
INVESTMENT BANK OF GREECE S.A.	02/01/2013	01/01/2400
PIRAEUS SECURITIES S.A.	28/09/2013	01/01/2400
<b>KRETA FARM SA (CR)</b>	Main Market	
EUROBANK EQUITIES S.A.	17/11/2014	01/01/2400
<b>LAMDA DEVELOPMENT SA (CR)</b>	Main Market	
EUROBANK EQUITIES S.A.	08/12/2014	01/01/2400
<b>MARFIN INVESTMENT GROUP (CR)</b>	Main Market	
HELLENIC AMERICAN SEC. S.A.	25/07/2014	01/01/2400
PIRAEUS SECURITIES S.A.	02/02/2013	01/01/2400
<b>MLS MULTIMEDIA SA (CR)</b>	Main Market	
BETA SECURITIES S.A.	18/07/2013	01/01/2400



List of Stocks under Market Making operations

Securities Market Maker	Stock Category	
	Start Market Making	End Market Making
<b>MOTOR OIL (CR)</b>	<b>Main Market</b>	
EUROBANK EQUITIES S.A.	23/10/2012	01/01/2400
HELLENIC AMERICAN SEC. S.A.	01/09/2014	01/01/2400
NBG SECURITIES S.A.	17/02/2014	01/01/2400
<b>MYTILINEOS HOLDINGS (CR)</b>	<b>Main Market</b>	
HELLENIC AMERICAN SEC. S.A.	25/07/2014	01/01/2400
INVESTMENT BANK OF GREECE S.A.	02/01/2013	01/01/2400
NBG SECURITIES S.A.	25/06/2013	01/01/2400
<b>NATIONAL BANK (CR)</b>	<b>Main Market</b>	
ALPHA FINANCE INVESTMENT SERVICES S.A.	08/01/2013	01/01/2400
EUROBANK EQUITIES S.A.	24/10/2012	01/01/2400
HELLENIC AMERICAN SEC. S.A.	25/07/2014	01/01/2400
INVESTMENT BANK OF GREECE S.A.	08/01/2013	01/01/2400
MERIT SECURITIES S.A.	03/09/2013	01/01/2400
NBG SECURITIES S.A.	28/02/2013	01/01/2400
PIRAEUS SECURITIES S.A.	08/09/2013	01/01/2400
<b>OPAP (CR)</b>	<b>Main Market</b>	
ALPHA FINANCE INVESTMENT SERVICES S.A.	08/01/2013	01/01/2400
EUROBANK EQUITIES S.A.	24/10/2012	01/01/2400
HELLENIC AMERICAN SEC. S.A.	25/07/2014	01/01/2400
INVESTMENT BANK OF GREECE S.A.	08/01/2013	01/01/2400
NBG SECURITIES S.A.	15/01/2013	01/01/2400
<b>OTE (CR)</b>	<b>Main Market</b>	
ALPHA FINANCE INVESTMENT SERVICES S.A.	08/01/2013	01/01/2400
EUROBANK EQUITIES S.A.	24/10/2012	01/01/2400
HELLENIC AMERICAN SEC. S.A.	25/07/2014	01/01/2400
INVESTMENT BANK OF GREECE S.A.	08/01/2013	01/01/2400
NBG SECURITIES S.A.	01/12/2012	01/01/2400
PIRAEUS SECURITIES S.A.	08/09/2013	01/01/2400
<b>PAPOUTSANIS (CR)</b>	<b>Main Market</b>	
BETA SECURITIES S.A.	25/11/2013	01/01/2400
<b>PETROPOULOS PETROS (CR)</b>	<b>Main Market</b>	
BETA SECURITIES S.A.	28/05/2013	01/01/2400
<b>PIRAEUS BANK (CR)</b>	<b>Main Market</b>	
EUROBANK EQUITIES S.A.	23/10/2012	01/01/2400
HELLENIC AMERICAN SEC. S.A.	25/07/2014	01/01/2400
INVESTMENT BANK OF GREECE S.A.	08/01/2013	01/01/2400
MERIT SECURITIES S.A.	16/09/2013	01/01/2400
NBG SECURITIES S.A.	02/06/2013	01/01/2400
PIRAEUS SECURITIES S.A.	16/02/2013	01/01/2400
<b>PLAISIO COMPUTERS SA (CR)</b>	<b>Main Market</b>	
BETA SECURITIES S.A.	05/05/2014	01/01/2400
<b>PPC (CR)</b>	<b>Main Market</b>	
ALPHA FINANCE INVESTMENT SERVICES S.A.	08/01/2013	01/01/2400
EUROBANK EQUITIES S.A.	23/10/2012	01/01/2400
HELLENIC AMERICAN SEC. S.A.	01/09/2014	01/01/2400
INVESTMENT BANK OF GREECE S.A.	08/01/2013	01/01/2400
NBG SECURITIES S.A.	26/03/2013	01/01/2400
PIRAEUS SECURITIES S.A.	28/09/2013	01/01/2400
<b>PROFILE SA (CR)</b>	<b>Main Market</b>	
EUROBANK EQUITIES S.A.	23/06/2014	01/01/2400
<b>REDS S.A. (CR)</b>	<b>Main Market</b>	
EUROBANK EQUITIES S.A.	05/09/2014	01/01/2400
<b>S.KANAKIS SA (CR)</b>	<b>Main Market</b>	
BETA SECURITIES S.A.	01/10/2013	01/01/2400
<b>TITAN CEMENT (CR)</b>	<b>Main Market</b>	
EUROBANK EQUITIES S.A.	23/10/2012	01/01/2400
NBG SECURITIES S.A.	17/02/2014	01/01/2400
<b>VIOHALCO SA/NV (CB)</b>	<b>Main Market</b>	
ALPHA FINANCE INVESTMENT SERVICES S.A.	17/02/2014	01/01/2400
MERIT SECURITIES S.A.	17/03/2014	01/01/2400

Underlying Asset				Derivatives Market														
Price max	Price min	Closing price	change	Delivery Month	Open price	Price max	Price min	Last price	Closing price	Last Bid	Last Ask	Settlement price	Life high	Life low	Trades	Volume	Open Interest	
<b>FTSE/Athex Large Cap</b>				(Trade Unit: 1 Index Point x 5€, Cash Settlement)														
257.93	229.26	246.37	-4.48%	February 2015	245.00	249.00	232.50	246.00	246.00	---	---	245.25	332.75	---	2,069	23,061	47,042	
				March 2015	236.50	248.25	232.75	242.50	242.50	---	---	244.50	---	328.00	---	136	1,172	1,515
				April 2015	---	---	---	---	258.75	---	---	---	---	---	---	---	---	
				June 2015	237.00	237.00	237.00	237.00	237.00	---	---	243.75	---	237.00	---	1	3	3
				September 2015	---	---	---	---	258.75	---	---	---	---	---	---	---	---	
				December 2015	---	---	---	---	259.75	---	---	---	---	---	---	---	---	

Underlying Asset				Derivatives Market													
Price max	Price min	Closing price	change	Delivery Month	Open price	Price max	Price min	Last price	Closing price	Last Bid	Last Ask	Settlement price	Life high	Life low	Trades	Volume	Open Interest
<b>ALPHA BANK (CR)</b>				(Contract Size: 100 Securities, Physical Delivery)													
0.378	0.302	0.374	-2.09%	March 2015	0.348	0.375	0.326	0.374	0.374	---	---	0.369	0.555	---	487	10,885	37,946
				June 2015	---	---	---	---	0.385	---	---	0.373	---	0.405	---	---	1
				September 2015	---	---	---	---	0.387	---	---	---	---	---	---	---	---
				December 2015	---	---	---	---	0.389	---	---	---	---	---	---	---	---
<b>CC HBC AG (CR)</b>				(Contract Size: 100 Securities, Physical Delivery)													
14.91	14.37	14.90	1.43%	March 2015	14.65	14.85	14.65	14.85	14.85	---	---	14.86	17.10	---	2	2	251
				June 2015	---	---	---	---	14.80	---	---	---	---	---	---	---	---
				September 2015	---	---	---	---	14.52	---	---	---	---	---	---	---	---
				December 2015	---	---	---	---	14.60	---	---	---	---	---	---	---	---
<b>CORINTH PIPEWORKS SA (CR)</b>				(Contract Size: 100 Securities, Physical Delivery)													
0.916	0.841	0.890	-2.84%	March 2015	0.849	0.888	0.849	0.888	0.888	---	---	0.869	1.01	---	5	21	395
				June 2015	---	---	---	---	0.923	---	---	1.06	---	0.999	---	---	75
				September 2015	---	---	---	---	0.928	---	---	---	---	---	---	---	---
				December 2015	---	---	---	---	0.932	---	---	---	---	---	---	---	---
<b>ELLAKTOR (CR)</b>				(Contract Size: 100 Securities, Physical Delivery)													
2.18	1.92	2.18	-3.97%	March 2015	2.04	2.16	1.99	2.16	2.16	---	---	2.11	2.75	---	45	252	1,761
				June 2015	---	---	---	---	2.29	---	---	---	---	---	---	---	---
				September 2015	---	---	---	---	2.30	---	---	---	---	---	---	---	---
				December 2015	---	---	---	---	2.31	---	---	---	---	---	---	---	---
<b>EUROBANK ERGASIAS (CR)</b>				(Contract Size: 100 Securities, Physical Delivery)													
0.162	0.134	0.149	-9.70%	March 2015	0.143	0.165	0.138	0.151	0.151	---	---	0.148	0.267	---	290	11,338	68,090
				June 2015	---	---	---	---	0.166	---	---	0.155	---	0.277	---	---	320
				September 2015	---	---	---	---	0.167	---	---	---	---	---	---	---	---
				December 2015	---	---	---	---	0.168	---	---	---	---	---	---	---	---
<b>EYDAP S.A. (CR)</b>				(Contract Size: 100 Securities, Physical Delivery)													
6.19	5.71	5.90	-4.84%	March 2015	5.30	5.84	5.30	5.70	5.70	---	---	5.85	6.43	---	7	15	155
				June 2015	---	---	---	---	5.87	---	---	---	---	---	---	---	---
				September 2015	---	---	---	---	5.85	---	---	---	---	---	---	---	---
				December 2015	---	---	---	---	5.88	---	---	---	---	---	---	---	---
<b>FOLLI FOLLIE (CR)</b>				(Contract Size: 100 Securities, Physical Delivery)													
30.42	29.33	30.00	-0.66%	March 2015	29.18	30.10	29.00	30.00	30.00	---	---	29.21	30.75	---	41	78	318
				June 2015	---	---	---	---	30.43	---	---	28.09	---	23.52	---	---	2
				September 2015	---	---	---	---	30.58	---	---	---	---	---	---	---	---
				December 2015	---	---	---	---	30.73	---	---	---	---	---	---	---	---
<b>FRIGOGLASS SA (CR)</b>				(Contract Size: 100 Securities, Physical Delivery)													
1.73	1.63	1.70	-2.86%	March 2015	1.63	1.65	1.63	1.65	1.65	---	---	1.68	2.02	---	2	2	350
				June 2015	---	---	---	---	1.76	---	---	---	---	---	---	---	---
				September 2015	---	---	---	---	1.77	---	---	---	---	---	---	---	---
				December 2015	---	---	---	---	1.78	---	---	---	---	---	---	---	---

Underlying Asset				Derivatives Market													
Price max	Price min	Closing price	change	Delivery Month	Open price	Price max	Price min	Last price	Closing price	Last Bid	Last Ask	Settlement price	Life high	Life low	Trades	Volume	Open Interest
<b>GEK TERNA (CR)</b> (Contract Size: 100 Securities, Physical Delivery)																	
2.14	1.97	2.11	-5.38%	March 2015	2.00	2.14	1.96	2.08	2.08	---	---	2.14	2.80	---	57	432	7,132
				June 2015	---	---	---	---	2.25	---	---	2.14	---	2.73	---	---	---
				September 2015	---	---	---	---	2.26	---	---	---	---	---	---	---	---
				December 2015	---	---	---	---	2.27	---	---	---	---	---	---	---	---
<b>GRIVALIA PROPERTIES (CR)</b> (Contract Size: 100 Securities, Physical Delivery)																	
7.88	7.53	7.70	-1.28%	March 2015	7.79	7.79	7.62	7.66	7.66	---	---	7.57	8.45	---	5	13	268
				June 2015	---	---	---	---	7.68	---	---	---	---	---	---	---	---
				September 2015	---	---	---	---	7.72	---	---	---	---	---	---	---	---
				December 2015	---	---	---	---	7.76	---	---	---	---	---	---	---	---
<b>HELLENIC EXCHANGES-A.S.E. (CR)</b> (Contract Size: 100 Securities, Physical Delivery)																	
5.75	5.23	5.70	-2.23%	March 2015	5.80	5.80	5.30	5.63	5.63	---	---	5.64	6.30	---	83	229	1,734
				June 2015	---	---	---	---	5.78	---	---	5.56	---	---	---	---	---
				September 2015	---	---	---	---	5.81	---	---	---	---	---	---	---	---
				December 2015	---	---	---	---	5.84	---	---	---	---	---	---	---	---
<b>HELLENIC PETROLEUM (CR)</b> (Contract Size: 100 Securities, Physical Delivery)																	
4.05	3.76	4.05	-2.41%	March 2015	3.94	4.00	3.83	4.00	4.00	---	---	4.03	4.75	---	57	115	3,733
				June 2015	---	---	---	---	4.18	---	---	---	---	---	---	---	---
				September 2015	---	---	---	---	4.05	---	---	---	---	---	---	---	---
				December 2015	---	---	---	---	4.07	---	---	---	---	---	---	---	---
<b>INTRALOT (CR)</b> (Contract Size: 100 Securities, Physical Delivery)																	
1.54	1.45	1.52	-1.30%	March 2015	1.48	1.52	1.46	1.52	1.52	---	---	1.49	1.56	---	6	33	596
				June 2015	---	---	---	---	1.55	---	---	---	---	---	---	---	---
				September 2015	---	---	---	---	1.56	---	---	---	---	---	---	---	---
				December 2015	---	---	---	---	1.57	---	---	---	---	---	---	---	---
<b>JUMBO SA (CR)</b> (Contract Size: 100 Securities, Physical Delivery)																	
10.60	9.30	10.60	0.57%	March 2015	9.64	10.55	9.64	10.55	10.55	---	---	10.41	10.90	---	60	128	896
				June 2015	---	---	---	---	10.62	---	---	---	---	---	---	---	---
				September 2015	---	---	---	---	10.67	---	---	---	---	---	---	---	---
				December 2015	---	---	---	---	10.55	---	---	---	---	---	---	---	---
<b>MARFIN INVESTMENT GROUP (CR)</b> (Contract Size: 100 Securities, Physical Delivery)																	
0.175	0.160	0.171	-5.53%	March 2015	0.156	0.175	0.156	0.174	0.174	---	---	0.173	0.250	---	39	279	28,024
				June 2015	---	---	---	---	0.182	---	---	0.177	0.188	---	---	---	8
				September 2015	---	---	---	---	0.183	---	---	---	---	---	---	---	---
				December 2015	---	---	---	---	0.184	---	---	---	---	---	---	---	---
<b>METKA (CR)</b> (Contract Size: 100 Securities, Physical Delivery)																	
9.70	9.03	9.70	-0.82%	March 2015	9.30	9.36	9.19	9.32	9.32	---	---	9.48	9.97	---	14	50	379
				June 2015	---	---	---	---	9.85	---	---	---	---	---	---	---	---
				September 2015	---	---	---	---	9.60	---	---	---	---	---	---	---	---
				December 2015	---	---	---	---	9.65	---	---	---	---	---	---	---	---

Underlying Asset				Derivatives Market													
Price max	Price min	Closing price	change	Delivery Month	Open price	Price max	Price min	Last price	Closing price	Last Bid	Last Ask	Settlement price	Life high	Life low	Trades	Volume	Open Interest
<b>MOTOR OIL (CR)</b> (Contract Size: 100 Securities, Physical Delivery)																	
6.93	6.60	6.90	-2.82%	March 2015	6.70	6.85	6.61	6.85	6.85	---	---	6.85	7.15	---	27	69	396
				June 2015	---	---	---	---	7.15	---	---	6.85	---	---	---	---	---
				September 2015	---	---	---	---	6.99	---	---	---	---	---	---	---	---
				December 2015	---	---	---	---	7.03	---	---	---	---	---	---	---	---
<b>MYTILINEOS HOLDINGS (CR)</b> (Contract Size: 100 Securities, Physical Delivery)																	
5.95	5.51	5.95	-0.17%	March 2015	5.29	5.92	5.29	5.92	5.92	---	---	5.82	6.24	---	142	419	3,347
				June 2015	---	---	---	---	6.00	---	---	5.91	6.43	---	---	---	---
				September 2015	---	---	---	---	6.03	---	---	6.02	5.52	---	---	---	---
				December 2015	---	---	---	---	6.06	---	---	---	---	---	---	---	---
<b>NATIONAL BANK (CR)</b> (Contract Size: 100 Securities, Physical Delivery)																	
1.23	0.960	1.14	-12.31%	March 2015	1.15	1.22	0.981	1.13	1.13	---	---	1.11	1.90	---	1,359	27,911	18,608
				June 2015	1.17	1.17	1.16	1.16	1.16	---	---	1.14	2.10	---	4	200	250
				September 2015	---	---	---	---	1.32	---	---	---	---	---	---	---	---
				December 2015	---	---	---	---	1.32	---	---	---	---	---	---	---	---
<b>OPAP (CR)</b> (Contract Size: 100 Securities, Physical Delivery)																	
8.70	7.94	8.43	-5.28%	March 2015	8.74	8.74	7.94	8.46	8.46	---	---	8.46	10.50	---	437	1,770	1,987
				June 2015	8.30	8.33	8.29	8.29	8.29	---	---	8.55	8.59	---	4	28	58
				September 2015	8.50	8.50	8.30	8.30	8.30	---	---	8.74	8.82	---	2	2	30
				December 2015	---	---	---	---	8.81	---	---	---	---	---	---	---	---
<b>OTE (CR)</b> (Contract Size: 100 Securities, Physical Delivery)																	
8.38	7.95	8.15	-6.32%	March 2015	8.39	8.39	7.98	8.17	8.17	---	---	8.14	10.09	---	398	1,971	5,784
				June 2015	---	---	---	---	8.77	---	---	8.14	10.57	---	---	---	10
				September 2015	---	---	---	---	8.81	---	---	---	---	---	---	---	---
				December 2015	---	---	---	---	8.85	---	---	---	---	---	---	---	---
<b>P.P.A. S.A. (CR)</b> (Contract Size: 100 Securities, Physical Delivery)																	
11.75	10.86	11.58	-1.70%	March 2015	11.30	11.50	11.30	11.40	11.40	---	---	11.59	13.20	---	8	17	202
				June 2015	---	---	---	---	11.87	---	---	---	---	---	---	---	---
				September 2015	---	---	---	---	11.81	---	---	---	---	---	---	---	---
				December 2015	---	---	---	---	11.87	---	---	---	---	---	---	---	---
<b>PIRAEUS BANK (CR)</b> (Contract Size: 100 Securities, Physical Delivery)																	
0.701	0.551	0.642	-14.97%	March 2015	0.701	0.701	0.590	0.650	0.650	---	---	0.658	1.34	---	751	16,844	29,445
				June 2015	---	---	---	---	0.761	---	---	0.669	1.00	---	---	---	6
				September 2015	---	---	---	---	0.764	---	---	---	---	---	---	---	---
				December 2015	---	---	---	---	0.768	---	---	---	---	---	---	---	---
<b>PPC (CR)</b> (Contract Size: 100 Securities, Physical Delivery)																	
5.37	4.90	5.27	-4.18%	March 2015	5.30	5.38	4.90	5.28	5.28	---	---	5.30	7.94	---	430	1,895	3,960
				June 2015	---	---	---	---	5.54	---	---	5.33	8.06	---	---	---	---
				September 2015	---	---	---	---	5.54	---	---	---	---	---	---	---	---
				December 2015	---	---	---	---	5.57	---	---	---	---	---	---	---	---

Underlying Asset				Derivatives Market													
Price max	Price min	Closing price	change	Delivery Month	Open price	Price max	Price min	Last price	Closing price	Last Bid	Last Ask	Settlement price	Life high	Life low	Trades	Volume	Open Interest
<b>SIDENOR (CR)</b>				(Contract Size: 100 Securities, Physical Delivery)													
0.636	0.617	0.630	-5.12%	March 2015	0.630	0.630	0.630	0.630	0.630	---	---	0.632	0.692	---	1	1	674
				June 2015	---	---	---	---	0.669	---	---	---	---	---	---	---	---
				September 2015	---	---	---	---	0.672	---	---	---	---	---	---	---	---
				December 2015	---	---	---	---	0.676	---	---	---	---	---	---	---	---
<b>TERNA ENERGY (CR)</b>				(Contract Size: 100 Securities, Physical Delivery)													
2.37	2.22	2.35	-5.62%	March 2015	2.27	2.35	2.26	2.35	2.35	---	---	2.27	2.51	---	5	13	839
				June 2015	2.30	2.30	2.30	2.30	2.30	---	---	2.84	2.47	---	1	10	800
				September 2015	---	---	---	---	2.46	---	---	---	---	---	---	---	---
				December 2015	---	---	---	---	2.47	---	---	---	---	---	---	---	---
<b>TITAN CEMENT (CR)</b>				(Contract Size: 100 Securities, Physical Delivery)													
21.40	19.90	21.30	2.01%	March 2015	20.49	21.26	19.67	21.24	21.24	---	---	21.60	21.29	---	63	102	632
				June 2015	---	---	---	---	21.04	---	---	---	---	---	---	---	---
				September 2015	---	---	---	---	21.04	---	---	---	---	---	---	---	---
				December 2015	---	---	---	---	21.15	---	---	---	---	---	---	---	---
<b>VIOHALCO SA/NV (CB)</b>				(Contract Size: 100 Securities, Physical Delivery)													
2.44	2.31	2.44	-2.01%	March 2015	2.29	2.38	2.29	2.38	2.38	---	---	2.42	2.38	---	4	8	395
				June 2015	---	---	---	---	2.51	---	---	---	---	---	---	---	---
				September 2015	---	---	---	---	2.52	---	---	---	---	---	---	---	---
				December 2015	---	---	---	---	2.53	---	---	---	---	---	---	---	---

## FTSE/Athex Large Cap

(Trade Unit: 1 Index Point x 5€ - Exercise Style: European, Cash Settlement)

Exerise Price	Call Options														Put Options																		
	February 2015							March 2015							Other Months		February 2015							March 2015							Other Months		Exerise Price
	Open price	Price max	Price min	Last price	Closing price	Volume	Open Interest	Open price	Price max	Price min	Last price	Closing price	Volume	Open Interest	Volume	Open Interest	Open price	Price max	Price min	Last price	Closing price	Volume	Open Interest	Open price	Price max	Price min	Last price	Closing price	Volume	Open Interest	Volume	Open Interest	
180	0.00	0.00	0.00	-	73.50	-	51	0.00	0.00	0.00	-	75.50	-	-			0.00	0.00	0.00	-	0.13	-	-	0.00	0.00	0.00	-	2.00	-	-			
185	0.00	0.00	0.00	-	68.50	-	-	0.00	0.00	0.00	-	71.00	-	-			0.00	0.00	0.00	-	0.21	-	-	0.00	0.00	0.00	-	2.60	-	-			185
190	0.00	0.00	0.00	-	63.50	-	-	0.00	0.00	0.00	-	67.00	-	-			0.00	0.00	0.00	-	0.35	-	1	0.00	0.00	0.00	-	3.30	-	-			190
195	0.00	0.00	0.00	-	58.50	-	-	0.00	0.00	0.00	-	62.50	-	-			0.00	0.00	0.00	-	0.55	-	-	0.00	0.00	0.00	-	4.10	-	-			195
200	0.00	0.00	0.00	-	54.00	-	-	0.00	0.00	0.00	-	58.50	-	-			0.00	0.00	0.00	-	0.83	-	4	8.30	8.30	8.30	8.30	8.30	4	884			200
205	0.00	0.00	0.00	-	49.50	-	-	0.00	0.00	0.00	-	55.00	-	-			0.00	0.00	0.00	-	1.20	-	2	0.00	0.00	0.00	-	6.10	-	1			205
210	0.00	0.00	0.00	-	45.00	-	4	0.00	0.00	0.00	-	51.00	-	-			0.00	0.00	0.00	-	1.70	-	21	0.00	0.00	0.00	-	7.40	-	-			210
215	0.00	0.00	0.00	-	40.75	-	176	0.00	0.00	0.00	-	47.50	-	-			0.00	0.00	0.00	-	2.40	-	9	0.00	0.00	0.00	-	8.80	-	50			215
220	0.00	0.00	0.00	-	36.50	-	54	0.00	0.00	0.00	-	44.00	-	25			0.00	0.00	0.00	-	4.40	-	26	0.00	0.00	0.00	-	10.25	-	-			220
225	0.00	0.00	0.00	-	32.50	-	21	0.00	0.00	0.00	-	40.75	-	21			0.00	0.00	0.00	-	4.40	-	26	0.00	0.00	0.00	-	12.00	-	-			225
230	19.50	19.50	19.50	19.50	19.50	1	85	0.00	0.00	0.00	-	37.50	-	61			19.50	19.50	8.50	8.50	8.50	89	176	0.00	0.00	0.00	-	14.00	-	-			230
235	18.50	18.50	18.50	18.50	18.50	2	145	0.00	0.00	0.00	-	34.75	-	100			18.50	18.50	9.30	9.30	9.30	1	15	0.00	0.00	0.00	-	16.00	-	11			235
240	17.00	17.00	17.00	17.00	17.00	1	417	0.00	0.00	0.00	-	32.00	-	-			17.00	17.00	13.00	13.00	13.00	1	71	0.00	0.00	0.00	-	18.25	-	37			240
245	0.00	0.00	0.00	-	19.25	-	103	0.00	0.00	0.00	-	29.25	-	-			0.00	0.00	0.00	-	11.00	-	86	0.00	0.00	0.00	-	20.50	-	20			245
250	13.00	13.00	13.00	13.00	13.00	1	162	19.00	20.00	19.00	20.00	20.00	10	50			13.00	13.00	0.00	-	13.50	-	78	33.25	33.25	33.25	33.25	33.25	20	40			250
255	13.00	13.00	13.00	13.00	13.00	10	116	0.00	0.00	0.00	-	24.50	-	-			13.00	13.00	0.00	-	16.00	-	77	0.00	0.00	0.00	-	25.75	-	250			255
260	0.00	0.00	0.00	-	12.25	-	117	0.00	0.00	0.00	-	22.50	-	20			0.00	0.00	0.00	-	19.00	-	66	0.00	0.00	0.00	-	28.75	-	-			260
265	0.00	0.00	0.00	-	10.25	-	26	0.00	0.00	0.00	-	20.50	-	15			0.00	0.00	0.00	-	22.00	-	1	0.00	0.00	0.00	-	31.75	-	-			265
270	5.00	5.00	5.00	5.00	5.00	50	144	0.00	0.00	0.00	-	18.50	-	-			5.00	5.00	0.00	-	25.50	-	20	0.00	0.00	0.00	-	34.75	-	50			270
275	0.00	0.00	0.00	-	7.20	-	522	0.00	0.00	0.00	-	17.00	-	-			0.00	0.00	0.00	-	29.00	-	21	0.00	0.00	0.00	-	38.00	-	-			275
280	0.00	0.00	0.00	-	6.00	-	214	0.00	0.00	0.00	-	15.25	-	-			0.00	0.00	0.00	-	32.75	-	-	0.00	0.00	0.00	-	41.50	-	-			280
285	0.00	0.00	0.00	-	4.90	-	206	0.00	0.00	0.00	-	14.00	-	5			0.00	0.00	0.00	-	36.75	-	-	0.00	0.00	0.00	-	45.00	-	-			285
290	0.00	0.00	0.00	-	4.00	-	-	0.00	0.00	0.00	-	12.50	-	50			0.00	0.00	0.00	-	40.75	-	-	0.00	0.00	0.00	-	48.75	-	-			290
295	0.00	0.00	0.00	-	3.30	-	-	0.00	0.00	0.00	-	11.25	-	-			0.00	0.00	0.00	-	45.00	-	-	0.00	0.00	0.00	-	52.50	-	-			295
300	0.00	0.00	0.00	-	2.70	-	2,369	0.00	0.00	0.00	-	10.25	-	20			0.00	0.00	0.00	-	49.50	-	-	0.00	0.00	0.00	-	56.50	-	-			300
305	0.00	0.00	0.00	-	2.10	-	-	0.00	0.00	0.00	-	9.20	-	-			0.00	0.00	0.00	-	54.00	-	-	0.00	0.00	0.00	-	60.50	-	-			305
310	0.00	0.00	0.00	-	1.70	-	10	0.00	0.00	0.00	-	8.30	-	-			0.00	0.00	0.00	-	58.50	-	-	0.00	0.00	0.00	-	64.50	-	2			310
315	0.00	0.00	0.00	-	1.40	-	-	0.00	0.00	0.00	-	7.50	-	-			0.00	0.00	0.00	-	63.00	-	-	0.00	0.00	0.00	-	68.50	-	-			315
320	0.00	0.00	0.00	-	1.10	-	30	0.00	0.00	0.00	-	6.70	-	-			0.00	0.00	0.00	-	68.00	-	-	0.00	0.00	0.00	-	73.00	-	-			320
325	0.00	0.00	0.00	-	0.86	-	-	0.00	0.00	0.00	-	6.00	-	-			0.00	0.00	0.00	-	72.50	-	-	0.00	0.00	0.00	-	77.00	-	-			325
330	0.00	0.00	0.00	-	0.67	-	-	0.00	0.00	0.00	-	5.40	-	-			0.00	0.00	0.00	-	77.50	-	-	0.00	0.00	0.00	-	81.50	-	-			330
335	0.00	0.00	0.00	-	0.53	-	-	0.00	0.00	0.00	-	4.80	-	-			0.00	0.00	0.00	-	82.00	-	-	0.00	0.00	0.00	-	86.00	-	-			335
340	0.00	0.00	0.00	-	0.41	-	-	0.00	0.00	0.00	-	4.30	-	-			0.00	0.00	0.00	-	87.00	-	-	0.00	0.00	0.00	-	90.50	-	-			340
345	0.00	0.00	0.00	-	0.32	-	-	0.00	0.00	0.00	-	3.80	-	-			0.00	0.00	0.00	-	92.00	-	-	0.00	0.00	0.00	-	95.00	-	-			345
350	-	-	-	-	-	-	-	0.00	0.00	0.00	-	3.40	-	-			-	-	-	-	-	-	-	0.00	0.00	0.00	-	99.50	-	-			350
355	-	-	-	-	-	-	-	0.00	0.00	0.00	-	3.10	-	-			-	-	-	-	-	-	-	0.00	0.00	0.00	-	104.00	-	-			355

FTSE/Athex Large Cap

(Trade Unit: 1 Index Point x 5€ - Exercise Style: European, Cash Settlement)

Call Options																Put Options																								
Exercise Price	February 2015							March 2015							Other Months		February 2015							March 2015					Other Months		Exercise Price									
	Open price	Price max	Price min	Last price	Closing price	Volume	Open Interest	Open price	Price max	Price min	Last price	Closing price	Volume	Open Interest	Volume	Open Interest	Open price	Price max	Price min	Last price	Closing price	Volume	Open Interest	Open price	Price max	Price min	Last price	Closing price	Volume	Open Interest		Volume	Open Interest							
360	-	-	-	-	-	-	-	0.00	0.00	0.00	-	2.70	-	-	-	-	-	-	-	-	-	-	0.00	0.00	0.00	-	109.00	-	-	-	-	360								
365	-	-	-	-	-	-	-	0.00	0.00	0.00	-	2.40	-	-	-	-	-	-	-	-	-	-	0.00	0.00	0.00	-	113.00	-	-	-	-	365								
370	-	-	-	-	-	-	-	0.00	0.00	0.00	-	2.20	-	-	-	-	-	-	-	-	-	-	0.00	0.00	0.00	-	118.00	-	-	-	-	370								
375	-	-	-	-	-	-	-	0.00	0.00	0.00	-	1.90	-	-	-	-	-	-	-	-	-	-	0.00	0.00	0.00	-	123.00	-	-	-	-	375								
380	-	-	-	-	-	-	-	0.00	0.00	0.00	-	1.70	-	-	-	-	-	-	-	-	-	-	0.00	0.00	0.00	-	128.00	-	-	-	-	380								
385	-	-	-	-	-	-	-	0.00	0.00	0.00	-	1.50	-	-	-	-	-	-	-	-	-	-	0.00	0.00	0.00	-	132.00	-	-	-	-	385								
390	-	-	-	-	-	-	-	0.00	0.00	0.00	-	1.30	-	-	-	-	-	-	-	-	-	-	0.00	0.00	0.00	-	137.00	-	-	-	-	390								
395	-	-	-	-	-	-	-	0.00	0.00	0.00	-	1.20	-	-	-	-	-	-	-	-	-	-	0.00	0.00	0.00	-	142.00	-	-	-	-	395								
400	-	-	-	-	-	-	-	0.00	0.00	0.00	-	1.10	-	-	-	-	-	-	-	-	-	-	0.00	0.00	0.00	-	147.00	-	-	-	-	400								
405	-	-	-	-	-	-	-	0.00	0.00	0.00	-	0.93	-	-	-	-	-	-	-	-	-	-	0.00	0.00	0.00	-	152.00	-	-	-	-	405								
410	-	-	-	-	-	-	-	0.00	0.00	0.00	-	0.83	-	-	-	-	-	-	-	-	-	-	0.00	0.00	0.00	-	157.00	-	-	-	-	410								
415	-	-	-	-	-	-	-	0.00	0.00	0.00	-	0.73	-	-	-	-	-	-	-	-	-	-	0.00	0.00	0.00	-	162.00	-	-	-	-	415								
420	-	-	-	-	-	-	-	0.00	0.00	0.00	-	0.65	-	-	-	-	-	-	-	-	-	-	0.00	0.00	0.00	-	166.00	-	-	-	-	420								
425	-	-	-	-	-	-	-	0.00	0.00	0.00	-	0.57	-	-	-	-	-	-	-	-	-	-	0.00	0.00	0.00	-	171.00	-	-	-	-	425								
430	-	-	-	-	-	-	-	0.00	0.00	0.00	-	0.50	-	-	-	-	-	-	-	-	-	-	0.00	0.00	0.00	-	176.00	-	-	-	-	430								
435	-	-	-	-	-	-	-	0.00	0.00	0.00	-	0.45	-	-	-	-	-	-	-	-	-	-	0.00	0.00	0.00	-	181.00	-	-	-	-	435								
440	0.00	0.00	0.00	-	0.02	-	-	0.00	0.00	0.00	-	0.39	-	-	-	-	0.00	0.00	0.00	-	187.00	-	-	0.00	0.00	0.00	-	186.00	-	-	-	-	440							
445	-	-	-	-	-	-	-	0.00	0.00	0.00	-	0.35	-	-	-	-	-	-	-	-	-	-	0.00	0.00	0.00	-	191.00	-	-	-	-	445								
450	-	-	-	-	-	-	-	0.00	0.00	0.00	-	0.31	-	-	-	-	-	-	-	-	-	-	0.00	0.00	0.00	-	196.00	-	11	-	-	450								
455	-	-	-	-	-	-	-	0.00	0.00	0.00	-	0.27	-	-	-	-	-	-	-	-	-	-	0.00	0.00	0.00	-	201.00	-	-	-	-	455								
Totals:						65		4,972					10		367		0		0																					
Number of Trades:						8							2		0																									



ALPHA BANK (CR)

(Contract Size: 100 Securities, Exercise Style: American, Physical Delivery)

Call Options															Put Options																
Exercise Price	February 2015						March 2015						Other Months		February 2015						March 2015						Other Months		Exercise Price		
	Open price	Price max	Price min	Last price	Closing price	Volume	Open Interest	Open price	Price max	Price min	Last price	Closing price	Volume	Open Interest	Volume	Open Interest	Open price	Price max	Price min	Last price	Closing price	Volume	Open Interest	Open price	Price max	Price min	Last price	Closing price		Volume	Open Interest
0.100	0.000	0.000	0.000	0.282	-	-	0.000	0.000	0.000	0.282	-	-				0.000	0.000	0.000	0.001	-	-	0.000	0.000	0.000	0.001	-	-				0.001
0.200	0.000	0.000	0.000	0.182	-	-	0.000	0.000	0.000	0.183	-	-				0.000	0.000	0.000	0.001	-	-	0.000	0.000	0.000	0.001	-	-				0.002
0.300	0.000	0.000	0.000	0.084	-	-	0.000	0.000	0.000	0.092	-	-				0.000	0.000	0.000	0.002	-	-	0.000	0.000	0.000	0.009	-	-				0.003
0.400	0.000	0.000	0.000	0.018	-	-	0.000	0.000	0.000	0.035	-	40				0.000	0.000	0.000	0.035	-	-	0.000	0.000	0.000	0.052	-	-				0.004
0.500	0.000	0.000	0.000	0.002	-	-	0.000	0.000	0.000	0.010	-	-				0.000	0.000	0.000	0.119	-	-	0.000	0.000	0.000	0.127	-	-				0.005
0.600	0.000	0.000	0.000	0.007	-	-	0.000	0.000	0.000	0.003	-	-				0.000	0.000	0.000	0.218	-	-	0.000	0.000	0.000	0.220	-	-				0.006
0.700	0.000	0.000	0.000	0.001	-	-	0.000	0.000	0.000	0.001	-	-				0.000	0.000	0.000	0.318	-	-	0.000	0.000	0.000	0.318	-	-				0.007
0.800	0.000	0.000	0.000	0.001	-	-	0.000	0.000	0.000	0.003	-	-				0.000	0.000	0.000	0.418	-	-	0.000	0.000	0.000	0.418	-	-				0.008
0.900	0.000	0.000	0.000	0.001	-	-	0.000	0.000	0.000	0.001	-	-				0.000	0.000	0.000	0.518	-	-	0.000	0.000	0.000	0.518	-	-				0.009
1.000	0.000	0.000	0.000	0.001	-	-	0.000	0.000	0.000	0.001	-	-				0.000	0.000	0.000	0.618	-	-	0.000	0.000	0.000	0.618	-	-				0.010
1.100							0.000	0.000	0.000	0.001	-	-										0.000	0.000	0.000	0.718	-	-				0.011
Totals:						0	0							0	40	0	0							0	0	0	0				
Number of Trades:						0							0							0.00							0	0			

NATIONAL BANK (CR)

(Contract Size: 100 Securities, Exercise Style: American, Physical Delivery)

Call Options																Put Options																	
Exercise Price	February 2015						March 2015						Other Months		February 2015						March 2015						Other Months		Exercise Price				
	Open price	Price max	Price min	Last price	Closing price	Volume	Open Interest	Open price	Price max	Price min	Last price	Closing price	Volume	Open Interest	Volume	Open Interest	Open price	Price max	Price min	Last price	Closing price	Volume	Open Interest	Open price	Price max	Price min	Last price	Closing price		Volume	Open Interest	Volume	Open Interest
0.600	0.000	0.000	0.000	0.701	-	-	0.000	0.000	0.000	0.702	-	-	0.000	0.000	0.000	0.001	-	-	0.000	0.000	0.000	0.002	-	-	0.000	0.000	0.000	0.001	-	-	0.000	0.000	0.006
0.700	0.000	0.000	0.000	0.601	-	-	0.000	0.000	0.000	0.603	-	-	0.000	0.000	0.000	0.001	-	-	0.000	0.000	0.000	0.001	-	-	0.000	0.000	0.000	0.001	-	-	0.000	0.000	0.007
0.800	0.000	0.000	0.000	0.501	-	-	0.000	0.000	0.000	0.506	-	-	0.000	0.000	0.000	0.006	-	-	0.000	0.000	0.000	0.004	-	-	0.000	0.000	0.000	0.004	-	-	0.000	0.000	0.008
0.900	0.000	0.000	0.000	0.402	-	-	0.000	0.000	0.000	0.415	-	-	0.000	0.000	0.000	0.001	-	-	0.000	0.000	0.000	0.012	-	-	0.000	0.000	0.000	0.012	-	-	0.000	0.000	0.009
1.000	0.000	0.000	0.000	0.305	-	-	0.000	0.000	0.000	0.331	-	-	0.000	0.000	0.000	0.005	-	-	0.000	0.000	0.000	0.028	-	-	0.000	0.000	0.000	0.028	-	-	0.000	0.000	0.010
1.100	0.000	0.000	0.000	0.217	-	-	0.000	0.000	0.000	0.257	-	-	0.000	0.000	0.000	0.016	-	-	0.000	0.000	0.000	0.054	-	-	0.000	0.000	0.000	0.054	-	-	0.000	0.000	0.011
1.200	0.000	0.000	0.000	0.143	-	22	0.000	0.000	0.000	0.194	-	-	0.000	0.000	0.000	0.042	-	-	0.000	0.000	0.000	0.091	-	-	0.000	0.000	0.000	0.091	-	-	0.000	0.000	0.012
1.300	0.000	0.000	0.000	0.086	-	-	0.000	0.000	0.000	0.143	-	20	0.000	0.000	0.000	0.085	-	-	0.000	0.000	0.000	0.140	-	-	0.000	0.000	0.000	0.140	-	-	0.000	0.000	0.013
1.400	0.000	0.000	0.000	0.049	-	-	0.000	0.000	0.000	0.104	-	-	0.000	0.000	0.000	0.148	-	-	0.000	0.000	0.000	0.201	-	-	0.000	0.000	0.000	0.201	-	-	0.000	0.000	0.014
1.500	0.000	0.000	0.000	0.025	-	10	0.000	0.000	0.000	0.075	-	-	0.000	0.000	0.000	0.224	-	-	0.000	0.000	0.000	0.271	-	-	0.000	0.000	0.000	0.271	-	-	0.000	0.000	0.015
1.600	0.000	0.000	0.000	0.012	-	-	0.000	0.000	0.000	0.053	-	-	0.000	0.000	0.000	0.311	-	-	0.000	0.000	0.000	0.350	-	-	0.000	0.000	0.000	0.350	-	-	0.000	0.000	0.016
1.700	0.000	0.000	0.000	0.006	-	-	0.000	0.000	0.000	0.037	-	-	0.000	0.000	0.000	0.405	-	-	0.000	0.000	0.000	0.433	-	-	0.000	0.000	0.000	0.433	-	-	0.000	0.000	0.017
1.800	0.000	0.000	0.000	0.002	-	-	0.000	0.000	0.000	0.025	-	-	0.000	0.000	0.000	0.502	-	-	0.000	0.000	0.000	0.522	-	-	0.000	0.000	0.000	0.522	-	-	0.000	0.000	0.018
1.900	0.000	0.000	0.000	0.001	-	-	0.000	0.000	0.000	0.017	-	-	0.000	0.000	0.000	0.600	-	-	0.000	0.000	0.000	0.614	-	-	0.000	0.000	0.000	0.614	-	-	0.000	0.000	0.019
2.000	0.000	0.000	0.000	0.017	-	-	0.000	0.000	0.000	0.012	-	-	0.000	0.000	0.000	0.700	-	-	0.000	0.000	0.000	0.709	-	-	0.000	0.000	0.000	0.709	-	-	0.000	0.000	0.020
2.200	0.000	0.000	0.000	0.007	-	-	0.000	0.000	0.000	0.005	-	-	0.000	0.000	0.000	0.900	-	-	0.000	0.000	0.000	0.903	-	-	0.000	0.000	0.000	0.903	-	-	0.000	0.000	0.022
2.400	0.000	0.000	0.000	0.003	-	-	0.000	0.000	0.000	0.002	-	-	0.000	0.000	0.000	1.10	-	-	0.000	0.000	0.000	1.10	-	-	0.000	0.000	0.000	1.10	-	-	0.000	0.000	0.024
2.600	0.000	0.000	0.000	0.001	-	-	0.000	0.000	0.000	0.001	-	-	0.000	0.000	0.000	1.30	-	-	0.000	0.000	0.000	1.30	-	-	0.000	0.000	0.000	1.30	-	-	0.000	0.000	0.026
2.800	0.000	0.000	0.000	0.001	-	-	0.000	0.000	0.000	0.006	-	-	0.000	0.000	0.000	1.50	-	-	0.000	0.000	0.000	1.50	-	-	0.000	0.000	0.000	1.50	-	-	0.000	0.000	0.028
3.000					-	-	0.000	0.000	0.000	0.004	-	-				-	-	0.000	0.000	0.000	1.70	-	-	0.000	0.000	0.000	1.70	-	-	0.000	0.000	0.030	
3.200					-	-	0.000	0.000	0.000	0.002	-	-				-	-	0.000	0.000	0.000	1.90	-	-	0.000	0.000	0.000	1.90	-	-	0.000	0.000	0.032	
3.400					-	-	0.000	0.000	0.000	0.001	-	-				-	-	0.000	0.000	0.000	2.10	-	-	0.000	0.000	0.000	2.10	-	-	0.000	0.000	0.034	
3.600					-	-	0.000	0.000	0.000	0.001	-	-				-	-	0.000	0.000	0.000	2.30	-	-	0.000	0.000	0.000	2.30	-	-	0.000	0.000	0.036	
3.800					-	-	0.000	0.000	0.000	0.001	-	-				-	-	0.000	0.000	0.000	2.50	-	-	0.000	0.000	0.000	2.50	-	-	0.000	0.000	0.038	
4.000					-	-	0.000	0.000	0.000	0.001	-	-				-	-	0.000	0.000	0.000	2.70	-	-	0.000	0.000	0.000	2.70	-	-	0.000	0.000	0.040	
4.400					-	-	0.000	0.000	0.000	0.001	-	-				-	-	0.000	0.000	0.000	3.10	-	-	0.000	0.000	0.000	3.10	-	-	0.000	0.000	0.044	
4.800					-	-	0.000	0.000	0.000	0.001	-	-				-	-	0.000	0.000	0.000	3.50	-	-	0.000	0.000	0.000	3.50	-	-	0.000	0.000	0.048	
5.200					-	-	0.000	0.000	0.000	0.001	-	-				-	-	0.000	0.000	0.000	3.90	-	-	0.000	0.000	0.000	3.90	-	-	0.000	0.000	0.052	
5.600					-	-	0.000	0.000	0.000	0.001	-	-				-	-	0.000	0.000	0.000	4.30	-	-	0.000	0.000	0.000	4.30	-	-	0.000	0.000	0.056	
Totals:					0	32					0	20	0	0		0	0				0	320	0	0									
Number of Trades:					0						0		0			0.00						0							0				

OPAP (CR)

(Contract Size: 100 Securities, Exercise Style: American, Physical Delivery)

Exercise Price	Call Options														Put Options																		
	February 2015							March 2015							Other Months		February 2015							March 2015							Other Months		Exercise Price
	Open price	Price max	Price min	Last price	Closing price	Volume	Open Interest	Open price	Price max	Price min	Last price	Closing price	Volume	Open Interest	Volume	Open Interest	Open price	Price max	Price min	Last price	Closing price	Volume	Open Interest	Open price	Price max	Price min	Last price	Closing price	Volume	Open Interest	Volume	Open Interest	
6.000	0.000	0.000	0.000	2.91	-	-	0.000	0.000	0.000	2.93	-	-				0.000	0.000	0.000	0.007	-	-	0.000	0.000	0.000	0.013	-	-				0.060		
6.400	0.000	0.000	0.000	2.51	-	-	0.000	0.000	0.000	2.55	-	-				0.000	0.000	0.000	0.002	-	-	0.000	0.000	0.000	0.031	-	-				0.064		
6.800	0.000	0.000	0.000	2.11	-	-	0.000	0.000	0.000	2.18	-	-				0.000	0.000	0.000	0.007	-	-	0.000	0.000	0.000	0.064	-	-				0.068		
7.200	0.000	0.000	0.000	1.73	-	-	0.000	0.000	0.000	1.84	-	-				0.000	0.000	0.000	0.024	-	-	0.000	0.000	0.000	0.118	-	-				0.072		
7.600	0.000	0.000	0.000	1.37	-	-	0.000	0.000	0.000	1.52	-	-				0.000	0.000	0.000	0.060	-	-	0.000	0.000	0.000	0.200	-	-				0.076		
8.000	0.000	0.000	0.000	1.04	-	-	0.000	0.000	0.000	1.23	-	-				0.000	0.000	0.000	0.130	-	-	0.000	0.000	0.000	0.313	-	-				0.080		
8.400	0.000	0.000	0.000	0.754	-	-	0.000	0.000	0.000	0.980	-	-				0.000	0.000	0.000	0.247	-	-	0.000	0.000	0.000	0.460	-	-				0.084		
8.800	0.000	0.000	0.000	0.522	-	-	0.000	0.000	0.000	0.771	-	-				0.000	0.000	0.000	0.415	-	-	0.000	0.000	0.000	0.651	-	-				0.088		
9.200	0.000	0.000	0.000	0.343	-	-	0.000	0.000	0.000	0.597	-	-				0.000	0.000	0.000	0.636	-	-	0.000	0.000	0.000	0.876	-	-				0.092		
9.600	0.000	0.000	0.000	0.214	-	-	0.000	0.000	0.000	0.452	-	-				0.000	0.000	0.000	0.907	-	-	0.000	0.000	0.000	1.13	-	-				0.096		
10.000	0.000	0.000	0.000	0.129	-	-	0.000	0.000	0.000	0.334	-	-				0.000	0.000	0.000	1.22	-	-	0.000	0.000	0.000	1.41	-	-				0.100		
11.000	0.000	0.000	0.000	0.030	-	-	0.000	0.000	0.000	0.153	-	-				0.000	0.000	0.000	2.12	-	-	0.000	0.000	0.000	2.23	-	-				0.110		
12.000	0.000	0.000	0.000	0.005	-	-	0.000	0.000	0.000	0.064	-	-				0.000	0.000	0.000	3.10	-	-	0.000	0.000	0.000	3.15	-	-				0.120		
13.000	0.000	0.000	0.000	0.001	-	-	0.000	0.000	0.000	0.025	-	-				0.000	0.000	0.000	4.10	-	-	0.000	0.000	0.000	4.11	-	-				0.130		
14.000					-	-	0.000	0.000	0.000	0.009	-	-													5.10	-	-				0.140		
15.000					-	-	0.000	0.000	0.000	0.003	-	-													6.10	-	-				0.150		
16.000					-	-	0.000	0.000	0.000	0.001	-	-													7.10	-	-				0.160		
17.000					-	-					-	-															-	-				0.170	
18.000					-	-					-	-															-	-				0.180	
Totals:					0	0					0	0	0	0					0	0						0	0	0	0				
Number of Trades:					0					0		0							0.00							0		0					

OTE (CR)

(Contract Size: 100 Securities, Exercise Style: American, Physical Delivery)

Exercise Price	Call Options														Put Options																		
	February 2015							March 2015							Other Months		February 2015							March 2015							Other Months		Exercise Price
	Open price	Price max	Price min	Last price	Closing price	Volume	Open Interest	Open price	Price max	Price min	Last price	Closing price	Volume	Open Interest	Volume	Open Interest	Open price	Price max	Price min	Last price	Closing price	Volume	Open Interest	Open price	Price max	Price min	Last price	Closing price	Volume	Open Interest	Volume	Open Interest	
6.400	0.000	0.000	0.000		2.31	-	-	0.000	0.000	0.000		2.35	-	-			0.000	0.000	0.000		0.001	-	-	0.000	0.000	0.000		0.034	-	-			
6.800	0.000	0.000	0.000		1.91	-	-	0.000	0.000	0.000		1.99	-	-			0.000	0.000	0.000		0.006	-	-	0.000	0.000	0.000		0.070	-	-			0.068
7.200	0.000	0.000	0.000		1.53	-	-	0.000	0.000	0.000		1.65	-	-			0.000	0.000	0.000		0.023	-	-	0.000	0.000	0.000		0.131	-	-			0.072
7.600	0.000	0.000	0.000		1.17	-	-	0.000	0.000	0.000		1.34	-	-			0.000	0.000	0.000		0.061	-	-	0.000	0.000	0.000		0.222	-	-			0.076
8.000	0.000	0.000	0.000		0.849	-	-	0.000	0.000	0.000		1.07	-	-			0.000	0.000	0.000		0.142	-	-	0.000	0.000	0.000		0.349	-	-			0.080
8.400	0.000	0.000	0.000		0.578	-	-	0.000	0.000	0.000		0.833	-	-			0.000	0.000	0.000		0.271	-	30	0.000	0.000	0.000		0.514	-	-			0.084
8.800	0.000	0.000	0.000		0.375	-	-	0.000	0.000	0.000		0.636	-	-			0.000	0.000	0.000		0.467	-	-	0.000	0.000	0.000		0.716	-	-			0.088
9.200	0.000	0.000	0.000		0.227	-	-	0.000	0.000	0.000		0.473	-	-			0.000	0.000	0.000		0.719	-	-	0.000	0.000	0.000		0.953	-	-			0.092
9.600	0.000	0.000	0.000		0.127	-	-	0.000	0.000	0.000		0.351	-	-			0.000	0.000	0.000		1.02	-	10	0.000	0.000	0.000		1.23	-	-			0.096
10.000	0.000	0.000	0.000		0.068	-	-	0.000	0.000	0.000		0.256	-	-			0.000	0.000	0.000		1.36	-	-	0.000	0.000	0.000		1.54	-	-			0.100
11.000	0.000	0.000	0.000		0.011	-	-	0.000	0.000	0.000		0.106	-	-			0.000	0.000	0.000		2.31	-	-	0.000	0.000	0.000		2.39	-	-			0.110
12.000	0.000	0.000	0.000		0.001	-	-	0.000	0.000	0.000		0.040	-	-			0.000	0.000	0.000		3.30	-	-	0.000	0.000	0.000		3.32	-	-			0.120
13.000	0.000	0.000	0.000		0.001	-	-	0.000	0.000	0.000		0.014	-	-			0.000	0.000	0.000		4.30	-	-	0.000	0.000	0.000		4.30	-	-			0.130
14.000	0.000	0.000	0.000		0.002	-	-	0.000	0.000	0.000		0.005	-	-			0.000	0.000	0.000		5.30	-	-	0.000	0.000	0.000		5.30	-	-			0.140
15.000						-	-	0.000	0.000	0.000		0.001	-	-								-	-	0.000	0.000	0.000		6.30	-	-			0.150
16.000						-	-	0.000	0.000	0.000		0.001	-	-								-	-	0.000	0.000	0.000		7.30	-	-			0.160
Totals:						0	0					0	0	0	0						0	40					0	0	0	0			
Number of Trades:						0						0		0							0.00						0		0				

PIRAEUS BANK (CR)

(Contract Size: 100 Securities, Exercise Style: American, Physical Delivery)

Call Options															Put Options																			
Exercise Price	February 2015						March 2015						Other Months		February 2015						March 2015						Other Months		Exercise Price					
	Open price	Price max	Price min	Last price	Closing price	Volume	Open Interest	Open price	Price max	Price min	Last price	Closing price	Volume	Open Interest	Volume	Open Interest	Open price	Price max	Price min	Last price	Closing price	Volume	Open Interest	Open price	Price max	Price min	Last price	Closing price		Volume	Open Interest	Volume	Open Interest	
0.300	0.000	0.000	0.000	0.455	-	-	0.000	0.000	0.000	0.456	-	-				0.000	0.000	0.000	0.001	-	-	0.000	0.000	0.000	0.002	-	-				0.003			
0.400	0.000	0.000	0.000	0.355	-	-	0.000	0.000	0.000	0.357	-	-				0.000	0.000	0.000	0.003	-	-	0.000	0.000	0.000	0.001	-	-				0.004			
0.500	0.000	0.000	0.000	0.256	-	-	0.000	0.000	0.000	0.263	-	-				0.000	0.000	0.000	0.027	-	-	0.000	0.000	0.000	0.007	-	-				0.005			
0.600	0.000	0.000	0.000	0.161	-	-	0.145	0.145	0.120	0.120	0.120	35	35			0.000	0.000	0.000	0.006	-	-	0.000	0.000	0.000	0.026	-	-				0.006			
0.700	0.000	0.000	0.000	0.085	-	-	0.000	0.000	0.000	0.118	-	-				0.000	0.000	0.000	0.030	-	-	0.000	0.000	0.000	0.061	-	-				0.007			
0.800	0.000	0.000	0.000	0.037	-	-	0.000	0.000	0.000	0.073	-	-				0.000	0.000	0.000	0.081	-	-	0.000	0.000	0.000	0.116	-	-				0.008			
0.900	0.000	0.000	0.000	0.013	-	-	0.000	0.000	0.000	0.043	-	-				0.000	0.000	0.000	0.158	-	-	0.000	0.000	0.000	0.186	-	-				0.009			
1.000	0.000	0.000	0.000	0.004	-	-	0.000	0.000	0.000	0.025	-	-				0.000	0.000	0.000	0.249	-	-	0.000	0.000	0.000	0.268	-	-				0.010			
1.100	0.000	0.000	0.000	0.001	-	-	0.000	0.000	0.000	0.014	-	-				0.000	0.000	0.000	0.346	-	-	0.000	0.000	0.000	0.357	-	-				0.011			
1.200	0.000	0.000	0.000	0.001	-	-	0.000	0.000	0.000	0.008	-	-				0.000	0.000	0.000	0.445	-	-	0.000	0.000	0.000	0.451	-	-				0.012			
1.300	0.000	0.000	0.000	0.015	-	-	0.000	0.000	0.000	0.004	-	-				0.000	0.000	0.000	0.545	-	-	0.000	0.000	0.000	0.548	-	-				0.013			
1.400	0.000	0.000	0.000	0.008	-	-	0.000	0.000	0.000	0.002	-	-				0.000	0.000	0.000	0.645	-	-	0.000	0.000	0.000	0.646	-	-				0.014			
1.500	0.000	0.000	0.000	0.004	-	-	0.000	0.000	0.000	0.001	-	-				0.000	0.000	0.000	0.745	-	-	0.000	0.000	0.000	0.745	-	-				0.015			
1.600	0.000	0.000	0.000	0.002	-	-	0.000	0.000	0.000	0.001	-	-				0.000	0.000	0.000	0.845	-	-	0.000	0.000	0.000	0.845	-	-				0.016			
1.700					-	-	0.000	0.000	0.000	0.009	-	-									-	-	0.000	0.000	0.000	0.945	-	-				0.017		
1.800					-	-	0.000	0.000	0.000	0.006	-	-									-	-	0.000	0.000	0.000	1.05	-	-				0.018		
1.900					-	-	0.000	0.000	0.000	0.004	-	-									-	-	0.000	0.000	0.000	1.15	-	-				0.019		
2.000					-	-	0.000	0.000	0.000	0.003	-	-									-	-	0.000	0.000	0.000	1.25	-	-				0.020		
2.200					-	-	0.000	0.000	0.000	0.001	-	-									-	-	0.000	0.000	0.000	1.45	-	-				0.022		
2.400					-	-	0.000	0.000	0.000	0.001	-	-									-	-	0.000	0.000	0.000	1.65	-	-				0.024		
2.600					-	-	0.000	0.000	0.000	0.001	-	-									-	-	0.000	0.000	0.000	1.85	-	-				0.026		
2.800					-	-	0.000	0.000	0.000	0.001	-	-									-	-	0.000	0.000	0.000	2.05	-	-				0.028		
Totals:						0						35		35		0							0							0				0
Number of Trades:						0						2		0									0.00							0				0

PPC (CR)

(Contract Size: 100 Securities, Exercise Style: American, Physical Delivery)

Exercise Price	Call Options														Put Options														Exercise Price					
	February 2015							March 2015							Other Months		February 2015							March 2015							Other Months			
	Open price	Price max	Price min	Last price	Closing price	Volume	Open Interest	Open price	Price max	Price min	Last price	Closing price	Volume	Open Interest	Volume	Open Interest	Open price	Price max	Price min	Last price	Closing price	Volume	Open Interest	Open price	Price max	Price min	Last price	Closing price		Volume	Open Interest	Volume	Open Interest	
3.600						-	-							-	-																			0.036
3.800	0.000	0.000	0.000		1.70	-	-	0.000	0.000	0.000		1.72	-	-			0.000	0.000	0.000		0.004	-	-	0.000	0.000	0.000		0.013	-	-			0.038	
4.000	0.000	0.000	0.000		1.51	-	-	0.000	0.000	0.000		1.53	-	-			0.000	0.000	0.000		0.002	-	-	0.000	0.000	0.000		0.025	-	-			0.040	
4.400	0.000	0.000	0.000		1.12	-	-	0.000	0.000	0.000		1.18	-	-			0.000	0.000	0.000		0.012	-	-	0.000	0.000	0.000		0.071	-	-			0.044	
4.800	0.000	0.000	0.000		0.758	-	-	0.000	0.000	0.000		0.872	-	-			0.000	0.000	0.000		0.054	-	-	0.000	0.000	0.000		0.160	-	-			0.048	
5.200	0.000	0.000	0.000		0.462	-	-	0.000	0.000	0.000		0.612	-	-			0.000	0.000	0.000		0.157	-	50	0.000	0.000	0.000		0.300	-	-			0.052	
5.600	0.000	0.000	0.000		0.250	-	-	0.000	0.000	0.000		0.416	-	-			0.000	0.000	0.000		0.345	-	5	0.000	0.000	0.000		0.503	-	-			0.056	
6.000	0.000	0.000	0.000		0.119	-	-	0.000	0.000	0.000		0.271	-	-			0.000	0.000	0.000		0.614	-	22	0.000	0.000	0.000		0.758	-	-			0.060	
6.400	0.000	0.000	0.000		0.049	-	5	0.000	0.000	0.000		0.170	-	-			0.000	0.000	0.000		0.945	-	-	0.000	0.000	0.000		1.06	-	-			0.064	
6.800	0.000	0.000	0.000		0.019	-	10	0.000	0.000	0.000		0.103	-	-			0.000	0.000	0.000		1.32	-	-	0.000	0.000	0.000		1.39	-	-			0.068	
7.200	0.000	0.000	0.000		0.006	-	2	0.000	0.000	0.000		0.061	-	-			0.000	0.000	0.000		1.70	-	-	0.000	0.000	0.000		1.75	-	-			0.072	
7.600	0.000	0.000	0.000		0.002	-	-	0.000	0.000	0.000		0.035	-	-			0.000	0.000	0.000		2.10	-	-	0.000	0.000	0.000		2.12	-	-			0.076	
8.000	0.000	0.000	0.000		0.001	-	-	0.000	0.000	0.000		0.019	-	-			0.000	0.000	0.000		2.50	-	-	0.000	0.000	0.000		2.51	-	-			0.080	
8.400	0.000	0.000	0.000		0.004	-	-	0.000	0.000	0.000		0.010	-	-			0.000	0.000	0.000		2.90	-	-	0.000	0.000	0.000		2.90	-	-			0.084	
8.800						-	-	0.000	0.000	0.000		0.005	-	-								-	-	0.000	0.000	0.000		3.30	-	-			0.088	
9.200						-	-	0.000	0.000	0.000		0.003	-	-								-	-	0.000	0.000	0.000		3.70	-	-			0.092	
9.600						-	-	0.000	0.000	0.000		0.002	-	-								-	-	0.000	0.000	0.000		4.10	-	-			0.096	
10.000						-	-	0.000	0.000	0.000		0.001	-	-								-	-	0.000	0.000	0.000		4.50	-	-			0.100	
11.000						-	-	0.000	0.000	0.000		0.001	-	-								-	-	0.000	0.000	0.000		5.50	-	-			0.110	
12.000						-	-	0.000	0.000	0.000		0.001	-	-								-	-	0.000	0.000	0.000		6.50	-	-			0.120	
13.000						-	-	0.000	0.000	0.000		0.004	-	-								-	-	0.000	0.000	0.000		7.50	-	-			0.130	
14.000						-	-	0.000	0.000	0.000		0.001	-	-								-	-	0.000	0.000	0.000		8.50	-	-			0.140	
15.000						-	-	0.000	0.000	0.000		0.001	-	-								-	-	0.000	0.000	0.000		9.50	-	-			0.150	
16.000						-	-						-	-								-	-					-	-				0.160	
Totals:						0	17					0	0	0	0						0	77					0	0	0	0				
Number of Trades:						0						0		0								0.00					0		0					

Lending Products	Underlying Title	Multilateral Transactions[1]					Bilateral Transactions[2]		Stock Borrowing through OTC (volume)[3]
		Open Interest[5]	Volume(Offered)	Average Weighted	Transactions volume	Average Weighted	Transactions Volume	Average Weighted	Transactions Volume
AEGNBOR	AEGEAN AIRLINES (CR)	19,490	15	5.32%	---	---	---	---	6,798
ALPHABOR	ALPHA BANK (CR)	5,745,885	1,547,829	5.31%	---	---	2,000,000	10.00%	45,107,686
AETFBOR	ALPHA ETF FTSE Athex Large Cap	---	---	---	---	---	---	---	---
ALMYBOR	ALUMIL (CR)	---	---	---	---	---	---	---	---
IATRBOR	ATHENS MEDICAL CENTER SA (CR)	---	38,078	5.31%	---	---	---	---	---
TATTBOR	ATTICA BANK S.A. (CR)	---	76,572	5.31%	---	---	---	---	---
OTOELBOR	AUTOHELLAS SA (CR)	---	399	5.31%	---	---	---	---	---
BIOKABOR	BIOKARPET S.A.(CR)	---	---	---	---	---	---	---	---
EEEBOR	CC HBC AG (CR)	53,588	---	---	---	---	108,000	9.07%	74,576
CENTRBOR	CENTRIC HOLDINGS (CR)	---	16,000	5.31%	---	---	---	---	---
SOLKBOR	CORINTH PIPEWORKS SA (CR)	---	2,000	5.31%	---	---	---	---	---
PLAKRBOR	CRETE PLASTICS SA (CR)	---	---	---	---	---	---	---	---
DROMEBOB	DROMEAS SA (CR)	---	---	---	---	---	---	---	---
ELGEBOR	ELGEKA SA (CR)	---	---	---	---	---	---	---	---
ELLAKTORBOR	ELLAKTOR (CR)	123,460	2,561	5.31%	2,561	9.65%	---	---	---
ELBABOR	ELVAL SA. (CB)	---	28,624	5.31%	---	---	---	---	---
EUROBBOR	EUROBANK ERGASIAS (CR)	4,038,716	30,799	3.31%	---	---	---	---	9,772,468
EUPICBOR	EUROPEAN RELIANCE INSUR. (CR)	---	---	---	---	---	---	---	---
EYDAPBOR	EYDAP S.A. (CR)	27,599	---	---	---	---	---	---	19,700
FGEBOR	F.G. EUROPE S.A. (CR)	---	---	---	---	---	---	---	---
FFGRPBOR	FOLLI FOLLIE (CR)	58,196	212	9.27%	212	9.27%	---	---	879,595
FOYRKBOR	FOURLIS (CR)	---	2,249	5.31%	---	---	---	---	3,850
FRIGOBOR	FRIGOGLOSS SA (CR)	5,858	752	5.31%	---	---	---	---	---
GEKTERNBOR	GEK TERNA (CR)	33,760	5,676	3.86%	500	2.65%	---	---	---
SARBOR	GR. SARANTIS SA (CR)	---	---	---	---	---	---	---	---
EUPROBOR	GRIVALIA PROPERTIES (CR)	58,067	24,940	5.31%	---	---	---	---	64,258
XAKOBOR	HALKOR SA (CB)	---	38,839	5.31%	---	---	---	---	---
EXAEBOR	HELLENIC EXCHANGES-A.S.E. (CR)	147,241	370,037	3.86%	6,000	2.65%	---	---	130,000
ELPEBOR	HELLENIC PETROLEUM (CR)	22,039	183,858	3.31%	---	---	---	---	65,894
HYGEIABOR	HYGEIA SA (CR)	---	48,199	5.31%	---	---	---	---	---
IASOBOR	IASO SA (CR)	---	21,721	5.31%	---	---	---	---	---

## Stock Lending Notes

[1] - Multilateral contracts Lending or Borrowing as per Methods 8-1, 8-2 and 8-3-3 (According to ATHEX BoD Resolution No.17)

[2] - Bilateral Contracts Lending or Borrowing as per Methods 8-3-1 and 8-3-2 (According to ATHEX BoD Resolution No.20 )

[3] - The information concerning OTC Stock Borrowing Transactions is based on the statements of the Dematerialised Securities System (DSS) operators involved and refers to volumes that have been cleared and registered up until the previous working day.

[4] - Average Price (Volume weighted)

[5] - The Data concerning Open Interest before the start of trading session

Lending Products	Underlying Title	Multilateral Transactions[1]					Bilateral Transactions[2]		Stock Borrowing through OTC (volume)[3]
		Open Interest[5]	Volume(Offered)	Average Weighted	Transactions volume	Average Weighted	Transactions Volume	Average Weighted	Transactions Volume
IKTINBOR	IKTINOS HELLAS SA (CR)	---	---	---	---	---	---	---	
LYKBOR	INFORM P. LYKOS SA (CR)	---	483	5.31%	---	---	---	---	
INKATBOR	INTRACOM CONSTR. (CR)	---	---	---	---	---	---	---	
INTRKBOR	INTRACOM HOLDINGS (CR)	---	105,450	5.31%	---	---	---	---	
INLOTBOR	INTRALOT (CR)	44,474	34,355	5.31%	---	---	---	2,000	
AVAXBOR	J & P - AVAX SA (CR)	---	20,175	5.31%	---	---	---	---	
BELABOR	JUMBO SA (CR)	152,901	442	9.50%	442	9.50%	---	9,826	
KARTZBOR	KARATZIS SA (CR)	---	---	---	---	---	---	---	
KLEMBOR	KLEEMAN HELLAS SA (CR)	---	11,509	5.31%	---	---	---	---	
KRIBOR	KRI-KRI S.A. (CR)	---	46,268	5.31%	---	---	---	---	
LAMDABOR	LAMDA DEVELOPMENT SA (CR)	---	---	---	---	---	---	16,377	
MIGBOR	MARFIN INVESTMENT GROUP (CR)	56,943	106,792	5.31%	---	---	30,000	5.00%	757,964
METKKBOR	METKA (CR)	30,024	---	---	---	---	---	---	126
MLSBOR	MLS MULTIMEDIA SA (CR)	---	7,920	5.31%	---	---	---	---	---
MOHBOR	MOTOR OIL (CR)	97,268	9,307	9.49%	9,307	9.49%	---	---	34,300
MYTILBOR	MYTILINEOS HOLDINGS (CR)	13,890	208,165	3.31%	---	---	---	---	4,565
ETEBOR	NATIONAL BANK (CR)	739,668	6,428	9.49%	6,428	10.15%	300,000	5.00%	831,602
ETFASEBOR	NBGAM ETF	---	---	---	---	---	---	---	---
ETFGT30PBOR	NBGAM ETF GREECE & TURKEY 30	---	---	---	---	---	---	---	---
OPAPBOR	OPAP (CR)	299,216	8,548	9.49%	---	---	33,600	4.19%	281,464
HTOBOR	OTE (CR)	278,883	495	9.50%	495	9.50%	---	---	272,284
PPABOR	P.P.A. S.A. (CR)	714	---	---	---	---	---	---	---
PAPBOR	PAPOUTSANIS (CR)	---	---	---	---	---	---	---	---
PETROBOR	PETROPOULOS PETROS (CR)	---	---	---	---	---	---	---	---
TPEIRBOR	PIRAEUS BANK (CR)	687,131	8,821	9.49%	8,821	10.15%	100,000	5.00%	25,272,609
PLAISBOR	PLAISIO COMPUTERS SA (CR)	---	---	---	---	---	---	---	---
PPCBOR	PPC (CR)	147,107	3	9.65%	3	10.15%	52,000	9.33%	747,441
PROFBOR	PROFILE SA (CR)	---	---	---	---	---	---	---	---
QUALBOR	QUALITY & RELIABILITY SA (CR)	---	---	---	---	---	---	---	---
QUESTBOR	QUEST HOLDINGS (CR)	---	822	5.31%	---	---	---	---	---
SIDEBOR	SIDENOR (CR)	2,001	21,969	5.31%	---	---	---	---	---

## Stock Lending Notes

[1] - Multilateral contracts Lending or Borrowing as per Methods 8-1, 8-2 and 8-3-3 (According to ATHEX BoD Resolution No.17)

[2] - Bilateral Contracts Lending or Borrowing as per Methods 8-3-1 and 8-3-2 (According to ATHEX BoD Resolution No.20 )

[3] - The information concerning OTC Stock Borrowing Transactions is based on the statements of the Dematerialised Securities System (DSS) operators involved and refers to volumes that have been cleared and registered up until the previous working day.

[4] - Average Price (Volume weighted)

[5] - The Data concerning Open Interest before the start of trading session



Lending Products	Underlying Title	Multilateral Transactions[1]					Bilateral Transactions[2]		Stock Borrowing through OTC (volume)[3]
		Open Interest[5]	Volume(Offered)	Average Weighted	Transactions volume	Average Weighted	Transactions Volume	Average Weighted	Transactions Volume
OLYMPBOR	TECHNICAL OLYMPIC SA (CR)	---	---	---	---	---	---	---	---
TENERGYBOR	TERNA ENERGY (CR)	10,411	15,429	4.24%	---	---	---	---	---
EYAPSBOR	THESSALONIKA WATER & SEWERAGE	---	159	5.31%	---	---	---	---	---
PLATBOR	THRACE PLASTICS SA (CR)	---	32,797	5.31%	---	---	---	---	---
TITKBOR	TITAN CEMENT (CR)	143,890	102,712	5.31%	---	---	---	---	372,979
OLTHBOR	TPA SA (CR)	---	3,278	5.31%	---	---	---	---	---
TRASTORBOR	TRASTOR REAL EST. INV. CO.(CR)	---	7,580	5.31%	---	---	---	---	---
VIOBOR	VIOHALCO SA/NV (CB)	34,666	---	---	---	---	---	---	---

## Stock Lending Notes

[1] - Multilateral contracts Lending or Borrowing as per Methods 8-1, 8-2 and 8-3-3 (According to ATHEX BoD Resolution No.17)

[2] - Bilateral Contracts Lending or Borrowing as per Methods 8-3-1 and 8-3-2 (According to ATHEX BoD Resolution No.20 )

[3] - The information concerning OTC Stock Borrowing Transactions is based on the statements of the Dematerialised Securities System (DSS) operators involved and refers to volumes that have been cleared and registered up until the previous working day.

[4] - Average Price (Volume weighted)

[5] - The Data concerning Open Interest before the start of trading session

## Sectors codification for listed companies

533	-	Exploration & Production	537	-	Integrated Oil & Gas
1353	-	Commodity Chemicals	1357	-	Specialty Chemicals
1753	-	Aluminum	1755	-	Nonferrous Metals
1757	-	Steel	1775	-	General Mining
2353	-	Building Materials & Fixtures	2357	-	Heavy Construction
2723	-	Containers & Packaging	2727	-	Diversified Industrials
2733	-	Electrical Components & Equipment	2753	-	Commercial Vehicles & Trucks
2757	-	Industrial Machinery	2773	-	Marine Transportation
2777	-	Transportation Services	2791	-	Business Support Services
2797	-	Industrial Suppliers	3535	-	Distillers & Vintners
3537	-	Soft Drinks	3573	-	Farming Fishing & Plantations
3577	-	Food Products	3722	-	Durable Household Products
3726	-	Furnishings	3728	-	Home Construction
3747	-	Toys	3763	-	Clothing & Accessories
3765	-	Footwear	3767	-	Personal Products
3785	-	Tobacco	4533	-	Health Care Providers
4535	-	Medical Equipment	4577	-	Pharmaceuticals
5337	-	Food Retailers & Wholesalers	5371	-	Apparel Retailers
5373	-	Broadline Retailers	5375	-	Home Improvement Retailers
5379	-	Specialty Retailers	5553	-	Broadcasting & Entertainment
5555	-	Media Agencies	5557	-	Publishing
5751	-	Airlines	5752	-	Gambling
5753	-	Hotels	5755	-	Recreational Services
5757	-	Restaurants & Bars	5759	-	Travel & Tourism
6535	-	Fixed Line Telecommunications	6575	-	Mobile Telecommunications
7535	-	Conventional Electricity	7537	-	Alternative Electricity
7577	-	Water	8355	-	Banks
8534	-	Insurance Brokers	8536	-	Property & Casualty Insurance
8633	-	Real Estate Holding & Development	8637	-	Real Estate Services
8671	-	Industrial & Office REITs	8675	-	Specialty REITs
8775	-	Specialty Finance	8777	-	Investment Services
8985	-	Equity Investment Instruments	9533	-	Computer Services
9535	-	Internet	9537	-	Software
9572	-	Computer Hardware	9574	-	Electronic Office Equipment
9578	-	Telecommunications Equipment	12003	-	ETF

