

Daily Official List

Hellenic Exchanges – Athens Stock Exchange S.A.

Tuesday, 3 February, 2015
Year: 136 Trading Day No: 22

Disclaimer:

Hellenic Exchanges-Athens Exchange endeavours to ensure that the data and other material ("Information") presented on the Daily Official List are accurate and complete, but it is not liable for any errors or omissions of data or /and for the accuracy, credibility, updating and completeness of the aforesaid information nor it has any liability arising directly or indirectly from the use of the above Information.

The Company is not liable for the accuracy of the data included in listed companies' announcements. Only the sender of such an announcement is fully and solely liable for any infringement of third party's rights from the content of such announcement. All contents of the Daily Official List are provided only for information purposes and do not constitute investment advice or solicitation to invest in securities or other products listed for trading on the Exchange.

You acknowledge and agree that the Company is the owner of any property rights related to any Information appearing on the Daily Official List including intellectual property rights copyright, trademarks, etc.

The above data are a property of the Hellenic Exchanges-Athens Exchange and are copyright protected. Users are forbidden to reproduce, modify, copy, sale, transmit or redistribute, by all reproduction means and methods, part or the whole of the above data, without reference to their source.

The commercial exploitation of these data is, also, forbidden by third parties. Hellenic Exchanges-Athens Exchange does not carry any responsibility, direct or indirect, derived from usage or accidental alteration of the above data when used by third parties.

Hellenic Exchanges – Athens Stock Exchange S.A.

110 Athinou Ave., 10442 Athens, Tel: (210) 33.66.800, Fax: (210) 32.13.938

www.athex.gr

Thessalonica Stock Exchange Center (T.S.E.C)

16-18 Katouni Str., Thessalonica 546 25 Tel: (2310) 567.667, Fax: (2310) 530.545

Athex Members Guarantee Fund

14-16 Fidiou Str., Athens 106 78, Tel: (210) 33.04.682, Fax: (210) 33.04.155

Hellenic Republic Capital Market Commission

1 Kolokotroni Str. & 1 Stadiou Str., Athens 10562 Tel: (210) 33.77.100 Fax: (210) 33.77.173

Table of Contents

Section 1: Statistical Figures of Securities, Derivatives and Lending

Summary of Markets

Athex Indices

Analytic Figures for Athex Market's Boards and Categories

Trading Details by Athex Sectors and Financial Instruments (ETFs)

Top 10 best & worst performing Shares

Derivatives Summary

Section 2: Analytic Figures of Shares Transactions

Analytic Figures of Shares Transactions

Shares' Notes

Section 3: Figures of Securities Transactions

Securities Blocks Details

Shares Rights Details

Shares Short Selling

Stock Borrowing

Shares Forced Sales

Forced Sales Registered Shares

Exchange Traded Funds (ETFs) Characteristics

Section 5: Bonds traded in Fixed Income Assets Market

Corporate Bonds

Government Bonds

Treasury Bills & Zero Coupon Government Bonds

Government Bonds Traded with the Open Outcry Method

State Banks Bonds

Section 6: Additional Infos

Athex & ATHEXClear Members List

List of Stocks under Market Making operations

Equity Investment Instruments Acknowledgements

Section 7: Derivatives Market Analytic Figures

Index Futures

Stock Futures

Index Options

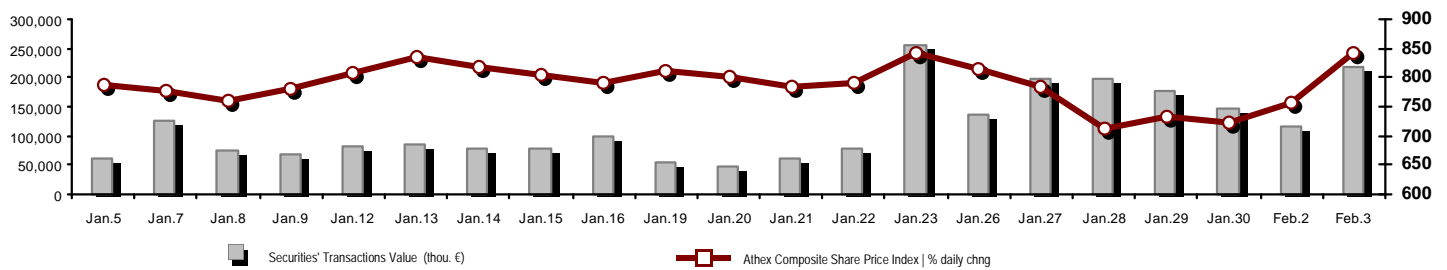
Stock Options

Stock Lending Analytic Figures

Appendix A: Sectors codification for listed companies

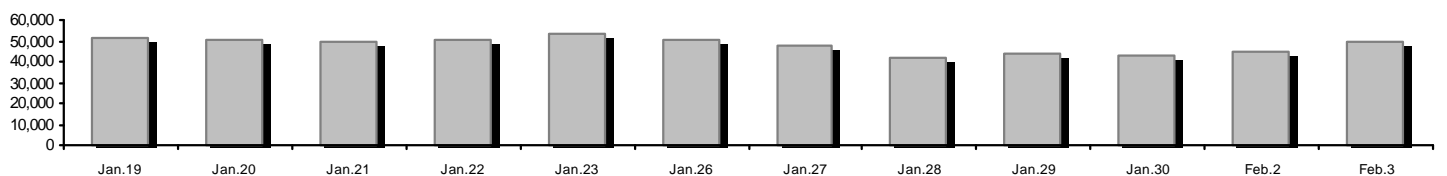
Summary of Markets

Athex Composite Share Price Index vs Shares and Derivatives Transactions Value

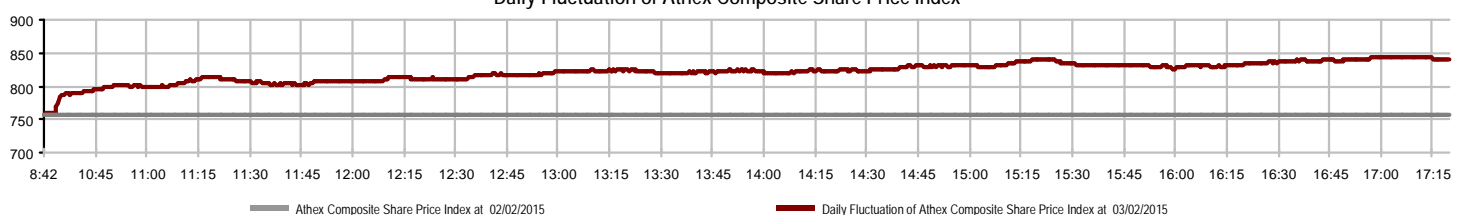


Total Transactions Value (thou. €):	219,051.97		
Athex Capitalisation (mill. €) **:	49,809.39		Derivatives Total Open Interest 288,360
Daily change: mill. € %	5,000.96 11.16%		in Index Futures % daily chng 46,641 -7.82%
Yearly Avg Capitalisation: mill. € % chng prev year Avg	49,614.13 -28.37%		in Stock Futures % daily chng 233,866 4.33%
Athex Composite Share Price Index % daily chng	840.57 11.27%		in Index Options % daily chng 7,307 8.56%
Athex Composite Share Price Index Capitalisation (mill. €)	44,716.74		in Stock Options % daily chng 546 62.50%
Daily change (mill. €)	4,878.43		
Securities' Transactions Value (thou. €)	219,051.97		Derivatives Contracts Volume: 117,975
Daily change: thou. € %	102,706.93 88.28%		Daily change: pieces % 53,822 83.90%
YtD Avg Trans. Value: thou. € % chng prev year Avg	112,616.70 -11.36%		YtD Avg Derivatives Contracts % chng prev year Avg 56,537 3.15%
Short Selling Trans. Value: mill. € % in total Value			Derivatives Trades Number: 8,533
Short Covering Trans. Value: mill. € % in total Value			Daily change: number % 3,431 67.25%
Transactions Value of Blocks (thou. €)	12,340.73		YtD Avg Derivatives Trades number % chng prev year Avg 4,704 12.65%
Bonds Transactions Value (thou. €)	0.00		
Securities' Transactions Volume (thou. Pieces)	408,564.52		Lending Total Open Interest 13,339,481
Daily change: thou. pieces %	182,193.58 80.48%		Daily change: pieces % 288,812 2.21%
YtD Avg Volume: thou. pieces % chng prev year Avg	164,502.49 73.14%		Lending Volume (Multilateral/Bilateral) 304,502
Short Selling Volume: thou pieces % in total Volume			Daily change: pieces % -249,955 -45.08%
Short Covering Volume: thou. pieces % in total Volume			Multilateral Lending 304,402
Transactions Volume of Blocks (thou. Pieces)	27,220.07		Bilateral Lending 100
Bonds Transactions Volume (thou. pieces)	0.00		
Securities' Trades Number	65,862		Lending Trades Number: 87
Daily change: number %	25,270 62.25%		Daily change: thou. € % 21 31.82%
YtD Avg Derivatives Trades number % chng prev year Avg	35,242 22.01%		Multilateral Lending Trades Number 86
Number of Blocks	16		Bilateral Lending Trades Number 1
Number of Bonds Transactions	0		

Athex Capitalisation (mill. €) **



Daily Fluctuation of Athex Composite Share Price Index



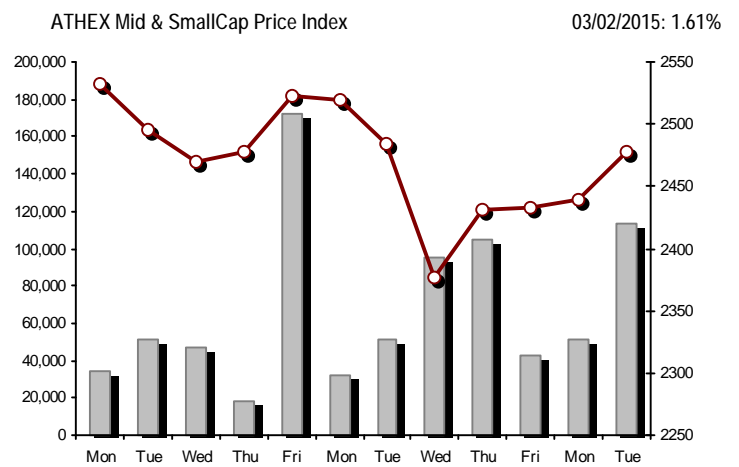
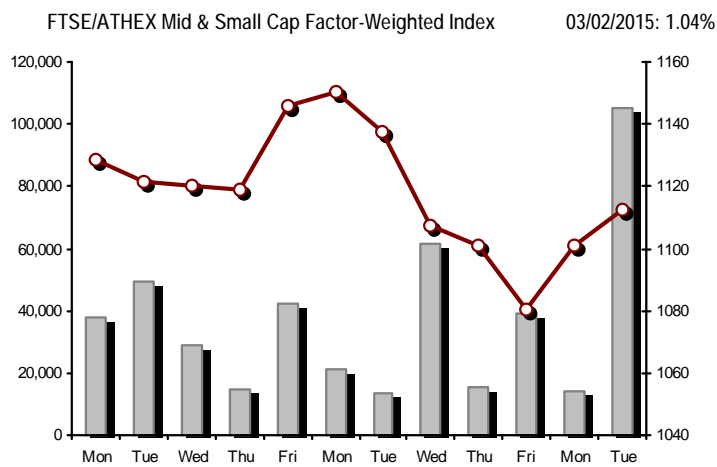
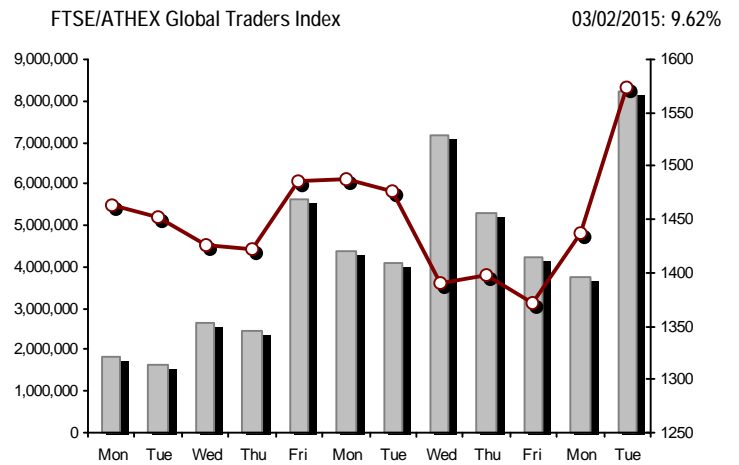
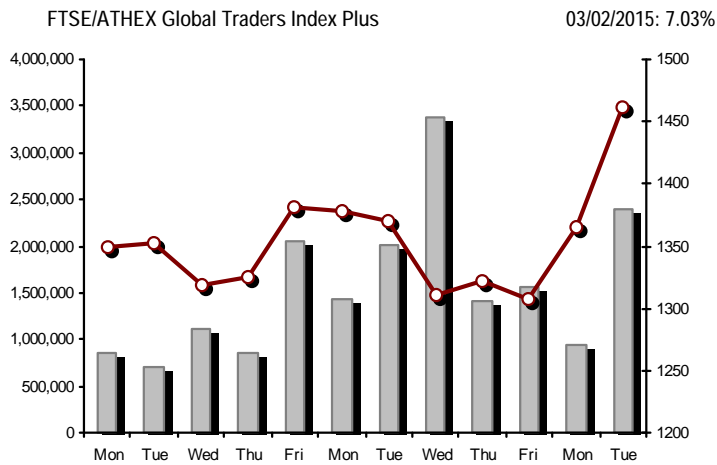
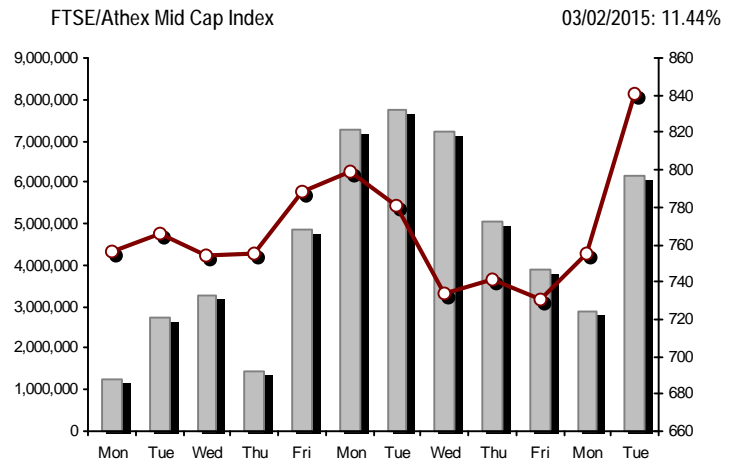
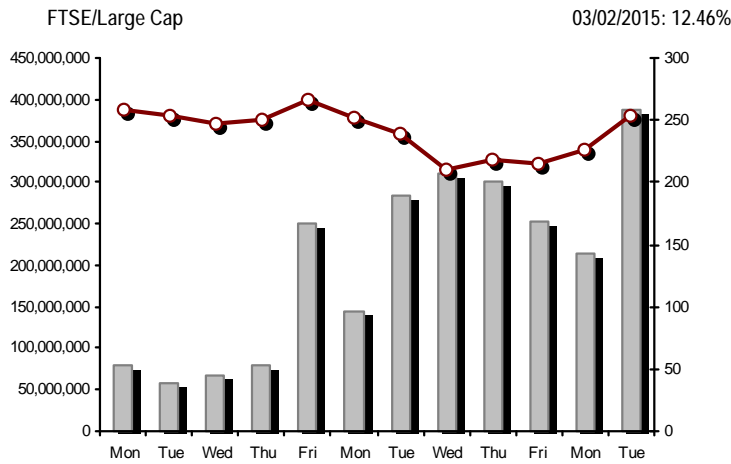
Athex Indices

Index name	03/02/2015	02/02/2015	pts.	%	Min	Max	Year min	Year max	Year change
Athex Composite Share Price Index	840.57 #	755.42	85.15	11.27%	755.42	843.72	708.61	845.53	1.74% #
FTSE/Athex Large Cap	253.78 #	225.67	28.11	12.46%	225.67	255.16	209.48	271.64	-4.18% €
FTSE/ATHEX Custom Capped	767.64 #	736.54	31.10	4.22%			724.23	881.49	-11.90% €
FTSE/ATHEX Custom Capped - USD	624.30 #	595.89	28.41	4.77%			588.87	758.95	-17.41% €
FTSE/Athex Mid Cap Index	841.12 #	754.75	86.37	11.44%	754.75	845.17	717.54	845.17	8.81% #
FTSE/ATHEX-CSE Banking Index	57.06 #	48.37	8.69	17.97%	48.37	58.00	40.28	77.47	-21.62% €
FTSE/ATHEX Global Traders Index Plus	1,461.36 #	1,365.34	96.02	7.03%	1,365.34	1,469.86	1,227.52	1,469.86	13.91% #
FTSE/ATHEX Global Traders Index	1,574.46 #	1,436.24	138.22	9.62%	1,436.24	1,583.53	1,344.70	1,583.53	9.45% #
FTSE/ATHEX Mid & Small Cap Factor-Weighted Ind	1,112.22 #	1,100.76	11.46	1.04%	1,100.76	1,130.79	1,076.89	1,166.35	1.47% #
Greece & Turkey 30 Price Index	694.61 #	689.37	5.24	0.76%	686.12	710.26	671.51	768.95	2.17% #
ATHEX Mid & SmallCap Price Index	2,478.41 #	2,439.18	39.23	1.61%	2,433.43	2,494.68	2,372.76	2,564.77	1.59% #
FTSE/Athex Market Index	612.82 #	545.55	67.27	12.33%	545.55	615.97	507.68	652.45	-3.67% €
FTSE Med Index	5,068.33 €	5,073.40	-5.07	-0.10%			4,930.94	5,290.19	0.62% #
Athex Composite Index Total Return Index	1,230.96 #	1,106.26	124.70	11.27%	1,106.26	1,235.57	1,037.71	1,238.22	1.92% #
FTSE/Athex Large Cap Total Return	345.22 #	306.98	38.24	12.46%			285.87	364.68	-3.92% €
FTSE/ATHEX Large Cap Net Total Return	1,027.79 #	913.96	113.83	12.45%	913.96	1,033.38	848.38	1,100.12	-3.95% €
FTSE/ATHEX Custom Capped Total Return	809.20 #	776.41	32.79	4.22%			763.44	929.21	-11.74% €
FTSE/ATHEX Custom Capped - USD Total Return	658.10 #	628.15	29.95	4.77%			620.75	798.60	-17.26% €
FTSE/Athex Mid Cap Total Return	1,069.54 #	959.71	109.83	11.44%			928.33	1,069.54	8.81% #
FTSE/ATHEX-CSE Banking Total Return Index	53.21 #	45.11	8.10	17.96%			38.07	70.83	-21.66% €
Greece & Turkey 30 Total Return Index	834.97 #	821.87	13.10	1.59%			821.87	919.96	1.45% #
Hellenic Mid & Small Cap Index	853.06 #	774.94	78.12	10.08%	774.94	853.40	716.61	853.40	10.90% #
FTSE/Athex Banks	75.39 #	63.91	11.48	17.96%	63.91	76.63	53.22	102.36	-21.62% €
FTSE/Athex Insurance	1,464.60 #	1,411.91	52.69	3.73%	1,411.91	1,475.13	1,369.77	1,538.35	0.00% -
FTSE/Athex Financial Services	1,175.29 #	1,028.86	146.43	14.23%	1,028.86	1,218.47	926.91	1,218.47	17.34% #
FTSE/Athex Industrial Goods & Services	2,197.78 #	2,024.25	173.53	8.57%	2,024.25	2,197.78	1,881.51	2,197.78	12.47% #
FTSE/Athex Retail	4,439.33 #	4,158.77	280.56	6.75%	4,158.77	4,474.99	3,336.67	4,474.99	16.76% #
FTSE/ATHEX Real Estate	2,329.89 #	2,234.97	94.92	4.25%	2,234.97	2,335.97	2,181.63	2,437.06	2.10% #
FTSE/Athex Personal & Household Goods	5,523.51 #	4,693.98	829.53	17.67%	4,693.98	5,637.02	3,847.16	5,637.02	21.33% #
FTSE/Athex Food & Beverage	5,604.65 #	5,310.22	294.43	5.54%	5,310.22	5,604.65	5,066.70	5,858.63	-4.32% €
FTSE/Athex Basic Resources	2,512.63 #	2,258.38	254.25	11.26%	2,258.38	2,567.98	1,753.11	2,567.98	30.31% #
FTSE/Athex Construction & Materials	2,364.60 #	2,201.35	163.25	7.42%	2,201.35	2,390.76	2,059.46	2,390.76	8.22% #
FTSE/Athex Oil & Gas	1,976.03 #	1,779.59	196.44	11.04%	1,779.59	1,976.03	1,618.74	1,976.03	8.88% #
FTSE/Athex Chemicals	5,619.08 #	5,455.22	163.86	3.00%	5,412.54	5,713.58	4,784.62	5,776.98	9.69% #
FTSE/Athex Media	1,795.09 €	1,994.54	-199.45	-10.00%	1,795.09	1,994.54	1,699.05	2,061.03	-12.90% €
FTSE/Athex Travel & Leisure	1,621.50 #	1,428.78	192.72	13.49%	1,428.78	1,645.13	1,238.26	1,684.88	5.76% #
FTSE/Athex Technology	734.93 #	686.55	48.38	7.05%	686.55	737.46	659.36	756.07	1.22% #
FTSE/Athex Telecommunications	2,444.28 #	2,127.74	316.54	14.88%	2,127.74	2,504.84	1,995.61	2,573.65	-2.42% €
FTSE/Athex Utilities	2,229.44 #	2,019.43	210.01	10.40%	2,019.43	2,252.18	1,711.47	2,252.18	6.24% #
FTSE/Athex Health Care	141.17 #	133.24	7.93	5.95%	133.24	141.96	115.79	150.68	-2.20% €
Athex All Share Index	175.01 #	157.35	17.66	11.22%			146.74	188.55	-5.88% €
Hellenic Corporate Bond Index	87.24 €	87.59	-0.35	-0.40%			87.24	94.45	-7.06% €
Hellenic Corporate Bond Price Index	85.38 €	85.76	-0.39	-0.45%			85.38	92.77	-7.71% €

Note 1: Greece & Turkey 30 Pr data is the indicative at 17:20, whereas FTSE/ATHEX Custom Capped, FTSE/ATHEX Custom Capped - USD, FTSE/ATHEX Custom Capped TR, FTSE/ATHEX Custom Capped - USD TR, FTSE/Med 100 & Greece & Turkey 30 Rt., Hellenic Corporate Bond Price Index, Hellenic Corporate Bond Index closing prices refer to the previous trading day of 30/01/2015.

Note 2: The Hellenic Mid & Small Cap Index is a Customized index calculated by the Athens Exchange.

Athex Indices



Indices volume of transactions

Indices closing prices

Analytic Figures for Athex Market's Boards and Categories

	Total Traded Securities	Main Market	Low Dispersion	Other Categories (*)	Exchange Traded Funds (ETFs)	Warrants
Totals	147	117	6	19	2	3
Gain / Lose / Same:	109 / 30 / 8	89 / 23 / 5	4 / 2 / 0	11 / 5 / 3	2 / 0 / 0	3 / 0 / 0
Athex Capitalisation (mill. €) **	49,809.39	48,036.62	1,435.06	337.71		
Daily Average Trans/ons Value(thou.€)	112,616.70	109,317.22	66.50	39.79	42.33	3,150.86
Transactions Value	219,051.97	215,404.51	32.67	39.98	290.41	3,284.39
Main Board:	206,711.24	203,063.78	32.67	39.98	290.41	3,284.39
Blocks Board:	12,340.73	12,340.73	0.00	0.00	0.00	0.00
Forced Sales Board:	0.00	0.00	0.00	0.00	0.00	0.00
Special Terms Board:	0.00	0.00	0.00	0.00	0.00	0.00
Daily Average Transactions Volume	164,502,487	155,652,492	102,561	138,097	17,065	8,592,271
Transactions Volume	408,564,515	397,586,027	15,012	279,588	116,526	10,567,362
Main Board:	381,344,442	370,365,954	15,012	279,588	116,526	10,567,362
Blocks Board:	27,220,073	27,220,073	0	0	0	0
Forced Sales Board:	0	0	0	0	0	0
Special Terms Board:	0	0	0	0	0	0
Daily Average Number of Trades	35,242	33,324	36	62	8	1,811
Number of Trades	65,862	62,888	58	117	19	2,780
Main Board:	65,846	62,872	58	117	19	2,780
Blocks Board:	16	16	0	0	0	0
Forced Sales Board:	0	0	0	0	0	0
Special Terms Board:	0	0	0	0	0	0

(*) Summarised Transactions figures for Under Deletion and Under Supervision Categories. (**) The Market Capitalization of the Companies that belong in the Under Supervision Status is not included.

Trading Details by Athex Sectors and Financial Instruments (ETFs)

Code	Sectors	Gain / Lose / Same	Number of Trades	Transactions Volume	Transactions Value	% of Total Trans. Value
8300	- Banks	10 / 0 / 0	34,998	390,231,316	128,593,839.93	58.70%
1700	- Basic Resources	7 / 2 / 2	2,206	728,331	3,117,072.82	1.42%
1300	- Chemicals	2 / 2 / 0	142	61,114	68,998.48	0.03%
2300	- Construction & Materials	13 / 5 / 1	2,836	1,541,078	5,315,933.37	2.43%
12000	- Financial Instruments	2 / 0 / 0	19	116,526	290,412.77	0.13%
8700	- Financial Services	3 / 0 / 0	3,199	5,003,713	5,304,293.00	2.42%
3500	- Food & Beverage	9 / 3 / 1	713	321,560	3,468,827.35	1.58%
4500	- Health Care	3 / 0 / 1	185	230,866	53,086.74	0.02%
2700	- Industrial Goods & Services	13 / 5 / 0	2,312	559,085	2,920,352.94	1.33%
8500	- Insurance	1 / 0 / 0	20	12,483	17,295.00	0.01%
5500	- Media	1 / 2 / 0	7	2,905	1,395.21	0.00%
500	- Oil & Gas	2 / 0 / 0	2,088	638,726	3,128,522.82	1.43%
3700	- Personal & Household Goods	11 / 3 / 1	2,570	1,438,324	8,288,809.38	3.78%
8600	- Real Estate	5 / 2 / 0	907	270,476	1,721,647.97	0.79%
5300	- Retail	3 / 1 / 0	1,101	222,105	5,894,924.19	2.69%
9500	- Technology	7 / 5 / 1	418	385,529	365,284.18	0.17%
6500	- Telecommunications	1 / 0 / 0	4,349	3,034,150	26,329,609.60	12.02%
5700	- Travel & Leisure	11 / 0 / 1	3,969	2,113,258	15,989,442.55	7.30%
7500	- Utilities	5 / 0 / 0	3,823	1,652,970	8,182,225.97	3.74%

Top 10 best & worst performing Shares

Main Market

With positive Price change	Closing price	change	With negative Price change	Closing price	change
NATIONAL BANK (CR)	1.22	20.79% #	INFORM P. LYKOS SA (CR)	1.51	-1.31% €
ATTICA BANK S.A. (CR)	0.076	18.75% #			
FOURLIS (CR)	3.31	18.64% #			
PIRAEUS BANK (CR)	0.625	18.37% #			
EUROBANK ERGASIAS (CR)	0.149	18.25% #			
JUMBO SA (CR)	10.57	17.58% #			
TERNA ENERGY (CR)	2.49	17.45% #			
ELLAKTOR (CR)	2.17	17.30% #			
HALKOR SA (CB)	0.314	15.87% #			
OTE (CR)	8.88	14.88% #			
With the highest Transactions Value	Value (thou. €)	change	With the highest Transactions Volume	Volume	change
NATIONAL BANK (CR)	33,117.69	20.79% #	EUROBANK ERGASIAS (CR)	211,805,509	18.25% #
ALPHA BANK (CR)	32,929.32	13.94% #	ALPHA BANK (CR)	87,721,582	13.94% #
EUROBANK ERGASIAS (CR)	30,698.78	18.25% #	PIRAEUS BANK (CR)	45,789,021	18.37% #
PIRAEUS BANK (CR)	27,615.45	18.37% #	NATIONAL BANK (CR)	27,742,598	20.79% #
OTE (CR)	26,329.61	14.88% #	MARFIN INVESTMENT GROUP (CR)	4,205,691	11.80% #
OPAP (CR)	13,908.53	14.12% #	ATTICA BANK S.A. (CR)	4,138,221	18.75% #
PPC (CR)	7,099.03	11.13% #	OTE (CR)	3,034,150	14.88% #
FOLLI FOLLIE (CR)	5,886.47	6.75% #	BANK OF CYPRUS (CR)	2,449,041	2.78% #
JUMBO SA (CR)	5,680.26	17.58% #	OPAP (CR)	1,579,382	14.12% #
HELLENIC EXCHANGES-A.S.E. (CR)	4,568.32	14.85% #	PPC (CR)	1,277,208	11.13% #

Note: Stocks that are not included in the "Low Dispersion" and "Under Supervision" categories, and the transactions value is more than 10,000 €.

Derivatives Summary

	Number of Trades	Volume	Open Interest
Index Futures	2,873	28,225	46,641
FTSE/Athex Large Cap	2,873	28,225	46,641
Stock Futures	5,537	87,218	233,866
ALPHA BANK (CR)	632	14,168	38,565
CC HBC AG (CR)	9	9	250
CORINTH PIPEWORKS SA (CR)	10	33	482
ELLAKTOR (CR)	99	517	1,776
EUROBANK ERGASIAS (CR)	383	15,782	70,710
EYDAP S.A. (CR)	10	18	156
FOLLI FOLLIE (CR)	52	105	270
FRIGOGLASS SA (CR)	4	9	356
GEK TERNA (CR)	83	418	7,143
GRIVALIA PROPERTIES (CR)	23	63	253
HELLENIC EXCHANGES-A.S.E. (CR)	119	375	1,815
HELLENIC PETROLEUM (CR)	64	205	3,686
INTRALOT (CR)	29	286	596
JUMBO SA (CR)	97	256	845
MARFIN INVESTMENT GROUP (CR)	86	1,120	27,451
METKA (CR)	57	168	403
MOTOR OIL (CR)	46	239	415
MYTILINEOS HOLDINGS (CR)	205	583	3,531
NATIONAL BANK (CR)	1,022	22,394	18,815
OPAP (CR)	341	1,348	1,634
OTE (CR)	593	2,970	5,182
P.P.A. S.A. (CR)	23	58	212
PIRAEUS BANK (CR)	870	22,890	41,784
PPC (CR)	563	2,869	4,225
SIDENOR (CR)	8	25	665
TERNA ENERGY (CR)	31	155	1,630
TITAN CEMENT (CR)	73	150	611
VIOHALCO SA/NV (CB)	5	5	405
Index Options	120	2,122	7,307
FTSE/Athex Large Cap	120	2,122	7,307
Stock Options	3	410	546
ALPHA BANK (CR)	0	0	40
NATIONAL BANK (CR)	2	310	372
OPAP (CR)	0	0	0
OTE (CR)	1	100	40
PIRAEUS BANK (CR)	0	0	0
PPC (CR)	0	0	94
Total Derivatives Traded	8,533	117,975	288,360

Number of Outstanding Securities	Nominal Value	Dividends [1]			Date of Last Coupon		Note	Shares	Closing price	% change	Previous closing price/date	Open price	Price min	Price max	Last price	Avg price	Last Bid [7]	Last Ask [7]	P/E after	Year	Volume	Trades	Transactions Value	Company Mkt Value (thou. €)	Year low	Year high	Sector [4]
		2012	2013	2014	Dividend [2]	Right																					
7,847,611	1.20	---	---	---	01/08/2007	28/09/2011	4939	EDRASIS - C. PSALLIDAS SA (CR)	0.150	---	0.150	02/02/2015	---	---	---	---	---	---	---	---	---	---	---	1,177.14	0.150	0.150	2357
5,750,000	0.300	---	---	---	12/12/2008	12/12/2011	4929	ELECTRONIKI ATHINON SA (CR)	0.480	---	0.480	02/02/2015	---	---	---	---	---	---	---	---	---	---	---	2,760.00	0.480	0.480	5375
24,605,397	0.400	---	---	---	29/06/1995	27/05/2002	4651	EMPORIKOS DESMOS SA (CR)	0.080	---	0.080	02/02/2015	---	---	---	---	---	---	---	---	---	---	---	2,134.04	0.080	0.080	3722
1,182,903	0.400	---	---	---	01/07/1996	27/05/2002	4652	EMPORIKOS DESMOS SA (PR)	0.140	---	0.140	02/02/2015	---	---	---	---	---	---	---	---	---	---	---	2,134.04	0.140	0.140	3722
7,326,648	1.00	---	---	---	26/07/2006	24/07/2001	4921	FINTEXPORT SA (CR)	0.328	---	0.328	02/02/2015	---	---	---	---	---	---	---	---	---	---	---	2,403.14	0.328	0.328	3763
13,692,227	1.47	---	---	---	07/07/2006	08/10/1999	5049	HELLENIC FABRICS SA (CR)	0.117	---	0.117	02/02/2015	---	---	---	---	---	---	---	---	---	---	---	1,601.99	0.117	0.117	3763
24,619,524	0.500	---	---	---	10/10/1986	30/12/2002	4914	KERAMIA-ALLATINI (CR)	0.088	---	0.088	02/02/2015	---	---	---	---	---	---	---	---	---	---	---	2,166.52	0.088	0.088	8633
7,840,373	1.20	---	---	---	18/07/2002	05/03/2003	4765	KLONATEX SA (PR)	0.080	---	0.080	02/02/2015	---	---	---	---	---	---	---	---	---	---	---	1,453.75	0.080	0.080	3763
20,663,047	1.20	---	---	---	21/08/2000	05/03/2003	4764	KLONATEX SA (CR)	0.040	---	0.040	02/02/2015	---	---	---	---	---	---	---	---	---	---	---	1,453.75	0.040	0.040	3763
17,544,600	0.600	---	---	---	03/07/2000	01/08/2000	4868	KOYMBAS SYNERGY GROUP (CR)	0.132	---	0.132	02/02/2015	---	---	---	---	---	---	---	---	---	---	---	2,315.89	0.132	0.132	8775
15,015,000	1.60	---	---	---	01/07/2002	02/02/2000	4603	MAXIM C.M. PERTSINIDIS SA (CB)	0.100	---	0.100	02/02/2015	---	---	---	---	---	---	---	---	---	---	---	1,501.50	0.100	0.100	3763
66,937,526	0.700	---	---	---	13/08/2010	21/05/2003	5003	MICHANIKI SA (CR)	0.100	---	0.100	02/02/2015	---	---	---	---	---	---	---	---	---	---	---	9,186.78	0.100	0.100	2357
25,968,987	0.700	---	---	---	13/08/2010	21/05/2003	5004	MICHANIKI SA (PR)	0.096	---	0.096	02/02/2015	---	---	---	---	---	---	---	---	---	---	---	9,186.78	0.096	0.096	2357
13,555,100	1.00	---	---	---	08/07/2005	08/07/2005	4576	MICROLAND COMPUTERS SA (CR)	0.640	---	0.640	02/02/2015	---	---	---	---	---	---	---	---	---	---	---	8,675.26	0.640	0.640	5379
23,463,874	0.800	---	---	---	23/05/2003	21/12/1999	4918	NEORION SA (CR)	0.125	---	0.125	02/02/2015	---	---	---	---	---	---	---	---	---	---	---	2,932.98	0.125	0.125	2753
42,501,273	0.300	---	---	---	26/06/2007	10/08/2009	4993	NUTRIART (CR)	0.049	---	0.049	02/02/2015	---	---	---	---	---	---	---	---	---	---	---	2,082.56	0.049	0.049	3577
20,210,127	1.53	---	---	---	27/06/1997	20/03/2000	5061	PARNASSOS ENTERP. (CR)	0.070	---	0.070	02/02/2015	---	---	---	---	---	---	---	---	---	---	---	1,414.71	0.070	0.070	8775
25,583,146	0.300	---	---	---	25/06/2001	03/12/2008	4723	PETZETAKIS SA (CR)	0.260	---	0.260	02/02/2015	---	---	---	---	---	---	---	---	---	---	---	6,651.62	0.260	0.260	1357
9,550,386	0.500	---	---	---	01/07/1997	12/06/2008	4626	PRAXITELIO SA (CR)	0.390	---	0.390	02/02/2015	---	---	---	---	---	---	---	---	---	---	---	4,430.09	0.390	0.390	4533
1,306,368	0.500	---	---	---	01/07/1997	12/06/2008	4627	PRAXITELIO SA (PR)	0.540	---	0.540	02/02/2015	---	---	---	---	---	---	---	---	---	---	---	4,430.09	0.540	0.540	4533
62,683,822	0.300	---	---	---	27/05/2008	09/01/2006	4830	PROTON BANK S.A. (CR)	0.180	---	0.180	02/02/2015	---	---	---	---	---	---	---	---	---	---	---	11,283.09	0.180	0.180	8355
51,334,286	0.320	---	---	---	03/07/2000	18/12/2007	4548	SAOS (CR)	0.780	---	0.780	02/02/2015	---	---	---	---	---	---	---	---	---	---	---	40,040.74	0.780	0.780	2773
26,408,040	0.300	---	---	---	01/07/1997	26/05/1999	4464	SHEET STEEL SA (CR)	0.120	---	0.120	02/02/2015	---	---	---	---	---	---	---	---	---	---	---	3,168.96	0.120	0.120	1757
60,221,300	0.400	---	---	---	01/07/2002	01/11/2010	5022	SHELMAN SA (CR)	0.080	---	0.080	02/02/2015	---	---	---	---	---	---	---	---	---	---	---	4,817.70	0.080	0.080	2353
26,262,660	0.900	---	---	---	01/07/2008	24/02/2011	4954	SPRIDER STORES (CR)	0.031	---	0.031	02/02/2015	---	---	---	---	---	---	---	---	---	---	---	814.14	0.031	0.031	5371
144,688,060	0.600	---	---	---	21/04/2008	10/03/2010	4982	T BANK (CR)	0.048	---	0.048	02/02/2015	---	---	---	---	---	---	---	---	---	---	---	6,945.03	0.048	0.048	8355
6,523,780	0.530	---	---	---	01/07/2002	06/03/2001	4971	TECHNICAL PUBLICATIONS SA (CR)	0.006	---	0.006	02/02/2015	---	---	---	---	---	---	---	---	---	---	---	39.14	0.006	0.006	5557
13,920,000	0.320	---	---	---	19/11/2001	01/08/2000	4726	TEXAPRET SA (CR)	0.080	---	0.080	02/02/2015	---	---	---	---	---	---	---	---	---	---	---	1,113.60	0.080	0.080	3763
510,840	1.00	---	---	---	15/07/2008	21/11/2013	5036	TROPEA HOLDING (CR)	2.00	---	2.00	02/02/2015	---	---	---	---	---	---	---	---	---	---	---	1,021.68	2.00	2.00	3722
284,465,964	3.70	---	---	---	20/06/2008	15/06/2009	4913	TT HELLENIC POSTBANK (CR)	0.168	---	0.168	02/02/2015	---	---	---	---	---	---	---	---	---	---	---	47,790.28	0.168	0.168	8355
89,616,200	0.300	---	---	---	21/08/2000	28/06/2007	4616	UNITED TEXTILES (CR)	0.050	---	0.050	02/02/2015	---	---	---	---	---	---	---	---	---	---	---	4,480.81	0.050	0.050	3763
71,683,906	0.400	---	---	---	15/06/2005	05/02/2008	4953	XATZIOANNOU (CR)	0.026	---	0.026	02/02/2015	---	---	---	---	---	---	---	---	---	---	---	1,863.78	0.026	0.026	3763

Shares' Notes

Code	Note text
()	- Adjusted dividends.
*	- Last adjusted closing price.
[1]	- Net dividends.
[2]	- The "Date of Last Coupon" for New listings refers to the date company's stocks started to trade in Athex
[3]	- The Company Market Value is referred to the number of outstanding shares
[4]	- Sectors codification can be found in Appendix A
[5]	- The Market Value refers to the total number of shares listed (including their several classes) in the exchange by the company.
[6]	- P/E greater than 100
[7]	- Last view of the Order Book before the end of the trading session
4446	- Transfer to the "Under Supervision" Category as of 20/10/2008.
4447	- Transfer to the "Under Supervision" Category as of 21/10/2008.
4464	- Suspension of trading as of 1/12/2008.
4548	- Suspension of trading as of 1/4/2009.
4576	- Suspension of trading as of 14/7/2009.
4603	- Suspension of trading as of 1/12/2009.
4616	- Suspension of trading as of 25/2/2010.
4626	- Suspension of trading as of 1/4/2010.
4627	- Suspension of trading as of 1/4/2010.
4628	- Suspension of trading as of 1/4/2010.
4629	- Transfer to the Under Supervision Category as of 12/4/2010.
4651	- Suspension of trading as of 1/6/2010.
4652	- Suspension of trading as of 1/6/2010.
4690	- Transfer to Surveillance category as of 4/4/2006.
4702	- Suspension of trading as of 1/12/2010.
4723	- Suspension of trading as of 31/1/2011.
4726	- Suspension of trading as of 1/3/2011.
4750	- Transfer to the "Under Surveillance Category" from 8/4/2011.
4764	- Suspension of trading as of 20/5/2011.
4765	- Suspension of trading as of 20/5/2011.
4795	- The final gross (pre-tax) dividend is € 0.30 per share and subject to withholding tax on the full dividend amount, i.e. 0,45 per share, for those shareholders liable to withholding tax, in accordance with the applicable tax law provisions.
4814	- Transfer to the Low Dispersion Category as of 30/5/2011.
4815	- Transfer to the Low Dispersion Category as of 30/5/2011.
4816	- Transfer to the Low Dispersion Category as of 30/5/2011.
4817	- Transfer to the Low Dispersion Category as of 30/5/2011.
4820	- Transfer to the Low Dispersion category as of 18/4/2008.
4822	- Transfer to the Low Dispersion category as of 30/5/2011.
4823	- Transfer to the Low Dispersion category as of 4/4/2006.
4827	- Transfer to the Low Dispersion category as of 5/5/2010.
4830	- Suspension of trading as of 10/10/2011.
4833	- Transfer to Surveillance category from 6/5/2010.
4844	- Transfer to the Surveillance category from 8/4/2011.
4847	- Transfer to the Surveillance Category as of 3/7/2009.
4857	- The 793,906,274 new (CR) shares, resulting from the recent share capital increase through a rights issue, are not yet admitted to trading on the ATHEX.
4860	- Suspension of trading as of 30/3/2012.
4865	- Suspension of trading as of 2/4/2012.
4868	- Suspension of trading as of 2/4/2012.
4879	- Transfer to the Surveillance Category as of 10/4/2012.
4881	- Transfer to the Surveillance Category as of 10/4/2012.
4882	- Transfer to the Surveillance Category as of 10/4/2012.
4884	- Transfer to the Surveillance Category as of 10/4/2012.
4885	- Transfer to the Surveillance Category as of 10/4/2012.

Shares' Notes

Code	Note text
4886	- Transfer to the Surveillance Category as of 10/4/2012.
4887	- Transfer to the Surveillance Category as of 10/4/2012.
4888	- Transfer to the Surveillance Category as of 10/4/2012.
4911	- Lift of suspension from 30/7/2012.
4912	- Transfer to the Surveillance Category as of 31/7/2012.
4913	- Suspension of trading as of 30/8/2012.
4914	- Suspension of trading as of 31/8/2012.
4918	- Suspension of trading as of 31/8/2012.
4920	- Suspension of trading as of 31/8/2012.
4921	- Suspension of trading as of 31/8/2012.
4929	- Suspension of trading as of 1/10/2012.
4937	- Transfer to the UNDER DELETION category as of 30/11/2012.
4938	- Transfer to the UNDER DELETION category as of 30/11/2012.
4939	- Suspension of trading as of 30/11/2012.
4953	- Suspension of trading as of 2/4/2013.
4954	- Suspension of trading as of 2/4/2013.
4955	- Transfer to the Surveillance Category as from 5/4/2013.
4956	- Transfer to the Surveillance Category as from 5/4/2013.
4957	- Transfer to the Surveillance Category as from 5/4/2013.
4958	- Transfer to the Surveillance Category as from 5/4/2013.
4959	- Transfer to the Surveillance Category as from 5/4/2013.
4960	- Transfer to the Surveillance Category as from 5/4/2013.
4961	- Transfer to the Surveillance Category as from 5/4/2013.
4971	- Suspension of trading as of 3/6/2013.
4977	- Transfer to the "Under Surveillance Category" from 11/6/2013.
4978	- Transfer to the Under Supervision Category as of 11/6/2013.
4982	- Suspension of trading as of 1/12/2011.
4983	- Transfer to the Surveillance Category as of 5/4/2013.
4985	- Transfer to the "Under Surveillance Category" from 8/4/2011.
4993	- Suspension of trading as of 21/6/2013 (15:18).
4997	- Transfer to the Under Supervision Category as of 21/12/2009. - The 6,870,053 new (CB) shares, resulting from the recent share capital increase through a rights issue, are not yet admitted to trading on the ATHEX.
5002	- Suspension of trading as of 30/08/2013.
5003	- Suspension of trading as of 30/08/2013.
5004	- Suspension of trading as of 30/08/2013.
5007	- Transfer to the Surveillance category, as of 11/10/2013.
5008	- Transfer to the Surveillance Category from 8/4/2011.
5022	- Suspension of trading as of 2/12/2013.
5023	- Suspension of trading as of 2/12/2013.
5031	- The 612,300 new (CR) shares, resulting from the recent share capital increase through a rights issue, are not yet admitted to trading on the ATHEX.
5033	- Transfer to the Surveillance Category as of 25/11/2011. The 97,144,575 new (CR) shares, resulting from the recent share capital increase through a rights issue, are not yet admitted to trading on the ATHEX.
5036	- The company's share is under suspension of trading as of 2/4/2012. During suspension, the company proceeded and concluded a share reverse split, according to which - after the conclusion of the corporate action - the total number of the company's shares, as well as, the last closing price of 30/03/2012 were adjusted.
5046	- Transfer to the Low Dispersion category as of 8/4/2011.
5047	- Suspension of trading as of 27/3/2014.
5049	- Under suspension of trading as of 1/4/2014.
5053	- Transfer to the UNDER DELETION category as of 10/4/2014.
5054	- Transfer to the Surveillance Category as of 10/4/2014.
5055	- Transfer to the Surveillance Category as of 10/4/2014.
5056	- Transfer to the Under Supervision Category as of 14/4/2014.
5057	- Transfer to the Surveillance Category as of 29/12/2011.
5058	- Transfer to the Surveillance Category as of 29/12/2011.
5059	- Transfer to the Low Dispersion category as of 2/6/2014.

Shares' Notes

Code	Note text
5061	- Suspension of trading as of 2/6/2014.
5062	- Transfer to the UNDER DELETION category as of 4/6/2014.
5069	- Suspension of trading as of 1/10/2014.
5073	- The 90,000 new (CR) shares, resulting from the recent share capital increase through a rights issue, are not yet admitted to trading on the ATHEX.
5075	- Transfer to the "Low Dispersion" Category as of 31/10/2014.
5079	- Suspension of trading from 1/12/2014.
5080	- Suspension of trading as of 6/9/2011.
5081	- Transfer to the Surveillance category, as of 19/12/2014.

Securities Blocks Details

Securities	Block Volume	Price	Block Trade Value	Time of approval	Note
OPAP (CR)	50,000	8.40	420,000.00	10:47:32	20
OTE (CR)	100,000	8.49	848,500.00	10:58:39	20
ALPHA BANK (CR)	2,000,000	0.377	754,000.00	11:11:20	20
ELLAKTOR (CR)	149,224	2.02	301,432.48	11:11:35	20
ALPHA BANK (CR)	1,453,129	0.370	537,657.73	11:36:15	20
HELLENIC EXCHANGES-A.S.E. (CR)	2,887	4.58	13,233.43	11:39:05	14
PIRAEUS BANK (CR)	500,000	0.527	263,600.00	11:41:50	14
ALPHA BANK (CR)	2,671,654	0.372	992,519.46	11:55:15	20
PIRAEUS BANK (CR)	2,000,000	0.582	1,163,000.00	11:55:51	20
ALPHA BANK (CR)	2,500,000	0.382	955,000.00	12:18:13	20
ELLAKTOR (CR)	140,727	2.07	291,304.89	13:55:35	20
OPAP (CR)	50,000	8.93	446,500.00	14:44:33	20
ALPHA BANK (CR)	7,450,452	0.378	2,812,545.63	15:54:03	20
EUROBANK ERGASIAS (CR)	8,000,000	0.145	1,156,000.00	16:09:07	20
OTE (CR)	72,000	9.02	649,440.00	16:40:08	20
OPAP (CR)	80,000	9.20	736,000.00	16:42:49	20

Blocks Notes

2 - SPOT 1 or SPOT 2 Packet	11 - Total Assets > 500 bil
3 - Block with Short Selling	12 - Sell Offer through Athex
4 - Buy to Close Block	13 - Forced Sale of NMOE
6 - Simultaneous Constitution	14 - Restoration Packet
7 - Repurchase Agreement	15 - Market Maker Packet
8 - Dispersion's Achievement (Not Listed)	16 - Short Selling
9 - Dispersion's Achievement (Listed)	18 - SPOT 1 Packet
10 - Share Capital Majority of Greek State (> 50 bil)	20 - Method 6-1 Packet

Shares Rights Details

Occured date	Exercise from	Exercise until	Trading until	Rights	Price min	Price max	Closing price	Last Bid	Last Ask	Volume	Trades	Transactions Value
--------------	---------------	----------------	---------------	--------	-----------	-----------	---------------	----------	----------	--------	--------	--------------------

No Rights Transactions.

Shares Forced Sales

Securities	Transaction s Volume	Number of Trades	Transactions Value	Note
------------	-------------------------	---------------------	-----------------------	------

No Forced Transactions.

Forced Sales Notes

- 1 - Normal Forced Sale.
- 2 - Forced Sales of Fixed Registered Shares.
- 3 - Forced Sales of Remaining Stock Fractions.

Forced Sales Registered Shares

Securities	Start Date	End Date	Initial Volume	Remaining Volume	Date	Avg price (day)	Avg price (period)	Number of Trades	Transactions Volume	Transactions Value
------------	------------	----------	----------------	------------------	------	-----------------	--------------------	------------------	---------------------	--------------------

No Fixed Registered Shares Forced Sales.

Forced Sales Notes

According to Decision 1/380/04.05.2008 of the Hellenic Republic Capital Market Commission, the certificated registered shares that have not been deposited to the issuer for dematerialisation, will be auctioned in the Athens Exchange by the supervising issuer. Forced sales procedure is held according to Article 99A of the Athens Exchange Rulebook. The average price of the period is calculated by dividing the Total transactions value by the Total volume and includes all the transactions made until the current date.

Exchange Traded Funds (ETFs) Characteristics

	Transactions Date (T)	Creation / Redemption	Units (T-1)	New Units (T-1)	Redemption Units (T-1)	Units (T) [1]	Fund Assets [2]	Net Unit Price	Dividend per	Dividend Date
NBGAM ETF ΓΔ Χ.Α.	03/02/2015	25,000	294,878	---	---	294,878	2,485,610.00	8.4293	---	27/10/2011
ALPHA ETF FTSE Athex Large Cap	03/02/2015	50,000	5,848,618	---	---	5,848,618	13,354,740.00	2.2834	0.05	01/07/2013
NBGAM ETF GREECE & TURKEY 30	03/02/2015	25,000	388,550	---	---	388,550	3,146,566.00	8.0982	---	27/10/2011

ETFs Notes

[1] - Units (T) = Units (T-1) + New Units (T-1) - Redemption Units (T-1)

[2] - The Creation / Redemption Units of T-1 are included.

Corporate Bonds

Num Listed Bonds	Nominal price	Issue price	Today's Rate	Exp. Date	Duration (years)	Note	Coupon attached		Trading	Corporate Bonds	Price min	Price max	Closing price	Previous closing		Volume	Transactions Value	Last order			ear min	Year max
							Common	Preferred						price/date	Price			Buy / Sell	Date			
4,122,910	4.77	4.77	5.00	19/03/2015	5	---	20	---	1	MARFIN INVESTMENT GROUP S.A. (Conver to CR shar)	---	---	---	90.0000	12/01/2015	---	---	81.0000	B	28/11/2014	90.0000	90.0000
1,794,284	12.49	9.77	5.05	12/07/2015	8	---	---	---	1	NIREUS S.A. (Convertible to CR shares)	---	---	---	12.0000	29/01/2014	---	---	11.0000	B	17/11/2014	12.0000	12.0000
212,801,311	1.00	1.00	6.30	29/07/2020	7	---	7	---	1	MARFIN INVESTMENT GROUP S.A. SERIES B (BOND)	---	---	---	0.8500	23/08/2013	---	---	1.0000	B	28/11/2014	0.8500	0.8500
163,991,598	1.00	1.00	7.00	29/07/2019	6	---	7	---	1	MARFIN INVESTMENT GROUP S.A. SERIES A (BOND)	---	---	---	1.0000	23/08/2013	---	---	1.0000	B	28/11/2014	1.0000	1.0000

Corporate Bonds Notes

Transactions Volume = (Pieces) * (Nominal Price). Transactions Value = (Pieces) * (Nominal Price) * (price %) + (Accrued interest).

The price of a Bond is stated as a percentage (%) of Bond's Nominal Price.

Nominal Price in Euros (€), except if it is noted differently.

Government Bonds

Number Listed Bonds	Nominal price	Today's Rate	Accrued Interest Calc	Exp. Date [1]	Duration (years)	Note	Coupons Date	Curr. coupon value	Trading Unit	Government Bonds	Price min	Price max	Closing price	Previous closing price/date	Volume	Transactions Value	Price	Last order Buy / Sell	Date
2,658,781,973	1.00	4.30	Actual/Actual	24/02/2023	11	---	24/02	4.30	1	GGB-FXD-240223-11Y-2.000-1.00	---	---	---	10.0000 28/01/2015	---	---	---	---	---
2,658,781,973	1.00	4.30	Actual/Actual	24/02/2024	12	---	24/02	4.30	1	GGB-FXD-240224-12Y-2.000-1.00	---	---	---	10.0000 28/01/2015	---	---	---	---	---
2,658,781,973	1.00	4.30	Actual/Actual	24/02/2025	13	---	24/02	4.30	1	GGB-FXD-240225-13Y-2.000-1.00	---	---	---	10.0000 28/01/2015	---	---	---	---	---
2,658,781,973	1.00	4.30	Actual/Actual	24/02/2026	14	---	24/02	4.30	1	GGB-FXD-240226-14Y-2.000-1.00	---	---	---	10.0000 28/01/2015	---	---	---	---	---
2,658,781,973	1.00	4.30	Actual/Actual	24/02/2027	15	---	24/02	4.30	1	GGB-FXD-240227-15Y-2.000-1.00	---	---	---	10.0000 28/01/2015	---	---	---	---	---
2,836,034,104	1.00	4.30	Actual/Actual	24/02/2028	16	---	24/02	4.30	1	GGB-FXD-240228-16Y-2.000-1.00	---	---	---	10.0000 28/01/2015	---	---	---	---	---
2,836,034,104	1.00	4.30	Actual/Actual	24/02/2029	17	---	24/02	4.30	1	GGB-FXD-240229-17Y-2.000-1.00	---	---	---	10.0000 28/01/2015	---	---	---	---	---
2,836,034,104	1.00	4.30	Actual/Actual	24/02/2030	18	---	24/02	4.30	1	GGB-FXD-240230-18Y-2.000-1.00	---	---	---	10.0000 28/01/2015	---	---	---	---	---
2,836,034,104	1.00	4.30	Actual/Actual	24/02/2031	19	---	24/02	4.30	1	GGB-FXD-240231-19Y-2.000-1.00	---	---	---	10.0000 28/01/2015	---	---	---	---	---
2,836,034,104	1.00	4.30	Actual/Actual	24/02/2032	20	---	24/02	4.30	1	GGB-FXD-240232-20Y-2.000-1.00	---	---	---	10.0000 28/01/2015	---	---	---	---	---
2,836,034,104	1.00	4.30	Actual/Actual	24/02/2033	21	---	24/02	4.30	1	GGB-FXD-240233-21Y-2.000-1.00	---	---	---	10.0000 28/01/2015	---	---	---	---	---
2,836,034,104	1.00	4.30	Actual/Actual	24/02/2034	22	---	24/02	4.30	1	GGB-FXD-240234-22Y-2.000-1.00	---	---	---	10.0000 28/01/2015	---	---	---	---	---
2,836,034,104	1.00	4.30	Actual/Actual	24/02/2035	23	---	24/02	4.30	1	GGB-FXD-240235-23Y-2.000-1.00	---	---	---	10.0000 28/01/2015	---	---	---	---	---
2,836,034,104	1.00	4.30	Actual/Actual	24/02/2036	24	---	24/02	4.30	1	GGB-FXD-240236-24Y-2.000-1.00	---	---	---	10.0000 28/01/2015	---	---	---	---	---
2,836,034,104	1.00	4.30	Actual/Actual	24/02/2037	25	---	24/02	4.30	1	GGB-FXD-240237-25Y-2.000-1.00	---	---	---	10.0000 28/01/2015	---	---	---	---	---
2,836,034,104	1.00	4.30	Actual/Actual	24/02/2038	26	---	24/02	4.30	1	GGB-FXD-240238-26Y-2.000-1.00	---	---	---	10.0000 28/01/2015	---	---	---	---	---
2,836,034,104	1.00	4.30	Actual/Actual	24/02/2039	27	---	24/02	4.30	1	GGB-FXD-240239-27Y-2.000-1.00	---	---	---	10.0000 28/01/2015	---	---	---	---	---
2,836,034,104	1.00	4.30	Actual/Actual	24/02/2040	28	---	24/02	4.30	1	GGB-FXD-240240-28Y-2.000-1.00	---	---	---	10.0000 28/01/2015	---	---	---	---	---
2,836,034,104	1.00	4.30	Actual/Actual	24/02/2041	29	---	24/02	4.30	1	GGB-FXD-240241-29Y-2.000-1.00	---	---	---	10.0000 28/01/2015	---	---	---	---	---
2,836,034,104	1.00	4.30	Actual/Actual	24/02/2042	30	---	24/02	4.30	1	GGB-FXD-240242-30Y-2.000-1.00	---	---	---	10.0000 28/01/2015	---	---	---	---	---
742,153	1,000.00	0.93	FLR Actual/360	10/08/2019	5	---	10/02 - 10/08	---	1	GGB-FLT-100819-05Y-0.934-1.000	---	---	---	---	---	---	---	---	---
4,030,827	1,000.00	4.75	Actual/Actual	17/04/2019	5	---	17/04	4.75	1	GGB-FXD-170419-05Y-4.750-1.000	---	---	---	---	---	---	---	---	---
2,089,066	1,000.00	3.38	Actual/Actual	17/07/2017	3	---	17/07	3.38	1	GGB-FXD-170717-03Y-3.375-1.000	---	---	---	---	---	---	---	---	---

Government Bonds Notes

Transactions Volume = (Pieces) * (Nominal Price). Transactions Value = (Pieces) * (Nominal Price) * (price %) + (Accrued interest).

The Value of current coupon for the issues with NV 0.01 euro refers to NV 100 euros

FLR: Floating Interest Rate.

[1] - The Expiration Date of the interest bearing period and the Date for coupon payment.

Bonds in Circulation	Currency / Min nominal traded Value	Coupons Payment Date	Current Coupon Value	Note	Coupon Attached	Trading Unit	Issue Date	Duration (years)	Today's Interest	A.I.C in days	Bonds	Last price of previous days	Last Outcry in Cash (euro) Price	Buy / Sell	Date	Trades in Pieces	Life min	Life Max	
Bonds of International Organizations																			
1,000,000	EUR / 1000	21/07	---	---	9	1	21/07/2006	10	5.0 FLR	360	EUROPEAN INVESTMENT BANK BOND	97.50	16/04/2007	---	---	---	---	---	
Corporate Bonds in Foreign Currency and Euro																			
103,746	GBP / 10	01/12	0.25	---	56	1	01/12/1930	98	2.5	360	National Mortgage Bank	2.27	05/02/1996	2.27	S	05/02/1996	---	2.27	2.27
0	GBP / 10	01/12	0.25	---	58	1	01/12/1928	100	2.5	360	National Mortgage Bank	---	---	---	---	---	---	---	---

Government Bonds Notes

A.I.C: Accrued Interest Calculation base.

FLR: Floating Interest Rate.

The minimum tradeable Nominal Value for all Demeterialised Government Titles is 100 Euros.

State Banks Bonds (one year maturity)

Number Listed Bonds	Nominal value	Initial Rate	Current Rate	Annual Interest	Issue Date	Note	State Banks Bonds	Trading Unit	Yearly Renewals	Last Outcry in Cash (euro)		Volume
										Price	Buy / Sell	
2,446	1,182.96	4.90	2.47	29.69	31/05/2008	---	H.I.D.B.	1	7	---	---	---

Bonds Notes

The annual renewal of H.I.D.B. Bonds is free of taxes (net rate).
For Bonds issue until 30/01/2015 the accrued interest is capitalized.

Athex & ATHEXClear Members List

Member Name	Stock Market			Derivatives Market			ATHEXClear Member					
	Address	Phone	Fax	Market Member	Remote Member	Market Maker	Proprietary	Market Maker	Agent	General Clearing	Direct Clearing	Non Clearing
A. SARRIS SECURITIES S.A.				a								
6, DRAGATSANIOU STR. ATHINA	(210)-3367700	(210)-3312324										
AGRICULTURAL BANK OF GREECE S.A.								a			a	
, 23 PANEPISTIMIOU ATHINA	(210)-3298400	(210)-3298322										
ALPHA FINANCE INVESTMENT SERVICES S.A.				a		a		a			a	
5, MERLIN STR. ATHINA	(210)-3677400	(210)-3311193										
ALPHA BANK A.E.							a			a		
40, STADIOU STR ATHINA	(210)-3260000	(210)-3264116										
	(210)-3265546	(210)-3265811										
ARGUS STOCKBROKERS LTD				a	a							
12-14, KENNEDY AVE. S. 303 NICOSIA	(+35722)-22717000	(+35722)-22717070										
ATHENAIKI BROKERAGE FIRM S.A.				a								
33, STADIOU STR. ATHINA	(210)-3254764	(210)-3254767										
ATLANTIC SECURITIES LIMITED				a	a							
37, PRODROMOU STR. NICOSIA	(+35722)-445400	(+35722)-661914										
ATLAS SECURITIES S.A				a			a					a
14 - 16, VERVENON STR.& 125 MICHALAKOPOULOU STR. ATHINA	(210)-3363300	(210)-3238925										
ATTICA BANK S.A.										a		
54, AKADIMIAS STR. ATHINA	(210)-3390757	(210)-3646090										
23, OMIROU STR. ATHINA	(210)-3669000	(210)-3669410										
AXIA VENTURES GROUP LTD				a	a							
10, G. KRANIDIOTI NICOSIA	+357 22 742000	+357 22 742001										
AXON SECURITIES S.A.				a			a					a
48, STADIOU ATHINA	(210)-3363800	(210)-3243903										
BANK OF CYPRUS PUBLIC COMPANY LTD										a		
, 51, STASINOU (AG. PARASKEVI, STROVOLOS) NICOSIA	(0035722)-121883	(0035722)-336258										
170, ALEXANDRAS AVE ATHINA	(210)-6477708	(210)-6477709										
BETA SECURITIES S.A.				a		a	a	a			a	
, BRAILA & 29 ALEXANDRAS AVE ATHINA	(210)-6478900	(210)-6410139										
BNP PARIBAS SECURITIES SERVICES										a		
94, VAS. SOFIAS AVE ATHINA	(210)-7468500	(210)-7468579										
CAPITAL SECURITIES S.A.				a			a					a
58, MITROPOLEOS STR. ATHINA	(210)-3369700	(210)-3369820										
CFS SECURITIES & INVESTMENT SERVICES S.A.				a		a			a		a	
3, STADIOU STR. ATHINA	(210)-3360800	(210)-3311854										
CITIGROUP GLOBAL MARKET LTD				a	a							
, CITIGROUP CENTRE, CANADA SQUARE, CANARY WHART LONDON	002079864000	002079862266										
CO-OPERATIVE CENTRAL BANK LTD					a							
8, GRIGORI AFXENTIOU STR. NICOSIA	(+35722)-743300	(+35722)-672083										
CREDIT AGRICOLE CHEUVREUX S.A.					a							
, 9 QUAI PAUL DOUMER PARIS	33 (0) 1 41 89 70 00											
CREDIT SUISSE SECURITIES (EUROPE) LIMITED				a	a							
, ONE CABOT SQUARE LONDON	+44 20 7888 8888	+44 20 7888 1600										
CYCLOS SECURITIES S.A.				a		a	a				a	
39, PANEPISTIMIOU STR. ATHINA	(210)-3364300	(210)-3239122										
D.A. TSEKOURAS SEC. S.A.				a								
, PESMAZOGLOY 3	(210)-3214406	(210)-3211997										
DEUTSCHE BANK A.G.				a	a							
70, THEODOR-HEUSS-ALLEE FRANKFURT	0049 69 910 00	0049 69 910 34 225										
DYNAMIC SECURITIES				a					a		a	
6 - 10, CHAR. TRIKOUPH STR. ATHINA	(210)-3677700	(210)-3677777										
EL. PETROPOULAKIS SECURITIES S.A.				a					a			a
9, ARISTIDOU STR. ATHINA	(210)-3213928	(210)-3216810										
EUROBANK EQUITIES S.A.				a		a		a			a	
10, FILELLINON STR. ATHINA	(210)-3720000	(210)-3720001										
EUROBANK ERGASIAS S.A.										a		
8, OTHONOS STR. ATHINA	(210)-3337000	(210)-3233866										
	(210)-3337969	(210)-3245916										
EUROCORP SECURITIES S.A.				a			a				a	
14, FILIKIS ETAIRIAS SQ. ATHINA	(210)-7263500	(210)-7263666										
EUOTRUST BROKERAGE S.A.				a								
13-15, SOPHOCLEOUS STR. ATHINA	(210)-3363100	(210)-3238334										

Athex & ATHEXClear Members List

Member Name	Stock Market			Derivatives Market			ATHEXClear Member					
	Address	Phone	Fax	Market Member	Remote Member	Market Maker	Proprietary	Market Maker	Agent	General Clearing	Direct Clearing	Non Clearing
EUROXX SECURITIES S.A.				a			a				a	
7, PALAIOLOGOU STR. CHALANDRI	(210)-6879400	(210)-6879401										
G.A. PERVANAS SECURITIES & INVESTMENT SERVICES CO S.A.				a			a					a
7 - 9, SOPHOCLEOUS STR. ATHINA	(210)-3251875	(210)-3210291										
GLOBAL CAPITAL SECURITIES AND FINANCIAL SERVICES LTD				a	a							
5, LEMESOU AVE. LEMESOS CYPRUS	(+35722)-710710	(+35722)-339332										
GUARDIAN TRUST SECURITIES S.A				a		a	a					a
15, FILELLINON STR. ATHINA	(210)-3220402	(210)-3220498										
HELLENIC AMERICAN SEC. S.A.				a			a					
6, EVRIPIDOU STR. ATHINA	(210)-3311100	(210)-3215968										
HELLENIC BANK (INVESTMENTS) LTD				a	a							
31, KYRIAKOY MATSI AVE. NICOSIA	(+35722)-500100	(+35722)-500110										
HSBC BANK PLC										a		
109-111, MESOGION AVE ATHINA	(210)-6961507	(210)-6929310										
INDEX SECURITIES S.A.				a								
6, DRAGATSANIOU STR. ATHINA	(210)-3213920	(210)-3213216										
INTERSEC S.A.							a				a	
80-88, SYGROU AVE ATHINA	(210)-9203000	(210)-9203052										
INVESTMENT BANK OF GREECE S.A.				a		a		a		a		
24B, KIFISSIAS AVE MAROUSI	(210)-8171800	(210)-8171889										
32, AIGEIALIAS MAROUSI	(210) 8173000	(210) 8173101										
J. CHR. MAVRIKIS SECURITIES S.A.				a								
5, SOPHOCLEOUS STR. ATHINA	(210)-3213949	(210)-3217767										
KAPPA SECURITIES S.A.				a			a					a
15, VALAORITOU STR. ATHINA	(210)-3610371	(210)-3641002										
KYPROU SECURITIES S.A.						a	a					a
26, HALKIDONOS & FIDIPIPIDOY STR. ATHINA	(210)-8701000	(210)-8701049										
LAIKI FINANCIAL SERVICES LTD				a	a							
26, CLR HOUSE, VIRONOS AVE. NICOSIA	(+35722)-898600	(+35722)-680953										
LEON DEPOLAS SECURITIES S.A.				a					a			a
1, CHR. LADA STR. ATHINA	(210)-3213286	(210)-3211618										
MAGNA TRUST SECURITIES S.A				a					a			a
9, FIDIOU STR. ATHINA	(210)-3327503	(210)-3327599										
MEGA EQUITY SECURITIES & FINANCIAL SERVICES LTD				a	a							
42-44, GRIBA DIGENI AV. NICOSIA	(+35722)-711711	(+35722)-711811										
MERIT SECURITIES S.A				a		a	a				a	
38, VAS. KONSTANTINOY STR. ATHINA	(210)-3671800	(210)-3671830										
MERRILL LYNCH				a	a							
2, KING EDWARD STREET LONDON	(+4420)-79952000	(+4420)-79954525										
MIDAS BROKERAGE S.A.				a								
5, SOPHOCLEOUS STR. ATHINA	(210)-3253203	(210)-3253205										
N. CHRYSOCHOIDIS STOCK BROKERAGE I.S.S.A.				a					a		a	
7 - 9, SOPHOCLEOUS STR. ATHINA	(210)-3213913	(210)-3216115										
N. SARROS SECURITIES S.A.							a					
7-9, SOPHOCLEOUS STR. ATHINA	(210)-3705600	(210)-3219992										
NATIONAL BANK OF GREECE S.A.				a				a		a		
68, AKADIMIAS STR. ATHINA	(210)-3328817	(210)-3328678										
86, AIOLOU STR. ATHINA	(210)-3341000	(210)-3228187										
NBG SECURITIES S.A.				a		a		a				a
68, AKADIMIAS STR. ATHINA	(210)-3328500	(210)-3328565										
NEW PROTON BANK S.A.							a				a	
20, ESLIN & AMALIADOS ATHINA	210 6970000	210 6970111										
NUNTIUS SECURITIES S.A				a					a			a
6, DRAGATSANIOU STR. ATHINA	(210)-3350599	(210)-3254846										
PANTELAKIS SEC. S.A.				a			a					a
109-111, MESOGION AVE. ATHINA	(210)-6965000	(210)-6929550										
PEGASUS BROKERAGE FIRM S.A				a			a					
17, VALAORITOU STR. ATHINA	(210)-3670700	(210)-3670760										
PIRAEUS BANK S.A.				a					a	a		
4, AMERIKIS STR. ATHINA	(210)-3335000	(210)-3335079										
4, AMERIKIS STR ATHINA	(210)-3335918	(210)-3254207										
PIRAEUS SECURITIES S.A.				a				a			a	
10, STADIOU STR. ATHINA	(210)-3354100	(210)-3233814										

Athex & ATHEXCclear Members List

Member Name	Stock Market			Derivatives Market			ATHEXCclear Member					
	Address	Phone	Fax	Market Member	Remote Member	Market Maker	Proprietary	Market Maker	Agent	General Clearing	Direct Clearing	Non Clearing
PRELIUM SECURITIES & INVESTMENT SERVICES S.A.				a			a					a
, KIFISSIAS AVE & 1 DAVAKI STR ATHINA	(210)-3677000	(210)-6920403										
PROCHOICE SECURITIES LTD				a	a							
57, SPYROU KYPRIANOY NICOSIA	+357-24-661192	+357-24-662464										
SHARELINK SECURITIES & FINANCIAL SERVICES LTD				a	a							
6, ELLINAS HOUSE, THEOTOKI STR. NICOSIA	(+35722)-554200	(+35722)-750852										
SOCIETE GENERALE S.A.				a	a		a					
17, COURS VALMY PUTEAUX - LA DEFENSE PARIS	(+33) 142134754	(+33) 142135697										
240-242, KIFISSIAS AVE ATHINA	(210)-6790161	(210)-6728828										
SOLIDUS SECURITIES S.A				a			a				a	
64, LOUIZIS RIANKOUR STR. ATHINA	(210)-6925500	(210)-6985421										
ST. EM. LAVRENTAKIS SECURITIES S.A.				a			a					a
7 - 9, SOPHOCLEOUS STR. ATHINA	(210)-3213336	(210)-3246572										
THE CYPRUS INVESTMENT AND SECURITIES CORPORATION LIMITED (CISCO)				a	a							
4, EVROU STR. (EUROLIFE HOUSE) NICOSIA	(+35722)-881800	(+35722)-881801										
UBS LIMITED				a	a							
1, FINSBURY AVENUE LONDON	(+4420)-79013333	(+4420)-79012345										
KARAMANOF SECURITIES & INV. SERVICES S.A.				a					a		a	
2, SQ. ST THEODORON ATHINA	(210)-3212947	(210)-3217088										

List of Stocks under Market Making operations

Securities Market Maker	Stock Category	
	Start Market Making	End Market Making
CYPRUS POPULAR BANK (CR)	Suspension Status	
PIRAEUS SECURITIES S.A.	02/02/2013	01/01/2400
VIOHALCO (CB)	Suspension Status	
ALPHA FINANCE INVESTMENT SERVICES S.A.	11/02/2013	01/01/2400
EUROBANK EQUITIES S.A.	20/01/2013	01/01/2400
MERIT SECURITIES S.A.	13/12/2012	01/01/2400
ALPHA BANK (CR)	Main Market	
EUROBANK EQUITIES S.A.	24/10/2012	01/01/2400
HELLENIC AMERICAN SEC. S.A.	25/07/2014	01/01/2400
INVESTMENT BANK OF GREECE S.A.	08/01/2013	01/01/2400
MERIT SECURITIES S.A.	03/09/2013	01/01/2400
NBG SECURITIES S.A.	15/01/2013	01/01/2400
PIRAEUS SECURITIES S.A.	28/05/2013	01/01/2400
ALUMIL (CR)	Main Market	
BETA SECURITIES S.A.	18/07/2013	01/01/2400
ATTICA BANK S.A. (CR)	Main Market	
BETA SECURITIES S.A.	02/06/2014	01/01/2400
EUROBANK EQUITIES S.A.	25/07/2014	01/01/2400
HELLENIC AMERICAN SEC. S.A.	25/07/2014	01/01/2400
BYTE COMPUTER SA (CR)	Main Market	
MERIT SECURITIES S.A.	04/08/2013	01/01/2400
CC HBC AG (CR)	Main Market	
EUROBANK EQUITIES S.A.	23/10/2013	01/01/2400
NBG SECURITIES S.A.	29/04/2013	01/01/2400
ELLAKTOR (CR)	Main Market	
EUROBANK EQUITIES S.A.	01/06/2013	01/01/2400
INVESTMENT BANK OF GREECE S.A.	02/01/2013	01/01/2400
NBG SECURITIES S.A.	25/06/2013	01/01/2400
ELTECH ANEMOS S.A. (CR)	Main Market	
EUROBANK EQUITIES S.A.	22/07/2014	01/01/2400
ELTON SA (CR)	Main Market	
BETA SECURITIES S.A.	03/09/2013	01/01/2400
EUROBANK ERGASIAS (CR)	Main Market	
ALPHA FINANCE INVESTMENT SERVICES S.A.	08/01/2013	01/01/2400
EUROBANK EQUITIES S.A.	01/06/2013	01/01/2400
HELLENIC AMERICAN SEC. S.A.	25/07/2014	01/01/2400
INVESTMENT BANK OF GREECE S.A.	08/01/2013	01/01/2400
PIRAEUS SECURITIES S.A.	28/09/2013	01/01/2400
EUROCONSULTANTS S.A. (CR)	Main Market	
EUROBANK EQUITIES S.A.	22/07/2014	01/01/2400
FOLLI FOLLIE (CR)	Main Market	
NBG SECURITIES S.A.	17/02/2014	01/01/2400
FRIGOGLASS SA (CR)	Main Market	
EUROBANK EQUITIES S.A.	27/10/2014	01/01/2400
GEK TERNA (CR)	Main Market	
INVESTMENT BANK OF GREECE S.A.	02/01/2013	01/01/2400
GR. SARANTIS SA (CR)	Main Market	
BETA SECURITIES S.A.	14/05/2013	01/01/2400
HELLENIC EXCHANGES-A.S.E. (CR)	Main Market	
EUROBANK EQUITIES S.A.	01/06/2013	01/01/2400
HELLENIC AMERICAN SEC. S.A.	01/09/2014	01/01/2400
INVESTMENT BANK OF GREECE S.A.	02/01/2013	01/01/2400
NBG SECURITIES S.A.	25/06/2013	01/01/2400
INTRACOM CONSTR. (CR)	Main Market	
MERIT SECURITIES S.A.	27/12/2012	01/01/2400
INTRALOT (CR)	Main Market	
EUROBANK EQUITIES S.A.	01/06/2013	01/01/2400
INVESTMENT BANK OF GREECE S.A.	02/01/2013	01/01/2400
PIRAEUS SECURITIES S.A.	28/09/2013	01/01/2400
KRETA FARM SA (CR)	Main Market	
EUROBANK EQUITIES S.A.	17/11/2014	01/01/2400
LAMDA DEVELOPMENT SA (CR)	Main Market	
EUROBANK EQUITIES S.A.	08/12/2014	01/01/2400
MARFIN INVESTMENT GROUP (CR)	Main Market	
HELLENIC AMERICAN SEC. S.A.	25/07/2014	01/01/2400
PIRAEUS SECURITIES S.A.	02/02/2013	01/01/2400
MLS MULTIMEDIA SA (CR)	Main Market	
BETA SECURITIES S.A.	18/07/2013	01/01/2400

List of Stocks under Market Making operations

Securities Market Maker	Stock Category	
	Start Market Making	End Market Making
MOTOR OIL (CR)	Main Market	
EUROBANK EQUITIES S.A.	23/10/2012	01/01/2400
HELLENIC AMERICAN SEC. S.A.	01/09/2014	01/01/2400
NBG SECURITIES S.A.	17/02/2014	01/01/2400
MYTILINEOS HOLDINGS (CR)	Main Market	
HELLENIC AMERICAN SEC. S.A.	25/07/2014	01/01/2400
INVESTMENT BANK OF GREECE S.A.	02/01/2013	01/01/2400
NBG SECURITIES S.A.	25/06/2013	01/01/2400
NATIONAL BANK (CR)	Main Market	
ALPHA FINANCE INVESTMENT SERVICES S.A.	08/01/2013	01/01/2400
EUROBANK EQUITIES S.A.	24/10/2012	01/01/2400
HELLENIC AMERICAN SEC. S.A.	25/07/2014	01/01/2400
INVESTMENT BANK OF GREECE S.A.	08/01/2013	01/01/2400
MERIT SECURITIES S.A.	03/09/2013	01/01/2400
NBG SECURITIES S.A.	28/02/2013	01/01/2400
PIRAEUS SECURITIES S.A.	08/09/2013	01/01/2400
OPAP (CR)	Main Market	
ALPHA FINANCE INVESTMENT SERVICES S.A.	08/01/2013	01/01/2400
EUROBANK EQUITIES S.A.	24/10/2012	01/01/2400
HELLENIC AMERICAN SEC. S.A.	25/07/2014	01/01/2400
INVESTMENT BANK OF GREECE S.A.	08/01/2013	01/01/2400
NBG SECURITIES S.A.	15/01/2013	01/01/2400
OTE (CR)	Main Market	
ALPHA FINANCE INVESTMENT SERVICES S.A.	08/01/2013	01/01/2400
EUROBANK EQUITIES S.A.	24/10/2012	01/01/2400
HELLENIC AMERICAN SEC. S.A.	25/07/2014	01/01/2400
INVESTMENT BANK OF GREECE S.A.	08/01/2013	01/01/2400
NBG SECURITIES S.A.	01/12/2012	01/01/2400
PIRAEUS SECURITIES S.A.	08/09/2013	01/01/2400
PAPOUTSANIS (CR)	Main Market	
BETA SECURITIES S.A.	25/11/2013	01/01/2400
PETROPOULOS PETROS (CR)	Main Market	
BETA SECURITIES S.A.	28/05/2013	01/01/2400
PIRAEUS BANK (CR)	Main Market	
EUROBANK EQUITIES S.A.	23/10/2012	01/01/2400
HELLENIC AMERICAN SEC. S.A.	25/07/2014	01/01/2400
INVESTMENT BANK OF GREECE S.A.	08/01/2013	01/01/2400
MERIT SECURITIES S.A.	16/09/2013	01/01/2400
NBG SECURITIES S.A.	02/06/2013	01/01/2400
PIRAEUS SECURITIES S.A.	16/02/2013	01/01/2400
PLAISIO COMPUTERS SA (CR)	Main Market	
BETA SECURITIES S.A.	05/05/2014	01/01/2400
PPC (CR)	Main Market	
ALPHA FINANCE INVESTMENT SERVICES S.A.	08/01/2013	01/01/2400
EUROBANK EQUITIES S.A.	23/10/2012	01/01/2400
HELLENIC AMERICAN SEC. S.A.	01/09/2014	01/01/2400
INVESTMENT BANK OF GREECE S.A.	08/01/2013	01/01/2400
NBG SECURITIES S.A.	26/03/2013	01/01/2400
PIRAEUS SECURITIES S.A.	28/09/2013	01/01/2400
PROFILE SA (CR)	Main Market	
EUROBANK EQUITIES S.A.	23/06/2014	01/01/2400
REDS S.A. (CR)	Main Market	
EUROBANK EQUITIES S.A.	05/09/2014	01/01/2400
S.KANAKIS SA (CR)	Main Market	
BETA SECURITIES S.A.	01/10/2013	01/01/2400
TITAN CEMENT (CR)	Main Market	
EUROBANK EQUITIES S.A.	23/10/2012	01/01/2400
NBG SECURITIES S.A.	17/02/2014	01/01/2400
VIOHALCO SA/NV (CB)	Main Market	
ALPHA FINANCE INVESTMENT SERVICES S.A.	17/02/2014	01/01/2400
MERIT SECURITIES S.A.	17/03/2014	01/01/2400

Equity Investment Instruments Acknowledgements

Portfolio Investments Company Name	NAV per Share	Share Price	Premium/ Discount
AEOLIAN INVESTMENT FUND S.A.	1.13	0.70	-38.05%
ALPHA TRUST ANDROMEDA SA	21.23	19.06	-10.42%

Acknowledgements Notes

According to the Decision of the Capital Market Commission 4/278/12.08.2003 Portfolio Investment Companies are required to notify the Athens Exchange on the 10th, 20th and last working day of each month the Net Asset Value (NAV) of their shares as well as Premium or Discount in relation to their market value.

Underlying Asset				Derivatives Market														
Price max	Price min	Closing price	change	Delivery Month	Open price	Price max	Price min	Last price	Closing price	Last Bid	Last Ask	Settlement price	Life high	Life low	Trades	Volume	Open Interest	
FTSE/Athex Large Cap				(Trade Unit: 1 Index Point x 5€, Cash Settlement)														
255.16	225.67	253.78	12.46%	February 2015	227.75	254.00	226.75	252.25	252.25	---	---	253.00	332.75	---	2,748	27,509	45,479	
				March 2015	225.25	253.75	225.25	253.50	253.50	---	---	252.50	---	328.00	---	125	716	1,162
				April 2015	---	---	---	---	226.50	---	---	---	---	---	---	---	---	
				June 2015	---	---	---	---	226.25	---	---	---	---	---	---	---	---	
				September 2015	---	---	---	---	226.00	---	---	---	---	---	---	---	---	
				December 2015	---	---	---	---	227.00	---	---	---	---	---	---	---	---	

Underlying Asset				Derivatives Market													
Price max	Price min	Closing price	change	Delivery Month	Open price	Price max	Price min	Last price	Closing price	Last Bid	Last Ask	Settlement price	Life high	Life low	Trades	Volume	Open Interest
ALPHA BANK (CR)				(Contract Size: 100 Securities, Physical Delivery)													
0.388	0.351	0.376	13.94%	March 2015	0.357	0.380	0.353	0.376	0.376	---	---	0.377	0.555	---	632	14,168	38,265
				June 2015	---	---	---	---	0.333	---	---	0.393	---	0.363	---	---	300
				September 2015	---	---	---	---	0.334	---	---	---	---	---	---	---	---
				December 2015	---	---	---	---	0.336	---	---	---	---	---	---	---	---
CC HBC AG (CR)				(Contract Size: 100 Securities, Physical Delivery)													
15.00	14.53	15.00	5.56%	March 2015	14.43	14.87	14.43	14.87	14.87	---	---	14.96	17.10	---	9	9	250
				June 2015	---	---	---	---	14.32	---	---	---	---	---	---	---	---
				September 2015	---	---	---	---	14.04	---	---	---	---	---	---	---	---
				December 2015	---	---	---	---	14.11	---	---	---	---	---	---	---	---
CORINTH PIPEWORKS SA (CR)				(Contract Size: 100 Securities, Physical Delivery)													
0.949	0.820	0.908	11.00%	March 2015	0.924	0.924	0.880	0.899	0.899	---	---	0.886	1.01	---	10	33	407
				June 2015	---	---	---	---	0.824	---	---	1.08	---	0.999	---	---	75
				September 2015	---	---	---	---	0.828	---	---	---	---	---	---	---	---
				December 2015	---	---	---	---	0.832	---	---	---	---	---	---	---	---
ELLAKTOR (CR)				(Contract Size: 100 Securities, Physical Delivery)													
2.19	1.92	2.17	17.30%	March 2015	1.96	2.12	1.96	2.11	2.11	---	---	2.11	2.75	---	99	517	1,776
				June 2015	---	---	---	---	1.86	---	---	---	---	---	---	---	---
				September 2015	---	---	---	---	1.87	---	---	---	---	---	---	---	---
				December 2015	---	---	---	---	1.88	---	---	---	---	---	---	---	---
EUROBANK ERGASIAS (CR)				(Contract Size: 100 Securities, Physical Delivery)													
0.156	0.134	0.149	18.25%	March 2015	0.130	0.154	0.130	0.150	0.150	---	---	0.152	0.267	---	383	15,782	70,390
				June 2015	---	---	---	---	0.127	---	---	0.159	---	0.277	---	---	320
				September 2015	---	---	---	---	0.128	---	---	---	---	---	---	---	---
				December 2015	---	---	---	---	0.128	---	---	---	---	---	---	---	---
EYDAP S.A. (CR)				(Contract Size: 100 Securities, Physical Delivery)													
6.45	6.10	6.30	6.78%	March 2015	5.90	6.25	5.90	6.25	6.25	---	---	6.25	6.43	---	10	18	156
				June 2015	---	---	---	---	5.56	---	---	---	---	---	---	---	---
				September 2015	---	---	---	---	5.54	---	---	---	---	---	---	---	---
				December 2015	---	---	---	---	5.57	---	---	---	---	---	---	---	---
FOLLI FOLLIE (CR)				(Contract Size: 100 Securities, Physical Delivery)													
31.10	29.20	30.85	6.75%	March 2015	29.74	30.75	29.70	30.75	30.75	---	---	30.49	30.75	---	52	105	268
				June 2015	---	---	---	---	29.12	---	---	29.32	---	23.52	---	---	2
				September 2015	---	---	---	---	29.27	---	---	---	---	---	---	---	---
				December 2015	---	---	---	---	29.41	---	---	---	---	---	---	---	---
FRIGOGLASS SA (CR)				(Contract Size: 100 Securities, Physical Delivery)													
1.79	1.73	1.78	6.59%	March 2015	1.70	1.80	1.70	1.80	1.80	---	---	1.76	2.02	---	4	9	356
				June 2015	---	---	---	---	1.68	---	---	---	---	---	---	---	---
				September 2015	---	---	---	---	1.69	---	---	---	---	---	---	---	---
				December 2015	---	---	---	---	1.70	---	---	---	---	---	---	---	---

Underlying Asset				Derivatives Market													
Price max	Price min	Closing price	change	Delivery Month	Open price	Price max	Price min	Last price	Closing price	Last Bid	Last Ask	Settlement price	Life high	Life low	Trades	Volume	Open Interest
GEK TERNA (CR)				(Contract Size: 100 Securities, Physical Delivery)													
2.31	2.02	2.26	13.57%	March 2015	2.05	2.24	2.04	2.23	2.23	---	---	2.21	2.80	---	83	418	7,143
				June 2015	---	---	---	---	2.01	---	---	2.21	---	2.73	---	---	---
				September 2015	---	---	---	---	2.02	---	---	---	---	---	---	---	---
				December 2015	---	---	---	---	2.03	---	---	---	---	---	---	---	---
GRIVALIA PROPERTIES (CR)				(Contract Size: 100 Securities, Physical Delivery)													
8.03	7.80	7.90	2.60%	March 2015	7.95	7.95	7.83	7.89	7.89	---	---	7.77	8.45	---	23	63	253
				June 2015	---	---	---	---	7.58	---	---	---	---	---	---	---	---
				September 2015	---	---	---	---	7.62	---	---	---	---	---	---	---	---
				December 2015	---	---	---	---	7.66	---	---	---	---	---	---	---	---
HELLENIC EXCHANGES-A.S.E. (CR)				(Contract Size: 100 Securities, Physical Delivery)													
6.09	5.20	5.80	14.85%	March 2015	5.12	6.00	5.12	5.83	5.83	---	---	5.96	6.30	---	119	375	1,815
				June 2015	---	---	---	---	5.00	---	---	5.88	---	---	---	---	---
				September 2015	---	---	---	---	5.02	---	---	---	---	---	---	---	---
				December 2015	---	---	---	---	5.05	---	---	---	---	---	---	---	---
HELLENIC PETROLEUM (CR)				(Contract Size: 100 Securities, Physical Delivery)													
4.15	3.95	4.12	6.74%	March 2015	3.83	4.15	3.83	4.10	4.10	---	---	4.10	4.75	---	64	205	3,686
				June 2015	---	---	---	---	3.89	---	---	---	---	---	---	---	---
				September 2015	---	---	---	---	3.76	---	---	---	---	---	---	---	---
				December 2015	---	---	---	---	3.78	---	---	---	---	---	---	---	---
INTRALOT (CR)				(Contract Size: 100 Securities, Physical Delivery)													
1.52	1.36	1.50	13.64%	March 2015	1.41	1.51	1.41	1.51	1.51	---	---	1.47	1.51	---	29	286	596
				June 2015	---	---	---	---	1.33	---	---	---	---	---	---	---	---
				September 2015	---	---	---	---	1.34	---	---	---	---	---	---	---	---
				December 2015	---	---	---	---	1.34	---	---	---	---	---	---	---	---
JUMBO SA (CR)				(Contract Size: 100 Securities, Physical Delivery)													
10.89	9.24	10.57	17.58%	March 2015	9.33	10.67	9.28	10.49	10.49	---	---	10.57	10.90	---	97	256	845
				June 2015	---	---	---	---	9.06	---	---	---	---	---	---	---	---
				September 2015	---	---	---	---	9.10	---	---	---	---	---	---	---	---
				December 2015	---	---	---	---	8.97	---	---	---	---	---	---	---	---
MARFIN INVESTMENT GROUP (CR)				(Contract Size: 100 Securities, Physical Delivery)													
0.180	0.167	0.180	11.80%	March 2015	0.156	0.179	0.156	0.177	0.177	---	---	0.177	0.250	---	86	1,120	27,451
				June 2015	---	---	---	---	0.162	---	---	---	---	---	---	---	---
				September 2015	---	---	---	---	0.163	---	---	---	---	---	---	---	---
				December 2015	---	---	---	---	0.164	---	---	---	---	---	---	---	---
METKA (CR)				(Contract Size: 100 Securities, Physical Delivery)													
10.00	9.20	10.00	8.70%	March 2015	9.26	9.97	9.26	9.97	9.97	---	---	9.78	9.97	---	57	168	403
				June 2015	---	---	---	---	9.27	---	---	---	---	---	---	---	---
				September 2015	---	---	---	---	9.02	---	---	---	---	---	---	---	---
				December 2015	---	---	---	---	9.06	---	---	---	---	---	---	---	---

Underlying Asset				Derivatives Market													
Price max	Price min	Closing price	change	Delivery Month	Open price	Price max	Price min	Last price	Closing price	Last Bid	Last Ask	Settlement price	Life high	Life low	Trades	Volume	Open Interest
MOTOR OIL (CR)																	
(Contract Size: 100 Securities, Physical Delivery)																	
7.10	6.32	7.10	14.52%	March 2015	6.40	7.07	6.40	7.04	7.04	---	---	7.05	7.07	---	46	239	415
				June 2015	---	---	---	---	6.25	---	---	7.05	---	---	---	---	---
				September 2015	---	---	---	---	6.08	---	---	---	---	---	---	---	---
				December 2015	---	---	---	---	6.11	---	---	---	---	---	---	---	---
MYTILINEOS HOLDINGS (CR)																	
(Contract Size: 100 Securities, Physical Delivery)																	
6.28	5.65	6.12	11.27%	March 2015	5.59	6.24	5.59	6.13	6.13	---	---	6.19	6.24	---	205	583	3,531
				June 2015	---	---	---	---	5.54	---	---	6.29	6.43	---	---	---	---
				September 2015	---	---	---	---	5.57	---	---	6.40	5.52	---	---	---	---
				December 2015	---	---	---	---	5.60	---	---	---	---	---	---	---	---
NATIONAL BANK (CR)																	
(Contract Size: 100 Securities, Physical Delivery)																	
1.28	1.07	1.22	20.79%	March 2015	1.03	1.24	1.03	1.20	1.20	---	---	1.20	1.90	---	1,022	22,394	18,765
				June 2015	---	---	---	---	1.02	---	---	1.23	2.10	---	---	---	50
				September 2015	---	---	---	---	1.02	---	---	---	---	---	---	---	---
				December 2015	---	---	---	---	1.03	---	---	---	---	---	---	---	---
OPAP (CR)																	
(Contract Size: 100 Securities, Physical Delivery)																	
9.30	8.13	9.13	14.12%	March 2015	8.16	9.22	8.06	9.15	9.15	---	---	9.21	10.50	---	337	1,288	1,574
				June 2015	8.27	8.27	8.27	8.27	8.27	---	---	9.24	8.59	---	1	30	30
				September 2015	8.82	8.82	8.68	8.68	8.68	---	---	9.41	8.82	---	3	30	30
				December 2015	---	---	---	---	7.89	---	---	---	---	---	---	---	---
OTE (CR)																	
(Contract Size: 100 Securities, Physical Delivery)																	
9.10	8.08	8.88	14.88%	March 2015	7.88	9.02	7.88	8.87	8.87	---	---	8.97	10.09	---	591	2,950	5,172
				June 2015	8.23	8.58	8.23	8.58	8.58	---	---	8.97	10.57	---	2	20	10
				September 2015	---	---	---	---	7.83	---	---	---	---	---	---	---	---
				December 2015	---	---	---	---	7.87	---	---	---	---	---	---	---	---
P.P.A. S.A. (CR)																	
(Contract Size: 100 Securities, Physical Delivery)																	
11.60	10.88	11.50	7.68%	March 2015	10.85	11.50	10.85	11.40	11.40	---	---	11.51	13.20	---	23	58	212
				June 2015	---	---	---	---	10.76	---	---	---	---	---	---	---	---
				September 2015	---	---	---	---	10.70	---	---	---	---	---	---	---	---
				December 2015	---	---	---	---	10.75	---	---	---	---	---	---	---	---
PIRAEUS BANK (CR)																	
(Contract Size: 100 Securities, Physical Delivery)																	
0.640	0.560	0.625	18.37%	March 2015	0.566	0.640	0.552	0.624	0.624	---	---	0.628	1.34	---	866	21,890	40,779
				June 2015	0.590	0.590	0.587	0.587	0.587	---	---	0.639	1.00	---	4	1,000	1,005
				September 2015	---	---	---	---	0.535	---	---	---	---	---	---	---	---
				December 2015	---	---	---	---	0.537	---	---	---	---	---	---	---	---
PPC (CR)																	
(Contract Size: 100 Securities, Physical Delivery)																	
5.80	5.20	5.69	11.13%	March 2015	5.20	5.85	5.20	5.73	5.73	---	---	5.74	7.94	---	563	2,869	4,225
				June 2015	---	---	---	---	5.16	---	---	5.77	8.06	---	---	---	---
				September 2015	---	---	---	---	5.15	---	---	---	---	---	---	---	---
				December 2015	---	---	---	---	5.18	---	---	---	---	---	---	---	---

Underlying Asset				Derivatives Market													
Price max	Price min	Closing price	change	Delivery Month	Open price	Price max	Price min	Last price	Closing price	Last Bid	Last Ask	Settlement price	Life high	Life low	Trades	Volume	Open Interest
SIDENOR (CR)				(Contract Size: 100 Securities, Physical Delivery)													
0.687	0.629	0.661	8.36%	March 2015	0.662	0.679	0.653	0.653	0.653	---	---	0.663	0.690	---	8	25	665
				June 2015	---	---	---	---	0.615	---	---	---	---	---	---	---	---
				September 2015	---	---	---	---	0.618	---	---	---	---	---	---	---	---
				December 2015	---	---	---	---	0.621	---	---	---	---	---	---	---	---
TERNA ENERGY (CR)				(Contract Size: 100 Securities, Physical Delivery)													
2.49	2.15	2.49	17.45%	March 2015	2.22	2.44	2.22	2.44	2.44	---	---	2.54	2.44	---	31	155	820
				June 2015	---	---	---	---	2.08	---	---	3.18	2.47	---	---	---	810
				September 2015	---	---	---	---	2.09	---	---	---	---	---	---	---	---
				December 2015	---	---	---	---	2.10	---	---	---	---	---	---	---	---
TITAN CEMENT (CR)				(Contract Size: 100 Securities, Physical Delivery)													
21.40	20.14	20.80	4.00%	March 2015	19.98	21.29	19.98	20.80	20.80	---	---	21.09	21.29	---	73	150	611
				June 2015	---	---	---	---	20.15	---	---	---	---	---	---	---	---
				September 2015	---	---	---	---	20.15	---	---	---	---	---	---	---	---
				December 2015	---	---	---	---	20.25	---	---	---	---	---	---	---	---
VIOHALCO SA/NV (CB)				(Contract Size: 100 Securities, Physical Delivery)													
2.43	2.20	2.43	11.98%	March 2015	2.28	2.38	2.28	2.31	2.31	---	---	2.41	2.38	---	5	5	405
				June 2015	---	---	---	---	2.19	---	---	---	---	---	---	---	---
				September 2015	---	---	---	---	2.20	---	---	---	---	---	---	---	---
				December 2015	---	---	---	---	2.21	---	---	---	---	---	---	---	---

FTSE/Athex Large Cap

(Trade Unit: 1 Index Point x 5€ - Exercise Style: European, Cash Settlement)

Call Options																Put Options																																								
Exercise Price	February 2015							March 2015							Other Months		February 2015						March 2015						Other Months		Exercise Price																									
	Open price	Price max	Price min	Last price	Closing price	Volume	Open Interest	Open price	Price max	Price min	Last price	Closing price	Volume	Open Interest	Volume	Open Interest	Open price	Price max	Price min	Last price	Closing price	Volume	Open Interest	Open price	Price max	Price min	Last price	Closing price	Volume	Open Interest		Volume	Open Interest																							
360	-	-	-	-	-	-	-	0.00	0.00	0.00	-	0.72	-	-	-	-	-	-	-	-	-	-	-	0.00	0.00	0.00	-	140.00	-	-	-	-	360																							
365	-	-	-	-	-	-	-	0.00	0.00	0.00	-	0.63	-	-	-	-	-	-	-	-	-	-	-	0.00	0.00	0.00	-	145.00	-	-	-	-	365																							
370	-	-	-	-	-	-	-	0.00	0.00	0.00	-	0.55	-	-	-	-	-	-	-	-	-	-	-	0.00	0.00	0.00	-	150.00	-	-	-	-	370																							
375	-	-	-	-	-	-	-	0.00	0.00	0.00	-	0.48	-	-	-	-	-	-	-	-	-	-	-	0.00	0.00	0.00	-	155.00	-	-	-	-	375																							
380	-	-	-	-	-	-	-	0.00	0.00	0.00	-	0.42	-	-	-	-	-	-	-	-	-	-	-	0.00	0.00	0.00	-	160.00	-	-	-	-	380																							
385	-	-	-	-	-	-	-	0.00	0.00	0.00	-	0.36	-	-	-	-	-	-	-	-	-	-	-	0.00	0.00	0.00	-	165.00	-	-	-	-	385																							
390	-	-	-	-	-	-	-	0.00	0.00	0.00	-	0.32	-	-	-	-	-	-	-	-	-	-	-	0.00	0.00	0.00	-	170.00	-	-	-	-	390																							
395	-	-	-	-	-	-	-	0.00	0.00	0.00	-	0.27	-	-	-	-	-	-	-	-	-	-	-	0.00	0.00	0.00	-	175.00	-	-	-	-	395																							
400	-	-	-	-	-	-	-	0.00	0.00	0.00	-	0.24	-	-	-	-	-	-	-	-	-	-	-	0.00	0.00	0.00	-	180.00	-	-	-	-	400																							
405	-	-	-	-	-	-	-	0.00	0.00	0.00	-	0.21	-	-	-	-	-	-	-	-	-	-	-	0.00	0.00	0.00	-	184.00	-	-	-	-	405																							
410	-	-	-	-	-	-	-	0.00	0.00	0.00	-	0.18	-	-	-	-	-	-	-	-	-	-	-	0.00	0.00	0.00	-	189.00	-	-	-	-	410																							
415	-	-	-	-	-	-	-	0.00	0.00	0.00	-	0.16	-	-	-	-	-	-	-	-	-	-	-	0.00	0.00	0.00	-	194.00	-	-	-	-	415																							
420	-	-	-	-	-	-	-	0.00	0.00	0.00	-	0.14	-	-	-	-	-	-	-	-	-	-	-	0.00	0.00	0.00	-	199.00	-	-	-	-	420																							
425	-	-	-	-	-	-	-	0.00	0.00	0.00	-	0.12	-	-	-	-	-	-	-	-	-	-	-	0.00	0.00	0.00	-	204.00	-	-	-	-	425																							
430	-	-	-	-	-	-	-	0.00	0.00	0.00	-	0.10	-	-	-	-	-	-	-	-	-	-	-	0.00	0.00	0.00	-	209.00	-	-	-	-	430																							
435	-	-	-	-	-	-	-	0.00	0.00	0.00	-	0.09	-	-	-	-	-	-	-	-	-	-	-	0.00	0.00	0.00	-	214.00	-	-	-	-	435																							
440	0.00	0.00	0.00	-	0.02	-	-	0.00	0.00	0.00	-	0.08	-	-	-	-	0.00	0.00	0.00	-	219.00	-	-	0.00	0.00	0.00	-	219.00	-	-	-	-	440																							
445	-	-	-	-	-	-	-	0.00	0.00	0.00	-	0.07	-	-	-	-	-	-	-	-	-	-	-	0.00	0.00	0.00	-	224.00	-	-	-	-	445																							
450	-	-	-	-	-	-	-	0.00	0.00	0.00	-	0.06	-	-	-	-	-	-	-	-	-	-	-	0.00	0.00	0.00	-	229.00	-	11	-	-	450																							
455	-	-	-	-	-	-	-	0.00	0.00	0.00	-	0.05	-	-	-	-	-	-	-	-	-	-	-	0.00	0.00	0.00	-	234.00	-	-	-	-	455																							
Totals:								981	4,910						0	367	0	0																269	854																872	1,176	0	0		
Number of Trades:								75							0		0																			36																	9		0	

ALPHA BANK (CR)

(Contract Size: 100 Securities, Exercise Style: American, Physical Delivery)

Exercise Price	Call Options														Put Options																		
	February 2015							March 2015							Other Months		February 2015							March 2015							Other Months		Exercise Price
	Open price	Price max	Price min	Last price	Closing price	Volume	Open Interest	Open price	Price max	Price min	Last price	Closing price	Volume	Open Interest	Volume	Open Interest	Open price	Price max	Price min	Last price	Closing price	Volume	Open Interest	Open price	Price max	Price min	Last price	Closing price	Volume	Open Interest	Volume	Open Interest	
0.100	0.000	0.000	0.000	0.230	-	-	0.000	0.000	0.000	0.230	-	-				0.000	0.000	0.000	0.001	-	-	0.000	0.000	0.000	0.001	-	-				0.001		
0.200	0.000	0.000	0.000	0.130	-	-	0.000	0.000	0.000	0.131	-	-				0.000	0.000	0.000	0.001	-	-	0.000	0.000	0.000	0.001	-	-				0.002		
0.300	0.000	0.000	0.000	0.040	-	-	0.000	0.000	0.000	0.052	-	-				0.000	0.000	0.000	0.010	-	-	0.000	0.000	0.000	0.022	-	-				0.003		
0.400	0.000	0.000	0.000	0.004	-	-	0.000	0.000	0.000	0.015	-	40				0.000	0.000	0.000	0.074	-	-	0.000	0.000	0.000	0.084	-	-				0.004		
0.500	0.000	0.000	0.000	0.003	-	-	0.000	0.000	0.000	0.003	-	-				0.000	0.000	0.000	0.170	-	-	0.000	0.000	0.000	0.173	-	-				0.005		
0.600	0.000	0.000	0.000	0.007	-	-	0.000	0.000	0.000	0.001	-	-				0.000	0.000	0.000	0.270	-	-	0.000	0.000	0.000	0.270	-	-				0.006		
0.700	0.000	0.000	0.000	0.001	-	-	0.000	0.000	0.000	0.001	-	-				0.000	0.000	0.000	0.370	-	-	0.000	0.000	0.000	0.370	-	-				0.007		
0.800	0.000	0.000	0.000	0.001	-	-	0.000	0.000	0.000	0.003	-	-				0.000	0.000	0.000	0.470	-	-	0.000	0.000	0.000	0.470	-	-				0.008		
0.900	0.000	0.000	0.000	0.001	-	-	0.000	0.000	0.000	0.001	-	-				0.000	0.000	0.000	0.570	-	-	0.000	0.000	0.000	0.570	-	-				0.009		
1.000	0.000	0.000	0.000	0.001	-	-	0.000	0.000	0.000	0.001	-	-				0.000	0.000	0.000	0.670	-	-	0.000	0.000	0.000	0.670	-	-				0.010		
1.100					-	-	0.000	0.000	0.000	0.001	-	-													0.770	-	-				0.011		
Totals:					0	0					0	40	0	0					0	0						0	0	0	0				
Number of Trades:					0						0		0						0.00						0		0						

NATIONAL BANK (CR)

(Contract Size: 100 Securities, Exercise Style: American, Physical Delivery)

Call Options																	Put Options															
Exercise Price	February 2015						March 2015						Other Months		February 2015						March 2015				Other Months		Exercise Price					
	Open price	Price max	Price min	Last price	Closing price	Volume	Open Interest	Open price	Price max	Price min	Last price	Closing price	Volume	Open Interest	Volume	Open Interest	Open price	Price max	Price min	Last price	Closing price	Volume	Open Interest	Open price	Price max	Price min		Last price	Closing price	Volume	Open Interest	Volume
0.600	0.000	0.000	0.000	0.411	-	-	0.000	0.000	0.000	0.414	-	-	0.000	0.000	0.000	0.001	-	-	0.000	0.000	0.000	0.002	-	-	0.000	0.000	0.000	0.002	-	-	0.006	
0.700	0.000	0.000	0.000	0.311	-	-	0.000	0.000	0.000	0.321	-	-	0.000	0.000	0.000	0.001	-	-	0.000	0.000	0.000	0.009	-	-	0.000	0.000	0.000	0.009	-	-	0.007	
0.800	0.000	0.000	0.000	0.216	-	-	0.000	0.000	0.000	0.237	-	-	0.000	0.000	0.000	0.006	-	-	0.000	0.000	0.000	0.025	-	-	0.000	0.000	0.000	0.025	-	-	0.008	
0.900	0.000	0.000	0.000	0.134	-	-	0.000	0.000	0.000	0.168	-	-	0.000	0.000	0.000	0.024	-	-	0.000	0.000	0.000	0.056	-	-	0.000	0.000	0.000	0.056	-	-	0.009	
1.000	0.000	0.000	0.000	0.073	-	-	0.000	0.000	0.000	0.114	-	-	0.000	0.000	0.000	0.062	-	-	0.000	0.000	0.000	0.102	-	-	0.000	0.000	0.000	0.102	-	-	0.010	
1.100	0.000	0.000	0.000	0.035	-	-	0.000	0.000	0.000	0.075	-	-	0.000	0.000	0.000	0.124	-	-	0.110	0.110	0.110	0.110	0.110	310	310	0.110	0.110	0.110	0.110	310	310	0.011
1.200	0.000	0.000	0.000	0.015	-	22	0.000	0.000	0.000	0.048	-	-	0.000	0.000	0.000	0.204	-	-	0.000	0.000	0.000	0.235	-	-	0.000	0.000	0.000	0.235	-	-	0.012	
1.300	0.000	0.000	0.000	0.006	-	-	0.000	0.000	0.000	0.030	-	20	0.000	0.000	0.000	0.295	-	-	0.000	0.000	0.000	0.317	-	-	0.000	0.000	0.000	0.317	-	-	0.013	
1.400	0.000	0.000	0.000	0.002	-	-	0.000	0.000	0.000	0.018	-	-	0.000	0.000	0.000	0.391	-	-	0.000	0.000	0.000	0.405	-	-	0.000	0.000	0.000	0.405	-	-	0.014	
1.500	0.000	0.000	0.000	0.001	-	10	0.000	0.000	0.000	0.011	-	-	0.000	0.000	0.000	0.490	-	-	0.000	0.000	0.000	0.498	-	-	0.000	0.000	0.000	0.498	-	-	0.015	
1.600	0.000	0.000	0.000	0.001	-	-	0.000	0.000	0.000	0.006	-	-	0.000	0.000	0.000	0.590	-	-	0.000	0.000	0.000	0.594	-	-	0.000	0.000	0.000	0.594	-	-	0.016	
1.700	0.000	0.000	0.000	0.003	-	-	0.000	0.000	0.000	0.004	-	-	0.000	0.000	0.000	0.690	-	-	0.000	0.000	0.000	0.692	-	-	0.000	0.000	0.000	0.692	-	-	0.017	
1.800	0.000	0.000	0.000	0.002	-	-	0.000	0.000	0.000	0.002	-	-	0.000	0.000	0.000	0.790	-	-	0.000	0.000	0.000	0.791	-	-	0.000	0.000	0.000	0.791	-	-	0.018	
1.900	0.000	0.000	0.000	0.001	-	-	0.000	0.000	0.000	0.001	-	-	0.000	0.000	0.000	0.890	-	-	0.000	0.000	0.000	0.890	-	-	0.000	0.000	0.000	0.890	-	-	0.019	
2.000	0.000	0.000	0.000	0.017	-	-	0.000	0.000	0.000	0.001	-	-	0.000	0.000	0.000	0.990	-	-	0.000	0.000	0.000	0.990	-	-	0.000	0.000	0.000	0.990	-	-	0.020	
2.200	0.000	0.000	0.000	0.007	-	-	0.000	0.000	0.000	0.001	-	-	0.000	0.000	0.000	1.19	-	-	0.000	0.000	0.000	1.19	-	-	0.000	0.000	0.000	1.19	-	-	0.022	
2.400	0.000	0.000	0.000	0.003	-	-	0.000	0.000	0.000	0.002	-	-	0.000	0.000	0.000	1.39	-	-	0.000	0.000	0.000	1.39	-	-	0.000	0.000	0.000	1.39	-	-	0.024	
2.600	0.000	0.000	0.000	0.001	-	-	0.000	0.000	0.000	0.001	-	-	0.000	0.000	0.000	1.59	-	-	0.000	0.000	0.000	1.59	-	-	0.000	0.000	0.000	1.59	-	-	0.026	
2.800	0.000	0.000	0.000	0.001	-	-	0.000	0.000	0.000	0.006	-	-	0.000	0.000	0.000	1.79	-	-	0.000	0.000	0.000	1.79	-	-	0.000	0.000	0.000	1.79	-	-	0.028	
3.000					-	-	0.000	0.000	0.000	0.004	-	-					-	-	0.000	0.000	0.000	1.99	-	-	0.000	0.000	0.000	1.99	-	-	0.030	
3.200					-	-	0.000	0.000	0.000	0.002	-	-					-	-	0.000	0.000	0.000	2.19	-	-	0.000	0.000	0.000	2.19	-	-	0.032	
3.400					-	-	0.000	0.000	0.000	0.001	-	-					-	-	0.000	0.000	0.000	2.39	-	-	0.000	0.000	0.000	2.39	-	-	0.034	
3.600					-	-	0.000	0.000	0.000	0.001	-	-					-	-	0.000	0.000	0.000	2.59	-	-	0.000	0.000	0.000	2.59	-	-	0.036	
3.800					-	-	0.000	0.000	0.000	0.001	-	-					-	-	0.000	0.000	0.000	2.79	-	-	0.000	0.000	0.000	2.79	-	-	0.038	
4.000					-	-	0.000	0.000	0.000	0.001	-	-					-	-	0.000	0.000	0.000	2.99	-	-	0.000	0.000	0.000	2.99	-	-	0.040	
4.400					-	-	0.000	0.000	0.000	0.001	-	-					-	-	0.000	0.000	0.000	3.39	-	-	0.000	0.000	0.000	3.39	-	-	0.044	
4.800					-	-	0.000	0.000	0.000	0.001	-	-					-	-	0.000	0.000	0.000	3.79	-	-	0.000	0.000	0.000	3.79	-	-	0.048	
5.200					-	-	0.000	0.000	0.000	0.001	-	-					-	-	0.000	0.000	0.000	4.19	-	-	0.000	0.000	0.000	4.19	-	-	0.052	
5.600					-	-	0.000	0.000	0.000	0.001	-	-					-	-	0.000	0.000	0.000	4.59	-	-	0.000	0.000	0.000	4.59	-	-	0.056	
Totals:						0	32					0	20	0	0			0	0				310	320	0	0						
Number of Trades:						0						0		0			0.00						2		0							

OPAP (CR)

(Contract Size: 100 Securities, Exercise Style: American, Physical Delivery)

Exercise Price	Call Options														Put Options																		
	February 2015							March 2015							Other Months		February 2015							March 2015							Other Months		Exercise Price
	Open price	Price max	Price min	Last price	Closing price	Volume	Open Interest	Open price	Price max	Price min	Last price	Closing price	Volume	Open Interest	Volume	Open Interest	Open price	Price max	Price min	Last price	Closing price	Volume	Open Interest	Open price	Price max	Price min	Last price	Closing price	Volume	Open Interest	Volume	Open Interest	
6.000	0.000	0.000	0.000		2.01	-	-	0.000	0.000	0.000		2.06	-	-			0.000	0.000	0.000		0.007	-	-	0.000	0.000	0.000		0.049	-	-			
6.400	0.000	0.000	0.000		1.63	-	-	0.000	0.000	0.000		1.72	-	-			0.000	0.000	0.000		0.023	-	-	0.000	0.000	0.000		0.099	-	-			0.064
6.800	0.000	0.000	0.000		1.27	-	-	0.000	0.000	0.000		1.40	-	-			0.000	0.000	0.000		0.060	-	-	0.000	0.000	0.000		0.179	-	-			0.068
7.200	0.000	0.000	0.000		0.944	-	-	0.000	0.000	0.000		1.11	-	-			0.000	0.000	0.000		0.137	-	-	0.000	0.000	0.000		0.295	-	-			0.072
7.600	0.000	0.000	0.000		0.669	-	-	0.000	0.000	0.000		0.866	-	-			0.000	0.000	0.000		0.261	-	-	0.000	0.000	0.000		0.448	-	-			0.076
8.000	0.000	0.000	0.000		0.447	-	-	0.000	0.000	0.000		0.659	-	-			0.000	0.000	0.000		0.439	-	-	0.000	0.000	0.000		0.640	-	-			0.080
8.400	0.000	0.000	0.000		0.287	-	-	0.000	0.000	0.000		0.496	-	-			0.000	0.000	0.000		0.680	-	-	0.000	0.000	0.000		0.876	-	-			0.084
8.800	0.000	0.000	0.000		0.175	-	-	0.000	0.000	0.000		0.367	-	-			0.000	0.000	0.000		0.968	-	-	0.000	0.000	0.000		1.15	-	-			0.088
9.200	0.000	0.000	0.000		0.102	-	-	0.000	0.000	0.000		0.265	-	-			0.000	0.000	0.000		1.29	-	-	0.000	0.000	0.000		1.45	-	-			0.092
9.600	0.000	0.000	0.000		0.056	-	-	0.000	0.000	0.000		0.186	-	-			0.000	0.000	0.000		1.65	-	-	0.000	0.000	0.000		1.77	-	-			0.096
10.000	0.000	0.000	0.000		0.030	-	-	0.000	0.000	0.000		0.130	-	-			0.000	0.000	0.000		2.02	-	-	0.000	0.000	0.000		2.11	-	-			0.100
11.000	0.000	0.000	0.000		0.005	-	-	0.000	0.000	0.000		0.051	-	-			0.000	0.000	0.000		3.00	-	-	0.000	0.000	0.000		3.03	-	-			0.110
12.000	0.000	0.000	0.000		0.001	-	-	0.000	0.000	0.000		0.017	-	-			0.000	0.000	0.000		4.00	-	-	0.000	0.000	0.000		4.01	-	-			0.120
13.000	0.000	0.000	0.000		0.005	-	-	0.000	0.000	0.000		0.006	-	-			0.000	0.000	0.000		5.00	-	-	0.000	0.000	0.000		5.00	-	-			0.130
14.000						-	-	0.000	0.000	0.000		0.002	-	-								-	-	0.000	0.000	0.000		6.00	-	-			0.140
15.000						-	-	0.000	0.000	0.000		0.001	-	-								-	-	0.000	0.000	0.000		7.00	-	-			0.150
16.000						-	-	0.000	0.000	0.000		0.002	-	-								-	-	0.000	0.000	0.000		8.00	-	-			0.160
17.000						-	-						-	-								-	-						-	-			0.170
18.000						-	-						-	-								-	-						-	-			0.180
Totals:						0	0					0	0		0	0					0	0						0	0		0	0	
Number of Trades:						0						0		0							0.00							0		0			

OTE (CR)

(Contract Size: 100 Securities, Exercise Style: American, Physical Delivery)

Exercise Price	Call Options														Put Options																		
	February 2015							March 2015							Other Months		February 2015							March 2015							Other Months		Exercise Price
	Open price	Price max	Price min	Last price	Closing price	Volume	Open Interest	Open price	Price max	Price min	Last price	Closing price	Volume	Open Interest	Volume	Open Interest	Open price	Price max	Price min	Last price	Closing price	Volume	Open Interest	Open price	Price max	Price min	Last price	Closing price	Volume	Open Interest	Volume	Open Interest	
6.400	0.000	0.000	0.000		1.36	-	-	0.000	0.000	0.000		1.47	-	-			0.000	0.000	0.000		0.027	-	-	0.000	0.000	0.000		0.124	-	-			
6.800	0.000	0.000	0.000		1.01	-	-	0.000	0.000	0.000		1.17	-	-			0.000	0.000	0.000		0.076	-	-	0.000	0.000	0.000		0.219	-	-			0.068
7.200	0.000	0.000	0.000		0.706	-	-	0.000	0.000	0.000		0.903	-	-			0.000	0.000	0.000		0.169	-	-	0.000	0.000	0.000		0.355	-	-			0.072
7.600	0.000	0.000	0.000		0.465	-	-	0.000	0.000	0.000		0.682	-	-			0.000	0.000	0.000		0.327	-	-	0.000	0.000	0.000		0.534	-	-			0.076
8.000	0.740	0.740	0.740	0.740	0.740	100	-	0.000	0.000	0.000		0.504	-	-			0.000	0.000	0.000		0.544	-	-	0.000	0.000	0.000		0.756	-	-			0.080
8.400	0.000	0.000	0.000		0.162	-	-	0.000	0.000	0.000		0.364	-	-			0.000	0.000	0.000		0.825	-	30	0.000	0.000	0.000		1.02	-	-			0.084
8.800	0.000	0.000	0.000		0.087	-	-	0.000	0.000	0.000		0.257	-	-			0.000	0.000	0.000		1.15	-	-	0.000	0.000	0.000		1.31	-	-			0.088
9.200	0.000	0.000	0.000		0.043	-	-	0.000	0.000	0.000		0.176	-	-			0.000	0.000	0.000		1.51	-	-	0.000	0.000	0.000		1.63	-	-			0.092
9.600	0.000	0.000	0.000		0.020	-	-	0.000	0.000	0.000		0.119	-	-			0.000	0.000	0.000		1.88	-	10	0.000	0.000	0.000		1.97	-	-			0.096
10.000	0.000	0.000	0.000		0.009	-	-	0.000	0.000	0.000		0.081	-	-			0.000	0.000	0.000		2.27	-	-	0.000	0.000	0.000		2.33	-	-			0.100
11.000	0.000	0.000	0.000		0.001	-	-	0.000	0.000	0.000		0.027	-	-			0.000	0.000	0.000		3.27	-	-	0.000	0.000	0.000		3.28	-	-			0.110
12.000	0.000	0.000	0.000		0.008	-	-	0.000	0.000	0.000		0.008	-	-			0.000	0.000	0.000		4.27	-	-	0.000	0.000	0.000		4.27	-	-			0.120
13.000	0.000	0.000	0.000		0.001	-	-	0.000	0.000	0.000		0.002	-	-			0.000	0.000	0.000		5.27	-	-	0.000	0.000	0.000		5.27	-	-			0.130
14.000	0.000	0.000	0.000		0.002	-	-	0.000	0.000	0.000		0.001	-	-			0.000	0.000	0.000		6.27	-	-	0.000	0.000	0.000		6.27	-	-			0.140
15.000						-	-	0.000	0.000	0.000		0.004	-	-								-	-	0.000	0.000	0.000		7.27	-	-			0.150
16.000						-	-	0.000	0.000	0.000		0.001	-	-								-	-	0.000	0.000	0.000		8.27	-	-			0.160
Totals:						100	0					0	0	0	0						100	40					0	0	0	0			
Number of Trades:						1						0		0								0.00					0			0			

PIRAEUS BANK (CR)

(Contract Size: 100 Securities, Exercise Style: American, Physical Delivery)

Call Options															Put Options																			
Exercise Price	February 2015						March 2015						Other Months		February 2015						March 2015						Other Months		Exercise Price					
	Open price	Price max	Price min	Last price	Closing price	Volume	Open Interest	Open price	Price max	Price min	Last price	Closing price	Volume	Open Interest	Volume	Open Interest	Open price	Price max	Price min	Last price	Closing price	Volume	Open Interest	Open price	Price max	Price min	Last price	Closing price		Volume	Open Interest	Volume	Open Interest	
0.300	0.000	0.000	0.000		0.228	-	-	0.000	0.000	0.000		0.230	-	-			0.000	0.000	0.000		0.001	-	-	0.000	0.000	0.000		0.002	-	-			0.003	
0.400	0.000	0.000	0.000		0.131	-	-	0.000	0.000	0.000		0.143	-	-			0.000	0.000	0.000		0.003	-	-	0.000	0.000	0.000		0.014	-	-			0.004	
0.500	0.000	0.000	0.000		0.055	-	-	0.000	0.000	0.000		0.079	-	-			0.000	0.000	0.000		0.027	-	-	0.000	0.000	0.000		0.050	-	-			0.005	
0.600	0.000	0.000	0.000		0.017	-	-	0.000	0.000	0.000		0.040	-	-			0.000	0.000	0.000		0.088	-	-	0.000	0.000	0.000		0.110	-	-			0.006	
0.700	0.000	0.000	0.000		0.004	-	-	0.000	0.000	0.000		0.018	-	-			0.000	0.000	0.000		0.175	-	-	0.000	0.000	0.000		0.189	-	-			0.007	
0.800	0.000	0.000	0.000		0.001	-	-	0.000	0.000	0.000		0.008	-	-			0.000	0.000	0.000		0.272	-	-	0.000	0.000	0.000		0.279	-	-			0.008	
0.900	0.000	0.000	0.000		0.012	-	-	0.000	0.000	0.000		0.003	-	-			0.000	0.000	0.000		0.372	-	-	0.000	0.000	0.000		0.374	-	-			0.009	
1.000	0.000	0.000	0.000		0.005	-	-	0.000	0.000	0.000		0.002	-	-			0.000	0.000	0.000		0.472	-	-	0.000	0.000	0.000		0.473	-	-			0.010	
1.100	0.000	0.000	0.000		0.002	-	-	0.000	0.000	0.000		0.001	-	-			0.000	0.000	0.000		0.572	-	-	0.000	0.000	0.000		0.572	-	-			0.011	
1.200	0.000	0.000	0.000		0.001	-	-	0.000	0.000	0.000		0.007	-	-			0.000	0.000	0.000		0.672	-	-	0.000	0.000	0.000		0.672	-	-			0.012	
1.300	0.000	0.000	0.000		0.015	-	-	0.000	0.000	0.000		0.004	-	-			0.000	0.000	0.000		0.772	-	-	0.000	0.000	0.000		0.772	-	-			0.013	
1.400	0.000	0.000	0.000		0.008	-	-	0.000	0.000	0.000		0.002	-	-			0.000	0.000	0.000		0.872	-	-	0.000	0.000	0.000		0.872	-	-			0.014	
1.500	0.000	0.000	0.000		0.004	-	-	0.000	0.000	0.000		0.001	-	-			0.000	0.000	0.000		0.972	-	-	0.000	0.000	0.000		0.972	-	-			0.015	
1.600	0.000	0.000	0.000		0.002	-	-	0.000	0.000	0.000		0.001	-	-			0.000	0.000	0.000		1.07	-	-	0.000	0.000	0.000		1.07	-	-			0.016	
1.700						-	-	0.000	0.000	0.000		0.009	-	-								-	-	0.000	0.000	0.000		1.17	-	-			0.017	
1.800						-	-	0.000	0.000	0.000		0.006	-	-								-	-	0.000	0.000	0.000		1.27	-	-			0.018	
1.900						-	-	0.000	0.000	0.000		0.004	-	-								-	-	0.000	0.000	0.000		1.37	-	-			0.019	
2.000						-	-	0.000	0.000	0.000		0.003	-	-								-	-	0.000	0.000	0.000		1.47	-	-			0.020	
2.200						-	-	0.000	0.000	0.000		0.001	-	-								-	-	0.000	0.000	0.000		1.67	-	-			0.022	
2.400						-	-	0.000	0.000	0.000		0.001	-	-								-	-	0.000	0.000	0.000		1.87	-	-			0.024	
2.600						-	-	0.000	0.000	0.000		0.001	-	-								-	-	0.000	0.000	0.000		2.07	-	-			0.026	
2.800						-	-	0.000	0.000	0.000		0.001	-	-								-	-	0.000	0.000	0.000		2.27	-	-			0.028	
Totals:						0	0					0	0		0	0					0	0					0	0		0	0			
Number of Trades:						0						0		0							0.00						0		0					

PPC (CR)

(Contract Size: 100 Securities, Exercise Style: American, Physical Delivery)

Exercise Price	Call Options														Put Options																			
	February 2015							March 2015							Other Months		February 2015							March 2015							Other Months		Exercise Price	
	Open price	Price max	Price min	Last price	Closing price	Volume	Open Interest	Open price	Price max	Price min	Last price	Closing price	Volume	Open Interest	Volume	Open Interest	Open price	Price max	Price min	Last price	Closing price	Volume	Open Interest	Open price	Price max	Price min	Last price	Closing price	Volume	Open Interest	Volume	Open Interest		
3.600						-	-							-	-																			
3.800	0.000	0.000	0.000		1.33	-	-	0.000	0.000	0.000		1.36	-	-			0.000	0.000	0.000		0.004	-	-			0.000	0.000	0.000		0.031	-	-	0.038	
4.000	0.000	0.000	0.000		1.13	-	-	0.000	0.000	0.000		1.19	-	-			0.000	0.000	0.000		0.010	-	-			0.000	0.000	0.000		0.055	-	-	0.040	
4.400	0.000	0.000	0.000		0.772	-	-	0.000	0.000	0.000		0.869	-	-			0.000	0.000	0.000		0.048	-	-			0.000	0.000	0.000		0.138	-	-	0.044	
4.800	0.000	0.000	0.000		0.472	-	-	0.000	0.000	0.000		0.603	-	-			0.000	0.000	0.000		0.147	-	-			0.000	0.000	0.000		0.271	-	-	0.048	
5.200	0.000	0.000	0.000		0.255	-	-	0.000	0.000	0.000		0.403	-	-			0.000	0.000	0.000		0.331	-	50			0.000	0.000	0.000		0.470	-	-	0.052	
5.600	0.000	0.000	0.000		0.122	-	-	0.000	0.000	0.000		0.257	-	-			0.000	0.000	0.000		0.597	-	5			0.000	0.000	0.000		0.725	-	-	0.056	
6.000	0.000	0.000	0.000		0.051	-	-	0.000	0.000	0.000		0.158	-	-			0.000	0.000	0.000		0.926	-	22			0.000	0.000	0.000		1.02	-	-	0.060	
6.400	0.000	0.000	0.000		0.020	-	5	0.000	0.000	0.000		0.093	-	-			0.000	0.000	0.000		1.30	-	-			0.000	0.000	0.000		1.36	-	-	0.064	
6.800	0.000	0.000	0.000		0.007	-	10	0.000	0.000	0.000		0.053	-	-			0.000	0.000	0.000		1.68	-	-			0.000	0.000	0.000		1.72	-	-	0.068	
7.200	0.000	0.000	0.000		0.002	-	2	0.000	0.000	0.000		0.030	-	-			0.000	0.000	0.000		2.08	-	-			0.000	0.000	0.000		2.10	-	-	0.072	
7.600	0.000	0.000	0.000		0.001	-	-	0.000	0.000	0.000		0.016	-	-			0.000	0.000	0.000		2.48	-	-			0.000	0.000	0.000		2.49	-	-	0.076	
8.000	0.000	0.000	0.000		0.001	-	-	0.000	0.000	0.000		0.009	-	-			0.000	0.000	0.000		2.88	-	-			0.000	0.000	0.000		2.88	-	-	0.080	
8.400	0.000	0.000	0.000		0.004	-	-	0.000	0.000	0.000		0.004	-	-			0.000	0.000	0.000		3.28	-	-			0.000	0.000	0.000		3.28	-	-	0.084	
8.800						-	-	0.000	0.000	0.000		0.002	-	-								-	-			0.000	0.000	0.000		3.68	-	-	0.088	
9.200						-	-	0.000	0.000	0.000		0.001	-	-								-	-			0.000	0.000	0.000		4.08	-	-	0.092	
9.600						-	-	0.000	0.000	0.000		0.001	-	-								-	-			0.000	0.000	0.000		4.48	-	-	0.096	
10.000						-	-	0.000	0.000	0.000		0.001	-	-								-	-			0.000	0.000	0.000		4.88	-	-	0.100	
11.000						-	-	0.000	0.000	0.000		0.001	-	-								-	-			0.000	0.000	0.000		5.88	-	-	0.110	
12.000						-	-	0.000	0.000	0.000		0.001	-	-								-	-			0.000	0.000	0.000		6.88	-	-	0.120	
13.000						-	-	0.000	0.000	0.000		0.004	-	-								-	-			0.000	0.000	0.000		7.88	-	-	0.130	
14.000						-	-	0.000	0.000	0.000		0.001	-	-								-	-			0.000	0.000	0.000		8.88	-	-	0.140	
15.000						-	-	0.000	0.000	0.000		0.001	-	-								-	-			0.000	0.000	0.000		9.88	-	-	0.150	
16.000						-	-							-	-							-	-										0.160	
Totals:						0	17					0	0	0	0						0	77					0	0	0	0	0			
Number of Trades:						0						0		0								0.00					0		0					

Lending Products	Underlying Title	Multilateral Transactions[1]					Bilateral Transactions[2]		Stock Borrowing through OTC (volume)[3]
		Open Interest[5]	Volume(Offered)	Average Weighted	Transactions volume	Average Weighted	Transactions Volume	Average Weighted	Transactions Volume
AEGNBOR	AEGEAN AIRLINES (CR)	19,490	15	5.32%	---	---	---	---	5,801
ALPHABOR	ALPHA BANK (CR)	5,745,885	836,815	5.31%	---	---	---	---	45,107,686
AETFBOR	ALPHA ETF FTSE Athex Large Cap	---	---	---	---	---	---	---	---
ALMYBOR	ALUMIL (CR)	---	---	---	---	---	---	---	---
IATRBOR	ATHENS MEDICAL CENTER SA (CR)	---	36,479	5.31%	---	---	---	---	---
TATTBOR	ATTICA BANK S.A. (CR)	---	76,572	5.31%	---	---	---	---	---
OTOELBOR	AUTOHELLAS SA (CR)	---	399	5.31%	---	---	---	---	---
BIOKABOR	BIOKARPET S.A.(CR)	---	---	---	---	---	---	---	---
EEEBOR	CC HBC AG (CR)	53,588	---	---	---	---	---	---	74,576
CENTRBOR	CENTRIC HOLDINGS (CR)	---	16,000	5.31%	---	---	---	---	---
SOLKBOR	CORINTH PIPEWORKS SA (CR)	---	2,000	5.31%	---	---	---	---	---
PLAKRBOR	CRETE PLASTICS SA (CR)	---	---	---	---	---	---	---	---
DROMEBOB	DROMEAS SA (CR)	---	---	---	---	---	---	---	---
ELGEBOR	ELGEKA SA (CR)	---	---	---	---	---	---	---	---
ELLAKTORBOR	ELLAKTOR (CR)	126,899	---	---	---	---	---	---	23,700
ELBABOR	ELVAL SA. (CB)	---	28,624	5.31%	---	---	---	---	---
EUROBBOR	EUROBANK ERGASIAS (CR)	4,309,708	280,992	4.24%	280,992	4.24%	---	---	9,772,468
EUPICBOR	EUROPEAN RELIANCE INSUR. (CR)	---	---	---	---	---	---	---	---
EYDAPBOR	EYDAP S.A. (CR)	27,599	---	---	---	---	---	---	19,700
FGEBOR	F.G. EUROPE S.A. (CR)	---	---	---	---	---	---	---	---
FFGRPBOR	FOLLI FOLLIE (CR)	57,983	7	7.44%	7	9.15%	---	---	880,049
FOYRKBOR	FOURLIS (CR)	---	2,249	5.31%	---	---	---	---	3,850
FRIGOBOR	FRIGOGLOSS SA (CR)	5,858	753	3.32%	---	---	---	---	---
GEKTERNABOR	GEK TERNA (CR)	32,926	5,943	5.31%	---	---	---	---	---
SARBOR	GR. SARANTIS SA (CR)	---	---	---	---	---	---	---	---
EUPROBOR	GRIVALIA PROPERTIES (CR)	58,067	22,058	5.31%	---	---	---	---	67,397
XAKOBOR	HALKOR SA (CB)	---	38,839	5.31%	---	---	---	---	---
EXAEBOR	HELLENIC EXCHANGES-A.S.E. (CR)	131,396	376,759	5.31%	---	---	---	---	130,000
ELPEBOR	HELLENIC PETROLEUM (CR)	26,139	144,469	5.31%	200	2.65%	---	---	65,894
HYGEIABOR	HYGEIA SA (CR)	---	48,199	5.31%	---	---	---	---	---
IASOBOR	IASO SA (CR)	---	21,721	5.31%	---	---	---	---	---

Stock Lending Notes

[1] - Multilateral contracts Lending or Borrowing as per Methods 8-1, 8-2 and 8-3-3 (According to ATHEX BoD Resolution No.17)

[2] - Bilateral Contracts Lending or Borrowing as per Methods 8-3-1 and 8-3-2 (According to ATHEX BoD Resolution No.20)

[3] - The information concerning OTC Stock Borrowing Transactions is based on the statements of the Dematerialised Securities System (DSS) operators involved and refers to volumes that have been cleared and registered up until the previous working day.

[4] - Average Price (Volume weighted)

[5] - The Data concerning Open Interest before the start of trading session

Lending Products	Underlying Title	Multilateral Transactions[1]					Bilateral Transactions[2]		Stock Borrowing through OTC (volume)[3]
		Open Interest[5]	Volume(Offered)	Average Weighted	Transactions volume	Average Weighted	Transactions Volume	Average Weighted	Transactions Volume
IKTINBOR	IKTINOS HELLAS SA (CR)	---	---	---	---	---	---	---	
LYKBOR	INFORM P. LYKOS SA (CR)	---	483	5.31%	---	---	---	---	
INKATBOR	INTRACOM CONSTR. (CR)	---	---	---	---	---	---	---	
INTRKBOR	INTRACOM HOLDINGS (CR)	---	105,450	5.31%	---	---	---	---	
INLOTBOR	INTRALOT (CR)	44,474	33,795	5.31%	---	---	---	2,000	
AVAXBOR	J & P - AVAX SA (CR)	---	20,175	5.31%	---	---	---	---	
BELABOR	JUMBO SA (CR)	152,457	8	7.78%	8	9.15%	---	12,114	
KARTZBOR	KARATZIS SA (CR)	---	---	---	---	---	---	---	
KLEMBOR	KLEEMAN HELLAS SA (CR)	---	11,509	5.31%	---	---	---	---	
KRIBOR	KRI-KRI S.A. (CR)	---	46,268	5.31%	---	---	---	---	
LAMDABOR	LAMDA DEVELOPMENT SA (CR)	---	---	---	---	---	---	16,377	
MIGBOR	MARFIN INVESTMENT GROUP (CR)	56,943	89,293	5.31%	---	---	---	760,464	
METKKBOR	METKA (CR)	30,024	---	---	---	---	---	126	
MLSBOR	MLS MULTIMEDIA SA (CR)	---	7,920	5.31%	---	---	---	---	
MOHBOR	MOTOR OIL (CR)	87,411	1,683	9.49%	1,683	9.49%	---	62,820	
MYTILBOR	MYTILINEOS HOLDINGS (CR)	73,159	217,098	3.55%	---	---	---	14,400	
ETEBOR	NATIONAL BANK (CR)	732,955	8,091	9.49%	8,091	10.15%	---	841,602	
ETFASEBOR	NBGAM ETF	---	---	---	---	---	---	---	
ETFGT30PBOR	NBGAM ETF GREECE & TURKEY 30	---	---	---	---	---	---	---	
OPAPBOR	OPAP (CR)	274,800	32,749	8.12%	8,002	6.85%	100	2.65%	
HTOBOR	OTE (CR)	277,696	2,107	9.49%	2,107	9.49%	---	462,286	
PPABOR	P.P.A. S.A. (CR)	714	---	---	---	---	---	---	
PAPBOR	PAPOUTSANIS (CR)	---	---	---	---	---	---	---	
PETROBOR	PETROPOULOS PETROS (CR)	---	---	---	---	---	---	---	
TPEIRBOR	PIRAEUS BANK (CR)	677,253	3,229	9.49%	3,229	10.15%	---	26,092,609	
PLAISBOR	PLAISIO COMPUTERS SA (CR)	---	---	---	---	---	---	---	
PPCBOR	PPC (CR)	147,089	83	6.65%	83	9.15%	---	725,174	
PROFBOR	PROFILE SA (CR)	---	---	---	---	---	---	---	
QUALBOR	QUALITY & RELIABILITY SA (CR)	---	---	---	---	---	---	---	
QUESTBOR	QUEST HOLDINGS (CR)	---	822	5.31%	---	---	---	---	
SIDEBOR	SIDENOR (CR)	2,001	21,969	5.31%	---	---	---	---	

Stock Lending Notes

[1] - Multilateral contracts Lending or Borrowing as per Methods 8-1, 8-2 and 8-3-3 (According to ATHEX BoD Resolution No.17)

[2] - Bilateral Contracts Lending or Borrowing as per Methods 8-3-1 and 8-3-2 (According to ATHEX BoD Resolution No.20)

[3] - The information concerning OTC Stock Borrowing Transactions is based on the statements of the Dematerialised Securities System (DSS) operators involved and refers to volumes that have been cleared and registered up until the previous working day.

[4] - Average Price (Volume weighted)

[5] - The Data concerning Open Interest before the start of trading session

Lending Products	Underlying Title	Multilateral Transactions[1]					Bilateral Transactions[2]		Stock Borrowing through OTC (volume)[3]
		Open Interest[5]	Volume(Offered)	Average Weighted	Transactions volume	Average Weighted	Transactions Volume	Average Weighted	Transactions Volume
OLYMPBOR	TECHNICAL OLYMPIC SA (CR)	---	---	---	---	---	---	---	
TENERGYBOR	TERNA ENERGY (CR)	8,411	17,028	3.31%	---	---	---	6,300	
EYAPSBOR	THESSALONIKA WATER & SEWERAGE	---	159	5.31%	---	---	---	---	
PLATBOR	THRACE PLASTICS SA (CR)	---	32,797	5.31%	---	---	---	---	
TITKBOR	TITAN CEMENT (CR)	143,890	111,811	5.31%	---	---	---	339,684	
OLTHBOR	TPA SA (CR)	---	3,278	5.31%	---	---	---	---	
TRASTORBOR	TRASTOR REAL EST. INV. CO.(CR)	---	7,580	5.31%	---	---	---	---	
VIOBOR	VIOHALCO SA/NV (CB)	34,666	---	---	---	---	---	---	

Stock Lending Notes

[1] - Multilateral contracts Lending or Borrowing as per Methods 8-1, 8-2 and 8-3-3 (According to ATHEX BoD Resolution No.17)

[2] - Bilateral Contracts Lending or Borrowing as per Methods 8-3-1 and 8-3-2 (According to ATHEX BoD Resolution No.20)

[3] - The information concerning OTC Stock Borrowing Transactions is based on the statements of the Dematerialised Securities System (DSS) operators involved and refers to volumes that have been cleared and registered up until the previous working day.

[4] - Average Price (Volume weighted)

[5] - The Data concerning Open Interest before the start of trading session

Sectors codification for listed companies

533	-	Exploration & Production	537	-	Integrated Oil & Gas
1353	-	Commodity Chemicals	1357	-	Specialty Chemicals
1753	-	Aluminum	1755	-	Nonferrous Metals
1757	-	Steel	1775	-	General Mining
2353	-	Building Materials & Fixtures	2357	-	Heavy Construction
2723	-	Containers & Packaging	2727	-	Diversified Industrials
2733	-	Electrical Components & Equipment	2753	-	Commercial Vehicles & Trucks
2757	-	Industrial Machinery	2773	-	Marine Transportation
2777	-	Transportation Services	2791	-	Business Support Services
2797	-	Industrial Suppliers	3535	-	Distillers & Vintners
3537	-	Soft Drinks	3573	-	Farming Fishing & Plantations
3577	-	Food Products	3722	-	Durable Household Products
3726	-	Furnishings	3728	-	Home Construction
3747	-	Toys	3763	-	Clothing & Accessories
3765	-	Footwear	3767	-	Personal Products
3785	-	Tobacco	4533	-	Health Care Providers
4535	-	Medical Equipment	4577	-	Pharmaceuticals
5337	-	Food Retailers & Wholesalers	5371	-	Apparel Retailers
5373	-	Broadline Retailers	5375	-	Home Improvement Retailers
5379	-	Specialty Retailers	5553	-	Broadcasting & Entertainment
5555	-	Media Agencies	5557	-	Publishing
5751	-	Airlines	5752	-	Gambling
5753	-	Hotels	5755	-	Recreational Services
5757	-	Restaurants & Bars	5759	-	Travel & Tourism
6535	-	Fixed Line Telecommunications	6575	-	Mobile Telecommunications
7535	-	Conventional Electricity	7537	-	Alternative Electricity
7577	-	Water	8355	-	Banks
8534	-	Insurance Brokers	8536	-	Property & Casualty Insurance
8633	-	Real Estate Holding & Development	8637	-	Real Estate Services
8671	-	Industrial & Office REITs	8675	-	Specialty REITs
8775	-	Specialty Finance	8777	-	Investment Services
8985	-	Equity Investment Instruments	9533	-	Computer Services
9535	-	Internet	9537	-	Software
9572	-	Computer Hardware	9574	-	Electronic Office Equipment
9578	-	Telecommunications Equipment	12003	-	ETF

