


Daily Official List

Hellenic Exchanges – Athens Stock Exchange S.A.

Monday, 2 February, 2015
Year: 136 Trading Day No: 21



Disclaimer:

Hellenic Exchanges-Athens Exchange endeavours to ensure that the data and other material ("Information") presented on the Daily Official List are accurate and complete, but it is not liable for any errors or omissions of data or /and for the accuracy, credibility, updating and completeness of the aforesaid information nor it has any liability arising directly or indirectly from the use of the above Information.

The Company is not liable for the accuracy of the data included in listed companies' announcements. Only the sender of such an announcement is fully and solely liable for any infringement of third party's rights from the content of such announcement. All contents of the Daily Official List are provided only for information purposes and do not constitute investment advice or solicitation to invest in securities or other products listed for trading on the Exchange.

You acknowledge and agree that the Company is the owner of any property rights related to any Information appearing on the Daily Official List including intellectual property rights copyright, trademarks, etc.

The above data are a property of the Hellenic Exchanges-Athens Exchange and are copyright protected. Users are forbidden to reproduce, modify, copy, sale, transmit or redistribute, by all reproduction means and methods, part or the whole of the above data, without reference to their source.

The commercial exploitation of these data is, also, forbidden by third parties. Hellenic Exchanges-Athens Exchange does not carry any responsibility, direct or indirect, derived from usage or accidental alteration of the above data when used by third parties.

Hellenic Exchanges – Athens Stock Exchange S.A.

110 Athinon Ave., 10442 Athens, Tel: (210) 33.66.800, Fax: (210) 32.13.938

www.athex.gr

Thessalonica Stock Exchange Center (T.S.E.C)

16-18 Katouni Str., Thessalonica 546 25 Tel: (2310) 567.667, Fax: (2310) 530.545

Athex Members Guarantee Fund

14-16 Fidiou Str., Athens 106 78, Tel: (210) 33.04.682, Fax: (210) 33.04.155

Hellenic Republic Capital Market Commission

1 Kolokotroni Str. & 1 Stadiou Str., Athens 10562 Tel: (210) 33.77.100 Fax: (210) 33.77.173

Table of Contents

Section 1: Statistical Figures of Securities, Derivatives and Lending

Summary of Markets

Athex Indices

Analytic Figures for Athex Market's Boards and Categories

Trading Details by Athex Sectors and Financial Instruments (ETFs)

Top 10 best & worst performing Shares

Derivatives Summary

Section 2: Analytic Figures of Shares Transactions

Analytic Figures of Shares Transactions

Shares' Notes

Section 3: Figures of Securities Transactions

Securities Blocks Details

Shares Rights Details

Shares Short Selling

Stock Borrowing

Shares Forced Sales

Forced Sales Registered Shares

Exchange Traded Funds (ETFs) Characteristics

Section 5: Bonds traded in Fixed Income Assets Market

Corporate Bonds

Government Bonds

Treasury Bills & Zero Coupon Government Bonds

Government Bonds Traded with the Open Outcry Method

State Banks Bonds

Section 6: Additional Infos

Athex & ATHEXClear Members List

List of Stocks under Market Making operations

Section 7: Derivatives Market Analytic Figures

Index Futures

Stock Futures

Index Options

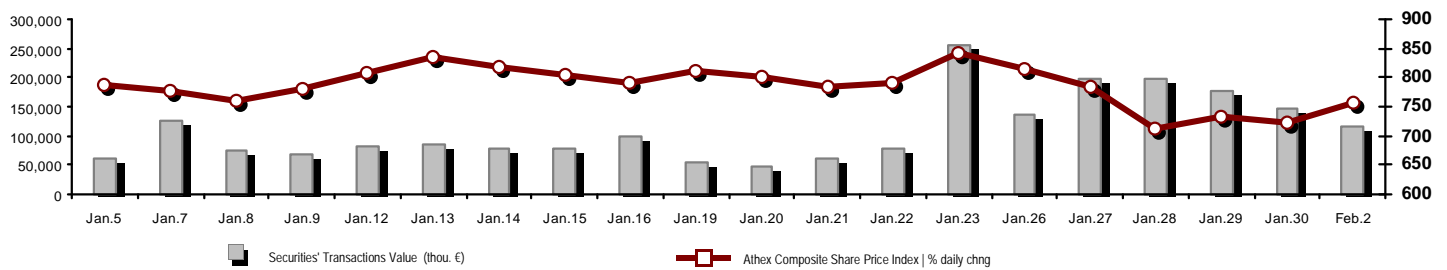
Stock Options

Stock Lending Analytic Figures

Appendix A: Sectors codification for listed companies

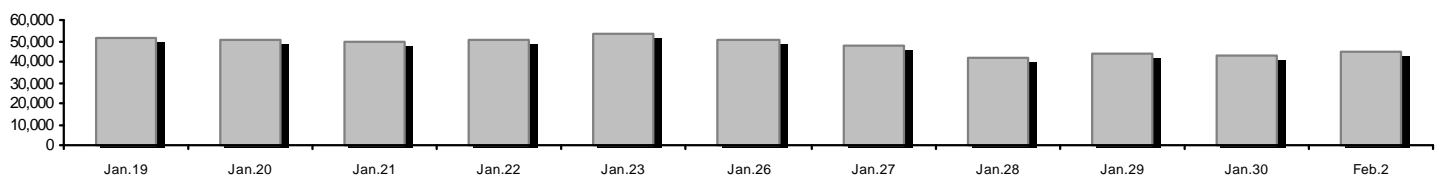
Summary of Markets

Athex Composite Share Price Index vs Shares and Derivatives Transactions Value

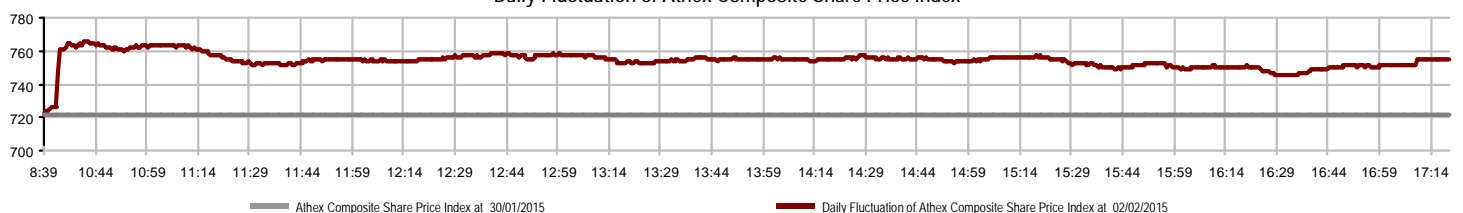


Total Transactions Value (thou. €):	116,345.05		
Athex Capitalisation (mill. €) **: 44,808.42		Derivatives Total Open Interest	281,819
Daily change: mill. € % 1,656.40 3.84%		in Index Futures % daily chng	50,598 4.33%
Yearly Avg Capitalisation: mill. € % chng prev year Avg 49,604.83 -28.38%		in Stock Futures % daily chng	224,154 1.50%
Athex Composite Share Price Index % daily chng 755.42 4.64%		in Index Options % daily chng	6,731 7.76%
Athex Composite Share Price Index Capitalisation (mill. €) 39,838.31		in Stock Options % daily chng	336 42.37%
Daily change (mill. €) 1,623.53			
Securities' Transactions Value (thou. €) 116,345.05		Derivatives Contracts Volume:	64,153
Daily change: thou. € % -28,576.62 -19.72%		Daily change: pieces %	-21,641 -25.22%
YtD Avg Trans. Value: thou. € % chng prev year Avg 107,548.35 -15.35%		YtD Avg Derivatives Contracts % chng prev year Avg	53,611 -2.19%
Short Selling Trans. Value: mill. € % in total Value		Derivatives Trades Number:	5,102
Short Covering Trans. Value: mill. € % in total Value		Daily change: number %	-851 -14.30%
Transactions Value of Blocks (thou. €) 10,138.02		YtD Avg Derivatives Trades number % chng prev year Avg	4,522 8.28%
Bonds Transactions Value (thou. €) 0.00			
Securities' Transactions Volume (thou. Pieces) 226,370.94		Lending Total Open Interest	13,050,669
Daily change: thou. pieces % -47,519.59 -17.35%		Daily change: pieces %	5,822 0.04%
YtD Avg Volume: thou. pieces % chng prev year Avg 152,880.49 60.91%		Lending Volume (Multilateral/Bilateral)	554,457
Short Selling Volume: thou pieces % in total Volume		Daily change: pieces %	547,542 7918.18%
Short Covering Volume: thou. pieces % in total Volume		Multilateral Lending	50,657
Transactions Volume of Blocks (thou. Pieces) 5,206.73		Bilateral Lending	503,800
Bonds Transactions Volume (thou. pieces) 0.00			
Securities' Trades Number 40,592		Lending Trades Number:	66
Daily change: number % -6,375 -13.57%		Daily change: thou. € %	23 53.49%
YtD Avg Derivatives Trades number % chng prev year Avg 33,784 16.96%		Multilateral Lending Trades Number	61
Number of Blocks 14		Bilateral Lending Trades Number	5
Number of Bonds Transactions 0			

Athex Capitalisation (mill. €) **



Daily Fluctuation of Athex Composite Share Price Index



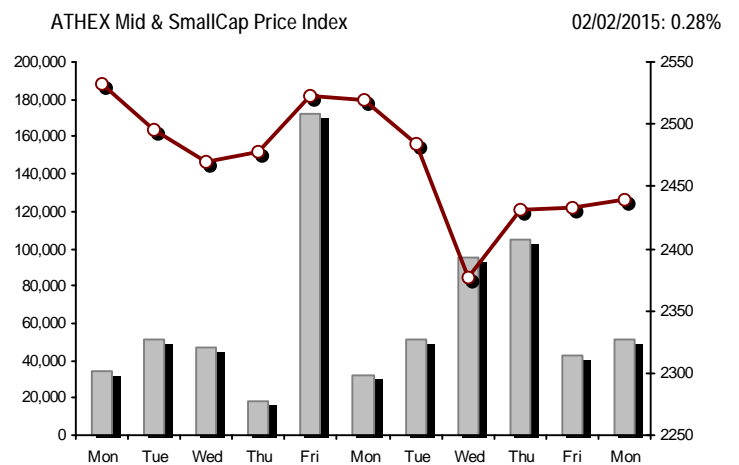
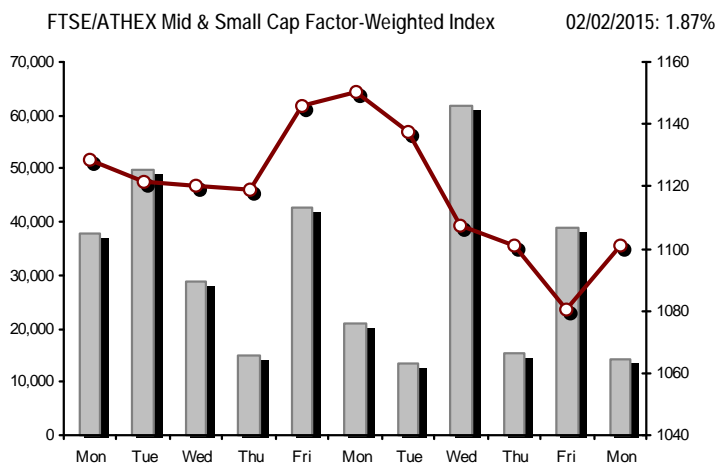
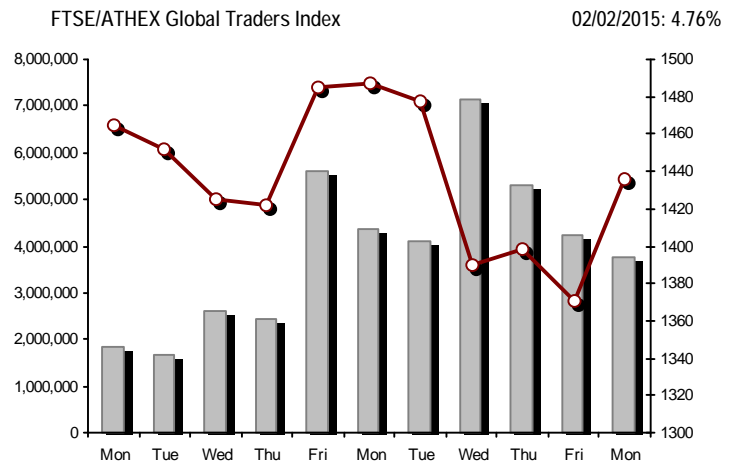
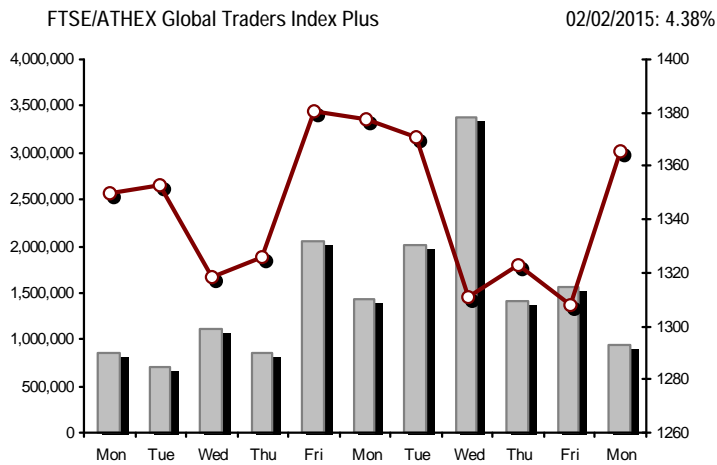
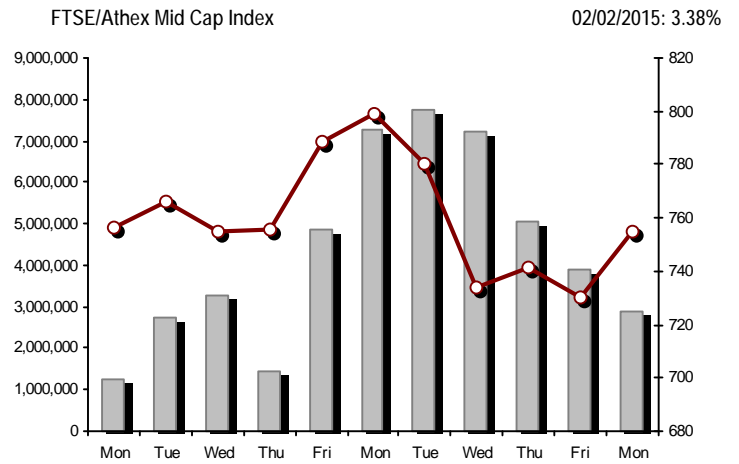
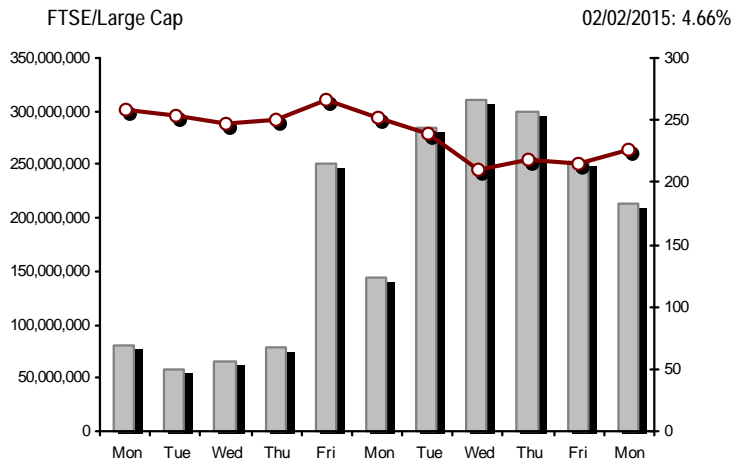
Athex Indices

Index name	02/02/2015	30/01/2015	pts.	%	Min	Max	Year min	Year max	Year change
Athex Composite Share Price Index	755.42 #	721.93	33.49	4.64%	721.93	765.50	708.61	845.53	-8.56% €
FTSE/Athex Large Cap	225.67 #	215.63	10.04	4.66%	215.63	231.27	209.48	271.64	-14.80% €
FTSE/ATHEX Custom Capped	736.54 €	747.11	-10.57	-1.41%			724.23	881.49	-15.47% €
FTSE/ATHEX Custom Capped - USD	595.89 €	607.31	-11.42	-1.88%			588.87	758.95	-21.17% €
FTSE/Athex Mid Cap Index	754.75 #	730.08	24.67	3.38%	730.08	770.65	717.54	809.36	-2.36% €
FTSE/ATHEX-CSE Banking Index	48.37 #	45.36	3.01	6.64%	45.36	52.39	40.28	77.47	-33.56% €
FTSE/ATHEX Global Traders Index Plus	1,365.34 #	1,308.06	57.28	4.38%	1,308.06	1,365.34	1,227.52	1,397.08	6.43% #
FTSE/ATHEX Global Traders Index	1,436.24 #	1,370.97	65.27	4.76%	1,370.97	1,436.24	1,344.70	1,498.40	-0.16% €
FTSE/ATHEX Mid & Small Cap Factor-Weighted Ind	1,100.76 #	1,080.51	20.25	1.87%	1,080.51	1,103.73	1,076.89	1,166.35	0.42% #
Greece & Turkey 30 Price Index	690.25 #	678.55	11.70	1.72%	677.61	694.40	671.51	768.95	1.53% #
ATHEX Mid & SmallCap Price Index	2,439.18 #	2,432.47	6.71	0.28%	2,430.46	2,472.59	2,372.76	2,564.77	-0.02% €
FTSE/Athex Market Index	545.55 #	521.69	23.86	4.57%	521.69	558.23	507.68	652.45	-14.24% €
FTSE Med Index	5,073.40 #	5,065.29	8.11	0.16%			4,930.94	5,290.19	0.72% #
Athex Composite Index Total Return Index	1,106.26 #	1,057.21	49.05	4.64%	1,057.21	1,121.02	1,037.71	1,238.22	-8.40% €
FTSE/Athex Large Cap Total Return	306.98 #	293.33	13.65	4.65%			285.87	364.68	-14.57% €
FTSE/ATHEX Large Cap Net Total Return	913.96 #	873.31	40.65	4.65%	873.31	936.64	848.38	1,100.12	-14.59% €
FTSE/ATHEX Custom Capped Total Return	776.41 €	787.55	-11.14	-1.41%			763.44	929.21	-15.32% €
FTSE/ATHEX Custom Capped - USD Total Return	628.15 €	640.18	-12.03	-1.88%			620.75	798.60	-21.03% €
FTSE/Athex Mid Cap Total Return	959.71 #	928.33	31.38	3.38%			928.33	1,023.37	-2.36% €
FTSE/ATHEX-CSE Banking Total Return Index	45.11 #	42.30	2.81	6.64%			38.07	70.83	-33.58% €
Greece & Turkey 30 Total Return Index	821.87 €	825.83	-3.96	-0.48%			821.87	919.96	-0.14% €
Hellenic Mid & Small Cap Index	774.94 #	743.22	31.72	4.27%	743.22	777.09	716.61	816.71	0.74% #
FTSE/Athex Banks	63.91 #	59.93	3.98	6.64%	59.93	69.22	53.22	102.36	-33.55% €
FTSE/Athex Insurance	1,411.91 #	1,390.84	21.07	1.51%	1,380.30	1,432.99	1,369.77	1,538.35	-3.60% €
FTSE/Athex Financial Services	1,028.86 #	976.27	52.59	5.39%	976.27	1,065.87	926.91	1,124.31	2.72% #
FTSE/Athex Industrial Goods & Services	2,024.25 #	1,967.96	56.29	2.86%	1,967.96	2,037.77	1,881.51	2,061.17	3.59% #
FTSE/Athex Retail	4,158.77 #	3,813.27	345.50	9.06%	3,813.27	4,158.77	3,336.67	4,158.77	9.38% #
FTSE/ATHEX Real Estate	2,234.97 €	2,237.83	-2.86	-0.13%	2,210.74	2,289.62	2,181.63	2,437.06	-2.05% €
FTSE/Athex Personal & Household Goods	4,693.98 #	4,436.16	257.82	5.81%	4,436.16	4,786.15	3,847.16	5,191.62	3.11% #
FTSE/Athex Food & Beverage	5,310.22 €	5,386.27	-76.05	-1.41%	5,247.47	5,432.98	5,066.70	5,858.63	-9.35% €
FTSE/Athex Basic Resources	2,258.38 #	2,071.59	186.79	9.02%	2,071.59	2,261.67	1,753.11	2,419.99	17.12% #
FTSE/Athex Construction & Materials	2,201.35 #	2,122.34	79.01	3.72%	2,122.34	2,201.35	2,059.46	2,282.43	0.75% #
FTSE/Athex Oil & Gas	1,779.59 #	1,727.23	52.36	3.03%	1,727.23	1,815.93	1,618.74	1,851.54	-1.94% €
FTSE/Athex Chemicals	5,455.22 #	5,311.26	143.96	2.71%	5,311.26	5,486.01	4,784.62	5,776.98	6.49% #
FTSE/Athex Media	1,994.54 ~	1,994.54	0.00	0.00%	1,994.54	1,994.54	1,699.05	2,061.03	-3.23% €
FTSE/Athex Travel & Leisure	1,428.78 #	1,345.06	83.72	6.22%	1,345.06	1,440.56	1,238.26	1,684.88	-6.81% €
FTSE/Athex Technology	686.55 #	665.80	20.75	3.12%	665.80	697.75	659.36	756.07	-5.44% €
FTSE/Athex Telecommunications	2,127.74 #	2,014.88	112.86	5.60%	2,014.88	2,166.27	1,995.61	2,573.65	-15.05% €
FTSE/Athex Utilities	2,019.43 #	1,926.99	92.44	4.80%	1,926.99	2,056.66	1,711.47	2,237.82	-3.77% €
FTSE/Athex Health Care	133.24 #	122.13	11.11	9.10%	122.13	134.82	115.79	150.68	-7.69% €
Athex All Share Index	157.35 #	151.49	5.86	3.87%			146.74	188.55	-15.38% €
Hellenic Corporate Bond Index	87.59 €	88.55	-0.96	-1.09%			87.59	94.45	-6.69% €
Hellenic Corporate Bond Price Index	85.76 €	86.75	-0.98	-1.13%			85.76	92.77	-7.29% €

Note 1: Greece & Turkey 30 Pr data is the indicative at 17:20, whereas FTSE/ATHEX Custom Capped, FTSE/ATHEX Custom Capped - USD, FTSE/ATHEX Custom Capped TR, FTSE/ATHEX Custom Capped - USD TR, FTSE/Med 100 & Greece & Turkey 30 Rt., Hellenic Corporate Bond Price Index, Hellenic Corporate Bond Index closing prices refer to the previous trading day of 29/01/2015.

Note 2: The Hellenic Mid & Small Cap Index is a Customized index calculated by the Athens Exchange.

Athex Indices



Indices volume of transactions

Indices closing prices

Analytic Figures for Athex Market's Boards and Categories

	Total Traded Securities	Main Market	Low Dispersion	Other Categories (*)	Exchange Traded Funds (ETFs)	Warrants
Totals	143	108	8	21	3	3
Gain / Lose / Same:	97 / 35 / 11	78 / 22 / 8	4 / 4 / 0	10 / 8 / 3	3 / 0 / 0	2 / 1 / 0
Athex Capitalisation (mill. €) **	44,808.42	43,071.12	1,408.15	329.15		
Daily Average Trans/ons Value(thou.€)	107,548.35	104,265.45	68.11	39.78	30.51	3,144.50
Transactions Value	116,345.05	114,215.49	54.12	7.96	32.14	2,035.35
Main Board:	106,207.03	104,077.47	54.12	7.96	32.14	2,035.35
Blocks Board:	10,138.02	10,138.02	0.00	0.00	0.00	0.00
Forced Sales Board:	0.00	0.00	0.00	0.00	0.00	0.00
Special Terms Board:	0.00	0.00	0.00	0.00	0.00	0.00
Daily Average Transactions Volume	152,880,486	144,131,847	106,730	131,360	12,329	8,498,219
Transactions Volume	226,370,935	218,589,686	47,317	137,976	14,004	7,581,952
Main Board:	221,164,202	213,382,953	47,317	137,976	14,004	7,581,952
Blocks Board:	5,206,733	5,206,733	0	0	0	0
Forced Sales Board:	0	0	0	0	0	0
Special Terms Board:	0	0	0	0	0	0
Daily Average Number of Trades	33,784	31,916	35	60	7	1,765
Number of Trades	40,592	38,306	53	53	6	2,174
Main Board:	40,578	38,292	53	53	6	2,174
Blocks Board:	14	14	0	0	0	0
Forced Sales Board:	0	0	0	0	0	0
Special Terms Board:	0	0	0	0	0	0

(*) Summarised Transactions figures for Under Deletion and Under Supervision Categories. (**) The Market Capitalization of the Companies that belong in the Under Supervision Status is not included.

Trading Details by Athex Sectors and Financial Instruments (ETFs)

Code	Sectors	Gain / Lose / Same	Number of Trades	Transactions Volume	Transactions Value	% of Total Trans. Value
8300	- Banks	8 / 1 / 1	24,722	217,304,403	66,482,668.64	57.14%
1700	- Basic Resources	5 / 3 / 1	900	293,549	1,263,170.66	1.09%
1300	- Chemicals	3 / 0 / 0	38	21,368	23,995.24	0.02%
2300	- Construction & Materials	9 / 5 / 2	1,645	635,845	2,224,549.50	1.91%
12000	- Financial Instruments	3 / 0 / 0	6	14,004	32,135.96	0.03%
8700	- Financial Services	2 / 1 / 0	1,015	1,814,071	1,193,065.67	1.03%
3500	- Food & Beverage	9 / 2 / 0	264	122,923	1,346,419.66	1.16%
4500	- Health Care	5 / 1 / 0	101	119,367	23,972.00	0.02%
2700	- Industrial Goods & Services	12 / 4 / 0	859	245,406	629,275.15	0.54%
8500	- Insurance	1 / 0 / 0	9	1,063	1,426.53	0.00%
5500	- Media	2 / 1 / 0	8	765	99.78	0.00%
500	- Oil & Gas	2 / 0 / 0	870	225,289	1,084,063.82	0.93%
3700	- Personal & Household Goods	9 / 5 / 2	1,150	936,088	7,612,807.52	6.54%
8600	- Real Estate	4 / 4 / 0	591	163,086	1,008,216.87	0.87%
5300	- Retail	2 / 1 / 1	385	153,043	4,114,102.34	3.54%
9500	- Technology	9 / 3 / 3	188	129,615	92,485.51	0.08%
6500	- Telecommunications	1 / 0 / 0	2,655	1,884,166	14,596,042.57	12.55%
5700	- Travel & Leisure	7 / 4 / 0	3,100	1,571,032	11,136,454.11	9.57%
7500	- Utilities	4 / 0 / 1	2,086	735,852	3,480,094.47	2.99%

Top 10 best & worst performing Shares

Main Market

With positive Price change			With negative Price change		
	Closing price	change		Closing price	change
EUROBANK ERGASIAS (CR)	0.126	14.54% #	GRIVALIA PROPERTIES (CR)	7.70	-2.53% Ⓔ
GEK TERNA (CR)	1.99	13.71% #	CC HBC AG (CR)	14.21	-1.46% Ⓔ
ATTICA BANK S.A. (CR)	0.064	10.35% #	MLS MULTIMEDIA SA (CR)	4.00	-1.24% Ⓔ
MYTILINEOS HOLDINGS (CR)	5.50	9.34% #			
NATIONAL BANK (CR)	1.01	9.19% #			
FOLLI FOLLIE (CR)	28.90	9.10% #			
HYGEIA SA (CR)	0.168	9.09% #			
ELLAKTOR (CR)	1.85	8.82% #			
INTRACOM HOLDINGS (CR)	0.379	8.29% #			
P.P.A. S.A. (CR)	10.68	7.99% #			
With the highest Transactions Value			With the highest Transactions Volume		
	Value (thou. €)	change		Volume	change
ALPHA BANK (CR)	18,255.82	1.85% #	EUROBANK ERGASIAS (CR)	109,647,398	14.54% #
NATIONAL BANK (CR)	16,499.34	9.19% #	ALPHA BANK (CR)	53,305,545	1.85% #
PIRAEUS BANK (CR)	14,827.02	1.93% #	PIRAEUS BANK (CR)	26,736,609	1.93% #
OTE (CR)	14,596.04	5.60% #	NATIONAL BANK (CR)	16,228,793	9.19% #
EUROBANK ERGASIAS (CR)	14,339.03	14.54% #	ATTICA BANK S.A. (CR)	2,269,503	10.35% #
OPAP (CR)	10,538.57	6.67% #	OTE (CR)	1,884,166	5.60% #
JUMBO SA (CR)	7,313.25	6.64% #	MARFIN INVESTMENT GROUP (CR)	1,630,619	1.90% #
FOLLI FOLLIE (CR)	4,112.48	9.10% #	BANK OF CYPRUS (CR)	1,524,669	0.00% -
PPC (CR)	3,018.06	6.67% #	OPAP (CR)	1,324,036	6.67% #
CC HBC AG (CR)	1,326.04	-1.46% Ⓔ	JUMBO SA (CR)	811,527	6.64% #

Note: Stocks that are not included in the "Low Dispersion" and "Under Supervision" categories, and the transactions value is more than 10,000 €.

Derivatives Summary

	Number of Trades	Volume	Open Interest
Index Futures	1,798	14,608	50,598
FTSE/Athex Large Cap	1,798	14,608	50,598
Stock Futures	3,279	48,788	224,154
ALPHA BANK (CR)	486	14,272	40,256
CC HBC AG (CR)	3	3	250
CORINTH PIPEWORKS SA (CR)	0	0	499
ELLAKTOR (CR)	38	259	1,911
EUROBANK ERGASIAS (CR)	215	7,954	64,192
EYDAP S.A. (CR)	3	3	168
FOLLI FOLLIE (CR)	22	49	251
FRIGOGLASS SA (CR)	0	0	356
GEK TERNA (CR)	93	421	7,099
GRIVALIA PROPERTIES (CR)	32	92	258
HELLENIC EXCHANGES-A.S.E. (CR)	43	109	1,847
HELLENIC PETROLEUM (CR)	31	79	3,592
INTRALOT (CR)	3	16	401
JUMBO SA (CR)	37	110	844
MARFIN INVESTMENT GROUP (CR)	30	362	27,734
METKA (CR)	3	11	367
MOTOR OIL (CR)	29	253	506
MYTILINEOS HOLDINGS (CR)	83	222	3,527
NATIONAL BANK (CR)	665	12,427	21,814
OPAP (CR)	280	1,008	1,528
OTE (CR)	227	1,142	5,412
P.P.A. S.A. (CR)	5	15	245
PIRAEUS BANK (CR)	520	8,252	33,314
PPC (CR)	380	1,609	4,439
SIDENOR (CR)	4	20	662
TERNA ENERGY (CR)	4	16	1,642
TITAN CEMENT (CR)	37	78	635
VIOHALCO SA/NV (CB)	6	6	405
Index Options	24	657	6,731
FTSE/Athex Large Cap	24	657	6,731
Stock Options	1	100	336
ALPHA BANK (CR)	0	0	40
NATIONAL BANK (CR)	0	0	62
OPAP (CR)	0	0	0
OTE (CR)	1	100	140
PIRAEUS BANK (CR)	0	0	0
PPC (CR)	0	0	94
Total Derivatives Traded	5,102	64,153	281,819

Number of Outstanding Securities	Nominal Value	Dividends [1] 2012 2013 2014	Date of Last Coupon Dividend [2]	Date of Last Coupon Right	Note	Shares	Closing price	% change	Previous closing price/date	Open price	Price min	Price max	Last price	Avg price	Last Bid [7]	Last Ask [7]	P/E after	Year	Volume	Trades	Transactions Value	Company Mkt Value (thou. €)	Year low	Year high	Sector [4]
7,847,611	1.20	---	---	---	01/08/2007	28/09/2011	4939	EDRASIS - C. PSALLIDAS SA (CR)	0.150	---	0.150	30/01/2015	---	---	---	---	---	---	---	---	---	1,177.14	0.150	0.150	2357
5,750,000	0.300	---	---	---	12/12/2008	12/12/2011	4929	ELECTRONIKI ATHINON SA (CR)	0.480	---	0.480	30/01/2015	---	---	---	---	---	---	---	---	---	2,760.00	0.480	0.480	5375
24,605,397	0.400	---	---	---	29/06/1995	27/05/2002	4651	EMPORIKOS DESMOS SA (CR)	0.080	---	0.080	30/01/2015	---	---	---	---	---	---	---	---	---	2,134.04	0.080	0.080	3722
1,182,903	0.400	---	---	---	01/07/1996	27/05/2002	4652	EMPORIKOS DESMOS SA (PR)	0.140	---	0.140	30/01/2015	---	---	---	---	---	---	---	---	---	2,134.04	0.140	0.140	3722
7,326,648	1.00	---	---	---	26/07/2006	24/07/2001	4921	FINTEXPORT SA (CR)	0.328	---	0.328	30/01/2015	---	---	---	---	---	---	---	---	---	2,403.14	0.328	0.328	3763
13,692,227	1.47	---	---	---	07/07/2006	08/10/1999	5049	HELLENIC FABRICS SA (CR)	0.117	---	0.117	30/01/2015	---	---	---	---	---	---	---	---	---	1,601.99	0.117	0.117	3763
24,619,524	0.500	---	---	---	10/10/1986	30/12/2002	4914	KERAMIA-ALLATINI (CR)	0.088	---	0.088	30/01/2015	---	---	---	---	---	---	---	---	---	2,166.52	0.088	0.088	8633
7,840,373	1.20	---	---	---	18/07/2002	05/03/2003	4765	KLONATEX SA (PR)	0.080	---	0.080	30/01/2015	---	---	---	---	---	---	---	---	---	1,453.75	0.080	0.080	3763
20,663,047	1.20	---	---	---	21/08/2000	05/03/2003	4764	KLONATEX SA (CR)	0.040	---	0.040	30/01/2015	---	---	---	---	---	---	---	---	---	1,453.75	0.040	0.040	3763
17,544,600	0.600	---	---	---	03/07/2000	01/08/2000	4868	KOYMBAS SYNERGY GROUP (CR)	0.132	---	0.132	30/01/2015	---	---	---	---	---	---	---	---	---	2,315.89	0.132	0.132	8775
15,015,000	1.60	---	---	---	01/07/2002	02/02/2000	4603	MAXIM C.M. PERTSINIDIS SA (CB)	0.100	---	0.100	30/01/2015	---	---	---	---	---	---	---	---	---	1,501.50	0.100	0.100	3763
66,937,526	0.700	---	---	---	13/08/2010	21/05/2003	5003	MICHANIKI SA (CR)	0.100	---	0.100	30/01/2015	---	---	---	---	---	---	---	---	---	9,186.78	0.100	0.100	2357
25,968,987	0.700	---	---	---	13/08/2010	21/05/2003	5004	MICHANIKI SA (PR)	0.096	---	0.096	30/01/2015	---	---	---	---	---	---	---	---	---	9,186.78	0.096	0.096	2357
13,555,100	1.00	---	---	---	08/07/2005		4576	MICROLAND COMPUTERS SA (CR)	0.640	---	0.640	30/01/2015	---	---	---	---	---	---	---	---	---	8,675.26	0.640	0.640	5379
23,463,874	0.800	---	---	---	23/05/2003	21/12/1999	4918	NEORION SA (CR)	0.125	---	0.125	30/01/2015	---	---	---	---	---	---	---	---	---	2,932.98	0.125	0.125	2753
42,501,273	0.300	---	---	---	26/06/2007	10/08/2009	4993	NUTRIART (CR)	0.049	---	0.049	30/01/2015	---	---	---	---	---	---	---	---	---	2,082.56	0.049	0.049	3577
20,210,127	1.53	---	---	---	27/06/1997	20/03/2000	5061	PARNASSOS ENTERP. (CR)	0.070	---	0.070	30/01/2015	---	---	---	---	---	---	---	---	---	1,414.71	0.070	0.070	8775
25,583,146	0.300	---	---	---	25/06/2001	03/12/2008	4723	PETZETAKIS SA (CR)	0.260	---	0.260	30/01/2015	---	---	---	---	---	---	---	---	---	6,651.62	0.260	0.260	1357
9,550,386	0.500	---	---	---	01/07/1997	12/06/2008	4626	PRAXITELIO SA (CR)	0.390	---	0.390	30/01/2015	---	---	---	---	---	---	---	---	---	4,430.09	0.390	0.390	4533
1,306,368	0.500	---	---	---	01/07/1997	12/06/2008	4627	PRAXITELIO SA (PR)	0.540	---	0.540	30/01/2015	---	---	---	---	---	---	---	---	---	4,430.09	0.540	0.540	4533
62,683,822	0.300	---	---	---	27/05/2008	09/01/2006	4830	PROTON BANK S.A. (CR)	0.180	---	0.180	30/01/2015	---	---	---	---	---	---	---	---	---	11,283.09	0.180	0.180	8355
51,334,286	0.320	---	---	---	03/07/2000	18/12/2007	4548	SAOS (CR)	0.780	---	0.780	30/01/2015	---	---	---	---	---	---	---	---	---	40,040.74	0.780	0.780	2773
26,408,040	0.300	---	---	---	01/07/1997	26/05/1999	4464	SHEET STEEL SA (CR)	0.120	---	0.120	30/01/2015	---	---	---	---	---	---	---	---	---	3,168.96	0.120	0.120	1757
60,221,300	0.400	---	---	---	01/07/2002	01/11/2010	5022	SHELMAN SA (CR)	0.080	---	0.080	30/01/2015	---	---	---	---	---	---	---	---	---	4,817.70	0.080	0.080	2353
26,262,660	0.900	---	---	---	01/07/2008	24/02/2011	4954	SPRIDER STORES (CR)	0.031	---	0.031	30/01/2015	---	---	---	---	---	---	---	---	---	814.14	0.031	0.031	5371
144,688,060	0.600	---	---	---	21/04/2008	10/03/2010	4982	T BANK (CR)	0.048	---	0.048	30/01/2015	---	---	---	---	---	---	---	---	---	6,945.03	0.048	0.048	8355
6,523,780	0.530	---	---	---	01/07/2002	06/03/2001	4971	TECHNICAL PUBLICATIONS SA (CR)	0.006	---	0.006	30/01/2015	---	---	---	---	---	---	---	---	---	39.14	0.006	0.006	5557
13,920,000	0.320	---	---	---	19/11/2001	01/08/2000	4726	TEXAPRET SA (CR)	0.080	---	0.080	30/01/2015	---	---	---	---	---	---	---	---	---	1,113.60	0.080	0.080	3763
510,840	1.00	---	---	---	15/07/2008	21/11/2013	5036	TROPEA HOLDING (CR)	2.00	---	2.00	30/01/2015	---	---	---	---	---	---	---	---	---	1,021.68	2.00	2.00	3722
284,465,964	3.70	---	---	---	20/06/2008	15/06/2009	4913	TT HELLENIC POSTBANK (CR)	0.168	---	0.168	30/01/2015	---	---	---	---	---	---	---	---	---	47,790.28	0.168	0.168	8355
89,616,200	0.300	---	---	---	21/08/2000	28/06/2007	4616	UNITED TEXTILES (CR)	0.050	---	0.050	30/01/2015	---	---	---	---	---	---	---	---	---	4,480.81	0.050	0.050	3763
71,683,906	0.400	---	---	---	15/06/2005	05/02/2008	4953	XATZIOANNOU (CR)	0.026	---	0.026	30/01/2015	---	---	---	---	---	---	---	---	---	1,863.78	0.026	0.026	3763

Shares' Notes

Code	Note text
()	- Adjusted dividends.
*	- Last adjusted closing price.
[1]	- Net dividends.
[2]	- The "Date of Last Coupon" for New listings refers to the date company's stocks started to trade in Athex
[3]	- The Company Market Value is referred to the number of outstanding shares
[4]	- Sectors codification can be found in Appendix A
[5]	- The Market Value refers to the total number of shares listed (including their several classes) in the exchange by the company.
[6]	- P/E greater than 100
[7]	- Last view of the Order Book before the end of the trading session
4446	- Transfer to the "Under Supervision" Category as of 20/10/2008.
4447	- Transfer to the "Under Supervision" Category as of 21/10/2008.
4464	- Suspension of trading as of 1/12/2008.
4548	- Suspension of trading as of 1/4/2009.
4576	- Suspension of trading as of 14/7/2009.
4603	- Suspension of trading as of 1/12/2009.
4616	- Suspension of trading as of 25/2/2010.
4626	- Suspension of trading as of 1/4/2010.
4627	- Suspension of trading as of 1/4/2010.
4628	- Suspension of trading as of 1/4/2010.
4629	- Transfer to the Under Supervision Category as of 12/4/2010.
4651	- Suspension of trading as of 1/6/2010.
4652	- Suspension of trading as of 1/6/2010.
4690	- Transfer to Surveillance category as of 4/4/2006.
4702	- Suspension of trading as of 1/12/2010.
4723	- Suspension of trading as of 31/1/2011.
4726	- Suspension of trading as of 1/3/2011.
4750	- Transfer to the "Under Surveillance Category" from 8/4/2011.
4764	- Suspension of trading as of 20/5/2011.
4765	- Suspension of trading as of 20/5/2011.
4795	- The final gross (pre-tax) dividend is € 0.30 per share and subject to withholding tax on the full dividend amount, i.e. 0,45 per share, for those shareholders liable to withholding tax, in accordance with the applicable tax law provisions.
4814	- Transfer to the Low Dispersion Category as of 30/5/2011.
4815	- Transfer to the Low Dispersion Category as of 30/5/2011.
4816	- Transfer to the Low Dispersion Category as of 30/5/2011.
4817	- Transfer to the Low Dispersion Category as of 30/5/2011.
4820	- Transfer to the Low Dispersion category as of 18/4/2008.
4822	- Transfer to the Low Dispersion category as of 30/5/2011.
4823	- Transfer to the Low Dispersion category as of 4/4/2006.
4827	- Transfer to the Low Dispersion category as of 5/5/2010.
4830	- Suspension of trading as of 10/10/2011.
4833	- Transfer to Surveillance category from 6/5/2010.
4844	- Transfer to the Surveillance category from 8/4/2011.
4847	- Transfer to the Surveillance Category as of 3/7/2009.
4857	- The 793,906,274 new (CR) shares, resulting from the recent share capital increase through a rights issue, are not yet admitted to trading on the ATHEX.
4860	- Suspension of trading as of 30/3/2012.
4865	- Suspension of trading as of 2/4/2012.
4868	- Suspension of trading as of 2/4/2012.
4879	- Transfer to the Surveillance Category as of 10/4/2012.
4881	- Transfer to the Surveillance Category as of 10/4/2012.
4882	- Transfer to the Surveillance Category as of 10/4/2012.
4884	- Transfer to the Surveillance Category as of 10/4/2012.
4885	- Transfer to the Surveillance Category as of 10/4/2012.

Shares' Notes

Code	Note text
4886	- Transfer to the Surveillance Category as of 10/4/2012.
4887	- Transfer to the Surveillance Category as of 10/4/2012.
4888	- Transfer to the Surveillance Category as of 10/4/2012.
4911	- Lift of suspension from 30/7/2012.
4912	- Transfer to the Surveillance Category as of 31/7/2012.
4913	- Suspension of trading as of 30/8/2012.
4914	- Suspension of trading as of 31/8/2012.
4918	- Suspension of trading as of 31/8/2012.
4920	- Suspension of trading as of 31/8/2012.
4921	- Suspension of trading as of 31/8/2012.
4929	- Suspension of trading as of 1/10/2012.
4937	- Transfer to the UNDER DELETION category as of 30/11/2012.
4938	- Transfer to the UNDER DELETION category as of 30/11/2012.
4939	- Suspension of trading as of 30/11/2012.
4953	- Suspension of trading as of 2/4/2013.
4954	- Suspension of trading as of 2/4/2013.
4955	- Transfer to the Surveillance Category as from 5/4/2013.
4956	- Transfer to the Surveillance Category as from 5/4/2013.
4957	- Transfer to the Surveillance Category as from 5/4/2013.
4958	- Transfer to the Surveillance Category as from 5/4/2013.
4959	- Transfer to the Surveillance Category as from 5/4/2013.
4960	- Transfer to the Surveillance Category as from 5/4/2013.
4961	- Transfer to the Surveillance Category as from 5/4/2013.
4971	- Suspension of trading as of 3/6/2013.
4977	- Transfer to the "Under Surveillance Category" from 11/6/2013.
4978	- Transfer to the Under Supervision Category as of 11/6/2013.
4982	- Suspension of trading as of 1/12/2011.
4983	- Transfer to the Surveillance Category as of 5/4/2013.
4985	- Transfer to the "Under Surveillance Category" from 8/4/2011.
4993	- Suspension of trading as of 21/6/2013 (15:18).
4997	- Transfer to the Under Supervision Category as of 21/12/2009. - The 6,870,053 new (CB) shares, resulting from the recent share capital increase through a rights issue, are not yet admitted to trading on the ATHEX.
5002	- Suspension of trading as of 30/08/2013.
5003	- Suspension of trading as of 30/08/2013.
5004	- Suspension of trading as of 30/08/2013.
5007	- Transfer to the Surveillance category, as of 11/10/2013.
5008	- Transfer to the Surveillance Category from 8/4/2011.
5022	- Suspension of trading as of 2/12/2013.
5023	- Suspension of trading as of 2/12/2013.
5031	- The 612,300 new (CR) shares, resulting from the recent share capital increase through a rights issue, are not yet admitted to trading on the ATHEX.
5033	- Transfer to the Surveillance Category as of 25/11/2011. The 97,144,575 new (CR) shares, resulting from the recent share capital increase through a rights issue, are not yet admitted to trading on the ATHEX.
5036	- The company's share is under suspension of trading as of 2/4/2012. During suspension, the company proceeded and concluded a share reverse split, according to which - after the conclusion of the corporate action - the total number of the company's shares, as well as, the last closing price of 30/03/2012 were adjusted.
5046	- Transfer to the Low Dispersion category as of 8/4/2011.
5047	- Suspension of trading as of 27/3/2014.
5049	- Under suspension of trading as of 1/4/2014.
5053	- Transfer to the UNDER DELETION category as of 10/4/2014.
5054	- Transfer to the Surveillance Category as of 10/4/2014.
5055	- Transfer to the Surveillance Category as of 10/4/2014.
5056	- Transfer to the Under Supervision Category as of 14/4/2014.
5057	- Transfer to the Surveillance Category as of 29/12/2011.
5058	- Transfer to the Surveillance Category as of 29/12/2011.
5059	- Transfer to the Low Dispersion category as of 2/6/2014.

Shares' Notes

Code	Note text
5061	- Suspension of trading as of 2/6/2014.
5062	- Transfer to the UNDER DELETION category as of 4/6/2014.
5069	- Suspension of trading as of 1/10/2014.
5073	- The 90,000 new (CR) shares, resulting from the recent share capital increase through a rights issue, are not yet admitted to trading on the ATHEX.
5075	- Transfer to the "Low Dispersion" Category as of 31/10/2014.
5079	- Suspension of trading from 1/12/2014.
5080	- Suspension of trading as of 6/9/2011.
5081	- Transfer to the Surveillance category, as of 19/12/2014.

Securities Blocks Details

Securities	Block Volume	Price	Block Trade Value	Time of approval	Note
JUMBO SA (CR)	131,000	9.10	1,192,100.00	10:44:17	20
JUMBO SA (CR)	75,000	9.02	676,500.00	11:09:42	20
CC HBC AG (CR)	10,000	14.40	143,992.00	12:03:55	14
JUMBO SA (CR)	65,000	9.00	585,000.00	12:14:49	20
JUMBO SA (CR)	68,055	9.00	612,495.00	12:56:18	20
OTE (CR)	97,678	7.76	757,981.28	13:20:54	20
FOLLI FOLLIE (CR)	30,000	27.80	834,000.00	13:21:09	20
ALPHA BANK (CR)	1,500,000	0.344	516,000.00	14:03:16	20
PIRAEUS BANK (CR)	1,000,000	0.559	558,500.00	14:06:57	20
FOLLI FOLLIE (CR)	50,000	27.98	1,399,000.00	15:26:44	20
ALPHA BANK (CR)	2,000,000	0.338	675,800.00	15:52:30	20
JUMBO SA (CR)	50,000	8.97	448,250.00	16:35:42	20
FOLLI FOLLIE (CR)	30,000	27.98	839,400.00	16:58:05	20
JUMBO SA (CR)	100,000	8.99	899,000.00	17:10:41	20

Blocks Notes

2 - SPOT 1 or SPOT 2 Packet	11 - Total Assets > 500 bil
3 - Block with Short Selling	12 - Sell Offer through Athex
4 - Buy to Close Block	13 - Forced Sale of NMOE
6 - Simultaneous Constitution	14 - Restoration Packet
7 - Repurchase Agreement	15 - Market Maker Packet
8 - Dispersion's Achievement (Not Listed)	16 - Short Selling
9 - Dispersion's Achievement (Listed)	18 - SPOT 1 Packet
10 - Share Capital Majority of Greek State (> 50 bil)	20 - Method 6-1 Packet

Shares Rights Details

Occured date	Exercise from	Exercise until	Trading until	Rights	Price min	Price max	Closing price	Last Bid	Last Ask	Volume	Trades	Transactions Value
--------------	---------------	----------------	---------------	--------	-----------	-----------	---------------	----------	----------	--------	--------	--------------------

No Rights Transactions.

Shares Forced Sales

Securities	Transaction s Volume	Number of Trades	Transactions Value	Note
------------	-------------------------	---------------------	-----------------------	------

No Forced Transactions.

Forced Sales Notes

- 1 - Normal Forced Sale.
- 2 - Forced Sales of Fixed Registered Shares.
- 3 - Forced Sales of Remaining Stock Fractions.

Forced Sales Registered Shares

Securities	Start Date	End Date	Initial Volume	Remaining Volume	Date	Avg price (day)	Avg price (period)	Number of Trades	Transactions Volume	Transactions Value
------------	------------	----------	----------------	------------------	------	-----------------	--------------------	------------------	---------------------	--------------------

No Fixed Registered Shares Forced Sales.

Forced Sales Notes

According to Decision 1/380/04.05.2008 of the Hellenic Republic Capital Market Commission, the certificated registered shares that have not been deposited to the issuer for dematerialisation, will be auctioned in the Athens Exchange by the supervising issuer. Forced sales procedure is held according to Article 99A of the Athens Exchange Rulebook. The average price of the period is calculated by dividing the Total transactions value by the Total volume and includes all the transactions made until the current date.

Exchange Traded Funds (ETFs) Characteristics

	Transactions Date (T)	Creation / Redemption	Units (T-1)	New Units (T-1)	Redemption Units (T-1)	Units (T) [1]	Fund Assets [2]	Net Unit Price	Dividend per	Dividend Date
NBGAM ETF ΓΔ Χ.Α.	02/02/2015	25,000	294,878	---	---	294,878	2,377,956.00	8.0642	---	27/10/2011
ALPHA ETF FTSE Athex Large Cap	02/02/2015	50,000	5,848,618	---	---	5,848,618	12,757,290.00	2.1812	0.05	01/07/2013
NBGAM ETF GREECE & TURKEY 30	02/02/2015	25,000	388,550	---	---	388,550	3,092,296.00	7.9586	---	27/10/2011

ETFs Notes

[1] - Units (T) = Units (T-1) + New Units (T-1) - Redemption Units (T-1)

[2] - The Creation / Redemption Units of T-1 are included.

Corporate Bonds

Num Listed Bonds	Nominal price	Issue price	Today's Rate	Exp. Date	Duration (years)	Note	Coupon attached		Trading	Corporate Bonds	Price min	Price max	Closing price	Previous closing		Volume	Transactions Value	Last order			ear min	Year max
							Common	Preferred						price/date	Price			Buy / Sell	Date			
4,122,910	4.77	4.77	5.00	19/03/2015	5	---	20	---	1	MARFIN INVESTMENT GROUP S.A. (Conver to CR shar)	---	---	---	90.0000	12/01/2015	---	---	81.0000	B	28/11/2014	90.0000	90.0000
1,794,284	12.49	9.77	5.05	12/07/2015	8	---	---	---	1	NIREUS S.A. (Convertible to CR shares)	---	---	---	12.0000	29/01/2014	---	---	11.0000	B	17/11/2014	12.0000	12.0000
212,801,311	1.00	1.00	6.30	29/07/2020	7	---	7	---	1	MARFIN INVESTMENT GROUP S.A. SERIES B (BOND)	---	---	---	0.8500	23/08/2013	---	---	1.0000	B	28/11/2014	0.8500	0.8500
163,991,598	1.00	1.00	7.00	29/07/2019	6	---	7	---	1	MARFIN INVESTMENT GROUP S.A. SERIES A (BOND)	---	---	---	1.0000	23/08/2013	---	---	1.0000	B	28/11/2014	1.0000	1.0000

Corporate Bonds Notes

Transactions Volume = (Pieces) * (Nominal Price). Transactions Value = (Pieces) * (Nominal Price) * (price %) + (Accrued interest).

The price of a Bond is stated as a percentage (%) of Bond's Nominal Price.

Nominal Price in Euros (€), except if it is noted differently.

Government Bonds

Number Listed Bonds	Nominal price	Today's Rate	Accrued Interest Calc	Exp. Date [1]	Duration (years)	Note	Coupons Date	Curr. coupon value	Trading Unit	Government Bonds	Price min	Price max	Closing price	Previous closing price/date	Volume	Transactions Value	Price	Last order Buy / Sell	Date
2,658,781,973	1.00	4.30	Actual/Actual	24/02/2023	11	---	24/02	4.30	1	GGB-FXD-240223-11Y-2.000-1.00	---	---	---	10.0000 28/01/2015	---	---	---	---	---
2,658,781,973	1.00	4.30	Actual/Actual	24/02/2024	12	---	24/02	4.30	1	GGB-FXD-240224-12Y-2.000-1.00	---	---	---	10.0000 28/01/2015	---	---	---	---	---
2,658,781,973	1.00	4.30	Actual/Actual	24/02/2025	13	---	24/02	4.30	1	GGB-FXD-240225-13Y-2.000-1.00	---	---	---	10.0000 28/01/2015	---	---	---	---	---
2,658,781,973	1.00	4.30	Actual/Actual	24/02/2026	14	---	24/02	4.30	1	GGB-FXD-240226-14Y-2.000-1.00	---	---	---	10.0000 28/01/2015	---	---	---	---	---
2,658,781,973	1.00	4.30	Actual/Actual	24/02/2027	15	---	24/02	4.30	1	GGB-FXD-240227-15Y-2.000-1.00	---	---	---	10.0000 28/01/2015	---	---	---	---	---
2,836,034,104	1.00	4.30	Actual/Actual	24/02/2028	16	---	24/02	4.30	1	GGB-FXD-240228-16Y-2.000-1.00	---	---	---	10.0000 28/01/2015	---	---	---	---	---
2,836,034,104	1.00	4.30	Actual/Actual	24/02/2029	17	---	24/02	4.30	1	GGB-FXD-240229-17Y-2.000-1.00	---	---	---	10.0000 28/01/2015	---	---	---	---	---
2,836,034,104	1.00	4.30	Actual/Actual	24/02/2030	18	---	24/02	4.30	1	GGB-FXD-240230-18Y-2.000-1.00	---	---	---	10.0000 28/01/2015	---	---	---	---	---
2,836,034,104	1.00	4.30	Actual/Actual	24/02/2031	19	---	24/02	4.30	1	GGB-FXD-240231-19Y-2.000-1.00	---	---	---	10.0000 28/01/2015	---	---	---	---	---
2,836,034,104	1.00	4.30	Actual/Actual	24/02/2032	20	---	24/02	4.30	1	GGB-FXD-240232-20Y-2.000-1.00	---	---	---	10.0000 28/01/2015	---	---	---	---	---
2,836,034,104	1.00	4.30	Actual/Actual	24/02/2033	21	---	24/02	4.30	1	GGB-FXD-240233-21Y-2.000-1.00	---	---	---	10.0000 28/01/2015	---	---	---	---	---
2,836,034,104	1.00	4.30	Actual/Actual	24/02/2034	22	---	24/02	4.30	1	GGB-FXD-240234-22Y-2.000-1.00	---	---	---	10.0000 28/01/2015	---	---	---	---	---
2,836,034,104	1.00	4.30	Actual/Actual	24/02/2035	23	---	24/02	4.30	1	GGB-FXD-240235-23Y-2.000-1.00	---	---	---	10.0000 28/01/2015	---	---	---	---	---
2,836,034,104	1.00	4.30	Actual/Actual	24/02/2036	24	---	24/02	4.30	1	GGB-FXD-240236-24Y-2.000-1.00	---	---	---	10.0000 28/01/2015	---	---	---	---	---
2,836,034,104	1.00	4.30	Actual/Actual	24/02/2037	25	---	24/02	4.30	1	GGB-FXD-240237-25Y-2.000-1.00	---	---	---	10.0000 28/01/2015	---	---	---	---	---
2,836,034,104	1.00	4.30	Actual/Actual	24/02/2038	26	---	24/02	4.30	1	GGB-FXD-240238-26Y-2.000-1.00	---	---	---	10.0000 28/01/2015	---	---	---	---	---
2,836,034,104	1.00	4.30	Actual/Actual	24/02/2039	27	---	24/02	4.30	1	GGB-FXD-240239-27Y-2.000-1.00	---	---	---	10.0000 28/01/2015	---	---	---	---	---
2,836,034,104	1.00	4.30	Actual/Actual	24/02/2040	28	---	24/02	4.30	1	GGB-FXD-240240-28Y-2.000-1.00	---	---	---	10.0000 28/01/2015	---	---	---	---	---
2,836,034,104	1.00	4.30	Actual/Actual	24/02/2041	29	---	24/02	4.30	1	GGB-FXD-240241-29Y-2.000-1.00	---	---	---	10.0000 28/01/2015	---	---	---	---	---
2,836,034,104	1.00	4.30	Actual/Actual	24/02/2042	30	---	24/02	4.30	1	GGB-FXD-240242-30Y-2.000-1.00	---	---	---	10.0000 28/01/2015	---	---	---	---	---
742,153	1,000.00	0.93	FLR Actual/360	10/08/2019	5	---	10/02 - 10/08	---	1	GGB-FLT-100819-05Y-0.934-1,000	---	---	---	---	---	---	---	---	---
4,030,827	1,000.00	4.75	Actual/Actual	17/04/2019	5	---	17/04	4.75	1	GGB-FXD-170419-05Y-4.750-1,000	---	---	---	---	---	---	---	---	---
2,089,066	1,000.00	3.38	Actual/Actual	17/07/2017	3	---	17/07	3.38	1	GGB-FXD-170717-03Y-3.375-1,000	---	---	---	---	---	---	---	---	---

Government Bonds Notes

Transactions Volume = (Pieces) * (Nominal Price). Transactions Value = (Pieces) * (Nominal Price) * (price %) + (Accrued interest).

The Value of current coupon for the issues with NV 0.01 euro refers to NV 100 euros

FLR: Floating Interest Rate.

[1] - The Expiration Date of the interest bearing period and the Date for coupon payment.

Bonds in Circulation	Currency / Min nominal traded Value	Coupons Payment Date	Current Coupon Value	Note	Coupon Attached	Trading Unit	Issue Date	Duration (years)	Today's Interest	A.I.C in days	Bonds	Last price of previous days	Last Outcry in Cash (euro) Price	Buy / Sell	Date	Trades in Pieces	Life min	Life Max	
Bonds of International Organizations																			
1,000,000	EUR / 1000	21/07	---	---	9	1	21/07/2006	10	5.0 FLR	360	EUROPEAN INVESTMENT BANK BOND	97.50	16/04/2007	---	---	---	---	---	
Corporate Bonds in Foreign Currency and Euro																			
103,746	GBP / 10	01/12	0.25	---	56	1	01/12/1930	98	2.5	360	National Mortgage Bank	2.27	05/02/1996	2.27	S	05/02/1996	---	2.27	2.27
0	GBP / 10	01/12	0.25	---	58	1	01/12/1928	100	2.5	360	National Mortgage Bank	---	---	---	---	---	---	---	---

Government Bonds Notes

A.I.C: Accrued Interest Calculation base.

FLR: Floating Interest Rate.

The minimum tradeable Nominal Value for all Demeterialised Government Titles is 100 Euros.

State Banks Bonds (one year maturity)

Number Listed Bonds	Nominal value	Initial Rate	Current Rate	Annual Interest	Issue Date	Note	State Banks Bonds	Trading Unit	Yearly Renewals	Last Outcry in Cash (euro)		Volume
										Price	Buy / Sell	
2,446	1,182.96	4.90	2.47	29.69	31/05/2008	---	H.I.D.B.	1	7	---	---	---

Bonds Notes

The annual renewal of H.I.D.B. Bonds is free of taxes (net rate).
For Bonds issue until 30/01/2015 the accrued interest is capitalized.

Athex & ATHEXClear Members List

Member Name	Stock Market			Derivatives Market			ATHEXClear Member					
	Address	Phone	Fax	Market Member	Remote Member	Market Maker	Proprietary	Market Maker	Agent	General Clearing	Direct Clearing	Non Clearing
A. SARRIS SECURITIES S.A.				a								
6, DRAGATSANIOU STR. ATHINA	(210)-3367700	(210)-3312324										
AGRICULTURAL BANK OF GREECE S.A.								a			a	
, 23 PANEPISTIMIOU ATHINA	(210)-3298400	(210)-3298322										
ALPHA FINANCE INVESTMENT SERVICES S.A.				a		a		a			a	
5, MERLIN STR. ATHINA	(210)-3677400	(210)-3311193										
ALPHA BANK A.E.							a			a		
40, STADIOU STR ATHINA	(210)-3260000	(210)-3264116										
	(210)-3265546	(210)-3265811										
ARGUS STOCKBROKERS LTD				a	a							
12-14, KENNEDY AVE. S. 303 NICOSIA	(+35722)-22717000	(+35722)-22717070										
ATHENAIKI BROKERAGE FIRM S.A.				a								
33, STADIOU STR. ATHINA	(210)-3254764	(210)-3254767										
ATLANTIC SECURITIES LIMITED				a	a							
37, PRODROMOU STR. NICOSIA	(+35722)-445400	(+35722)-661914										
ATLAS SECURITIES S.A				a			a					a
14 - 16, VERVENON STR.& 125 MICHALAKOPOULOU STR. ATHINA	(210)-3363300	(210)-3238925										
ATTICA BANK S.A.										a		
54, AKADIMIAS STR. ATHINA	(210)-3390757	(210)-3646090										
23, OMIROU STR. ATHINA	(210)-3669000	(210)-3669410										
AXIA VENTURES GROUP LTD				a	a							
10, G. KRANIDIOTI NICOSIA	+357 22 742000	+357 22 742001										
AXON SECURITIES S.A.				a			a					a
48, STADIOU ATHINA	(210)-3363800	(210)-3243903										
BANK OF CYPRUS PUBLIC COMPANY LTD										a		
, 51, STASINOU (AG. PARASKEVI, STROVOLOS) NICOSIA	(0035722)-121883	(0035722)-336258										
170, ALEXANDRAS AVE ATHINA	(210)-6477708	(210)-6477709										
BETA SECURITIES S.A.				a		a	a	a			a	
, BRAILA & 29 ALEXANDRAS AVE ATHINA	(210)-6478900	(210)-6410139										
BNP PARIBAS SECURITIES SERVICES										a		
94, VAS. SOFIAS AVE ATHINA	(210)-7468500	(210)-7468579										
CAPITAL SECURITIES S.A.				a			a					a
58, MITROPOLEOS STR. ATHINA	(210)-3369700	(210)-3369820										
CFS SECURITIES & INVESTMENT SERVICES S.A.				a		a			a		a	
3, STADIOU STR. ATHINA	(210)-3360800	(210)-3311854										
CITIGROUP GLOBAL MARKET LTD				a	a							
, CITIGROUP CENTRE, CANADA SQUARE, CANARY WHART LONDON	002079864000	002079862266										
CO-OPERATIVE CENTRAL BANK LTD					a							
8, GRIGORI AFXENTIOU STR. NICOSIA	(+35722)-743300	(+35722)-672083										
CREDIT AGRICOLE CHEUVREUX S.A.					a							
, 9 QUAI PAUL DOUMER PARIS	33 (0) 1 41 89 70 00											
CREDIT SUISSE SECURITIES (EUROPE) LIMITED				a	a							
, ONE CABOT SQUARE LONDON	+44 20 7888 8888	+44 20 7888 1600										
CYCLOS SECURITIES S.A.				a		a	a				a	
39, PANEPISTIMIOU STR. ATHINA	(210)-3364300	(210)-3239122										
D.A. TSEKOURAS SEC. S.A.				a								
, PESMAZOGLOY 3	(210)-3214406	(210)-3211997										
DEUTSCHE BANK A.G.				a	a							
70, THEODOR-HEUSS-ALLEE FRANKFURT	0049 69 910 00	0049 69 910 34 225										
DYNAMIC SECURITIES				a					a		a	
6 - 10, CHAR. TRIKOUPH STR. ATHINA	(210)-3677700	(210)-3677777										
EL. PETROPOULAKIS SECURITIES S.A.				a					a			a
9, ARISTIDOU STR. ATHINA	(210)-3213928	(210)-3216810										
EUROBANK EQUITIES S.A.				a		a		a			a	
10, FILELLINON STR. ATHINA	(210)-3720000	(210)-3720001										
EUROBANK ERGASIAS S.A.										a		
8, OTHONOS STR. ATHINA	(210)-3337000	(210)-3233866										
	(210)-3337969	(210)-3245916										
EUROCORP SECURITIES S.A.				a			a				a	
14, FILIKIS ETAIRIAS SQ. ATHINA	(210)-7263500	(210)-7263666										
EUOTRUST BROKERAGE S.A.				a								
13-15, SOPHOCLEOUS STR. ATHINA	(210)-3363100	(210)-3238334										

Athex & ATHEXClear Members List

Member Name	Stock Market			Derivatives Market			ATHEXClear Member					
	Address	Phone	Fax	Market Member	Remote Member	Market Maker	Proprietary	Market Maker	Agent	General Clearing	Direct Clearing	Non Clearing
EUROXX SECURITIES S.A.				a			a				a	
7, PALAIOLOGOU STR. CHALANDRI	(210)-6879400	(210)-6879401										
G.A. PERVANAS SECURITIES & INVESTMENT SERVICES CO S.A.				a			a					a
7 - 9, SOPHOCLEOUS STR. ATHINA	(210)-3251875	(210)-3210291										
GLOBAL CAPITAL SECURITIES AND FINANCIAL SERVICES LTD				a	a							
5, LEMESOU AVE. LEMESOS CYPRUS	(+35722)-710710	(+35722)-339332										
GUARDIAN TRUST SECURITIES S.A				a		a	a					a
15, FILELLINON STR. ATHINA	(210)-3220402	(210)-3220498										
HELLENIC AMERICAN SEC. S.A.				a			a					
6, EVRIPIDOU STR. ATHINA	(210)-3311100	(210)-3215968										
HELLENIC BANK (INVESTMENTS) LTD				a	a							
31, KYRIAKOY MATSI AVE. NICOSIA	(+35722)-500100	(+35722)-500110										
HSBC BANK PLC										a		
109-111, MESOGION AVE ATHINA	(210)-6961507	(210)-6929310										
INDEX SECURITIES S.A.				a								
6, DRAGATSANIOU STR. ATHINA	(210)-3213920	(210)-3213216										
INTERSEC S.A.							a				a	
80-88, SYGROU AVE ATHINA	(210)-9203000	(210)-9203052										
INVESTMENT BANK OF GREECE S.A.				a		a		a		a		
24B, KIFISSIAS AVE MAROUSI	(210)-8171800	(210)-8171889										
32, AIGEIALIAS MAROUSI	(210) 8173000	(210) 8173101										
J. CHR. MAVRIKIS SECURITIES S.A.				a								
5, SOPHOCLEOUS STR. ATHINA	(210)-3213949	(210)-3217767										
KAPPA SECURITIES S.A.				a			a					a
15, VALAORITOU STR. ATHINA	(210)-3610371	(210)-3641002										
KYPROU SECURITIES S.A.						a	a					a
26, HALKIDONOS & FIDIPIPIDOY STR. ATHINA	(210)-8701000	(210)-8701049										
LAIKI FINANCIAL SERVICES LTD				a	a							
26, CLR HOUSE, VIRONOS AVE. NICOSIA	(+35722)-898600	(+35722)-680953										
LEON DEPOLAS SECURITIES S.A.				a					a			a
1, CHR. LADA STR. ATHINA	(210)-3213286	(210)-3211618										
MAGNA TRUST SECURITIES S.A				a					a			a
9, FIDIOU STR. ATHINA	(210)-3327503	(210)-3327599										
MEGA EQUITY SECURITIES & FINANCIAL SERVICES LTD				a	a							
42-44, GRIBA DIGENI AV. NICOSIA	(+35722)-711711	(+35722)-711811										
MERIT SECURITIES S.A				a		a	a				a	
38, VAS. KONSTANTINOY STR. ATHINA	(210)-3671800	(210)-3671830										
MERRILL LYNCH				a	a							
2, KING EDWARD STREET LONDON	(+4420)-79952000	(+4420)-79954525										
MIDAS BROKERAGE S.A.				a								
5, SOPHOCLEOUS STR. ATHINA	(210)-3253203	(210)-3253205										
N. CHRYSOCHOIDIS STOCK BROKERAGE I.S.S.A.				a					a		a	
7 - 9, SOPHOCLEOUS STR. ATHINA	(210)-3213913	(210)-3216115										
N. SARROS SECURITIES S.A.							a					
7-9, SOPHOCLEOUS STR. ATHINA	(210)-3705600	(210)-3219992										
NATIONAL BANK OF GREECE S.A.				a				a		a		
68, AKADIMIAS STR. ATHINA	(210)-3328817	(210)-3328678										
86, AIOLOU STR. ATHINA	(210)-3341000	(210)-3228187										
NBG SECURITIES S.A.				a		a		a				a
68, AKADIMIAS STR. ATHINA	(210)-3328500	(210)-3328565										
NEW PROTON BANK S.A.							a				a	
20, ESLIN & AMALIADOS ATHINA	210 6970000	210 6970111										
NUNTIUS SECURITIES S.A				a					a			a
6, DRAGATSANIOU STR. ATHINA	(210)-3350599	(210)-3254846										
PANTELAKIS SEC. S.A.				a			a					a
109-111, MESOGION AVE. ATHINA	(210)-6965000	(210)-6929550										
PEGASUS BROKERAGE FIRM S.A				a			a					
17, VALAORITOU STR. ATHINA	(210)-3670700	(210)-3670760										
PIRAEUS BANK S.A.				a					a	a		
4, AMERIKIS STR. ATHINA	(210)-3335000	(210)-3335079										
4, AMERIKIS STR ATHINA	(210)-3335918	(210)-3254207										
PIRAEUS SECURITIES S.A.				a				a			a	
10, STADIOU STR. ATHINA	(210)-3354100	(210)-3233814										

Athex & ATHEXCclear Members List

Member Name	Stock Market			Derivatives Market			ATHEXCclear Member		
	Market Member	Remote Member	Market Maker	Proprietary	Market Maker	Agent	General Clearing	Direct Clearing	Non Clearing
PRELIUM SECURITIES & INVESTMENT SERVICES S.A.	a			a					a
, KIFISSIAS AVE & 1 DAVAKI STR ATHINA	(210)-3677000	(210)-6920403							
PROCHOICE SECURITIES LTD	a	a							
57, SPYROU KYPRIANOY NICOSIA	+357-24-661192	+357-24-662464							
SHARELINK SECURITIES & FINANCIAL SERVICES LTD	a	a							
6, ELLINAS HOUSE, THEOTOKI STR. NICOSIA	(+35722)-554200	(+35722)-750852							
SOCIETE GENERALE S.A.	a	a		a					
17, COURS VALMY PUTEAUX - LA DEFENSE PARIS	(+33) 142134754	(+33) 142135697							
240-242, KIFISSIAS AVE ATHINA	(210)-6790161	(210)-6728828							
SOLIDUS SECURITIES S.A	a			a				a	
64, LOUIZIS RIANKOUR STR. ATHINA	(210)-6925500	(210)-6985421							
ST. EM. LAVRENTAKIS SECURITIES S.A.	a			a					a
7 - 9, SOPHOCLEOUS STR. ATHINA	(210)-3213336	(210)-3246572							
THE CYPRUS INVESTMENT AND SECURITIES CORPORATION LIMITED (CISCO)	a	a							
4, EVROU STR. (EUROLIFE HOUSE) NICOSIA	(+35722)-881800	(+35722)-881801							
UBS LIMITED	a	a							
1, FINSBURY AVENUE LONDON	(+4420)-79013333	(+4420)-79012345							
KARAMANOF SECURITIES & INV. SERVICES S.A.	a					a		a	
2, SQ. ST THEODORON ATHINA	(210)-3212947	(210)-3217088							

List of Stocks under Market Making operations

Securities Market Maker	Stock Category	
	Start Market Making	End Market Making
CYPRUS POPULAR BANK (CR)	Suspension Status	
PIRAEUS SECURITIES S.A.	02/02/2013	01/01/2400
VIOHALCO (CB)	Suspension Status	
ALPHA FINANCE INVESTMENT SERVICES S.A.	11/02/2013	01/01/2400
EUROBANK EQUITIES S.A.	20/01/2013	01/01/2400
MERIT SECURITIES S.A.	13/12/2012	01/01/2400
ALPHA BANK (CR)	Main Market	
EUROBANK EQUITIES S.A.	24/10/2012	01/01/2400
HELLENIC AMERICAN SEC. S.A.	25/07/2014	01/01/2400
INVESTMENT BANK OF GREECE S.A.	08/01/2013	01/01/2400
MERIT SECURITIES S.A.	03/09/2013	01/01/2400
NBG SECURITIES S.A.	15/01/2013	01/01/2400
PIRAEUS SECURITIES S.A.	28/05/2013	01/01/2400
ALUMIL (CR)	Main Market	
BETA SECURITIES S.A.	18/07/2013	01/01/2400
ATTICA BANK S.A. (CR)	Main Market	
BETA SECURITIES S.A.	02/06/2014	01/01/2400
EUROBANK EQUITIES S.A.	25/07/2014	01/01/2400
HELLENIC AMERICAN SEC. S.A.	25/07/2014	01/01/2400
BYTE COMPUTER SA (CR)	Main Market	
MERIT SECURITIES S.A.	04/08/2013	01/01/2400
CC HBC AG (CR)	Main Market	
EUROBANK EQUITIES S.A.	23/10/2013	01/01/2400
NBG SECURITIES S.A.	29/04/2013	01/01/2400
ELLAKTOR (CR)	Main Market	
EUROBANK EQUITIES S.A.	01/06/2013	01/01/2400
INVESTMENT BANK OF GREECE S.A.	02/01/2013	01/01/2400
NBG SECURITIES S.A.	25/06/2013	01/01/2400
ELTECH ANEMOS S.A. (CR)	Main Market	
EUROBANK EQUITIES S.A.	22/07/2014	01/01/2400
ELTON SA (CR)	Main Market	
BETA SECURITIES S.A.	03/09/2013	01/01/2400
EUROBANK ERGASIAS (CR)	Main Market	
ALPHA FINANCE INVESTMENT SERVICES S.A.	08/01/2013	01/01/2400
EUROBANK EQUITIES S.A.	01/06/2013	01/01/2400
HELLENIC AMERICAN SEC. S.A.	25/07/2014	01/01/2400
INVESTMENT BANK OF GREECE S.A.	08/01/2013	01/01/2400
PIRAEUS SECURITIES S.A.	28/09/2013	01/01/2400
EUROCONSULTANTS S.A. (CR)	Main Market	
EUROBANK EQUITIES S.A.	22/07/2014	01/01/2400
FOLLI FOLLIE (CR)	Main Market	
NBG SECURITIES S.A.	17/02/2014	01/01/2400
FRIGOGLASS SA (CR)	Main Market	
EUROBANK EQUITIES S.A.	27/10/2014	01/01/2400
GEK TERNA (CR)	Main Market	
INVESTMENT BANK OF GREECE S.A.	02/01/2013	01/01/2400
GR. SARANTIS SA (CR)	Main Market	
BETA SECURITIES S.A.	14/05/2013	01/01/2400
HELLENIC EXCHANGES-A.S.E. (CR)	Main Market	
EUROBANK EQUITIES S.A.	01/06/2013	01/01/2400
HELLENIC AMERICAN SEC. S.A.	01/09/2014	01/01/2400
INVESTMENT BANK OF GREECE S.A.	02/01/2013	01/01/2400
NBG SECURITIES S.A.	25/06/2013	01/01/2400
INTRACOM CONSTR. (CR)	Main Market	
MERIT SECURITIES S.A.	27/12/2012	01/01/2400
INTRALOT (CR)	Main Market	
EUROBANK EQUITIES S.A.	01/06/2013	01/01/2400
INVESTMENT BANK OF GREECE S.A.	02/01/2013	01/01/2400
PIRAEUS SECURITIES S.A.	28/09/2013	01/01/2400
KRETA FARM SA (CR)	Main Market	
EUROBANK EQUITIES S.A.	17/11/2014	01/01/2400
LAMDA DEVELOPMENT SA (CR)	Main Market	
EUROBANK EQUITIES S.A.	08/12/2014	01/01/2400
MARFIN INVESTMENT GROUP (CR)	Main Market	
HELLENIC AMERICAN SEC. S.A.	25/07/2014	01/01/2400
PIRAEUS SECURITIES S.A.	02/02/2013	01/01/2400
MLS MULTIMEDIA SA (CR)	Main Market	
BETA SECURITIES S.A.	18/07/2013	01/01/2400

List of Stocks under Market Making operations

Securities Market Maker	Stock Category	
	Start Market Making	End Market Making
MOTOR OIL (CR)	Main Market	
EUROBANK EQUITIES S.A.	23/10/2012	01/01/2400
HELLENIC AMERICAN SEC. S.A.	01/09/2014	01/01/2400
NBG SECURITIES S.A.	17/02/2014	01/01/2400
MYTILINEOS HOLDINGS (CR)	Main Market	
HELLENIC AMERICAN SEC. S.A.	25/07/2014	01/01/2400
INVESTMENT BANK OF GREECE S.A.	02/01/2013	01/01/2400
NBG SECURITIES S.A.	25/06/2013	01/01/2400
NATIONAL BANK (CR)	Main Market	
ALPHA FINANCE INVESTMENT SERVICES S.A.	08/01/2013	01/01/2400
EUROBANK EQUITIES S.A.	24/10/2012	01/01/2400
HELLENIC AMERICAN SEC. S.A.	25/07/2014	01/01/2400
INVESTMENT BANK OF GREECE S.A.	08/01/2013	01/01/2400
MERIT SECURITIES S.A.	03/09/2013	01/01/2400
NBG SECURITIES S.A.	28/02/2013	01/01/2400
PIRAEUS SECURITIES S.A.	08/09/2013	01/01/2400
OPAP (CR)	Main Market	
ALPHA FINANCE INVESTMENT SERVICES S.A.	08/01/2013	01/01/2400
EUROBANK EQUITIES S.A.	24/10/2012	01/01/2400
HELLENIC AMERICAN SEC. S.A.	25/07/2014	01/01/2400
INVESTMENT BANK OF GREECE S.A.	08/01/2013	01/01/2400
NBG SECURITIES S.A.	15/01/2013	01/01/2400
OTE (CR)	Main Market	
ALPHA FINANCE INVESTMENT SERVICES S.A.	08/01/2013	01/01/2400
EUROBANK EQUITIES S.A.	24/10/2012	01/01/2400
HELLENIC AMERICAN SEC. S.A.	25/07/2014	01/01/2400
INVESTMENT BANK OF GREECE S.A.	08/01/2013	01/01/2400
NBG SECURITIES S.A.	01/12/2012	01/01/2400
PIRAEUS SECURITIES S.A.	08/09/2013	01/01/2400
PAPOUTSANIS (CR)	Main Market	
BETA SECURITIES S.A.	25/11/2013	01/01/2400
PETROPOULOS PETROS (CR)	Main Market	
BETA SECURITIES S.A.	28/05/2013	01/01/2400
PIRAEUS BANK (CR)	Main Market	
EUROBANK EQUITIES S.A.	23/10/2012	01/01/2400
HELLENIC AMERICAN SEC. S.A.	25/07/2014	01/01/2400
INVESTMENT BANK OF GREECE S.A.	08/01/2013	01/01/2400
MERIT SECURITIES S.A.	16/09/2013	01/01/2400
NBG SECURITIES S.A.	02/06/2013	01/01/2400
PIRAEUS SECURITIES S.A.	16/02/2013	01/01/2400
PLAISIO COMPUTERS SA (CR)	Main Market	
BETA SECURITIES S.A.	05/05/2014	01/01/2400
PPC (CR)	Main Market	
ALPHA FINANCE INVESTMENT SERVICES S.A.	08/01/2013	01/01/2400
EUROBANK EQUITIES S.A.	23/10/2012	01/01/2400
HELLENIC AMERICAN SEC. S.A.	01/09/2014	01/01/2400
INVESTMENT BANK OF GREECE S.A.	08/01/2013	01/01/2400
NBG SECURITIES S.A.	26/03/2013	01/01/2400
PIRAEUS SECURITIES S.A.	28/09/2013	01/01/2400
PROFILE SA (CR)	Main Market	
EUROBANK EQUITIES S.A.	23/06/2014	01/01/2400
REDS S.A. (CR)	Main Market	
EUROBANK EQUITIES S.A.	05/09/2014	01/01/2400
S.KANAKIS SA (CR)	Main Market	
BETA SECURITIES S.A.	01/10/2013	01/01/2400
TITAN CEMENT (CR)	Main Market	
EUROBANK EQUITIES S.A.	23/10/2012	01/01/2400
NBG SECURITIES S.A.	17/02/2014	01/01/2400
VIOHALCO SA/NV (CB)	Main Market	
ALPHA FINANCE INVESTMENT SERVICES S.A.	17/02/2014	01/01/2400
MERIT SECURITIES S.A.	17/03/2014	01/01/2400

Underlying Asset				Derivatives Market													
Price max	Price min	Closing price	change	Delivery Month	Open price	Price max	Price min	Last price	Closing price	Last Bid	Last Ask	Settlement price	Life high	Life low	Trades	Volume	Open Interest
FTSE/Athex Large Cap																	
231.27	215.63	225.67	4.66%	February 2015	217.00	232.00	217.00	223.75	223.75	---	---	220.50	332.75	---	1,732	14,359	49,316
				March 2015	212.00	230.00	212.00	223.00	223.00	---	---	220.25	---	328.00	66	249	1,282
				April 2015	---	---	---	---	216.50	---	---	---	---	---	---	---	---
				June 2015	---	---	---	---	216.25	---	---	---	---	---	---	---	---
				September 2015	---	---	---	---	216.00	---	---	---	---	---	---	---	---
				December 2015	---	---	---	---	216.75	---	---	---	---	---	---	---	---

(Trade Unit: 1 Index Point x 5€, Cash Settlement)

Underlying Asset				Derivatives Market													
Price max	Price min	Closing price	change	Delivery Month	Open price	Price max	Price min	Last price	Closing price	Last Bid	Last Ask	Settlement price	Life high	Life low	Trades	Volume	Open Interest
ALPHA BANK (CR) (Contract Size: 100 Securities, Physical Delivery)																	
0.370	0.325	0.330	1.85%	March 2015	0.330	0.373	0.326	0.333	0.333	---	---	0.329	0.555	---	485	13,972	39,956
				June 2015	0.363	0.363	0.363	0.363	0.363	---	---	0.343	0.363	---	1	300	300
				September 2015	---	---	---	---	0.328	---	---	---	---	---	---	---	---
				December 2015	---	---	---	---	0.330	---	---	---	---	---	---	---	---
CC HBC AG (CR) (Contract Size: 100 Securities, Physical Delivery)																	
14.54	14.04	14.21	-1.46%	March 2015	14.15	14.15	14.04	14.04	14.04	---	---	14.17	17.10	---	3	3	250
				June 2015	---	---	---	---	14.53	---	---	---	---	---	---	---	---
				September 2015	---	---	---	---	14.26	---	---	---	---	---	---	---	---
				December 2015	---	---	---	---	14.33	---	---	---	---	---	---	---	---
CORINTH PIPEWORKS SA (CR) (Contract Size: 100 Securities, Physical Delivery)																	
0.850	0.807	0.818	3.54%	March 2015	---	---	---	---	0.792	---	---	0.820	1.01	---	---	---	424
				June 2015	---	---	---	---	0.796	---	---	0.995	0.999	---	---	---	75
				September 2015	---	---	---	---	0.800	---	---	---	---	---	---	---	---
				December 2015	---	---	---	---	0.804	---	---	---	---	---	---	---	---
ELLAKTOR (CR) (Contract Size: 100 Securities, Physical Delivery)																	
1.86	1.79	1.85	8.82%	March 2015	1.84	1.89	1.79	1.88	1.88	---	---	1.86	2.75	---	38	259	1,911
				June 2015	---	---	---	---	1.71	---	---	---	---	---	---	---	---
				September 2015	---	---	---	---	1.72	---	---	---	---	---	---	---	---
				December 2015	---	---	---	---	1.73	---	---	---	---	---	---	---	---
EUROBANK ERGASIAS (CR) (Contract Size: 100 Securities, Physical Delivery)																	
0.139	0.126	0.126	14.54%	March 2015	0.120	0.140	0.120	0.127	0.127	---	---	0.129	0.267	---	215	7,954	63,872
				June 2015	---	---	---	---	0.111	---	---	0.135	0.277	---	---	---	320
				September 2015	---	---	---	---	0.111	---	---	---	---	---	---	---	---
				December 2015	---	---	---	---	0.112	---	---	---	---	---	---	---	---
EYDAP S.A. (CR) (Contract Size: 100 Securities, Physical Delivery)																	
6.01	5.72	5.90	2.08%	March 2015	5.80	5.85	5.80	5.80	5.80	---	---	5.85	6.43	---	3	3	168
				June 2015	---	---	---	---	5.44	---	---	---	---	---	---	---	---
				September 2015	---	---	---	---	5.42	---	---	---	---	---	---	---	---
				December 2015	---	---	---	---	5.45	---	---	---	---	---	---	---	---
FOLLI FOLLIE (CR) (Contract Size: 100 Securities, Physical Delivery)																	
28.90	27.07	28.90	9.10%	March 2015	27.40	28.18	27.20	28.18	28.18	---	---	27.80	29.90	---	22	49	249
				June 2015	---	---	---	---	26.70	---	---	26.73	23.52	---	---	---	2
				September 2015	---	---	---	---	26.83	---	---	---	---	---	---	---	---
				December 2015	---	---	---	---	26.96	---	---	---	---	---	---	---	---
FRIGOGLASS SA (CR) (Contract Size: 100 Securities, Physical Delivery)																	
1.75	1.65	1.67	2.45%	March 2015	---	---	---	---	1.63	---	---	1.65	2.02	---	---	---	356
				June 2015	---	---	---	---	1.64	---	---	---	---	---	---	---	---
				September 2015	---	---	---	---	1.65	---	---	---	---	---	---	---	---
				December 2015	---	---	---	---	1.66	---	---	---	---	---	---	---	---

Underlying Asset				Derivatives Market													
Price max	Price min	Closing price	change	Delivery Month	Open price	Price max	Price min	Last price	Closing price	Last Bid	Last Ask	Settlement price	Life high	Life low	Trades	Volume	Open Interest
GEK TERNA (CR) (Contract Size: 100 Securities, Physical Delivery)																	
1.99	1.83	1.99	13.71%	March 2015	1.80	1.98	1.80	1.98	1.98	---	---	1.95	2.80	---	93	421	7,099
				June 2015	---	---	---	---	1.76	---	---	1.95	---	2.73	---	---	---
				September 2015	---	---	---	---	1.77	---	---	---	---	---	---	---	---
				December 2015	---	---	---	---	1.78	---	---	---	---	---	---	---	---
GRIVALIA PROPERTIES (CR) (Contract Size: 100 Securities, Physical Delivery)																	
8.10	7.64	7.70	-2.53%	March 2015	8.23	8.25	7.69	7.69	7.69	---	---	7.57	8.45	---	32	92	258
				June 2015	---	---	---	---	7.78	---	---	---	---	---	---	---	---
				September 2015	---	---	---	---	7.82	---	---	---	---	---	---	---	---
				December 2015	---	---	---	---	7.86	---	---	---	---	---	---	---	---
HELLENIC EXCHANGES-A.S.E. (CR) (Contract Size: 100 Securities, Physical Delivery)																	
5.20	4.93	5.05	6.32%	March 2015	5.09	5.21	4.95	5.10	5.10	---	---	5.12	6.30	---	43	109	1,847
				June 2015	---	---	---	---	4.70	---	---	5.05	---	---	---	---	---
				September 2015	---	---	---	---	4.72	---	---	---	---	---	---	---	---
				December 2015	---	---	---	---	4.74	---	---	---	---	---	---	---	---
HELLENIC PETROLEUM (CR) (Contract Size: 100 Securities, Physical Delivery)																	
3.90	3.81	3.86	2.66%	March 2015	3.74	3.91	3.74	3.86	3.86	---	---	3.82	4.75	---	31	79	3,592
				June 2015	---	---	---	---	3.79	---	---	---	---	---	---	---	---
				September 2015	---	---	---	---	3.66	---	---	---	---	---	---	---	---
				December 2015	---	---	---	---	3.68	---	---	---	---	---	---	---	---
INTRALOT (CR) (Contract Size: 100 Securities, Physical Delivery)																	
1.37	1.31	1.32	0.76%	March 2015	1.34	1.34	1.31	1.31	1.31	---	---	1.29	1.38	---	3	16	401
				June 2015	---	---	---	---	1.32	---	---	---	---	---	---	---	---
				September 2015	---	---	---	---	1.33	---	---	---	---	---	---	---	---
				December 2015	---	---	---	---	1.33	---	---	---	---	---	---	---	---
JUMBO SA (CR) (Contract Size: 100 Securities, Physical Delivery)																	
9.15	8.90	8.99	6.64%	March 2015	8.47	9.10	8.47	8.97	8.97	---	---	9.15	10.90	---	37	110	844
				June 2015	---	---	---	---	8.50	---	---	---	---	---	---	---	---
				September 2015	---	---	---	---	8.54	---	---	---	---	---	---	---	---
				December 2015	---	---	---	---	8.40	---	---	---	---	---	---	---	---
MARFIN INVESTMENT GROUP (CR) (Contract Size: 100 Securities, Physical Delivery)																	
0.173	0.158	0.161	1.90%	March 2015	0.170	0.170	0.160	0.164	0.164	---	---	0.160	0.250	---	30	362	27,734
				June 2015	---	---	---	---	0.159	---	---	---	---	---	---	---	---
				September 2015	---	---	---	---	0.160	---	---	---	---	---	---	---	---
				December 2015	---	---	---	---	0.161	---	---	---	---	---	---	---	---
METKA (CR) (Contract Size: 100 Securities, Physical Delivery)																	
9.25	9.02	9.20	2.11%	March 2015	9.10	9.12	9.10	9.12	9.12	---	---	9.08	9.30	---	3	11	367
				June 2015	---	---	---	---	9.08	---	---	---	---	---	---	---	---
				September 2015	---	---	---	---	8.83	---	---	---	---	---	---	---	---
				December 2015	---	---	---	---	8.87	---	---	---	---	---	---	---	---

Underlying Asset				Derivatives Market													
Price max	Price min	Closing price	change	Delivery Month	Open price	Price max	Price min	Last price	Closing price	Last Bid	Last Ask	Settlement price	Life high	Life low	Trades	Volume	Open Interest
(Contract Size: 100 Securities, Physical Delivery)																	
MOTOR OIL (CR)																	
6.39	6.11	6.20	3.33%	March 2015	6.29	6.36	6.17	6.20	6.20	---	---	6.16	6.88	---	29	253	506
				June 2015	---	---	---	---	6.05	---	---	6.16	---	---	---	---	---
				September 2015	---	---	---	---	5.88	---	---	---	---	---	---	---	---
				December 2015	---	---	---	---	5.91	---	---	---	---	---	---	---	---
(Contract Size: 100 Securities, Physical Delivery)																	
MYTILINEOS HOLDINGS (CR)																	
5.51	5.32	5.50	9.34%	March 2015	5.24	5.55	5.24	5.44	5.44	---	---	5.54	6.20	---	83	222	3,527
				June 2015	---	---	---	---	5.07	---	---	5.63	6.43	---	---	---	---
				September 2015	---	---	---	---	5.09	---	---	5.73	5.52	---	---	---	---
				December 2015	---	---	---	---	5.12	---	---	---	---	---	---	---	---
(Contract Size: 100 Securities, Physical Delivery)																	
NATIONAL BANK (CR)																	
1.06	0.981	1.01	9.19%	March 2015	0.915	1.05	0.910	1.01	1.01	---	---	0.996	1.90	---	659	12,027	21,764
				June 2015	1.06	1.06	1.00	1.02	1.02	---	---	1.02	2.10	---	6	400	50
				September 2015	---	---	---	---	0.937	---	---	---	---	---	---	---	---
				December 2015	---	---	---	---	0.942	---	---	---	---	---	---	---	---
(Contract Size: 100 Securities, Physical Delivery)																	
OPAP (CR)																	
8.07	7.74	8.00	6.67%	March 2015	7.65	8.02	7.60	7.95	7.95	---	---	7.97	10.50	---	280	1,008	1,528
				June 2015	---	---	---	---	7.31	---	---	8.21	8.59	---	---	---	---
				September 2015	---	---	---	---	7.35	---	---	---	---	---	---	---	---
				December 2015	---	---	---	---	7.38	---	---	---	---	---	---	---	---
(Contract Size: 100 Securities, Physical Delivery)																	
OTE (CR)																	
7.87	7.58	7.73	5.60%	March 2015	7.52	7.94	7.51	7.77	7.77	---	---	7.78	10.09	---	227	1,142	5,402
				June 2015	---	---	---	---	7.38	---	---	7.90	10.57	---	---	---	10
				September 2015	---	---	---	---	7.41	---	---	---	---	---	---	---	---
				December 2015	---	---	---	---	7.45	---	---	---	---	---	---	---	---
(Contract Size: 100 Securities, Physical Delivery)																	
P.P.A. S.A. (CR)																	
10.68	10.20	10.68	7.99%	March 2015	10.45	10.45	10.30	10.35	10.35	---	---	10.69	13.20	---	5	15	245
				June 2015	---	---	---	---	9.97	---	---	---	---	---	---	---	---
				September 2015	---	---	---	---	9.90	---	---	---	---	---	---	---	---
				December 2015	---	---	---	---	9.95	---	---	---	---	---	---	---	---
(Contract Size: 100 Securities, Physical Delivery)																	
PIRAEUS BANK (CR)																	
0.590	0.522	0.528	1.93%	March 2015	0.540	0.596	0.524	0.535	0.535	---	---	0.529	1.34	---	520	8,252	33,309
				June 2015	---	---	---	---	0.522	---	---	0.536	1.00	---	---	---	5
				September 2015	---	---	---	---	0.525	---	---	---	---	---	---	---	---
				December 2015	---	---	---	---	0.527	---	---	---	---	---	---	---	---
(Contract Size: 100 Securities, Physical Delivery)																	
PPC (CR)																	
5.24	4.96	5.12	6.67%	March 2015	4.88	5.22	4.84	5.10	5.10	---	---	5.06	7.94	---	380	1,609	4,439
				June 2015	---	---	---	---	4.84	---	---	5.09	8.06	---	---	---	---
				September 2015	---	---	---	---	4.83	---	---	---	---	---	---	---	---
				December 2015	---	---	---	---	4.86	---	---	---	---	---	---	---	---

Underlying Asset				Derivatives Market													
Price max	Price min	Closing price	change	Delivery Month	Open price	Price max	Price min	Last price	Closing price	Last Bid	Last Ask	Settlement price	Life high	Life low	Trades	Volume	Open Interest
SIDENOR (CR)				(Contract Size: 100 Securities, Physical Delivery)													
0.639	0.591	0.610	5.54%	March 2015	0.603	0.615	0.600	0.615	0.615	---	---	0.612	0.690	---	4	20	662
				June 2015	---	---	---	---	0.582	---	---	---	---	---	---	---	---
				September 2015	---	---	---	---	0.585	---	---	---	---	---	---	---	---
				December 2015	---	---	---	---	0.588	---	---	---	---	---	---	---	---
TERNA ENERGY (CR)				(Contract Size: 100 Securities, Physical Delivery)													
2.22	2.10	2.12	0.00%	March 2015	2.18	2.18	2.12	2.12	2.12	---	---	2.16	2.30	---	4	16	832
				June 2015	---	---	---	---	2.08	---	---	2.70	2.47	---	---	---	810
				September 2015	---	---	---	---	2.09	---	---	---	---	---	---	---	---
				December 2015	---	---	---	---	2.10	---	---	---	---	---	---	---	---
TITAN CEMENT (CR)				(Contract Size: 100 Securities, Physical Delivery)													
20.00	19.30	20.00	1.27%	March 2015	19.70	19.90	19.35	19.88	19.88	---	---	19.83	20.97	---	37	78	635
				June 2015	---	---	---	---	19.90	---	---	---	---	---	---	---	---
				September 2015	---	---	---	---	19.90	---	---	---	---	---	---	---	---
				December 2015	---	---	---	---	20.00	---	---	---	---	---	---	---	---
VIOHALCO SA/NV (CB)				(Contract Size: 100 Securities, Physical Delivery)													
2.24	2.15	2.17	0.93%	March 2015	2.20	2.20	2.17	2.17	2.17	---	---	2.15	2.26	---	6	6	405
				June 2015	---	---	---	---	2.17	---	---	---	---	---	---	---	---
				September 2015	---	---	---	---	2.18	---	---	---	---	---	---	---	---
				December 2015	---	---	---	---	2.19	---	---	---	---	---	---	---	---

FTSE/Athex Large Cap

(Trade Unit: 1 Index Point x 5€ - Exercise Style: European, Cash Settlement)

Table with columns for Call Options and Put Options, categorized by month (February 2015, March 2015, Other Months). Rows include exercise price, open price, price max, price min, last price, closing price, volume, and open interest.

FTSE/Athex Large Cap

(Trade Unit: 1 Index Point x 5€ - Exercise Style: European, Cash Settlement)

Call Options																Put Options																			
Exercise Price	February 2015							March 2015							Other Months		February 2015							March 2015					Other Months		Exercise Price				
	Open price	Price max	Price min	Last price	Closing price	Volume	Open Interest	Open price	Price max	Price min	Last price	Closing price	Volume	Open Interest	Volume	Open Interest	Open price	Price max	Price min	Last price	Closing price	Volume	Open Interest	Open price	Price max	Price min	Last price	Closing price	Volume	Open Interest		Volume	Open Interest		
360	-	-	-	-	-	-	-	0.00	0.00	0.00	-	0.33	-	-	-	-	-	-	-	-	-	-	-	0.00	0.00	0.00	-	151.00	-	-	-	-	360		
365	-	-	-	-	-	-	-	0.00	0.00	0.00	-	0.29	-	-	-	-	-	-	-	-	-	-	-	0.00	0.00	0.00	-	156.00	-	-	-	-	365		
370	-	-	-	-	-	-	-	0.00	0.00	0.00	-	0.25	-	-	-	-	-	-	-	-	-	-	-	0.00	0.00	0.00	-	161.00	-	-	-	-	370		
375	-	-	-	-	-	-	-	0.00	0.00	0.00	-	0.21	-	-	-	-	-	-	-	-	-	-	-	0.00	0.00	0.00	-	166.00	-	-	-	-	375		
380	-	-	-	-	-	-	-	0.00	0.00	0.00	-	0.18	-	-	-	-	-	-	-	-	-	-	-	0.00	0.00	0.00	-	171.00	-	-	-	-	380		
385	-	-	-	-	-	-	-	0.00	0.00	0.00	-	0.15	-	-	-	-	-	-	-	-	-	-	-	0.00	0.00	0.00	-	176.00	-	-	-	-	385		
390	-	-	-	-	-	-	-	0.00	0.00	0.00	-	0.13	-	-	-	-	-	-	-	-	-	-	-	0.00	0.00	0.00	-	181.00	-	-	-	-	390		
395	-	-	-	-	-	-	-	0.00	0.00	0.00	-	0.11	-	-	-	-	-	-	-	-	-	-	-	0.00	0.00	0.00	-	186.00	-	-	-	-	395		
400	-	-	-	-	-	-	-	0.00	0.00	0.00	-	0.10	-	-	-	-	-	-	-	-	-	-	-	0.00	0.00	0.00	-	191.00	-	-	-	-	400		
405	-	-	-	-	-	-	-	0.00	0.00	0.00	-	0.08	-	-	-	-	-	-	-	-	-	-	-	0.00	0.00	0.00	-	196.00	-	-	-	-	405		
410	-	-	-	-	-	-	-	0.00	0.00	0.00	-	0.07	-	-	-	-	-	-	-	-	-	-	-	0.00	0.00	0.00	-	201.00	-	-	-	-	410		
415	-	-	-	-	-	-	-	0.00	0.00	0.00	-	0.06	-	-	-	-	-	-	-	-	-	-	-	0.00	0.00	0.00	-	206.00	-	-	-	-	415		
420	-	-	-	-	-	-	-	0.00	0.00	0.00	-	0.05	-	-	-	-	-	-	-	-	-	-	-	0.00	0.00	0.00	-	210.00	-	-	-	-	420		
425	-	-	-	-	-	-	-	0.00	0.00	0.00	-	0.04	-	-	-	-	-	-	-	-	-	-	-	0.00	0.00	0.00	-	215.00	-	-	-	-	425		
430	-	-	-	-	-	-	-	0.00	0.00	0.00	-	0.04	-	-	-	-	-	-	-	-	-	-	-	0.00	0.00	0.00	-	220.00	-	-	-	-	430		
435	-	-	-	-	-	-	-	0.00	0.00	0.00	-	0.03	-	-	-	-	-	-	-	-	-	-	-	0.00	0.00	0.00	-	225.00	-	-	-	-	435		
440	0.00	0.00	0.00	-	0.02	-	-	0.00	0.00	0.00	-	0.03	-	-	-	-	0.00	0.00	0.00	-	231.00	-	-	0.00	0.00	0.00	-	230.00	-	-	-	-	440		
445	-	-	-	-	-	-	-	0.00	0.00	0.00	-	0.02	-	-	-	-	-	-	-	-	-	-	-	0.00	0.00	0.00	-	235.00	-	-	-	-	445		
450	-	-	-	-	-	-	-	0.00	0.00	0.00	-	0.02	-	-	-	-	-	-	-	-	-	-	-	0.00	0.00	0.00	-	240.00	-	11	-	-	450		
455	-	-	-	-	-	-	-	0.00	0.00	0.00	-	0.02	-	-	-	-	-	-	-	-	-	-	-	0.00	0.00	0.00	-	245.00	-	-	-	-	455		
Totals:						637							5,237																						
Number of Trades:						17							0																						

ALPHA BANK (CR)

(Contract Size: 100 Securities, Exercise Style: American, Physical Delivery)

Exercise Price	Call Options														Put Options																		
	February 2015							March 2015							Other Months		February 2015							March 2015							Other Months		Exercise Price
	Open price	Price max	Price min	Last price	Closing price	Volume	Open Interest	Open price	Price max	Price min	Last price	Closing price	Volume	Open Interest	Volume	Open Interest	Open price	Price max	Price min	Last price	Closing price	Volume	Open Interest	Open price	Price max	Price min	Last price	Closing price	Volume	Open Interest	Volume	Open Interest	
0.100	0.000	0.000	0.000	0.224	-	-	0.000	0.000	0.000	0.224	-	-				0.000	0.000	0.000	0.001	-	-	0.000	0.000	0.000	0.001	-	-				0.001		
0.200	0.000	0.000	0.000	0.124	-	-	0.000	0.000	0.000	0.126	-	-				0.000	0.000	0.000	0.001	-	-	0.000	0.000	0.000	0.001	-	-				0.002		
0.300	0.000	0.000	0.000	0.038	-	-	0.000	0.000	0.000	0.049	-	-				0.000	0.000	0.000	0.013	-	-	0.000	0.000	0.000	0.024	-	-				0.003		
0.400	0.000	0.000	0.000	0.004	-	-	0.000	0.000	0.000	0.014	-	40				0.000	0.000	0.000	0.080	-	-	0.000	0.000	0.000	0.089	-	-				0.004		
0.500	0.000	0.000	0.000	0.009	-	-	0.000	0.000	0.000	0.003	-	-				0.000	0.000	0.000	0.176	-	-	0.000	0.000	0.000	0.179	-	-				0.005		
0.600	0.000	0.000	0.000	0.001	-	-	0.000	0.000	0.000	0.001	-	-				0.000	0.000	0.000	0.276	-	-	0.000	0.000	0.000	0.276	-	-				0.006		
0.700	0.000	0.000	0.000	0.001	-	-	0.000	0.000	0.000	0.002	-	-				0.000	0.000	0.000	0.376	-	-	0.000	0.000	0.000	0.376	-	-				0.007		
0.800	0.000	0.000	0.000	0.001	-	-	0.000	0.000	0.000	0.001	-	-				0.000	0.000	0.000	0.476	-	-	0.000	0.000	0.000	0.476	-	-				0.008		
0.900	0.000	0.000	0.000	0.001	-	-	0.000	0.000	0.000	0.001	-	-				0.000	0.000	0.000	0.576	-	-	0.000	0.000	0.000	0.576	-	-				0.009		
1.000	0.000	0.000	0.000	0.001	-	-	0.000	0.000	0.000	0.001	-	-				0.000	0.000	0.000	0.676	-	-	0.000	0.000	0.000	0.676	-	-				0.010		
1.100					-	-	0.000	0.000	0.000	0.001	-	-							-	-				0.000	0.000	0.000	0.776	-	-			0.011	
Totals:						0	0					0	40	0	0							0	0							0	0	0	0
Number of Trades:						0						0		0								0.00								0		0	

NATIONAL BANK (CR)

(Contract Size: 100 Securities, Exercise Style: American, Physical Delivery)

Call Options																Put Options																			
February 2015								March 2015								Other Months				February 2015								March 2015				Other Months			
Exercise Price	Open price	Price max	Price min	Last price	Closing price	Volume	Open Interest	Open price	Price max	Price min	Last price	Closing price	Volume	Open Interest	Volume	Open Interest	Open price	Price max	Price min	Last price	Closing price	Volume	Open Interest	Open price	Price max	Price min	Last price	Closing price	Volume	Open Interest	Volume	Open Interest	Exercise Price		
0.600	0.000	0.000	0.000		0.326	-	-	0.000	0.000	0.000		0.333	-	-			0.000	0.000	0.000		0.001	-	-	0.000	0.000	0.000		0.006	-	-			0.006		
0.700	0.000	0.000	0.000		0.231	-	-	0.000	0.000	0.000		0.248	-	-			0.000	0.000	0.000		0.005	-	-	0.000	0.000	0.000		0.021	-	-			0.007		
0.800	0.000	0.000	0.000		0.147	-	-	0.000	0.000	0.000		0.176	-	-			0.000	0.000	0.000		0.021	-	-	0.000	0.000	0.000		0.049	-	-			0.008		
0.900	0.000	0.000	0.000		0.083	-	-	0.000	0.000	0.000		0.120	-	-			0.000	0.000	0.000		0.057	-	-	0.000	0.000	0.000		0.093	-	-			0.009		
1.000	0.000	0.000	0.000		0.042	-	-	0.000	0.000	0.000		0.078	-	-			0.000	0.000	0.000		0.116	-	-	0.000	0.000	0.000		0.151	-	-			0.010		
1.100	0.000	0.000	0.000		0.019	-	-	0.000	0.000	0.000		0.050	-	-			0.000	0.000	0.000		0.193	-	-	0.000	0.000	0.000		0.223	-	-			0.011		
1.200	0.000	0.000	0.000		0.008	-	22	0.000	0.000	0.000		0.031	-	-			0.000	0.000	0.000		0.282	-	-	0.000	0.000	0.000		0.304	-	-			0.012		
1.300	0.000	0.000	0.000		0.003	-	-	0.000	0.000	0.000		0.019	-	20			0.000	0.000	0.000		0.377	-	-	0.000	0.000	0.000		0.392	-	-			0.013		
1.400	0.000	0.000	0.000		0.001	-	-	0.000	0.000	0.000		0.011	-	-			0.000	0.000	0.000		0.475	-	-	0.000	0.000	0.000		0.484	-	-			0.014		
1.500	0.000	0.000	0.000		0.001	-	10	0.000	0.000	0.000		0.007	-	-			0.000	0.000	0.000		0.575	-	-	0.000	0.000	0.000		0.580	-	-			0.015		
1.600	0.000	0.000	0.000		0.025	-	-	0.000	0.000	0.000		0.004	-	-			0.000	0.000	0.000		0.675	-	-	0.000	0.000	0.000		0.677	-	-			0.016		
1.700	0.000	0.000	0.000		0.015	-	-	0.000	0.000	0.000		0.002	-	-			0.000	0.000	0.000		0.775	-	-	0.000	0.000	0.000		0.776	-	-			0.017		
1.800	0.000	0.000	0.000		0.009	-	-	0.000	0.000	0.000		0.001	-	-			0.000	0.000	0.000		0.875	-	-	0.000	0.000	0.000		0.875	-	-			0.018		
1.900	0.000	0.000	0.000		0.005	-	-	0.000	0.000	0.000		0.001	-	-			0.000	0.000	0.000		0.975	-	-	0.000	0.000	0.000		0.975	-	-			0.019		
2.000	0.000	0.000	0.000		0.003	-	-	0.000	0.000	0.000		0.019	-	-			0.000	0.000	0.000		1.08	-	-	0.000	0.000	0.000		1.08	-	-			0.020		
2.200	0.000	0.000	0.000		0.001	-	-	0.000	0.000	0.000		0.010	-	-			0.000	0.000	0.000		1.28	-	-	0.000	0.000	0.000		1.28	-	-			0.022		
2.400	0.000	0.000	0.000		0.001	-	-	0.000	0.000	0.000		0.005	-	-			0.000	0.000	0.000		1.48	-	-	0.000	0.000	0.000		1.48	-	-			0.024		
2.600	0.000	0.000	0.000		0.001	-	-	0.000	0.000	0.000		0.003	-	-			0.000	0.000	0.000		1.68	-	-	0.000	0.000	0.000		1.68	-	-			0.026		
2.800	0.000	0.000	0.000		0.001	-	-	0.000	0.000	0.000		0.001	-	-			0.000	0.000	0.000		1.88	-	-	0.000	0.000	0.000		1.88	-	-			0.028		
3.000						-	-	0.000	0.000	0.000		0.001	-	-							-	-	-	0.000	0.000	0.000		2.08	-	-			0.030		
3.200						-	-	0.000	0.000	0.000		0.001	-	-							-	-	-	0.000	0.000	0.000		2.28	-	-			0.032		
3.400						-	-	0.000	0.000	0.000		0.001	-	-							-	-	-	0.000	0.000	0.000		2.48	-	-			0.034		
3.600						-	-	0.000	0.000	0.000		0.001	-	-							-	-	-	0.000	0.000	0.000		2.68	-	-			0.036		
3.800						-	-	0.000	0.000	0.000		0.001	-	-							-	-	-	0.000	0.000	0.000		2.88	-	-			0.038		
4.000						-	-	0.000	0.000	0.000		0.001	-	-							-	-	-	0.000	0.000	0.000		3.08	-	-			0.040		
4.400						-	-	0.000	0.000	0.000		0.001	-	-							-	-	-	0.000	0.000	0.000		3.48	-	-			0.044		
4.800						-	-	0.000	0.000	0.000		0.001	-	-							-	-	-	0.000	0.000	0.000		3.88	-	-			0.048		
5.200						-	-	0.000	0.000	0.000		0.002	-	-							-	-	-	0.000	0.000	0.000		4.28	-	-			0.052		
5.600						-	-	0.000	0.000	0.000		0.001	-	-							-	-	-	0.000	0.000	0.000		4.68	-	-			0.056		
Totals:						0	32						0	20	0	0						0	0						0	10	0	0			
Number of Trades:						0							0		0							0.00							0		0				

OPAP (CR)

(Contract Size: 100 Securities, Exercise Style: American, Physical Delivery)

Exercise Price	Call Options														Put Options																	
	February 2015						March 2015						Other Months		February 2015						March 2015						Other Months		Exercise Price			
	Open price	Price max	Price min	Last price	Closing price	Volume	Open Interest	Open price	Price max	Price min	Last price	Closing price	Volume	Open Interest	Volume	Open Interest	Open price	Price max	Price min	Last price	Closing price	Volume	Open Interest	Open price	Price max	Price min	Last price	Closing price		Volume	Open Interest	Volume
6.000	0.000	0.000	0.000	1.53	-	-	0.000	0.000	0.000	1.61	-	-				0.000	0.000	0.000	0.027	-	-	0.000	0.000	0.000	0.098	-	-					0.060
6.400	0.000	0.000	0.000	1.18	-	-	0.000	0.000	0.000	1.30	-	-				0.000	0.000	0.000	0.072	-	-	0.000	0.000	0.000	0.181	-	-				0.064	
6.800	0.000	0.000	0.000	0.865	-	-	0.000	0.000	0.000	1.02	-	-				0.000	0.000	0.000	0.158	-	-	0.000	0.000	0.000	0.302	-	-				0.068	
7.200	0.000	0.000	0.000	0.600	-	-	0.000	0.000	0.000	0.783	-	-				0.000	0.000	0.000	0.292	-	-	0.000	0.000	0.000	0.464	-	-				0.072	
7.600	0.000	0.000	0.000	0.400	-	-	0.000	0.000	0.000	0.587	-	-				0.000	0.000	0.000	0.491	-	-	0.000	0.000	0.000	0.668	-	-				0.076	
8.000	0.000	0.000	0.000	0.252	-	-	0.000	0.000	0.000	0.429	-	-				0.000	0.000	0.000	0.744	-	-	0.000	0.000	0.000	0.909	-	-				0.080	
8.400	0.000	0.000	0.000	0.150	-	-	0.000	0.000	0.000	0.308	-	-				0.000	0.000	0.000	1.04	-	-	0.000	0.000	0.000	1.19	-	-				0.084	
8.800	0.000	0.000	0.000	0.085	-	-	0.000	0.000	0.000	0.220	-	-				0.000	0.000	0.000	1.38	-	-	0.000	0.000	0.000	1.50	-	-				0.088	
9.200	0.000	0.000	0.000	0.046	-	-	0.000	0.000	0.000	0.153	-	-				0.000	0.000	0.000	1.74	-	-	0.000	0.000	0.000	1.83	-	-				0.092	
9.600	0.000	0.000	0.000	0.024	-	-	0.000	0.000	0.000	0.103	-	-				0.000	0.000	0.000	2.12	-	-	0.000	0.000	0.000	2.18	-	-				0.096	
10.000	0.000	0.000	0.000	0.012	-	-	0.000	0.000	0.000	0.069	-	-				0.000	0.000	0.000	2.51	-	-	0.000	0.000	0.000	2.55	-	-				0.100	
11.000	0.000	0.000	0.000	0.002	-	-	0.000	0.000	0.000	0.025	-	-				0.000	0.000	0.000	3.50	-	-	0.000	0.000	0.000	3.51	-	-				0.110	
12.000	0.000	0.000	0.000	0.005	-	-	0.000	0.000	0.000	0.008	-	-				0.000	0.000	0.000	4.50	-	-	0.000	0.000	0.000	4.50	-	-				0.120	
13.000	0.000	0.000	0.000	0.001	-	-	0.000	0.000	0.000	0.002	-	-				0.000	0.000	0.000	5.50	-	-	0.000	0.000	0.000	5.50	-	-				0.130	
14.000					-	-	0.000	0.000	0.000	0.001	-	-										0.000	0.000	0.000	6.50	-	-				0.140	
15.000					-	-	0.000	0.000	0.000	0.002	-	-										0.000	0.000	0.000	7.50	-	-				0.150	
16.000					-	-	0.000	0.000	0.000	0.001	-	-										0.000	0.000	0.000	8.50	-	-				0.160	
17.000					-	-					-	-															-	-				0.170
18.000					-	-					-	-															-	-				0.180
Totals:					0	0					0	0		0	0					0	0					0	0		0	0		
Number of Trades:					0					0		0							0.00							0			0			

OTE (CR)

(Contract Size: 0 Securities, Exercise Style: American, Physical Delivery)

Exercise Price	Call Options														Put Options																		
	February 2015							March 2015							Other Months		February 2015							March 2015							Other Months		Exercise Price
	Open price	Price max	Price min	Last price	Closing price	Volume	Open Interest	Open price	Price max	Price min	Last price	Closing price	Volume	Open Interest	Volume	Open Interest	Open price	Price max	Price min	Last price	Closing price	Volume	Open Interest	Open price	Price max	Price min	Last price	Closing price	Volume	Open Interest	Volume	Open Interest	
6.400	0.000	0.000	0.000	1.01	-	-	0.000	0.000	0.000	1.15	-	-				0.000	0.000	0.000	0.082	-	-	0.000	0.000	0.000	0.209	-	-				0.064		
6.800	0.000	0.000	0.000	0.708	-	-	0.000	0.000	0.000	0.882	-	-				0.000	0.000	0.000	0.180	-	-	0.000	0.000	0.000	0.344	-	-				0.068		
7.200	0.000	0.000	0.000	0.469	-	-	0.000	0.000	0.000	0.662	-	-				0.000	0.000	0.000	0.341	-	-	0.000	0.000	0.000	0.524	-	-				0.072		
7.600	0.000	0.000	0.000	0.288	-	-	0.000	0.000	0.000	0.486	-	-				0.000	0.000	0.000	0.560	-	-	0.000	0.000	0.000	0.747	-	-				0.076		
8.000	0.320	0.320	0.320	0.320	100	100	0.000	0.000	0.000	0.348	-	-				0.000	0.000	0.000	0.841	-	-	0.000	0.000	0.000	1.01	-	-				0.080		
8.400	0.000	0.000	0.000	0.093	-	-	0.000	0.000	0.000	0.244	-	-				0.000	0.000	0.000	1.17	-	30	0.000	0.000	0.000	1.30	-	-				0.084		
8.800	0.000	0.000	0.000	0.048	-	-	0.000	0.000	0.000	0.166	-	-				0.000	0.000	0.000	1.52	-	-	0.000	0.000	0.000	1.63	-	-				0.088		
9.200	0.000	0.000	0.000	0.023	-	-	0.000	0.000	0.000	0.110	-	-				0.000	0.000	0.000	1.90	-	-	0.000	0.000	0.000	1.97	-	-				0.092		
9.600	0.000	0.000	0.000	0.010	-	-	0.000	0.000	0.000	0.075	-	-				0.000	0.000	0.000	2.29	-	10	0.000	0.000	0.000	2.34	-	-				0.096		
10.000	0.000	0.000	0.000	0.005	-	-	0.000	0.000	0.000	0.049	-	-				0.000	0.000	0.000	2.68	-	-	0.000	0.000	0.000	2.71	-	-				0.100		
11.000	0.000	0.000	0.000	0.001	-	-	0.000	0.000	0.000	0.015	-	-				0.000	0.000	0.000	3.68	-	-	0.000	0.000	0.000	3.68	-	-				0.110		
12.000	0.000	0.000	0.000	0.019	-	-	0.000	0.000	0.000	0.005	-	-				0.000	0.000	0.000	4.68	-	-	0.000	0.000	0.000	4.68	-	-				0.120		
13.000	0.000	0.000	0.000	0.004	-	-	0.000	0.000	0.000	0.001	-	-				0.000	0.000	0.000	5.68	-	-	0.000	0.000	0.000	5.68	-	-				0.130		
14.000	0.000	0.000	0.000	0.001	-	-	0.000	0.000	0.000	0.001	-	-				0.000	0.000	0.000	6.68	-	-	0.000	0.000	0.000	6.68	-	-				0.140		
15.000					-	-	0.000	0.000	0.000	0.007	-	-										-	-	0.000	0.000	0.000	7.68	-	-				0.150
16.000					-	-	0.000	0.000	0.000	0.003	-	-										-	-	0.000	0.000	0.000	8.68	-	-				0.160
Totals:					100	100					0	0	0	0					100	40					0	0	0	0					
Number of Trades:					1						0		0						0.00						0								

PIRAEUS BANK (CR)

(Contract Size: 100 Securities, Exercise Style: American, Physical Delivery)

Exercise Price	Call Options														Put Options																		
	February 2015							March 2015							Other Months		February 2015							March 2015							Other Months		Exercise Price
	Open price	Price max	Price min	Last price	Closing price	Volume	Open Interest	Open price	Price max	Price min	Last price	Closing price	Volume	Open Interest	Volume	Open Interest	Open price	Price max	Price min	Last price	Closing price	Volume	Open Interest	Open price	Price max	Price min	Last price	Closing price	Volume	Open Interest	Volume	Open Interest	
0.300	0.000	0.000	0.000	0.218	-	-	0.000	0.000	0.000	0.221	-	-				0.000	0.000	0.000	0.001	-	-	0.000	0.000	0.000	0.002	-	-				0.003		
0.400	0.000	0.000	0.000	0.123	-	-	0.000	0.000	0.000	0.136	-	-				0.000	0.000	0.000	0.005	-	-	0.000	0.000	0.000	0.017	-	-				0.004		
0.500	0.000	0.000	0.000	0.052	-	-	0.000	0.000	0.000	0.075	-	-				0.000	0.000	0.000	0.034	-	-	0.000	0.000	0.000	0.055	-	-				0.005		
0.600	0.000	0.000	0.000	0.017	-	-	0.000	0.000	0.000	0.038	-	-				0.000	0.000	0.000	0.098	-	-	0.000	0.000	0.000	0.118	-	-				0.006		
0.700	0.000	0.000	0.000	0.004	-	-	0.000	0.000	0.000	0.018	-	-				0.000	0.000	0.000	0.186	-	-	0.000	0.000	0.000	0.198	-	-				0.007		
0.800	0.000	0.000	0.000	0.001	-	-	0.000	0.000	0.000	0.008	-	-				0.000	0.000	0.000	0.282	-	-	0.000	0.000	0.000	0.289	-	-				0.008		
0.900	0.000	0.000	0.000	0.037	-	-	0.000	0.000	0.000	0.004	-	-				0.000	0.000	0.000	0.382	-	-	0.000	0.000	0.000	0.384	-	-				0.009		
1.000	0.000	0.000	0.000	0.018	-	-	0.000	0.000	0.000	0.002	-	-				0.000	0.000	0.000	0.482	-	-	0.000	0.000	0.000	0.483	-	-				0.010		
1.100	0.000	0.000	0.000	0.008	-	-	0.000	0.000	0.000	0.001	-	-				0.000	0.000	0.000	0.582	-	-	0.000	0.000	0.000	0.582	-	-				0.011		
1.200	0.000	0.000	0.000	0.003	-	-	0.000	0.000	0.000	0.017	-	-				0.000	0.000	0.000	0.682	-	-	0.000	0.000	0.000	0.682	-	-				0.012		
1.300	0.000	0.000	0.000	0.001	-	-	0.000	0.000	0.000	0.011	-	-				0.000	0.000	0.000	0.782	-	-	0.000	0.000	0.000	0.782	-	-				0.013		
1.400	0.000	0.000	0.000	0.001	-	-	0.000	0.000	0.000	0.006	-	-				0.000	0.000	0.000	0.882	-	-	0.000	0.000	0.000	0.882	-	-				0.014		
1.500	0.000	0.000	0.000	0.001	-	-	0.000	0.000	0.000	0.004	-	-				0.000	0.000	0.000	0.982	-	-	0.000	0.000	0.000	0.982	-	-				0.015		
1.600	0.000	0.000	0.000	0.001	-	-	0.000	0.000	0.000	0.002	-	-				0.000	0.000	0.000	1.08	-	-	0.000	0.000	0.000	1.08	-	-				0.016		
1.700					-	-	0.000	0.000	0.000	0.001	-	-										0.000	0.000	0.000	1.18	-	-				0.017		
1.800					-	-	0.000	0.000	0.000	0.001	-	-										0.000	0.000	0.000	1.28	-	-				0.018		
1.900					-	-	0.000	0.000	0.000	0.001	-	-										0.000	0.000	0.000	1.38	-	-				0.019		
2.000					-	-	0.000	0.000	0.000	0.001	-	-										0.000	0.000	0.000	1.48	-	-				0.020		
2.200					-	-	0.000	0.000	0.000	0.001	-	-										0.000	0.000	0.000	1.68	-	-				0.022		
2.400					-	-	0.000	0.000	0.000	0.001	-	-										0.000	0.000	0.000	1.88	-	-				0.024		
2.600					-	-	0.000	0.000	0.000	0.001	-	-										0.000	0.000	0.000	2.08	-	-				0.026		
2.800					-	-	0.000	0.000	0.000	0.001	-	-										0.000	0.000	0.000	2.28	-	-				0.028		
Totals:					0	0					0	0		0	0					0	0					0	0		0	0			
Number of Trades:					0					0		0							0.00						0			0					

PPC (CR)

(Contract Size: 100 Securities, Exercise Style: American, Physical Delivery)

Exercise Price	Call Options														Put Options																			
	February 2015							March 2015							Other Months		February 2015							March 2015							Other Months		Exercise Price	
	Open price	Price max	Price min	Last price	Closing price	Volume	Open Interest	Open price	Price max	Price min	Last price	Closing price	Volume	Open Interest	Volume	Open Interest	Open price	Price max	Price min	Last price	Closing price	Volume	Open Interest	Open price	Price max	Price min	Last price	Closing price	Volume	Open Interest	Volume	Open Interest		
3.600					-	-							-	-																				
3.800	0.000	0.000	0.000	1.03	-	-	0.000	0.000	0.000		1.08	-	-			0.000	0.000	0.000		0.021	-	-			0.000	0.000	0.000	0.069	-	-			0.038	
4.000	0.000	0.000	0.000	0.847	-	-	0.000	0.000	0.000		0.919	-	-			0.000	0.000	0.000		0.042	-	-			0.000	0.000	0.000	0.109	-	-			0.040	
4.400	0.000	0.000	0.000	0.537	-	-	0.000	0.000	0.000		0.645	-	-			0.000	0.000	0.000		0.132	-	-			0.000	0.000	0.000	0.234	-	-			0.044	
4.800	0.000	0.000	0.000	0.305	-	-	0.000	0.000	0.000		0.427	-	-			0.000	0.000	0.000		0.300	-	-			0.000	0.000	0.000	0.415	-	-			0.048	
5.200	0.000	0.000	0.000	0.158	-	-	0.000	0.000	0.000		0.275	-	-			0.000	0.000	0.000		0.553	-	50			0.000	0.000	0.000	0.663	-	-			0.052	
5.600	0.000	0.000	0.000	0.074	-	-	0.000	0.000	0.000		0.169	-	-			0.000	0.000	0.000		0.869	-	5			0.000	0.000	0.000	0.957	-	-			0.056	
6.000	0.000	0.000	0.000	0.031	-	-	0.000	0.000	0.000		0.100	-	-			0.000	0.000	0.000		1.23	-	22			0.000	0.000	0.000	1.29	-	-			0.060	
6.400	0.000	0.000	0.000	0.012	-	5	0.000	0.000	0.000		0.058	-	-			0.000	0.000	0.000		1.61	-	-			0.000	0.000	0.000	1.65	-	-			0.064	
6.800	0.000	0.000	0.000	0.005	-	10	0.000	0.000	0.000		0.032	-	-			0.000	0.000	0.000		2.00	-	-			0.000	0.000	0.000	2.02	-	-			0.068	
7.200	0.000	0.000	0.000	0.001	-	2	0.000	0.000	0.000		0.018	-	-			0.000	0.000	0.000		2.40	-	-			0.000	0.000	0.000	2.41	-	-			0.072	
7.600	0.000	0.000	0.000	0.028	-	-	0.000	0.000	0.000		0.009	-	-			0.000	0.000	0.000		2.80	-	-			0.000	0.000	0.000	2.80	-	-			0.076	
8.000	0.000	0.000	0.000	0.013	-	-	0.000	0.000	0.000		0.005	-	-			0.000	0.000	0.000		3.20	-	-			0.000	0.000	0.000	3.20	-	-			0.080	
8.400	0.000	0.000	0.000	0.006	-	-	0.000	0.000	0.000		0.002	-	-			0.000	0.000	0.000		3.60	-	-			0.000	0.000	0.000	3.60	-	-			0.084	
8.800					-	-	0.000	0.000	0.000		0.001	-	-								-	-			0.000	0.000	0.000	4.00	-	-			0.088	
9.200					-	-	0.000	0.000	0.000		0.001	-	-								-	-			0.000	0.000	0.000	4.40	-	-			0.092	
9.600					-	-	0.000	0.000	0.000		0.008	-	-								-	-			0.000	0.000	0.000	4.80	-	-			0.096	
10.000					-	-	0.000	0.000	0.000		0.005	-	-								-	-			0.000	0.000	0.000	5.20	-	-			0.100	
11.000					-	-	0.000	0.000	0.000		0.001	-	-								-	-			0.000	0.000	0.000	6.20	-	-			0.110	
12.000					-	-	0.000	0.000	0.000		0.001	-	-								-	-			0.000	0.000	0.000	7.20	-	-			0.120	
13.000					-	-	0.000	0.000	0.000		0.003	-	-								-	-			0.000	0.000	0.000	8.20	-	-			0.130	
14.000					-	-	0.000	0.000	0.000		0.001	-	-								-	-			0.000	0.000	0.000	9.20	-	-			0.140	
15.000					-	-	0.000	0.000	0.000		0.001	-	-								-	-			0.000	0.000	0.000	10.20	-	-			0.150	
16.000					-	-						-	-								-	-							-	-			0.160	
Totals:						0	17					0	0	0	0						0	77						0	0	0	0			
Number of Trades:						0						0		0							0.00							0		0				

PPC (CR)

(Contract Size: 100 Securities, Exercise Style: American, Physical Delivery)

Call Options															Put Options																		
February 2015							March 2015							Other Months			February 2015					March 2015					Other Months						
Exercise Price	Open price	Price max	Price min	Last price	Closing price	Volume	Open Interest	Open price	Price max	Price min	Last price	Closing price	Volume	Open Interest	Volume	Open Interest	Open price	Price max	Price min	Last price	Closing price	Volume	Open Interest	Open price	Price max	Price min	Last price	Closing price	Volume	Open Interest	Volume	Open Interest	Exercise Price

Lending Products	Underlying Title	Multilateral Transactions[1]					Bilateral Transactions[2]		Stock Borrowing through OTC (volume)[3]
		Open Interest[5]	Volume(Offered)	Average Weighted	Transactions volume	Average Weighted	Transactions Volume	Average Weighted	Transactions Volume
AEGNBOR	AEGEAN AIRLINES (CR)	19,490	15	5.32%	---	---	---	---	5,800
ALPHABOR	ALPHA BANK (CR)	5,745,885	818,817	5.31%	---	---	---	---	45,107,686
AETFBOR	ALPHA ETF FTSE Athex Large Cap	---	---	---	---	---	---	---	---
ALMYBOR	ALUMIL (CR)	---	---	---	---	---	---	---	---
IATRBOR	ATHENS MEDICAL CENTER SA (CR)	---	36,479	5.31%	---	---	---	---	---
TATTBOR	ATTICA BANK S.A. (CR)	---	76,572	5.31%	---	---	---	---	---
OTOELBOR	AUTOHELLAS SA (CR)	---	---	---	---	---	---	---	---
BIOKABOR	BIOKARPET S.A.(CR)	---	---	---	---	---	---	---	---
EEEBOR	CC HBC AG (CR)	53,588	---	---	---	---	---	---	74,576
CENTRBOR	CENTRIC HOLDINGS (CR)	---	16,000	5.31%	---	---	---	---	---
SOLKBOR	CORINTH PIPEWORKS SA (CR)	---	2,000	5.31%	---	---	---	---	---
PLAKRBOR	CRETE PLASTICS SA (CR)	---	---	---	---	---	---	---	---
DROMEBOB	DROMEAS SA (CR)	---	---	---	---	---	---	---	---
ELGEBOR	ELGEKA SA (CR)	---	---	---	---	---	---	---	---
ELLAKTORBOR	ELLAKTOR (CR)	126,899	---	---	---	---	---	---	23,700
ELBABOR	ELVAL SA. (CB)	---	28,624	5.31%	---	---	---	---	---
EUROBBOR	EUROBANK ERGASIAS (CR)	4,028,716	71,296	5.31%	13,014	3.84%	---	---	9,772,468
EUPICBOR	EUROPEAN RELIANCE INSUR. (CR)	---	---	---	---	---	---	---	---
EYDAPBOR	EYDAP S.A. (CR)	27,599	---	---	---	---	---	---	19,700
FGEBOR	F.G. EUROPE S.A. (CR)	---	---	---	---	---	---	---	---
FFGRPBBOR	FOLLI FOLLIE (CR)	57,976	31	5.31%	31	7.15%	1,000	10.00%	880,049
FOYRKBOR	FOURLIS (CR)	---	2,249	5.31%	---	---	---	---	3,850
FRIGOBOR	FRIGOGLOSS SA (CR)	5,858	733	8.56%	---	---	---	---	---
GEKTERNABOR	GEK TERNA (CR)	32,926	5,943	5.31%	---	---	---	---	---
SARBOR	GR. SARANTIS SA (CR)	---	---	---	---	---	---	---	---
EUPROBOR	GRIVALIA PROPERTIES (CR)	59,667	22,058	5.31%	---	---	---	---	50,616
XAKOBOR	HALKOR SA (CB)	---	38,839	5.31%	---	---	---	---	---
EXAEBOR	HELLENIC EXCHANGES-A.S.E. (CR)	139,578	376,759	5.31%	---	---	---	---	130,000
ELPEBOR	HELLENIC PETROLEUM (CR)	25,939	128,270	3.31%	---	---	---	---	65,894
HYGEIABOR	HYGEIA SA (CR)	---	48,199	5.31%	---	---	---	---	---
IASOBOR	IASO SA (CR)	---	21,721	5.31%	---	---	---	---	---

Stock Lending Notes

[1] - Multilateral contracts Lending or Borrowing as per Methods 8-1, 8-2 and 8-3-3 (According to ATHEX BoD Resolution No.17)

[2] - Bilateral Contracts Lending or Borrowing as per Methods 8-3-1 and 8-3-2 (According to ATHEX BoD Resolution No.20)

[3] - The information concerning OTC Stock Borrowing Transactions is based on the statements of the Dematerialised Securities System (DSS) operators involved and refers to volumes that have been cleared and registered up until the previous working day.

[4] - Average Price (Volume weighted)

[5] - The Data concerning Open Interest before the start of trading session

Lending Products	Underlying Title	Multilateral Transactions[1]					Bilateral Transactions[2]		Stock Borrowing through OTC (volume)[3]
		Open Interest[5]	Volume(Offered)	Average Weighted	Transactions volume	Average Weighted	Transactions Volume	Average Weighted	Transactions Volume
IKTINBOR	IKTINOS HELLAS SA (CR)	---	---	---	---	---	---	---	
LYKBOR	INFORM P. LYKOS SA (CR)	---	483	5.31%	---	---	---	---	
INKATBOR	INTRACOM CONSTR. (CR)	---	---	---	---	---	---	---	
INTRKBOR	INTRACOM HOLDINGS (CR)	---	104,449	5.31%	---	---	---	---	
INLOTBOR	INTRALOT (CR)	44,474	31,396	5.31%	---	---	---	2,000	
AVAXBOR	J & P - AVAX SA (CR)	---	20,175	5.31%	---	---	---	---	
BELABOR	JUMBO SA (CR)	152,449	40	5.33%	40	7.65%	2,200	10.00%	12,114
KARTZBOR	KARATZIS SA (CR)	---	---	---	---	---	---	---	---
KLEMBOR	KLEEMAN HELLAS SA (CR)	---	11,509	5.31%	---	---	---	---	---
KRIBOR	KRI-KRI S.A. (CR)	---	46,268	5.31%	---	---	---	---	---
LAMDABOR	LAMDA DEVELOPMENT SA (CR)	---	---	---	---	---	---	---	16,377
MIGBOR	MARFIN INVESTMENT GROUP (CR)	56,943	89,293	5.31%	---	---	---	---	760,464
METKKBOR	METKA (CR)	30,024	---	---	---	---	---	---	126
MLSBOR	MLS MULTIMEDIA SA (CR)	---	7,920	5.31%	---	---	---	---	---
MOHBOR	MOTOR OIL (CR)	85,728	2	9.65%	2	10.15%	---	---	54,300
MYTILBOR	MYTILINEOS HOLDINGS (CR)	76,459	189,048	5.31%	5,000	3.03%	500	5.00%	14,400
ETEBOR	NATIONAL BANK (CR)	724,872	65	9.51%	65	10.15%	---	---	1,318,800
ETFASEBOR	NBGAM ETF	---	---	---	---	---	---	---	---
ETFGT30PBOR	NBGAM ETF GREECE & TURKEY 30	---	---	---	---	---	---	---	---
OPAPBOR	OPAP (CR)	266,798	32,409	4.24%	32,409	4.24%	100	2.65%	57,696
HTOBOR	OTE (CR)	275,589	75	9.52%	75	10.15%	---	---	462,286
PPABOR	P.P.A. S.A. (CR)	714	---	---	---	---	---	---	---
PAPBOR	PAPOUTSANIS (CR)	---	---	---	---	---	---	---	---
PETROBOR	PETROPOULOS PETROS (CR)	---	---	---	---	---	---	---	---
TPEIRBOR	PIRAEUS BANK (CR)	674,024	6	9.65%	6	10.15%	500,000	10.00%	26,092,609
PLAISBOR	PLAISIO COMPUTERS SA (CR)	---	---	---	---	---	---	---	---
PPCBOR	PPC (CR)	147,006	15	5.32%	15	6.65%	---	---	725,174
PROFBOR	PROFILE SA (CR)	---	---	---	---	---	---	---	---
QUALBOR	QUALITY & RELIABILITY SA (CR)	---	---	---	---	---	---	---	---
QUESTBOR	QUEST HOLDINGS (CR)	---	822	5.31%	---	---	---	---	---
SIDEBOR	SIDENOR (CR)	2,001	21,969	5.31%	---	---	---	---	---

Stock Lending Notes

[1] - Multilateral contracts Lending or Borrowing as per Methods 8-1, 8-2 and 8-3-3 (According to ATHEX BoD Resolution No.17)

[2] - Bilateral Contracts Lending or Borrowing as per Methods 8-3-1 and 8-3-2 (According to ATHEX BoD Resolution No.20)

[3] - The information concerning OTC Stock Borrowing Transactions is based on the statements of the Dematerialised Securities System (DSS) operators involved and refers to volumes that have been cleared and registered up until the previous working day.

[4] - Average Price (Volume weighted)

[5] - The Data concerning Open Interest before the start of trading session

Lending Products	Underlying Title	Multilateral Transactions[1]					Bilateral Transactions[2]		Stock Borrowing through OTC (volume)[3]
		Open Interest[5]	Volume(Offered)	Average Weighted	Transactions volume	Average Weighted	Transactions Volume	Average Weighted	Transactions Volume
OLYMPBOR	TECHNICAL OLYMPIC SA (CR)	---	---	---	---	---	---	---	---
TENERGYBOR	TERNA ENERGY (CR)	8,411	17,028	3.31%	---	---	---	---	6,300
EYAPSBOR	THESSALONIKA WATER & SEWERAGE	---	159	5.31%	---	---	---	---	---
PLATBOR	THRACE PLASTICS SA (CR)	---	32,797	5.31%	---	---	---	---	---
TITKBOR	TITAN CEMENT (CR)	146,390	111,811	5.31%	---	---	---	---	339,684
OLTHBOR	TPA SA (CR)	---	3,278	5.31%	---	---	---	---	---
TRASTORBOR	TRASTOR REAL EST. INV. CO.(CR)	---	7,580	5.31%	---	---	---	---	---
VIOBOR	VIOHALCO SA/NV (CB)	34,666	---	---	---	---	---	---	---

Stock Lending Notes

[1] - Multilateral contracts Lending or Borrowing as per Methods 8-1, 8-2 and 8-3-3 (According to ATHEX BoD Resolution No.17)

[2] - Bilateral Contracts Lending or Borrowing as per Methods 8-3-1 and 8-3-2 (According to ATHEX BoD Resolution No.20)

[3] - The information concerning OTC Stock Borrowing Transactions is based on the statements of the Dematerialised Securities System (DSS) operators involved and refers to volumes that have been cleared and registered up until the previous working day.

[4] - Average Price (Volume weighted)

[5] - The Data concerning Open Interest before the start of trading session

Sectors codification for listed companies

533	-	Exploration & Production	537	-	Integrated Oil & Gas
1353	-	Commodity Chemicals	1357	-	Specialty Chemicals
1753	-	Aluminum	1755	-	Nonferrous Metals
1757	-	Steel	1775	-	General Mining
2353	-	Building Materials & Fixtures	2357	-	Heavy Construction
2723	-	Containers & Packaging	2727	-	Diversified Industrials
2733	-	Electrical Components & Equipment	2753	-	Commercial Vehicles & Trucks
2757	-	Industrial Machinery	2773	-	Marine Transportation
2777	-	Transportation Services	2791	-	Business Support Services
2797	-	Industrial Suppliers	3535	-	Distillers & Vintners
3537	-	Soft Drinks	3573	-	Farming Fishing & Plantations
3577	-	Food Products	3722	-	Durable Household Products
3726	-	Furnishings	3728	-	Home Construction
3747	-	Toys	3763	-	Clothing & Accessories
3765	-	Footwear	3767	-	Personal Products
3785	-	Tobacco	4533	-	Health Care Providers
4535	-	Medical Equipment	4577	-	Pharmaceuticals
5337	-	Food Retailers & Wholesalers	5371	-	Apparel Retailers
5373	-	Broadline Retailers	5375	-	Home Improvement Retailers
5379	-	Specialty Retailers	5553	-	Broadcasting & Entertainment
5555	-	Media Agencies	5557	-	Publishing
5751	-	Airlines	5752	-	Gambling
5753	-	Hotels	5755	-	Recreational Services
5757	-	Restaurants & Bars	5759	-	Travel & Tourism
6535	-	Fixed Line Telecommunications	6575	-	Mobile Telecommunications
7535	-	Conventional Electricity	7537	-	Alternative Electricity
7577	-	Water	8355	-	Banks
8534	-	Insurance Brokers	8536	-	Property & Casualty Insurance
8633	-	Real Estate Holding & Development	8637	-	Real Estate Services
8671	-	Industrial & Office REITs	8675	-	Specialty REITs
8775	-	Specialty Finance	8777	-	Investment Services
8985	-	Equity Investment Instruments	9533	-	Computer Services
9535	-	Internet	9537	-	Software
9572	-	Computer Hardware	9574	-	Electronic Office Equipment
9578	-	Telecommunications Equipment	12003	-	ETF

