

Daily Official List

Hellenic Exchanges – Athens Stock Exchange S.A.

Wednesday, 21 January, 2015

Year: 136 Trading Day No: 13



Disclaimer:

Hellenic Exchanges-Athens Exchange endeavours to ensure that the data and other material ("Information") presented on the Daily Official List are accurate and complete, but it is not liable for any errors or omissions of data or /and for the accuracy, credibility, updating and completeness of the aforesaid information nor it has any liability arising directly or indirectly from the use of the above Information.

The Company is not liable for the accuracy of the data included in listed companies' announcements. Only the sender of such an announcement is fully and solely liable for any infringement of third party's rights from the content of such announcement. All contents of the Daily Official List are provided only for information purposes and do not constitute investment advice or solicitation to invest in securities or other products listed for trading on the Exchange.

You acknowledge and agree that the Company is the owner of any property rights related to any Information appearing on the Daily Official List including intellectual property rights copyright, trademarks, etc.

The above data are a property of the Hellenic Exchanges-Athens Exchange and are copyright protected. Users are forbidden to reproduce, modify, copy, sale, transmit or redistribute, by all reproduction means and methods, part or the whole of the above data, without reference to their source.

The commercial exploitation of these data is, also, forbidden by third parties. Hellenic Exchanges-Athens Exchange does not carry any responsibility, direct or indirect, derived from usage or accidental alteration of the above data when used by third parties.

Hellenic Exchanges – Athens Stock Exchange S.A.

110 Athinon Ave., 10442 Athens, Tel: (210) 33.66.800, Fax: (210) 32.13.938

www.athex.gr

Thessalonica Stock Exchange Center (T.S.E.C)

16-18 Katouni Str., Thessalonica 546 25 Tel: (2310) 567.667, Fax: (2310) 530.545

Athex Members Guarantee Fund

14-16 Fidiou Str., Athens 106 78, Tel: (210) 33.04.682, Fax: (210) 33.04.155

Hellenic Republic Capital Market Commission

1 Kolokotroni Str. & 1 Stadiou Str., Athens 10562 Tel: (210) 33.77.100 Fax: (210) 33.77.173

Table of Contents

Section 1: Statistical Figures of Securities, Derivatives and Lending

Summary of Markets

Athex Indices

Analytic Figures for Athex Market's Boards and Categories

Trading Details by Athex Sectors and Financial Instruments (ETFs)

Top 10 best & worst performing Shares

Derivatives Summary

Section 2: Analytic Figures of Shares Transactions

Analytic Figures of Shares Transactions

Shares' Notes

Section 3: Figures of Securities Transactions

Securities Blocks Details

Shares Rights Details

Shares Short Selling

Stock Borrowing

Shares Forced Sales

Forced Sales Registered Shares

Exchange Traded Funds (ETFs) Characteristics

Section 5: Bonds traded in Fixed Income Assets Market

Corporate Bonds

Government Bonds

Treasury Bills & Zero Coupon Government Bonds

Government Bonds Traded with the Open Outcry Method

State Banks Bonds

Section 6: Additional Infos

Athex & ATHEXClear Members List

List of Stocks under Market Making operations

Section 7: Derivatives Market Analytic Figures

Index Futures

Stock Futures

Index Options

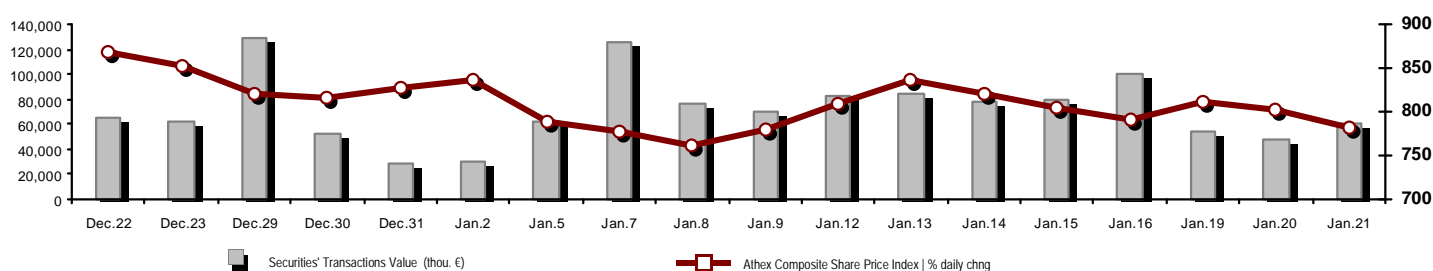
Stock Options

Stock Lending Analytic Figures

Appendix A: Sectors codification for listed companies

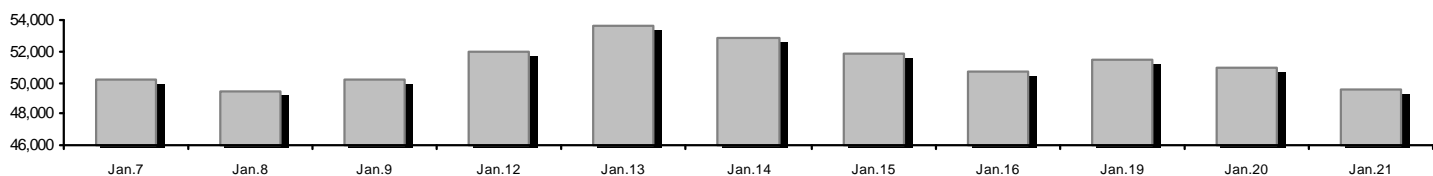
Summary of Markets

Athex Composite Share Price Index vs Shares and Derivatives Transactions Value

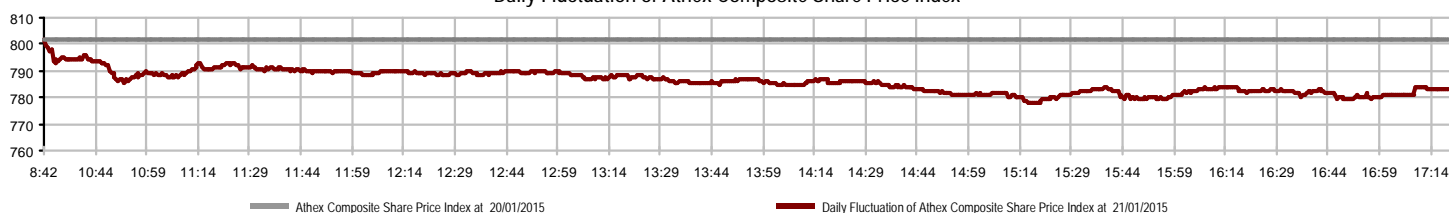


Total Transactions Value (thou. €):	60,193.52		
Athex Capitalisation (mill. €) **: Daily change: mill. € %	49,528.09	-1,363.03	-2.68%
Yearly Avg Capitalisation: mill. € % chng prev year Avg	51,345.39	-25.87%	
Athex Composite Share Price Index % daily chng	782.88	-2.40%	
Athex Composite Share Price Index Capitalisation (mill. €)	44,474.66		
Daily change (mill. €)	-1,308.39		
Securities' Transactions Value (thou. €)	60,193.52		
Daily change: thou. € %	12,454.01	26.09%	
YtD Avg Trans. Value: thou. € % chng prev year Avg	73,050.58	-42.50%	
Short Selling Trans. Value: mill. € % in total Value			
Short Covering Trans. Value: mill. € % in total Value			
Transactions Value of Blocks (thou. €)	5,615.25		
Bonds Transactions Value (thou. €)	0.00		
Securities' Transactions Volume (thou. Pieces)	77,536.82		
Daily change: thou. pieces %	13,709.30	21.48%	
YtD Avg Volume: thou. pieces % chng prev year Avg	91,778.82	-3.40%	
Short Selling Volume: thou pieces % in total Volume			
Short Covering Volume: thou. pieces % in total Volume			
Transactions Volume of Blocks (thou. Pieces)	5,530.32		
Bonds Transactions Volume (thou. pieces)	0.00		
Securities' Trades Number	24,614		
Daily change: number %	5,963	31.97%	
YtD Avg Derivatives Trades number % chng prev year Avg	24,094	-16.58%	
Number of Blocks	12		
Number of Bonds Transactions	0		
Derivatives Total Open Interest	245,490		
in Index Futures % daily chng	51,484	1.65%	
in Stock Futures % daily chng	188,659	-1.22%	
in Index Options % daily chng	5,191	4.76%	
in Stock Options % daily chng	156	81.40%	
Derivatives Contracts Volume:	34,559		
Daily change: pieces %	9,475	37.77%	
YtD Avg Derivatives Contracts % chng prev year Avg	39,934	-27.14%	
Derivatives Trades Number:	3,388		
Daily change: number %	876	34.87%	
YtD Avg Derivatives Trades number % chng prev year Avg	3,618	-13.36%	
Lending Total Open Interest	13,034,109		
Daily change: pieces %	26,938	0.21%	
Lending Volume (Multilateral/Bilateral)	460,077		
Daily change: pieces %	326,405	244.18%	
Multilateral Lending	27,077		
Bilateral Lending	433,000		
Lending Trades Number:	79		
Daily change: thou. € %	-37	-31.90%	
Multilateral Lending Trades Number	75		
Bilateral Lending Trades Number	4		

Athex Capitalisation (mill. €) **



Daily Fluctuation of Athex Composite Share Price Index



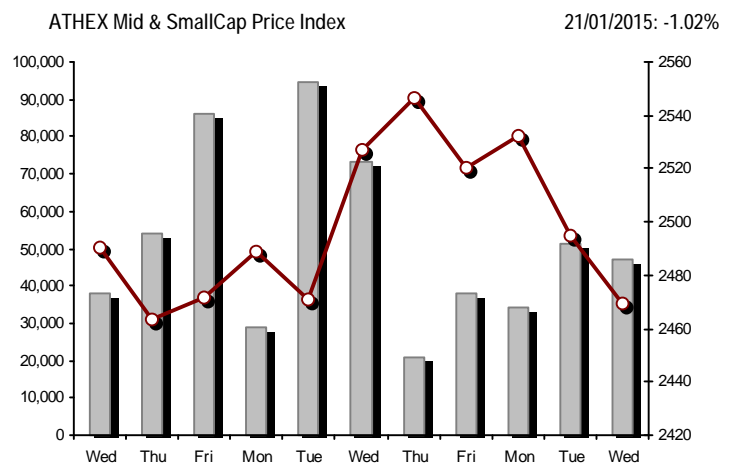
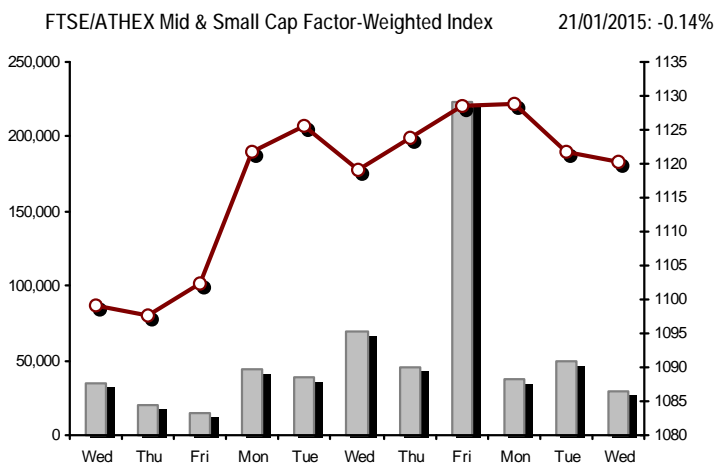
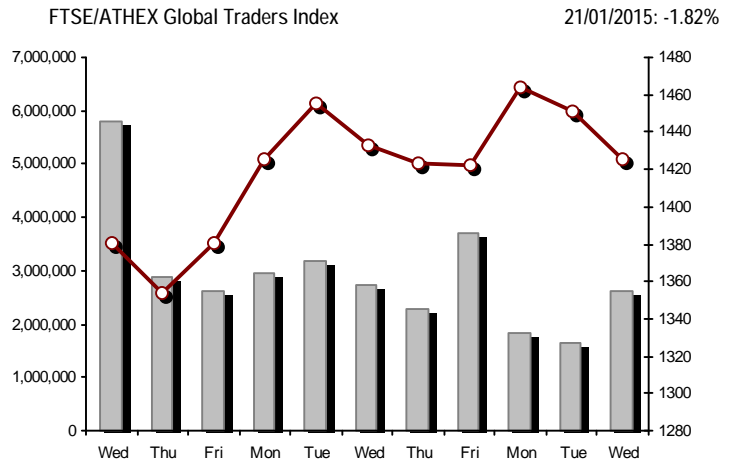
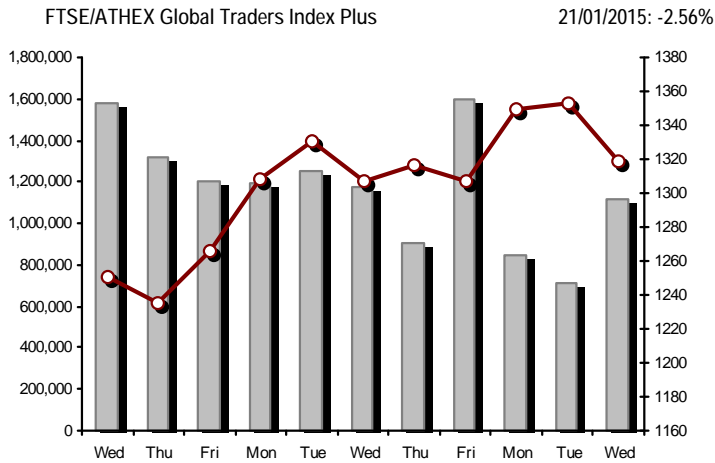
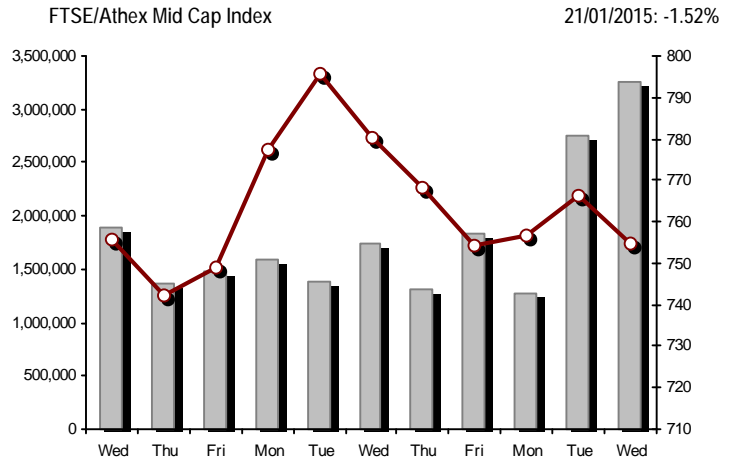
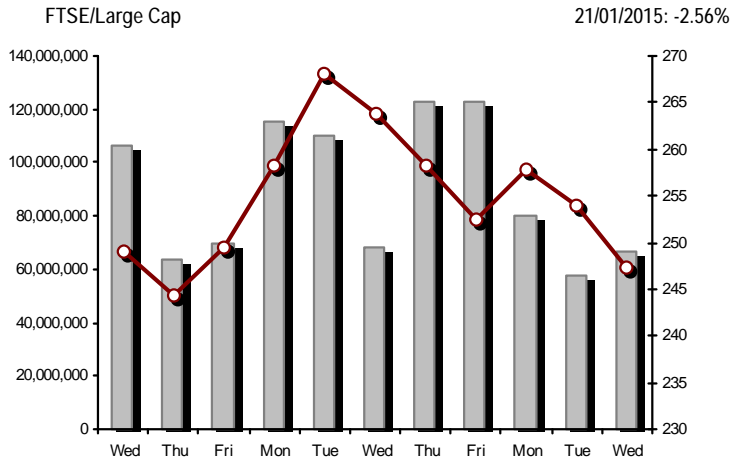
Athex Indices

Index name	21/01/2015	20/01/2015	pts.	%	Min	Max	Year min	Year max	Year change
Athex Composite Share Price Index	782.88	802.12	-19.24	-2.40%	777.73	802.12	757.78	842.84	-5.24%
FTSE/Athex Large Cap	247.40	253.89	-6.49	-2.56%	245.74	253.89	242.02	271.64	-6.59%
FTSE/ATHEX Custom Capped	839.29	851.02	-11.73	-1.38%			800.29	879.91	-3.68%
FTSE/ATHEX Custom Capped - USD	696.35	709.69	-13.33	-1.88%			676.62	758.95	-7.88%
FTSE/Athex Mid Cap Index	754.54	766.16	-11.62	-1.52%	748.12	766.44	740.40	807.08	-2.39%
FTSE/ATHEX-CSE Banking Index	65.65	68.61	-2.96	-4.31%	65.40	68.94	64.86	77.47	-9.82%
FTSE/ATHEX Global Traders Index Plus	1,318.40	1,352.97	-34.57	-2.56%	1,310.28	1,352.97	1,227.52	1,358.91	2.77%
FTSE/ATHEX Global Traders Index	1,425.01	1,451.47	-26.46	-1.82%	1,414.93	1,451.47	1,344.70	1,472.17	-0.94%
FTSE/ATHEX Mid & Small Cap Factor-Weighted Ind	1,120.15	1,121.68	-1.53	-0.14%	1,092.61	1,130.78	1,076.89	1,136.16	2.19%
Greece & Turkey 30 Price Index	728.27	721.32	6.95	0.96%	720.33	731.81	684.16	737.01	7.12%
ATHEX Mid & SmallCap Price Index	2,469.61	2,495.13	-25.52	-1.02%	2,423.71	2,510.91	2,406.54	2,564.77	1.23%
FTSE/Athex Market Index	595.55	610.88	-15.33	-2.51%	591.57	610.88	582.95	652.45	-6.38%
FTSE Med Index	5,214.54	5,175.54	38.99	0.75%			4,930.94	5,214.54	3.52%
Athex Composite Index Total Return Index	1,146.48	1,174.64	-28.16	-2.40%	1,138.93	1,174.64	1,108.12	1,234.23	-5.07%
FTSE/Athex Large Cap Total Return	336.53	345.36	-8.83	-2.56%			331.57	364.68	-6.34%
FTSE/ATHEX Large Cap Net Total Return	1,001.95	1,028.26	-26.31	-2.56%	995.22	1,028.26	977.96	1,100.12	-6.37%
FTSE/ATHEX Custom Capped Total Return	884.73	897.09	-12.36	-1.38%			842.45	925.88	-3.50%
FTSE/ATHEX Custom Capped - USD Total Return	734.05	748.10	-14.05	-1.88%			712.26	798.60	-7.71%
FTSE/Athex Mid Cap Total Return	959.44	974.21	-14.77	-1.52%			943.55	1,023.37	-2.39%
FTSE/ATHEX-CSE Banking Total Return Index	61.24	64.00	-2.76	-4.31%			61.24	70.83	-9.84%
Greece & Turkey 30 Total Return Index	873.66	867.70	5.96	0.69%			837.07	887.54	6.15%
Hellenic Mid & Small Cap Index	753.02	770.46	-17.44	-2.26%	747.00	770.46	716.61	790.89	-2.11%
FTSE/Athex Banks	86.74	90.64	-3.90	-4.30%	86.41	91.09	85.70	102.36	-9.81%
FTSE/Athex Insurance	1,517.28	1,475.13	42.15	2.86%	1,475.13	1,538.35	1,390.84	1,538.35	3.60%
FTSE/Athex Financial Services	963.93	1,014.90	-50.97	-5.02%	963.93	1,014.90	926.91	1,070.09	-3.76%
FTSE/Athex Industrial Goods & Services	1,930.51	1,971.22	-40.71	-2.07%	1,910.33	1,971.22	1,881.51	2,051.08	-1.21%
FTSE/Athex Retail	3,817.18	4,033.11	-215.93	-5.35%	3,760.39	4,033.11	3,336.67	4,146.08	0.40%
FTSE/ATHEX Real Estate	2,264.52	2,268.11	-3.59	-0.16%	2,208.90	2,288.10	2,202.09	2,395.31	-0.76%
FTSE/Athex Personal & Household Goods	4,551.74	4,605.67	-53.93	-1.17%	4,487.97	4,605.67	3,847.16	4,918.08	-0.02%
FTSE/Athex Food & Beverage	5,231.57	5,294.19	-62.62	-1.18%	5,142.47	5,294.19	5,066.70	5,858.63	-10.69%
FTSE/Athex Basic Resources	2,029.29	2,084.02	-54.73	-2.63%	2,007.74	2,084.02	1,753.11	2,133.58	5.24%
FTSE/Athex Construction & Materials	2,151.96	2,171.97	-20.01	-0.92%	2,126.61	2,171.97	2,059.46	2,230.78	-1.51%
FTSE/Athex Oil & Gas	1,687.94	1,717.76	-29.82	-1.74%	1,653.35	1,723.95	1,618.74	1,849.43	-6.99%
FTSE/Athex Chemicals	5,292.17	5,538.42	-246.25	-4.45%	5,257.54	5,538.42	4,784.62	5,546.12	3.31%
FTSE/Athex Media	1,994.54	1,994.54	0.00	0.00%	1,994.54	1,994.54	1,699.05	2,061.03	-3.23%
FTSE/Athex Travel & Leisure	1,467.64	1,483.68	-16.04	-1.08%	1,454.21	1,496.51	1,392.79	1,684.88	-4.27%
FTSE/Athex Technology	687.49	707.70	-20.21	-2.86%	675.68	713.76	675.68	756.07	-5.31%
FTSE/Athex Telecommunications	2,430.52	2,433.27	-2.75	-0.11%	2,369.96	2,458.04	2,273.62	2,573.65	-2.97%
FTSE/Athex Utilities	1,883.02	1,954.38	-71.36	-3.65%	1,859.68	1,954.38	1,791.08	2,164.51	-10.27%
FTSE/Athex Health Care	132.44	137.99	-5.55	-4.02%	130.86	137.99	126.89	150.68	-8.24%
Athex All Share Index	173.96	178.75	-4.79	-2.68%			173.58	188.55	-6.44%
Hellenic Corporate Bond Index	93.49	93.27	0.21	0.23%			91.77	93.90	-0.41%
Hellenic Corporate Bond Price Index	91.84	91.64	0.20	0.22%			90.30	92.51	-0.73%

Note 1: Greece & Turkey 30 Pr data is the indicative at 17:20, whereas FTSE/ATHEX Custom Capped, FTSE/ATHEX Custom Capped - USD, FTSE/ATHEX Custom Capped TR, FTSE/ATHEX Custom Capped - USD TR, FTSE/Med 100 & Greece & Turkey 30 Rt., Hellenic Corporate Bond Price Index, Hellenic Corporate Bond Index closing prices refer to the previous trading day of 19/01/2015.

Note 2: The Hellenic Mid & Small Cap Index is a Customized index calculated by the Athens Exchange.

Athex Indices



Indices volume of transactions

Indices closing prices

Analytic Figures for Athex Market's Boards and Categories

	Total Traded Securities	Main Market	Low Dispersion	Other Categories (*)	Exchange Traded Funds (ETFs)	Warrants
Totals	133	109	6	12	3	3
Gain / Lose / Same:	21 / 86 / 26	17 / 72 / 20	1 / 3 / 2	2 / 6 / 4	1 / 2 / 0	0 / 3 / 0
Athex Capitalisation (mill. €) **	49,528.09	47,760.21	1,414.21	353.67		
Daily Average Trans/ons Value(thou.€)	73,050.58	70,646.76	94.55	52.21	37.99	2,219.08
Transactions Value	60,193.52	57,212.12	778.93	36.54	113.20	2,052.73
Main Board:	54,578.28	52,648.71	9.59	36.54	113.20	1,770.23
Blocks Board:	5,615.25	4,563.41	769.34	0.00	0.00	282.50
Forced Sales Board:	0.00	0.00	0.00	0.00	0.00	0.00
Special Terms Board:	0.00	0.00	0.00	0.00	0.00	0.00
Daily Average Transactions Volume	91,778,815	86,782,114	163,379	127,152	15,129	4,691,041
Transactions Volume	77,536,821	71,159,358	1,541,906	203,180	45,604	4,586,773
Main Board:	72,006,502	67,667,717	3,228	203,180	45,604	4,086,773
Blocks Board:	5,530,319	3,491,641	1,538,678	0	0	500,000
Forced Sales Board:	0	0	0	0	0	0
Special Terms Board:	0	0	0	0	0	0
Daily Average Number of Trades	24,094	22,802	30	53	6	1,203
Number of Trades	24,614	23,036	33	77	15	1,453
Main Board:	24,602	23,027	31	77	15	1,452
Blocks Board:	12	9	2	0	0	1
Forced Sales Board:	0	0	0	0	0	0
Special Terms Board:	0	0	0	0	0	0

(*) Summarised Transactions figures for Under Deletion and Under Supervision Categories. (**) The Market Capitalization of the Companies that belong in the Under Supervision Status is not included.

Trading Details by Athex Sectors and Financial Instruments (ETFs)

Code	Sectors	Gain / Lose / Same	Number of Trades	Transactions Volume	Transactions Value	% of Total Trans. Value
8300	- Banks	0 / 8 / 2	11,784	68,531,516	29,710,766.87	49.36%
1700	- Basic Resources	2 / 6 / 1	805	302,144	1,137,980.93	1.89%
1300	- Chemicals	0 / 1 / 2	84	41,349	43,624.15	0.07%
2300	- Construction & Materials	5 / 7 / 3	1,066	467,170	1,517,873.40	2.52%
12000	- Financial Instruments	1 / 2 / 0	15	45,604	113,198.90	0.19%
8700	- Financial Services	0 / 2 / 0	1,421	2,438,307	2,623,226.78	4.36%
3500	- Food & Beverage	1 / 10 / 0	428	191,147	1,162,599.31	1.93%
4500	- Health Care	0 / 2 / 1	135	259,853	66,713.34	0.11%
2700	- Industrial Goods & Services	5 / 8 / 4	1,029	221,316	1,044,749.45	1.74%
8500	- Insurance	1 / 0 / 0	4	76	108.02	0.00%
5500	- Media	0 / 0 / 2	7	1,543,889	769,955.14	1.28%
500	- Oil & Gas	0 / 2 / 0	719	145,641	567,609.13	0.94%
3700	- Personal & Household Goods	2 / 10 / 3	821	310,050	2,144,624.15	3.56%
8600	- Real Estate	1 / 4 / 2	316	75,348	316,057.55	0.53%
5300	- Retail	0 / 3 / 1	446	76,801	1,833,297.45	3.05%
9500	- Technology	0 / 9 / 3	267	234,369	108,686.97	0.18%
6500	- Telecommunications	0 / 1 / 0	1,563	725,424	6,402,353.38	10.64%
5700	- Travel & Leisure	3 / 6 / 2	1,885	1,352,660	8,276,931.03	13.75%
7500	- Utilities	0 / 5 / 0	1,819	574,157	2,353,168.42	3.91%

Top 10 best & worst performing Shares

Main Market

With positive Price change			With negative Price change		
	Closing price	change		Closing price	change
AUTOHELLAS SA (CR)	9.35	1.52% #	CENTRIC HOLDINGS (CR)	0.160	-22.71% €
AEGEAN AIRLINES (CR)	7.27	0.97% #	ALPHA BANK (CR)	0.415	-7.78% €
TITAN CEMENT CO. (PR)	8.56	0.71% #	MARFIN INVESTMENT GROUP (CR)	0.166	-7.26% €
			GR. SARANTIS SA (CR)	7.14	-6.67% €
			THRACE PLASTICS SA (CR)	0.924	-6.48% €
			INTRACOM HOLDINGS (CR)	0.368	-6.36% €
			CORINTH PIPEWORKS SA (CR)	0.820	-6.29% €
			EUROBANK ERGASIAS (CR)	0.159	-5.92% €
			FOLLI FOLLIE (CR)	26.50	-5.36% €
			TECHNICAL OLYMPIC SA (CR)	0.920	-5.16% €
With the highest Transactions Value			With the highest Transactions Volume		
	Value (thou. €)	change		Volume	change
ALPHA BANK (CR)	11,002.06	-7.78% €	ALPHA BANK (CR)	26,055,271	-7.78% €
OPAP (CR)	6,688.30	-1.19% €	EUROBANK ERGASIAS (CR)	22,560,016	-5.92% €
NATIONAL BANK (CR)	6,527.67	0.00% -	PIRAEUS BANK (CR)	6,745,871	-4.57% €
OTE (CR)	6,402.35	-0.11% €	NATIONAL BANK (CR)	4,972,659	0.00% -
PIRAEUS BANK (CR)	5,978.95	-4.57% €	ATTICA BANK S.A. (CR)	2,293,675	0.00% -
EUROBANK ERGASIAS (CR)	3,705.23	-5.92% €	MARFIN INVESTMENT GROUP (CR)	1,954,678	-7.26% €
HELLENIC EXCHANGES-A.S.E. (CR)	2,290.76	-4.36% €	BANK OF CYPRUS (CR)	1,307,283	-1.58% €
PPC (CR)	2,034.68	-4.63% €	OPAP (CR)	803,998	-1.19% €
JUMBO SA (CR)	1,840.17	-1.26% €	OTE (CR)	725,424	-0.11% €
FOLLI FOLLIE (CR)	1,832.08	-5.36% €	HELLENIC EXCHANGES-A.S.E. (CR)	483,629	-4.36% €

Note: Stocks that are not included in the "Low Dispersion" and "Under Supervision" categories, and the transactions value is more than 10,000 €.

Derivatives Summary

	Number of Trades	Volume	Open Interest
Index Futures	1,169	7,456	51,484
FTSE/Athex Large Cap	1,169	7,456	51,484
Stock Futures	2,185	26,636	188,659
ALPHA BANK (CR)	395	11,415	33,037
CC HBC AG (CR)	39	102	233
CORINTH PIPEWORKS SA (CR)	1	5	494
ELLAKTOR (CR)	32	134	1,695
EUROBANK ERGASIAS (CR)	97	4,684	52,514
EYDAP S.A. (CR)	10	18	156
FOLLI FOLLIE (CR)	25	43	209
FRIGOGLASS SA (CR)	5	11	437
GEK TERNA (CR)	26	113	7,148
GRIVALIA PROPERTIES (CR)	15	57	266
HELLENIC EXCHANGES-A.S.E. (CR)	20	70	1,553
HELLENIC PETROLEUM (CR)	26	73	3,863
INTRALOT (CR)	17	53	465
JUMBO SA (CR)	42	120	835
MARFIN INVESTMENT GROUP (CR)	71	926	28,163
METKA (CR)	18	70	383
MOTOR OIL (CR)	14	37	420
MYTILINEOS HOLDINGS (CR)	98	488	3,804
NATIONAL BANK (CR)	317	3,904	20,127
OPAP (CR)	132	467	1,500
OTE (CR)	253	794	6,017
P.P.A. S.A. (CR)	10	10	294
PIRAEUS BANK (CR)	121	1,539	16,947
PPC (CR)	341	1,357	4,466
SIDENOR (CR)	11	49	771
TERNA ENERGY (CR)	6	25	1,755
TITAN CEMENT (CR)	36	58	638
VIOHALCO SA/NV (CB)	7	14	469
Index Options	26	397	5,191
FTSE/Athex Large Cap	26	397	5,191
Stock Options	8	70	156
ALPHA BANK (CR)	0	0	0
NATIONAL BANK (CR)	4	40	72
OPAP (CR)	0	0	0
OTE (CR)	4	30	40
PIRAEUS BANK (CR)	0	0	0
PPC (CR)	0	0	44
Total Derivatives Traded	3,388	34,559	245,490

Number of Outstanding Securities	Nominal Value	Dividends [1] 2012 2013 2014	Date of Last Coupon Dividend [2]	Date of Last Coupon Right	Note	Shares	Closing price	% change	Previous closing price/date	Open price	Price min	Price max	Last price	Avg price	Last Bid [7]	Last Ask [7]	P/E after	Year	Volume	Trades	Transactions Value	Company Mkt Value (thou. €)	Year low	Year high	Sector [4]	
7,847,611	1.20	---	---	---	01/08/2007	28/09/2011	4939	EDRASIS - C. PSALLIDAS SA (CR)	0.150	---	0.150	20/01/2015	---	---	---	---	---	---	---	---	---	---	1,177.14	0.150	0.150	2357
5,750,000	0.300	---	---	---	12/12/2008	12/12/2011	4929	ELECTRONIKI ATHINON SA (CR)	0.480	---	0.480	20/01/2015	---	---	---	---	---	---	---	---	---	---	2,760.00	0.480	0.480	5375
24,605,397	0.400	---	---	---	29/06/1995	27/05/2002	4651	EMPORIKOS DESMOS SA (CR)	0.080	---	0.080	20/01/2015	---	---	---	---	---	---	---	---	---	---	2,134.04	0.080	0.080	3722
1,182,903	0.400	---	---	---	01/07/1996	27/05/2002	4652	EMPORIKOS DESMOS SA (PR)	0.140	---	0.140	20/01/2015	---	---	---	---	---	---	---	---	---	---	2,134.04	0.140	0.140	3722
7,326,648	1.00	---	---	---	26/07/2006	24/07/2001	4921	FINTEXPORT SA (CR)	0.328	---	0.328	20/01/2015	---	---	---	---	---	---	---	---	---	---	2,403.14	0.328	0.328	3763
13,692,227	1.47	---	---	---	07/07/2006	08/10/1999	5049	HELLENIC FABRICS SA (CR)	0.117	---	0.117	20/01/2015	---	---	---	---	---	---	---	---	---	---	1,601.99	0.117	0.117	3763
24,619,524	0.500	---	---	---	10/10/1986	30/12/2002	4914	KERAMIA-ALLATINI (CR)	0.088	---	0.088	20/01/2015	---	---	---	---	---	---	---	---	---	---	2,166.52	0.088	0.088	8633
7,840,373	1.20	---	---	---	18/07/2002	05/03/2003	4765	KLONATEX SA (PR)	0.080	---	0.080	20/01/2015	---	---	---	---	---	---	---	---	---	---	1,453.75	0.080	0.080	3763
20,663,047	1.20	---	---	---	21/08/2000	05/03/2003	4764	KLONATEX SA (CR)	0.040	---	0.040	20/01/2015	---	---	---	---	---	---	---	---	---	---	1,453.75	0.040	0.040	3763
17,544,600	0.600	---	---	---	03/07/2000	01/08/2000	4868	KOYMBAS SYNERGY GROUP (CR)	0.132	---	0.132	20/01/2015	---	---	---	---	---	---	---	---	---	---	2,315.89	0.132	0.132	8775
15,015,000	1.60	---	---	---	01/07/2002	02/02/2000	4603	MAXIM C.M. PERTSINIDIS SA (CB)	0.100	---	0.100	20/01/2015	---	---	---	---	---	---	---	---	---	---	1,501.50	0.100	0.100	3763
66,937,526	0.700	---	---	---	13/08/2010	21/05/2003	5003	MICHANIKI SA (CR)	0.100	---	0.100	20/01/2015	---	---	---	---	---	---	---	---	---	---	9,186.78	0.100	0.100	2357
25,968,987	0.700	---	---	---	13/08/2010	21/05/2003	5004	MICHANIKI SA (PR)	0.096	---	0.096	20/01/2015	---	---	---	---	---	---	---	---	---	---	9,186.78	0.096	0.096	2357
13,555,100	1.00	---	---	---	08/07/2005		4576	MICROLAND COMPUTERS SA (CR)	0.640	---	0.640	20/01/2015	---	---	---	---	---	---	---	---	---	---	8,675.26	0.640	0.640	5379
23,463,874	0.800	---	---	---	23/05/2003	21/12/1999	4918	NEORION SA (CR)	0.125	---	0.125	20/01/2015	---	---	---	---	---	---	---	---	---	---	2,932.98	0.125	0.125	2753
42,501,273	0.300	---	---	---	26/06/2007	10/08/2009	4993	NUTRIART (CR)	0.049	---	0.049	20/01/2015	---	---	---	---	---	---	---	---	---	---	2,082.56	0.049	0.049	3577
20,210,127	1.53	---	---	---	27/06/1997	20/03/2000	5061	PARNASSOS ENTERP. (CR)	0.070	---	0.070	20/01/2015	---	---	---	---	---	---	---	---	---	---	1,414.71	0.070	0.070	8775
25,583,146	0.300	---	---	---	25/06/2001	03/12/2008	4723	PETZETAKIS SA (CR)	0.260	---	0.260	20/01/2015	---	---	---	---	---	---	---	---	---	---	6,651.62	0.260	0.260	1357
9,550,386	0.500	---	---	---	01/07/1997	12/06/2008	4626	PRAXITELIO SA (CR)	0.390	---	0.390	20/01/2015	---	---	---	---	---	---	---	---	---	---	4,430.09	0.390	0.390	4533
1,306,368	0.500	---	---	---	01/07/1997	12/06/2008	4627	PRAXITELIO SA (PR)	0.540	---	0.540	20/01/2015	---	---	---	---	---	---	---	---	---	---	4,430.09	0.540	0.540	4533
62,683,822	0.300	---	---	---	27/05/2008	09/01/2006	4830	PROTON BANK S.A. (CR)	0.180	---	0.180	20/01/2015	---	---	---	---	---	---	---	---	---	---	11,283.09	0.180	0.180	8355
51,334,286	0.320	---	---	---	03/07/2000	18/12/2007	4548	SAOS (CR)	0.780	---	0.780	20/01/2015	---	---	---	---	---	---	---	---	---	---	40,040.74	0.780	0.780	2773
26,408,040	0.300	---	---	---	01/07/1997	26/05/1999	4464	SHEET STEEL SA (CR)	0.120	---	0.120	20/01/2015	---	---	---	---	---	---	---	---	---	---	3,168.96	0.120	0.120	1757
60,221,300	0.400	---	---	---	01/07/2002	01/11/2010	5022	SHELMAN SA (CR)	0.080	---	0.080	20/01/2015	---	---	---	---	---	---	---	---	---	---	4,817.70	0.080	0.080	2353
26,262,660	0.900	---	---	---	01/07/2008	24/02/2011	4954	SPRIDER STORES (CR)	0.031	---	0.031	20/01/2015	---	---	---	---	---	---	---	---	---	---	814.14	0.031	0.031	5371
144,688,060	0.600	---	---	---	21/04/2008	10/03/2010	4982	T BANK (CR)	0.048	---	0.048	20/01/2015	---	---	---	---	---	---	---	---	---	---	6,945.03	0.048	0.048	8355
6,523,780	0.530	---	---	---	01/07/2002	06/03/2001	4971	TECHNICAL PUBLICATIONS SA (CR)	0.006	---	0.006	20/01/2015	---	---	---	---	---	---	---	---	---	---	39.14	0.006	0.006	5557
13,920,000	0.320	---	---	---	19/11/2001	01/08/2000	4726	TEXAPRET SA (CR)	0.080	---	0.080	20/01/2015	---	---	---	---	---	---	---	---	---	---	1,113.60	0.080	0.080	3763
510,840	1.00	---	---	---	15/07/2008	21/11/2013	5036	TROPEA HOLDING (CR)	2.00	---	2.00	20/01/2015	---	---	---	---	---	---	---	---	---	---	1,021.68	2.00	2.00	3722
284,465,964	3.70	---	---	---	20/06/2008	15/06/2009	4913	TT HELLENIC POSTBANK (CR)	0.168	---	0.168	20/01/2015	---	---	---	---	---	---	---	---	---	---	47,790.28	0.168	0.168	8355
89,616,200	0.300	---	---	---	21/08/2000	28/06/2007	4616	UNITED TEXTILES (CR)	0.050	---	0.050	20/01/2015	---	---	---	---	---	---	---	---	---	---	4,480.81	0.050	0.050	3763
71,683,906	0.400	---	---	---	15/06/2005	05/02/2008	4953	XATZIOANNOU (CR)	0.026	---	0.026	20/01/2015	---	---	---	---	---	---	---	---	---	---	1,863.78	0.026	0.026	3763

Shares' Notes

Code	Note text
()	- Adjusted dividends.
*	- Last adjusted closing price.
[1]	- Net dividends.
[2]	- The "Date of Last Coupon" for New listings refers to the date company's stocks started to trade in Athex
[3]	- The Company Market Value is referred to the number of outstanding shares
[4]	- Sectors codification can be found in Appendix A
[5]	- The Market Value refers to the total number of shares listed (including their several classes) in the exchange by the company.
[6]	- P/E greater than 100
[7]	- Last view of the Order Book before the end of the trading session
4446	- Transfer to the "Under Supervision" Category as of 20/10/2008.
4447	- Transfer to the "Under Supervision" Category as of 21/10/2008.
4464	- Suspension of trading as of 1/12/2008.
4548	- Suspension of trading as of 1/4/2009.
4576	- Suspension of trading as of 14/7/2009.
4603	- Suspension of trading as of 1/12/2009.
4616	- Suspension of trading as of 25/2/2010.
4626	- Suspension of trading as of 1/4/2010.
4627	- Suspension of trading as of 1/4/2010.
4628	- Suspension of trading as of 1/4/2010.
4629	- Transfer to the Under Supervision Category as of 12/4/2010.
4651	- Suspension of trading as of 1/6/2010.
4652	- Suspension of trading as of 1/6/2010.
4690	- Transfer to Surveillance category as of 4/4/2006.
4702	- Suspension of trading as of 1/12/2010.
4723	- Suspension of trading as of 31/1/2011.
4726	- Suspension of trading as of 1/3/2011.
4750	- Transfer to the "Under Surveillance Category" from 8/4/2011.
4764	- Suspension of trading as of 20/5/2011.
4765	- Suspension of trading as of 20/5/2011.
4795	- The final gross (pre-tax) dividend is € 0.30 per share and subject to withholding tax on the full dividend amount, i.e. 0,45 per share, for those shareholders liable to withholding tax, in accordance with the applicable tax law provisions.
4814	- Transfer to the Low Dispersion Category as of 30/5/2011.
4815	- Transfer to the Low Dispersion Category as of 30/5/2011.
4816	- Transfer to the Low Dispersion Category as of 30/5/2011.
4817	- Transfer to the Low Dispersion Category as of 30/5/2011.
4820	- Transfer to the Low Dispersion category as of 18/4/2008.
4822	- Transfer to the Low Dispersion category as of 30/5/2011.
4823	- Transfer to the Low Dispersion category as of 4/4/2006.
4827	- Transfer to the Low Dispersion category as of 5/5/2010.
4830	- Suspension of trading as of 10/10/2011.
4833	- Transfer to Surveillance category from 6/5/2010.
4844	- Transfer to the Surveillance category from 8/4/2011.
4847	- Transfer to the Surveillance Category as of 3/7/2009.
4857	- The 793,906,274 new (CR) shares, resulting from the recent share capital increase through a rights issue, are not yet admitted to trading on the ATHEX.
4860	- Suspension of trading as of 30/3/2012.
4865	- Suspension of trading as of 2/4/2012.
4868	- Suspension of trading as of 2/4/2012.
4879	- Transfer to the Surveillance Category as of 10/4/2012.
4881	- Transfer to the Surveillance Category as of 10/4/2012.
4882	- Transfer to the Surveillance Category as of 10/4/2012.
4884	- Transfer to the Surveillance Category as of 10/4/2012.
4885	- Transfer to the Surveillance Category as of 10/4/2012.

Shares' Notes

Code	Note text
4886	- Transfer to the Surveillance Category as of 10/4/2012.
4887	- Transfer to the Surveillance Category as of 10/4/2012.
4888	- Transfer to the Surveillance Category as of 10/4/2012.
4911	- Lift of suspension from 30/7/2012.
4912	- Transfer to the Surveillance Category as of 31/7/2012.
4913	- Suspension of trading as of 30/8/2012.
4914	- Suspension of trading as of 31/8/2012.
4918	- Suspension of trading as of 31/8/2012.
4920	- Suspension of trading as of 31/8/2012.
4921	- Suspension of trading as of 31/8/2012.
4929	- Suspension of trading as of 1/10/2012.
4937	- Transfer to the UNDER DELETION category as of 30/11/2012.
4938	- Transfer to the UNDER DELETION category as of 30/11/2012.
4939	- Suspension of trading as of 30/11/2012.
4953	- Suspension of trading as of 2/4/2013.
4954	- Suspension of trading as of 2/4/2013.
4955	- Transfer to the Surveillance Category as from 5/4/2013.
4956	- Transfer to the Surveillance Category as from 5/4/2013.
4957	- Transfer to the Surveillance Category as from 5/4/2013.
4958	- Transfer to the Surveillance Category as from 5/4/2013.
4959	- Transfer to the Surveillance Category as from 5/4/2013.
4960	- Transfer to the Surveillance Category as from 5/4/2013.
4961	- Transfer to the Surveillance Category as from 5/4/2013.
4971	- Suspension of trading as of 3/6/2013.
4977	- Transfer to the "Under Surveillance Category" from 11/6/2013.
4978	- Transfer to the Under Supervision Category as of 11/6/2013.
4982	- Suspension of trading as of 1/12/2011.
4983	- Transfer to the Surveillance Category as of 5/4/2013.
4985	- Transfer to the "Under Surveillance Category" from 8/4/2011.
4993	- Suspension of trading as of 21/6/2013 (15:18).
4997	- Transfer to the Under Supervision Category as of 21/12/2009. - The 6,870,053 new (CB) shares, resulting from the recent share capital increase through a rights issue, are not yet admitted to trading on the ATHEX.
5002	- Suspension of trading as of 30/08/2013.
5003	- Suspension of trading as of 30/08/2013.
5004	- Suspension of trading as of 30/08/2013.
5007	- Transfer to the Surveillance category, as of 11/10/2013.
5008	- Transfer to the Surveillance Category from 8/4/2011.
5022	- Suspension of trading as of 2/12/2013.
5023	- Suspension of trading as of 2/12/2013.
5031	- The 612,300 new (CR) shares, resulting from the recent share capital increase through a rights issue, are not yet admitted to trading on the ATHEX.
5033	- Transfer to the Surveillance Category as of 25/11/2011. The 97,144,575 new (CR) shares, resulting from the recent share capital increase through a rights issue, are not yet admitted to trading on the ATHEX.
5036	- The company's share is under suspension of trading as of 2/4/2012. During suspension, the company proceeded and concluded a share reverse split, according to which - after the conclusion of the corporate action - the total number of the company's shares, as well as, the last closing price of 30/03/2012 were adjusted.
5046	- Transfer to the Low Dispersion category as of 8/4/2011.
5047	- Suspension of trading as of 27/3/2014.
5049	- Under suspension of trading as of 1/4/2014.
5053	- Transfer to the UNDER DELETION category as of 10/4/2014.
5054	- Transfer to the Surveillance Category as of 10/4/2014.
5055	- Transfer to the Surveillance Category as of 10/4/2014.
5056	- Transfer to the Under Supervision Category as of 14/4/2014.
5057	- Transfer to the Surveillance Category as of 29/12/2011.
5058	- Transfer to the Surveillance Category as of 29/12/2011.
5059	- Transfer to the Low Dispersion category as of 2/6/2014.

Shares' Notes

Code	Note text
5061	- Suspension of trading as of 2/6/2014.
5062	- Transfer to the UNDER DELETION category as of 4/6/2014.
5069	- Suspension of trading as of 1/10/2014.
5073	- The 90,000 new (CR) shares, resulting from the recent share capital increase through a rights issue, are not yet admitted to trading on the ATHEX.
5075	- Transfer to the "Low Dispersion" Category as of 31/10/2014.
5079	- Suspension of trading from 1/12/2014.
5080	- Suspension of trading as of 6/9/2011.
5081	- Transfer to the Surveillance category, as of 19/12/2014.

Securities Blocks Details

Securities	Block Volume	Price	Block Trade Value	Time of approval	Note
ALPHA BANK (CR)	650,000	0.446	289,900.00	10:36:25	20
KATHIMERINI SA (CR)	1,000,000	0.500	500,000.00	11:53:57	20
AEGEAN AIRLINES (CR)	25,747	7.07	182,108.53	11:53:59	14
KATHIMERINI SA (CR)	538,678	0.500	269,339.00	11:55:14	20
OPAP (CR)	245,471	8.35	2,049,682.85	14:08:23	20
HELLENIC PETROLEUM (CR)	45	3.65	164.25	14:45:19	18
EYDAP S.A. (CR)	378	5.43	2,052.54	14:45:46	18
ALPHA BANK (W)	500,000	0.565	282,500.00	15:43:30	20
AEGEAN AIRLINES (CR)	50,000	7.20	360,000.00	16:39:55	20
FOLLI FOLLIE (CR)	20,000	20.55	411,000.00	16:48:41	20
ALPHA BANK (CR)	2,000,000	0.415	830,000.00	17:11:20	20
PIRAEUS BANK (CR)	500,000	0.877	438,500.00	17:12:05	20

Blocks Notes

2 - SPOT 1 or SPOT 2 Packet	11 - Total Assets > 500 bil
3 - Block with Short Selling	12 - Sell Offer through Athex
4 - Buy to Close Block	13 - Forced Sale of NMOE
6 - Simultaneous Constitution	14 - Restoration Packet
7 - Repurchase Agreement	15 - Market Maker Packet
8 - Dispersion's Achievement (Not Listed)	16 - Short Selling
9 - Dispersion's Achievement (Listed)	18 - SPOT 1 Packet
10 - Share Capital Majority of Greek State (> 50 bil)	20 - Method 6-1 Packet

Shares Rights Details

Occured date	Exercise from	Exercise until	Trading until	Rights	Price min	Price max	Closing price	Last Bid	Last Ask	Volume	Trades	Transactions Value
--------------	---------------	----------------	---------------	--------	-----------	-----------	---------------	----------	----------	--------	--------	--------------------

No Rights Transactions.

Shares Forced Sales

Securities	Transaction s Volume	Number of Trades	Transactions Value	Note
------------	-------------------------	---------------------	-----------------------	------

No Forced Transactions.

Forced Sales Notes

- 1 - Normal Forced Sale.
- 2 - Forced Sales of Fixed Registered Shares.
- 3 - Forced Sales of Remaining Stock Fractions.

Forced Sales Registered Shares

Securities	Start Date	End Date	Initial Volume	Remaining Volume	Date	Avg price (day)	Avg price (period)	Number of Trades	Transactions Volume	Transactions Value
------------	------------	----------	----------------	------------------	------	-----------------	--------------------	------------------	---------------------	--------------------

No Fixed Registered Shares Forced Sales.

Forced Sales Notes

According to Decision 1/380/04.05.2008 of the Hellenic Republic Capital Market Commission, the certificated registered shares that have not been deposited to the issuer for dematerialisation, will be auctioned in the Athens Exchange by the supervising issuer. Forced sales procedure is held according to Article 99A of the Athens Exchange Rulebook. The average price of the period is calculated by dividing the Total transactions value by the Total volume and includes all the transactions made until the current date.

Exchange Traded Funds (ETFs) Characteristics

	Transactions Date (T)	Creation / Redemption	Units (T-1)	New Units (T-1)	Redemption Units (T-1)	Units (T) [1]	Fund Assets [2]	Net Unit Price	Dividend per	Dividend Date
NBGAM ETF ΓΔ Χ.Α.	21/01/2015	25,000	294,878	---	---	294,878	2,637,136.00	8.9431	---	27/10/2011
ALPHA ETF FTSE Athex Large Cap	21/01/2015	50,000	5,848,618	---	---	5,848,618	14,987,000.00	2.5625	0.05	01/07/2013
NBGAM ETF GREECE & TURKEY 30	21/01/2015	25,000	388,550	---	---	388,550	3,286,628.00	8.4587	---	27/10/2011

ETFs Notes

[1] - Units (T) = Units (T-1) + New Units (T-1) - Redemption Units (T-1)

[2] - The Creation / Redemption Units of T-1 are included.

Corporate Bonds

Num Listed Bonds	Nominal price	Issue price	Today's Rate	Exp. Date	Duration (years)	Note	Coupon attached		Trading	Corporate Bonds	Price min	Price max	Closing price	Previous closing		Volume	Transactions Value	Last order			ear min	Year max
							Common	Preferred						price/date	Price			Buy / Sell	Date			
4,122,910	4.77	4.77	5.00	19/03/2015	5	---	20	---	1	MARFIN INVESTMENT GROUP S.A. (Conver to CR shar)	---	---	---	90.0000	12/01/2015	---	---	81.0000	B	28/11/2014	90.0000	90.0000
1,794,284	12.49	9.77	5.05	12/07/2015	8	---	---	---	1	NIREUS S.A. (Convertible to CR shares)	---	---	---	12.0000	29/01/2014	---	---	11.0000	B	17/11/2014	12.0000	12.0000
212,801,311	1.00	1.00	6.30	29/07/2020	7	---	6	---	1	MARFIN INVESTMENT GROUP S.A. SERIES B (BOND)	---	---	---	0.8500	23/08/2013	---	---	1.0000	B	28/11/2014	0.8500	0.8500
163,991,598	1.00	1.00	7.00	29/07/2019	6	---	6	---	1	MARFIN INVESTMENT GROUP S.A. SERIES A (BOND)	---	---	---	1.0000	23/08/2013	---	---	1.0000	B	28/11/2014	1.0000	1.0000

Corporate Bonds Notes

Transactions Volume = (Pieces) * (Nominal Price). Transactions Value = (Pieces) * (Nominal Price) * (price %) + (Accrued interest).

The price of a Bond is stated as a percentage (%) of Bond's Nominal Price.

Nominal Price in Euros (€), except if it is noted differently.

Government Bonds

Number Listed Bonds	Nominal price	Today's Rate	Accrued Interest Calc	Exp. Date [1]	Duration (years)	Note	Coupons Date	Curr. coupon value	Trading Unit	Government Bonds	Price min	Price max	Closing price	Previous closing price/date	Volume	Transactions Value	Price	Last order Buy / Sell	Date
2,658,781,973	1.00	4.30	Actual/Actual	24/02/2023	11	---	24/02	4.30	1	GGB-FXD-240223-11Y-2.000-1.00	---	---	---	---	---	---	---	---	---
2,658,781,973	1.00	4.30	Actual/Actual	24/02/2024	12	---	24/02	4.30	1	GGB-FXD-240224-12Y-2.000-1.00	---	---	---	---	---	---	---	---	---
2,658,781,973	1.00	4.30	Actual/Actual	24/02/2025	13	---	24/02	4.30	1	GGB-FXD-240225-13Y-2.000-1.00	---	---	---	---	---	---	---	---	---
2,658,781,973	1.00	4.30	Actual/Actual	24/02/2026	14	---	24/02	4.30	1	GGB-FXD-240226-14Y-2.000-1.00	---	---	---	---	---	---	---	---	---
2,658,781,973	1.00	4.30	Actual/Actual	24/02/2027	15	---	24/02	4.30	1	GGB-FXD-240227-15Y-2.000-1.00	---	---	---	---	---	---	---	---	---
2,836,034,104	1.00	4.30	Actual/Actual	24/02/2028	16	---	24/02	4.30	1	GGB-FXD-240228-16Y-2.000-1.00	---	---	---	---	---	---	---	---	---
2,836,034,104	1.00	4.30	Actual/Actual	24/02/2029	17	---	24/02	4.30	1	GGB-FXD-240229-17Y-2.000-1.00	---	---	---	---	---	---	---	---	---
2,836,034,104	1.00	4.30	Actual/Actual	24/02/2030	18	---	24/02	4.30	1	GGB-FXD-240230-18Y-2.000-1.00	---	---	---	---	---	---	---	---	---
2,836,034,104	1.00	4.30	Actual/Actual	24/02/2031	19	---	24/02	4.30	1	GGB-FXD-240231-19Y-2.000-1.00	---	---	---	---	---	---	---	---	---
2,836,034,104	1.00	4.30	Actual/Actual	24/02/2032	20	---	24/02	4.30	1	GGB-FXD-240232-20Y-2.000-1.00	---	---	---	---	---	---	---	---	---
2,836,034,104	1.00	4.30	Actual/Actual	24/02/2033	21	---	24/02	4.30	1	GGB-FXD-240233-21Y-2.000-1.00	---	---	---	---	---	---	---	---	---
2,836,034,104	1.00	4.30	Actual/Actual	24/02/2034	22	---	24/02	4.30	1	GGB-FXD-240234-22Y-2.000-1.00	---	---	---	---	---	---	---	---	---
2,836,034,104	1.00	4.30	Actual/Actual	24/02/2035	23	---	24/02	4.30	1	GGB-FXD-240235-23Y-2.000-1.00	---	---	---	---	---	---	---	---	---
2,836,034,104	1.00	4.30	Actual/Actual	24/02/2036	24	---	24/02	4.30	1	GGB-FXD-240236-24Y-2.000-1.00	---	---	---	---	---	---	---	---	---
2,836,034,104	1.00	4.30	Actual/Actual	24/02/2037	25	---	24/02	4.30	1	GGB-FXD-240237-25Y-2.000-1.00	---	---	---	---	---	---	---	---	---
2,836,034,104	1.00	4.30	Actual/Actual	24/02/2038	26	---	24/02	4.30	1	GGB-FXD-240238-26Y-2.000-1.00	---	---	---	---	---	---	---	---	---
2,836,034,104	1.00	4.30	Actual/Actual	24/02/2039	27	---	24/02	4.30	1	GGB-FXD-240239-27Y-2.000-1.00	---	---	---	---	---	---	---	---	---
2,836,034,104	1.00	4.30	Actual/Actual	24/02/2040	28	---	24/02	4.30	1	GGB-FXD-240240-28Y-2.000-1.00	---	---	---	---	---	---	---	---	---
2,836,034,104	1.00	4.30	Actual/Actual	24/02/2041	29	---	24/02	4.30	1	GGB-FXD-240241-29Y-2.000-1.00	---	---	---	---	---	---	---	---	---
2,836,034,104	1.00	4.30	Actual/Actual	24/02/2042	30	---	24/02	4.30	1	GGB-FXD-240242-30Y-2.000-1.00	---	---	---	---	---	---	---	---	---
742,153	1,000.00	0.93	FLR Actual/360	10/08/2019	5	---	10/02 - 10/08	---	1	GGB-FLT-100819-05Y-0.934-1.000	---	---	---	---	---	---	---	---	---
4,030,827	1,000.00	4.75	Actual/Actual	17/04/2019	5	---	17/04	4.75	1	GGB-FXD-170419-05Y-4.750-1.000	---	---	---	---	---	---	---	---	---
2,089,066	1,000.00	3.38	Actual/Actual	17/07/2017	3	---	17/07	3.38	1	GGB-FXD-170717-03Y-3.375-1.000	---	---	---	---	---	---	---	---	---

Government Bonds Notes

Transactions Volume = (Pieces) * (Nominal Price). Transactions Value = (Pieces) * (Nominal Price) * (price %) + (Accrued interest).

The Value of current coupon for the issues with NV 0.01 euro refers to NV 100 euros

FLR: Floating Interest Rate.

[1] - The Expiration Date of the interest bearing period and the Date for coupon payment.

Bonds in Circulation	Currency / Min nominal traded Value	Coupons Payment Date	Current Coupon Value	Note	Coupon Attached	Trading Unit	Issue Date	Duration (years)	Today's Interest	A.I.C in days	Bonds	Last price of previous days	Last Outcry in Cash (euro) Price	Buy / Sell	Trades in Pieces	Life min	Life Max		
Bonds of International Organizations																			
1,000,000	EUR / 1000	21/07	---	---	9	1	21/07/2006	10	5.0 FLR	360	EUROPEAN INVESTMENT BANK BOND	97.50	16/04/2007	---	---	---	---	---	
Corporate Bonds in Foreign Currency and Euro																			
103,746	GBP / 10	01/12	0.25	---	56	1	01/12/1930	98	2.5	360	National Mortgage Bank	2.27	05/02/1996	2.27	S	05/02/1996	---	2.27	2.27
0	GBP / 10	01/12	0.25	---	58	1	01/12/1928	100	2.5	360	National Mortgage Bank	---	---	---	---	---	---	---	---

Government Bonds Notes

A.I.C: Accrued Interest Calculation base.

FLR: Floating Interest Rate.

The minimum tradeable Nominal Value for all Demeterialised Government Titles is 100 Euros.

State Banks Bonds (one year maturity)

Number Listed Bonds	Nominal value	Initial Rate	Current Rate	Annual Interest	Issue Date	Note	State Banks Bonds	Trading Unit	Yearly Renewals	Last Outcry in Cash (euro)		Volume
										Price	Buy / Sell	
342,560	135.17	2.35	3.92	0.00	31/01/2005	---	H.I.D.B.	1	10	100.00	B	---
2,446	1,182.96	4.90	2.47	29.69	31/05/2008	---	H.I.D.B.	1	7	---	---	---

Bonds Notes

The annual renewal of H.I.D.B. Bonds is free of taxes (net rate).
For Bonds issue until 31/12/2014 the accrued interest is capitalized.

Athex & ATHEXClear Members List

Member Name	Stock Market			Derivatives Market			ATHEXClear Member					
	Address	Phone	Fax	Market Member	Remote Member	Market Maker	Proprietary	Market Maker	Agent	General Clearing	Direct Clearing	Non Clearing
A. SARRIS SECURITIES S.A.				a								
6, DRAGATSANIOU STR. ATHINA	(210)-3367700	(210)-3312324										
AGRICULTURAL BANK OF GREECE S.A.								a			a	
, 23 PANEPISTIMIOU ATHINA	(210)-3298400	(210)-3298322										
ALPHA FINANCE INVESTMENT SERVICES S.A.				a		a		a			a	
5, MERLIN STR. ATHINA	(210)-3677400	(210)-3311193										
ALPHA BANK A.E.							a			a		
40, STADIOU STR ATHINA	(210)-3260000	(210)-3264116										
	(210)-3265546	(210)-3265811										
ARGUS STOCKBROKERS LTD				a	a							
12-14, KENNEDY AVE. S. 303 NICOSIA	(+35722)-22717000	(+35722)-22717070										
ATHENAIKI BROKERAGE FIRM S.A.				a								
33, STADIOU STR. ATHINA	(210)-3254764	(210)-3254767										
ATLANTIC SECURITIES LIMITED				a	a							
37, PRODROMOU STR. NICOSIA	(+35722)-445400	(+35722)-661914										
ATLAS SECURITIES S.A				a			a					a
14 - 16, VERVENON STR.& 125 MICHALAKOPOULOU STR. ATHINA	(210)-3363300	(210)-3238925										
ATTICA BANK S.A.										a		
54, AKADIMIAS STR. ATHINA	(210)-3390757	(210)-3646090										
23, OMIROU STR. ATHINA	(210)-3669000	(210)-3669410										
AXIA VENTURES GROUP LTD				a	a							
10, G. KRANIDIOTI NICOSIA	+357 22 742000	+357 22 742001										
AXON SECURITIES S.A.				a			a					a
48, STADIOU ATHINA	(210)-3363800	(210)-3243903										
BANK OF CYPRUS PUBLIC COMPANY LTD										a		
, 51, STASINOU (AG. PARASKEVI, STROVOLOS) NICOSIA	(0035722)-121883	(0035722)-336258										
170, ALEXANDRAS AVE ATHINA	(210)-6477708	(210)-6477709										
BETA SECURITIES S.A.				a		a	a	a			a	
, BRAILA & 29 ALEXANDRAS AVE ATHINA	(210)-6478900	(210)-6410139										
BNP PARIBAS SECURITIES SERVICES										a		
94, VAS. SOFIAS AVE ATHINA	(210)-7468500	(210)-7468579										
CAPITAL SECURITIES S.A.				a			a					a
58, MITROPOLEOS STR. ATHINA	(210)-3369700	(210)-3369820										
CFS SECURITIES & INVESTMENT SERVICES S.A.				a		a			a		a	
3, STADIOU STR. ATHINA	(210)-3360800	(210)-3311854										
CITIGROUP GLOBAL MARKET LTD				a	a							
, CITIGROUP CENTRE, CANADA SQUARE, CANARY WHART LONDON	002079864000	002079862266										
CO-OPERATIVE CENTRAL BANK LTD					a							
8, GRIGORI AFXENTIOU STR. NICOSIA	(+35722)-743300	(+35722)-672083										
CREDIT AGRICOLE CHEUVREUX S.A.					a							
, 9 QUAI PAUL DOUMER PARIS	33 (0) 1 41 89 70 00											
CREDIT SUISSE SECURITIES (EUROPE) LIMITED				a	a							
, ONE CABOT SQUARE LONDON	+44 20 7888 8888	+44 20 7888 1600										
CYCLOS SECURITIES S.A.				a		a	a				a	
39, PANEPISTIMIOU STR. ATHINA	(210)-3364300	(210)-3239122										
D.A. TSEKOURAS SEC. S.A.				a								
, PESMAZOGLOY 3	(210)-3214406	(210)-3211997										
DEUTSCHE BANK A.G.				a	a							
70, THEODOR-HEUSS-ALLEE FRANKFURT	0049 69 910 00	0049 69 910 34 225										
DYNAMIC SECURITIES				a					a		a	
6 - 10, CHAR. TRIKOUPH STR. ATHINA	(210)-3677700	(210)-3677777										
EL. PETROPOULAKIS SECURITIES S.A.				a					a			a
9, ARISTIDOU STR. ATHINA	(210)-3213928	(210)-3216810										
EUROBANK EQUITIES S.A.				a		a		a			a	
10, FILELLINON STR. ATHINA	(210)-3720000	(210)-3720001										
EUROBANK ERGASIAS S.A.										a		
8, OTHONOS STR. ATHINA	(210)-3337000	(210)-3233866										
	(210)-3337969	(210)-3245916										
EUROCORP SECURITIES S.A.				a			a				a	
14, FILIKIS ETAIRIAS SQ. ATHINA	(210)-7263500	(210)-7263666										
EUOTRUST BROKERAGE S.A.				a								
13-15, SOPHOCLEOUS STR. ATHINA	(210)-3363100	(210)-3238334										

Athex & ATHEXClear Members List

Member Name	Stock Market			Derivatives Market			ATHEXClear Member					
	Address	Phone	Fax	Market Member	Remote Member	Market Maker	Proprietary	Market Maker	Agent	General Clearing	Direct Clearing	Non Clearing
EUROXX SECURITIES S.A.				a			a				a	
7, PALAIOLOGOU STR. CHALANDRI	(210)-6879400	(210)-6879401										
G.A. PERVANAS SECURITIES & INVESTMENT SERVICES CO S.A.				a			a					a
7 - 9, SOPHOCLEOUS STR. ATHINA	(210)-3251875	(210)-3210291										
GLOBAL CAPITAL SECURITIES AND FINANCIAL SERVICES LTD				a	a							
5, LEMESOU AVE. LEMESOS CYPRUS	(+35722)-710710	(+35722)-339332										
GUARDIAN TRUST SECURITIES S.A				a		a	a					a
15, FILELLINON STR. ATHINA	(210)-3220402	(210)-3220498										
HELLENIC AMERICAN SEC. S.A.				a			a					
6, EVRIPIDOU STR. ATHINA	(210)-3311100	(210)-3215968										
HELLENIC BANK (INVESTMENTS) LTD				a	a							
31, KYRIAKOY MATSI AVE. NICOSIA	(+35722)-500100	(+35722)-500110										
HSBC BANK PLC										a		
109-111, MESOGION AVE ATHINA	(210)-6961507	(210)-6929310										
INDEX SECURITIES S.A.				a								
6, DRAGATSANIOU STR. ATHINA	(210)-3213920	(210)-3213216										
INTERSEC S.A.							a				a	
80-88, SYGROU AVE ATHINA	(210)-9203000	(210)-9203052										
INVESTMENT BANK OF GREECE S.A.				a		a		a		a		
24B, KIFISSIAS AVE MAROUSI	(210)-8171800	(210)-8171889										
32, AIGEIALIAS MAROUSI	(210) 8173000	(210) 8173101										
J. CHR. MAVRIKIS SECURITIES S.A.				a								
5, SOPHOCLEOUS STR. ATHINA	(210)-3213949	(210)-3217767										
KAPPA SECURITIES S.A.				a			a					a
15, VALAORITOU STR. ATHINA	(210)-3610371	(210)-3641002										
KYPROU SECURITIES S.A.						a	a					a
26, HALKIDONOS & FIDIPIPIDOY STR. ATHINA	(210)-8701000	(210)-8701049										
LAIKI FINANCIAL SERVICES LTD				a	a							
26, CLR HOUSE, VIRONOS AVE. NICOSIA	(+35722)-898600	(+35722)-680953										
LEON DEPOLAS SECURITIES S.A.				a					a			a
1, CHR. LADA STR. ATHINA	(210)-3213286	(210)-3211618										
MAGNA TRUST SECURITIES S.A				a					a			a
9, FIDIOU STR. ATHINA	(210)-3327503	(210)-3327599										
MEGA EQUITY SECURITIES & FINANCIAL SERVICES LTD				a	a							
42-44, GRIBA DIGENI AV. NICOSIA	(+35722)-711711	(+35722)-711811										
MERIT SECURITIES S.A				a		a	a				a	
38, VAS. KONSTANTINOU STR. ATHINA	(210)-3671800	(210)-3671830										
MERRILL LYNCH				a	a							
2, KING EDWARD STREET LONDON	(+4420)-79952000	(+4420)-79954525										
MIDAS BROKERAGE S.A.				a								
5, SOPHOCLEOUS STR. ATHINA	(210)-3253203	(210)-3253205										
N. CHRYSOCHOIDIS STOCK BROKERAGE I.S.S.A.				a					a		a	
7 - 9, SOPHOCLEOUS STR. ATHINA	(210)-3213913	(210)-3216115										
N. SARROS SECURITIES S.A.							a					
7-9, SOPHOCLEOUS STR. ATHINA	(210)-3705600	(210)-3219992										
NATIONAL BANK OF GREECE S.A.				a				a		a		
68, AKADIMIAS STR. ATHINA	(210)-3328817	(210)-3328678										
86, AIOLOU STR. ATHINA	(210)-3341000	(210)-3228187										
NBG SECURITIES S.A.				a		a		a				a
68, AKADIMIAS STR. ATHINA	(210)-3328500	(210)-3328565										
NEW PROTON BANK S.A.							a				a	
20, ESLIN & AMALIADOS ATHINA	210 6970000	210 6970111										
NUNTIUS SECURITIES S.A				a					a			a
6, DRAGATSANIOU STR. ATHINA	(210)-3350599	(210)-3254846										
PANTELAKIS SEC. S.A.				a			a					a
109-111, MESOGION AVE. ATHINA	(210)-6965000	(210)-6929550										
PEGASUS BROKERAGE FIRM S.A				a			a					
17, VALAORITOU STR. ATHINA	(210)-3670700	(210)-3670760										
PIRAEUS BANK S.A.				a					a	a		
4, AMERIKIS STR. ATHINA	(210)-3335000	(210)-3335079										
4, AMERIKIS STR ATHINA	(210)-3335918	(210)-3254207										
PIRAEUS SECURITIES S.A.				a				a			a	
10, STADIOU STR. ATHINA	(210)-3354100	(210)-3233814										

Athex & ATHEXCclear Members List

Member Name	Stock Market			Derivatives Market			ATHEXCclear Member		
	Market Member	Remote Member	Market Maker	Proprietary	Market Maker	Agent	General Clearing	Direct Clearing	Non Clearing
PRELIUM SECURITIES & INVESTMENT SERVICES S.A.	a			a					a
, KIFISSIAS AVE & 1 DAVAKI STR ATHINA	(210)-3677000	(210)-6920403							
PROCHOICE SECURITIES LTD	a	a							
57, SPYROU KYPRIANOY NICOSIA	+357-24-661192	+357-24-662464							
SHARELINK SECURITIES & FINANCIAL SERVICES LTD	a	a							
6, ELLINAS HOUSE, THEOTOKI STR. NICOSIA	(+35722)-554200	(+35722)-750852							
SOCIETE GENERALE S.A.	a	a		a					
17, COURS VALMY PUTEAUX - LA DEFENSE PARIS	(+33) 142134754	(+33) 142135697							
240-242, KIFISSIAS AVE ATHINA	(210)-6790161	(210)-6728828							
SOLIDUS SECURITIES S.A	a			a				a	
64, LOUIZIS RIANKOUR STR. ATHINA	(210)-6925500	(210)-6985421							
ST. EM. LAVRENTAKIS SECURITIES S.A.	a			a					a
7 - 9, SOPHOCLEOUS STR. ATHINA	(210)-3213336	(210)-3246572							
THE CYPRUS INVESTMENT AND SECURITIES CORPORATION LIMITED (CISCO)	a	a							
4, EVROU STR. (EUROLIFE HOUSE) NICOSIA	(+35722)-881800	(+35722)-881801							
UBS LIMITED	a	a							
1, FINSBURY AVENUE LONDON	(+4420)-79013333	(+4420)-79012345							
KARAMANOF SECURITIES & INV. SERVICES S.A.	a					a		a	
2, SQ. ST THEODORON ATHINA	(210)-3212947	(210)-3217088							

List of Stocks under Market Making operations

Securities Market Maker	Stock Category	
	Start Market Making	End Market Making
CYPRUS POPULAR BANK (CR)	Suspension Status	
PIRAEUS SECURITIES S.A.	02/02/2013	01/01/2400
VIOHALCO (CB)	Suspension Status	
ALPHA FINANCE INVESTMENT SERVICES S.A.	11/02/2013	01/01/2400
EUROBANK EQUITIES S.A.	20/01/2013	01/01/2400
MERIT SECURITIES S.A.	13/12/2012	01/01/2400
ALPHA BANK (CR)	Main Market	
EUROBANK EQUITIES S.A.	24/10/2012	01/01/2400
HELLENIC AMERICAN SEC. S.A.	25/07/2014	01/01/2400
INVESTMENT BANK OF GREECE S.A.	08/01/2013	01/01/2400
MERIT SECURITIES S.A.	03/09/2013	01/01/2400
NBG SECURITIES S.A.	15/01/2013	01/01/2400
PIRAEUS SECURITIES S.A.	28/05/2013	01/01/2400
ALUMIL (CR)	Main Market	
BETA SECURITIES S.A.	18/07/2013	01/01/2400
ATTICA BANK S.A. (CR)	Main Market	
BETA SECURITIES S.A.	02/06/2014	01/01/2400
EUROBANK EQUITIES S.A.	25/07/2014	01/01/2400
HELLENIC AMERICAN SEC. S.A.	25/07/2014	01/01/2400
BYTE COMPUTER SA (CR)	Main Market	
MERIT SECURITIES S.A.	04/08/2013	01/01/2400
CC HBC AG (CR)	Main Market	
EUROBANK EQUITIES S.A.	23/10/2013	01/01/2400
NBG SECURITIES S.A.	29/04/2013	01/01/2400
ELLAKTOR (CR)	Main Market	
EUROBANK EQUITIES S.A.	01/06/2013	01/01/2400
INVESTMENT BANK OF GREECE S.A.	02/01/2013	01/01/2400
NBG SECURITIES S.A.	25/06/2013	01/01/2400
ELTECH ANEMOS S.A. (CR)	Main Market	
EUROBANK EQUITIES S.A.	22/07/2014	01/01/2400
ELTON SA (CR)	Main Market	
BETA SECURITIES S.A.	03/09/2013	01/01/2400
EUROBANK ERGASIAS (CR)	Main Market	
ALPHA FINANCE INVESTMENT SERVICES S.A.	08/01/2013	01/01/2400
EUROBANK EQUITIES S.A.	01/06/2013	01/01/2400
HELLENIC AMERICAN SEC. S.A.	25/07/2014	01/01/2400
INVESTMENT BANK OF GREECE S.A.	08/01/2013	01/01/2400
PIRAEUS SECURITIES S.A.	28/09/2013	01/01/2400
EUROCONSULTANTS S.A. (CR)	Main Market	
EUROBANK EQUITIES S.A.	22/07/2014	01/01/2400
FOLLI FOLLIE (CR)	Main Market	
NBG SECURITIES S.A.	17/02/2014	01/01/2400
FRIGOGLASS SA (CR)	Main Market	
EUROBANK EQUITIES S.A.	27/10/2014	01/01/2400
GEK TERNA (CR)	Main Market	
INVESTMENT BANK OF GREECE S.A.	02/01/2013	01/01/2400
GR. SARANTIS SA (CR)	Main Market	
BETA SECURITIES S.A.	14/05/2013	01/01/2400
HELLENIC EXCHANGES-A.S.E. (CR)	Main Market	
EUROBANK EQUITIES S.A.	01/06/2013	01/01/2400
HELLENIC AMERICAN SEC. S.A.	01/09/2014	01/01/2400
INVESTMENT BANK OF GREECE S.A.	02/01/2013	01/01/2400
NBG SECURITIES S.A.	25/06/2013	01/01/2400
INTRACOM CONSTR. (CR)	Main Market	
MERIT SECURITIES S.A.	27/12/2012	01/01/2400
INTRALOT (CR)	Main Market	
EUROBANK EQUITIES S.A.	01/06/2013	01/01/2400
INVESTMENT BANK OF GREECE S.A.	02/01/2013	01/01/2400
PIRAEUS SECURITIES S.A.	28/09/2013	01/01/2400
KRETA FARM SA (CR)	Main Market	
EUROBANK EQUITIES S.A.	17/11/2014	01/01/2400
LAMDA DEVELOPMENT SA (CR)	Main Market	
EUROBANK EQUITIES S.A.	08/12/2014	01/01/2400
MARFIN INVESTMENT GROUP (CR)	Main Market	
HELLENIC AMERICAN SEC. S.A.	25/07/2014	01/01/2400
PIRAEUS SECURITIES S.A.	02/02/2013	01/01/2400
MLS MULTIMEDIA SA (CR)	Main Market	
BETA SECURITIES S.A.	18/07/2013	01/01/2400

List of Stocks under Market Making operations

Securities Market Maker	Stock Category	
	Start Market Making	End Market Making
MOTOR OIL (CR)	Main Market	
EUROBANK EQUITIES S.A.	23/10/2012	01/01/2400
HELLENIC AMERICAN SEC. S.A.	01/09/2014	01/01/2400
NBG SECURITIES S.A.	17/02/2014	01/01/2400
MYTILINEOS HOLDINGS (CR)	Main Market	
HELLENIC AMERICAN SEC. S.A.	25/07/2014	01/01/2400
INVESTMENT BANK OF GREECE S.A.	02/01/2013	01/01/2400
NBG SECURITIES S.A.	25/06/2013	01/01/2400
NATIONAL BANK (CR)	Main Market	
ALPHA FINANCE INVESTMENT SERVICES S.A.	08/01/2013	01/01/2400
EUROBANK EQUITIES S.A.	24/10/2012	01/01/2400
HELLENIC AMERICAN SEC. S.A.	25/07/2014	01/01/2400
INVESTMENT BANK OF GREECE S.A.	08/01/2013	01/01/2400
MERIT SECURITIES S.A.	03/09/2013	01/01/2400
NBG SECURITIES S.A.	28/02/2013	01/01/2400
PIRAEUS SECURITIES S.A.	08/09/2013	01/01/2400
OPAP (CR)	Main Market	
ALPHA FINANCE INVESTMENT SERVICES S.A.	08/01/2013	01/01/2400
EUROBANK EQUITIES S.A.	24/10/2012	01/01/2400
HELLENIC AMERICAN SEC. S.A.	25/07/2014	01/01/2400
INVESTMENT BANK OF GREECE S.A.	08/01/2013	01/01/2400
NBG SECURITIES S.A.	15/01/2013	01/01/2400
OTE (CR)	Main Market	
ALPHA FINANCE INVESTMENT SERVICES S.A.	08/01/2013	01/01/2400
EUROBANK EQUITIES S.A.	24/10/2012	01/01/2400
HELLENIC AMERICAN SEC. S.A.	25/07/2014	01/01/2400
INVESTMENT BANK OF GREECE S.A.	08/01/2013	01/01/2400
NBG SECURITIES S.A.	01/12/2012	01/01/2400
PIRAEUS SECURITIES S.A.	08/09/2013	01/01/2400
PAPOUTSANIS (CR)	Main Market	
BETA SECURITIES S.A.	25/11/2013	01/01/2400
PETROPOULOS PETROS (CR)	Main Market	
BETA SECURITIES S.A.	28/05/2013	01/01/2400
PIRAEUS BANK (CR)	Main Market	
EUROBANK EQUITIES S.A.	23/10/2012	01/01/2400
HELLENIC AMERICAN SEC. S.A.	25/07/2014	01/01/2400
INVESTMENT BANK OF GREECE S.A.	08/01/2013	01/01/2400
MERIT SECURITIES S.A.	16/09/2013	01/01/2400
NBG SECURITIES S.A.	02/06/2013	01/01/2400
PIRAEUS SECURITIES S.A.	16/02/2013	01/01/2400
PLAISIO COMPUTERS SA (CR)	Main Market	
BETA SECURITIES S.A.	05/05/2014	01/01/2400
PPC (CR)	Main Market	
ALPHA FINANCE INVESTMENT SERVICES S.A.	08/01/2013	01/01/2400
EUROBANK EQUITIES S.A.	23/10/2012	01/01/2400
HELLENIC AMERICAN SEC. S.A.	01/09/2014	01/01/2400
INVESTMENT BANK OF GREECE S.A.	08/01/2013	01/01/2400
NBG SECURITIES S.A.	26/03/2013	01/01/2400
PIRAEUS SECURITIES S.A.	28/09/2013	01/01/2400
PROFILE SA (CR)	Main Market	
EUROBANK EQUITIES S.A.	23/06/2014	01/01/2400
REDS S.A. (CR)	Main Market	
EUROBANK EQUITIES S.A.	05/09/2014	01/01/2400
S.KANAKIS SA (CR)	Main Market	
BETA SECURITIES S.A.	01/10/2013	01/01/2400
TITAN CEMENT (CR)	Main Market	
EUROBANK EQUITIES S.A.	23/10/2012	01/01/2400
NBG SECURITIES S.A.	17/02/2014	01/01/2400
VIOHALCO SA/NV (CB)	Main Market	
ALPHA FINANCE INVESTMENT SERVICES S.A.	17/02/2014	01/01/2400
MERIT SECURITIES S.A.	17/03/2014	01/01/2400

Underlying Asset				Derivatives Market														
Price max	Price min	Closing price	change	Delivery Month	Open price	Price max	Price min	Last price	Closing price	Last Bid	Last Ask	Settlement price	Life high	Life low	Trades	Volume	Open Interest	
FTSE/Athex Large Cap																		
253.89	245.74	247.40	-2.56%	February 2015	252.00	252.00	240.50	244.50	244.50	---	---	242.75	332.75	---	1,153	7,321	50,940	
				March 2015	246.00	247.50	238.50	240.25	240.25	---	---	242.00	---	328.00	---	16	135	544
				April 2015	---	---	---	---	255.00	---	---	---	---	---	---	---	---	
				June 2015	---	---	---	---	255.00	---	---	---	---	---	---	---	---	
				September 2015	---	---	---	---	254.75	---	---	---	---	---	---	---	---	
				December 2015	---	---	---	---	256.00	---	---	---	---	---	---	---	---	

(Trade Unit: 1 Index Point x 5€, Cash Settlement)

Underlying Asset				Derivatives Market													
Price max	Price min	Closing price	change	Delivery Month	Open price	Price max	Price min	Last price	Closing price	Last Bid	Last Ask	Settlement price	Life high	Life low	Trades	Volume	Open Interest
ALPHA BANK (CR) (Contract Size: 100 Securities, Physical Delivery)																	
0.450	0.411	0.415	-7.78%	March 2015	0.450	0.450	0.410	0.414	0.414	---	---	0.417	0.555	---	395	11,415	33,037
				June 2015	---	---	---	---	0.454	---	---	0.428	---	---	---	---	---
				September 2015	---	---	---	---	0.456	---	---	---	---	---	---	---	---
				December 2015	---	---	---	---	0.458	---	---	---	---	---	---	---	---
CC HBC AG (CR) (Contract Size: 100 Securities, Physical Delivery)																	
14.10	13.76	14.00	-1.20%	March 2015	13.71	13.85	13.43	13.81	13.81	---	---	13.96	17.10	---	39	102	233
				June 2015	---	---	---	---	14.29	---	---	---	---	---	---	---	---
				September 2015	---	---	---	---	14.01	---	---	---	---	---	---	---	---
				December 2015	---	---	---	---	14.08	---	---	---	---	---	---	---	---
CORINTH PIPEWORKS SA (CR) (Contract Size: 100 Securities, Physical Delivery)																	
0.850	0.795	0.820	-6.29%	March 2015	0.831	0.831	0.831	0.831	0.831	---	---	0.822	1.01	---	1	5	419
				June 2015	---	---	---	---	0.882	---	---	0.994	0.999	---	---	---	75
				September 2015	---	---	---	---	0.887	---	---	---	---	---	---	---	---
				December 2015	---	---	---	---	0.891	---	---	---	---	---	---	---	---
ELLAKTOR (CR) (Contract Size: 100 Securities, Physical Delivery)																	
1.91	1.80	1.85	-3.14%	March 2015	1.87	1.88	1.80	1.82	1.82	---	---	1.85	2.75	---	32	134	1,695
				June 2015	---	---	---	---	1.93	---	---	---	---	---	---	---	---
				September 2015	---	---	---	---	1.94	---	---	---	---	---	---	---	---
				December 2015	---	---	---	---	1.95	---	---	---	---	---	---	---	---
EUROBANK ERGASIAS (CR) (Contract Size: 100 Securities, Physical Delivery)																	
0.172	0.159	0.159	-5.92%	March 2015	0.169	0.170	0.158	0.160	0.160	---	---	0.161	0.267	---	97	4,684	52,514
				June 2015	---	---	---	---	0.170	---	---	0.166	0.277	---	---	---	---
				September 2015	---	---	---	---	0.171	---	---	---	---	---	---	---	---
				December 2015	---	---	---	---	0.172	---	---	---	---	---	---	---	---
EYDAP S.A. (CR) (Contract Size: 100 Securities, Physical Delivery)																	
5.25	5.12	5.16	-1.53%	March 2015	5.00	5.05	4.86	5.05	5.05	---	---	5.11	6.43	---	10	18	156
				June 2015	---	---	---	---	4.90	---	---	---	---	---	---	---	---
				September 2015	---	---	---	---	4.88	---	---	---	---	---	---	---	---
				December 2015	---	---	---	---	4.91	---	---	---	---	---	---	---	---
FOLLI FOLLIE (CR) (Contract Size: 100 Securities, Physical Delivery)																	
27.90	26.10	26.50	-5.36%	March 2015	27.00	27.10	26.00	26.00	26.00	---	---	26.03	29.90	---	25	43	207
				June 2015	---	---	---	---	28.23	---	---	25.04	23.52	---	---	---	2
				September 2015	---	---	---	---	28.37	---	---	---	---	---	---	---	---
				December 2015	---	---	---	---	28.52	---	---	---	---	---	---	---	---
FRIGOGLASS SA (CR) (Contract Size: 100 Securities, Physical Delivery)																	
1.84	1.76	1.82	0.00%	March 2015	1.82	1.82	1.77	1.77	1.77	---	---	1.80	2.02	---	5	11	437
				June 2015	---	---	---	---	1.84	---	---	---	---	---	---	---	---
				September 2015	---	---	---	---	1.84	---	---	---	---	---	---	---	---
				December 2015	---	---	---	---	1.85	---	---	---	---	---	---	---	---

Underlying Asset				Derivatives Market													
Price max	Price min	Closing price	change	Delivery Month	Open price	Price max	Price min	Last price	Closing price	Last Bid	Last Ask	Settlement price	Life high	Life low	Trades	Volume	Open Interest
GEK TERNA (CR)				(Contract Size: 100 Securities, Physical Delivery)													
1.87	1.82	1.84	-2.13%	March 2015	1.84	1.87	1.80	1.80	1.80	---	---	1.88	2.80	---	26	113	7,148
				June 2015	---	---	---	---	1.90	---	---	1.88	---	2.73	---	---	---
				September 2015	---	---	---	---	1.91	---	---	---	---	---	---	---	---
				December 2015	---	---	---	---	1.91	---	---	---	---	---	---	---	---
GRIVALIA PROPERTIES (CR)				(Contract Size: 100 Securities, Physical Delivery)													
7.90	7.52	7.80	0.00%	March 2015	7.59	7.74	7.59	7.72	7.72	---	---	7.71	8.40	---	15	57	266
				June 2015	---	---	---	---	7.68	---	---	---	---	---	---	---	---
				September 2015	---	---	---	---	7.72	---	---	---	---	---	---	---	---
				December 2015	---	---	---	---	7.76	---	---	---	---	---	---	---	---
HELLENIC EXCHANGES-A.S.E. (CR)				(Contract Size: 100 Securities, Physical Delivery)													
4.78	4.61	4.61	-4.36%	March 2015	4.71	4.77	4.64	4.67	4.67	---	---	4.61	6.30	---	20	70	1,553
				June 2015	---	---	---	---	4.77	---	---	4.56	---	---	---	---	---
				September 2015	---	---	---	---	4.79	---	---	---	---	---	---	---	---
				December 2015	---	---	---	---	4.82	---	---	---	---	---	---	---	---
HELLENIC PETROLEUM (CR)				(Contract Size: 100 Securities, Physical Delivery)													
3.59	3.44	3.50	-1.69%	March 2015	3.54	3.54	3.42	3.47	3.47	---	---	3.45	4.75	---	26	73	3,863
				June 2015	---	---	---	---	3.59	---	---	---	---	---	---	---	---
				September 2015	---	---	---	---	3.46	---	---	---	---	---	---	---	---
				December 2015	---	---	---	---	3.48	---	---	---	---	---	---	---	---
INTRALOT (CR)				(Contract Size: 100 Securities, Physical Delivery)													
1.30	1.23	1.27	-2.31%	March 2015	1.27	1.29	1.27	1.29	1.29	---	---	1.26	1.29	---	17	53	465
				June 2015	---	---	---	---	1.31	---	---	---	---	---	---	---	---
				September 2015	---	---	---	---	1.32	---	---	---	---	---	---	---	---
				December 2015	---	---	---	---	1.32	---	---	---	---	---	---	---	---
JUMBO SA (CR)				(Contract Size: 100 Securities, Physical Delivery)													
8.79	8.46	8.59	-1.26%	March 2015	8.54	8.60	8.34	8.53	8.53	---	---	8.58	10.90	---	42	120	835
				June 2015	---	---	---	---	8.77	---	---	---	---	---	---	---	---
				September 2015	---	---	---	---	8.82	---	---	---	---	---	---	---	---
				December 2015	---	---	---	---	8.68	---	---	---	---	---	---	---	---
MARFIN INVESTMENT GROUP (CR)				(Contract Size: 100 Securities, Physical Delivery)													
0.180	0.166	0.166	-7.26%	March 2015	0.176	0.176	0.167	0.168	0.168	---	---	0.168	0.250	---	71	926	28,163
				June 2015	---	---	---	---	0.180	---	---	---	---	---	---	---	---
				September 2015	---	---	---	---	0.181	---	---	---	---	---	---	---	---
				December 2015	---	---	---	---	0.182	---	---	---	---	---	---	---	---
METKA (CR)				(Contract Size: 100 Securities, Physical Delivery)													
8.77	8.37	8.55	-2.17%	March 2015	8.63	8.72	8.37	8.45	8.45	---	---	8.56	9.30	---	18	70	383
				June 2015	---	---	---	---	8.81	---	---	---	---	---	---	---	---
				September 2015	---	---	---	---	8.56	---	---	---	---	---	---	---	---
				December 2015	---	---	---	---	8.60	---	---	---	---	---	---	---	---

Underlying Asset				Derivatives Market													
Price max	Price min	Closing price	change	Delivery Month	Open price	Price max	Price min	Last price	Closing price	Last Bid	Last Ask	Settlement price	Life high	Life low	Trades	Volume	Open Interest
MOTOR OIL (CR)																	
(Contract Size: 100 Securities, Physical Delivery)																	
6.24	5.95	6.09	-1.77%	March 2015	6.10	6.10	5.91	5.92	5.92	---	---	6.09	6.80	---	14	37	420
				June 2015	---	---	---	---	6.25	---	---	6.09	---	---	---	---	---
				September 2015	---	---	---	---	6.08	---	---	---	---	---	---	---	---
				December 2015	---	---	---	---	6.11	---	---	---	---	---	---	---	---
MYTILINEOS HOLDINGS (CR)																	
(Contract Size: 100 Securities, Physical Delivery)																	
5.00	4.84	4.88	-2.40%	March 2015	4.93	4.95	4.81	4.90	4.90	---	---	4.86	6.20	---	96	483	3,784
				June 2015	4.97	4.98	4.97	4.98	4.98	---	---	4.95	6.43	---	2	5	---
				September 2015	---	---	---	---	5.07	---	---	4.91	4.59	---	---	---	20
				December 2015	---	---	---	---	5.09	---	---	---	---	---	---	---	---
NATIONAL BANK (CR)																	
(Contract Size: 100 Securities, Physical Delivery)																	
1.34	1.29	1.32	0.00%	March 2015	1.37	1.37	1.28	1.29	1.29	---	---	1.30	1.90	---	317	3,904	20,127
				June 2015	---	---	---	---	1.33	---	---	1.29	2.10	---	---	---	---
				September 2015	---	---	---	---	1.34	---	---	---	---	---	---	---	---
				December 2015	---	---	---	---	1.34	---	---	---	---	---	---	---	---
OPAP (CR)																	
(Contract Size: 100 Securities, Physical Delivery)																	
8.50	8.21	8.30	-1.19%	March 2015	8.32	8.37	8.22	8.30	8.30	---	---	8.28	10.50	---	131	457	1,500
				June 2015	8.54	8.54	8.54	8.54	8.54	---	---	8.54	8.59	---	1	10	---
				September 2015	---	---	---	---	8.26	---	---	---	---	---	---	---	---
				December 2015	---	---	---	---	8.30	---	---	---	---	---	---	---	---
OTE (CR)																	
(Contract Size: 100 Securities, Physical Delivery)																	
8.94	8.61	8.83	-0.11%	March 2015	8.81	8.88	8.62	8.74	8.74	---	---	8.71	10.09	---	253	794	6,017
				June 2015	---	---	---	---	8.91	---	---	8.78	10.57	---	---	---	---
				September 2015	---	---	---	---	8.96	---	---	---	---	---	---	---	---
				December 2015	---	---	---	---	9.00	---	---	---	---	---	---	---	---
P.P.A. S.A. (CR)																	
(Contract Size: 100 Securities, Physical Delivery)																	
10.24	9.84	9.92	-2.93%	March 2015	9.95	9.95	9.80	9.85	9.85	---	---	9.75	13.20	---	10	10	294
				June 2015	---	---	---	---	10.31	---	---	---	---	---	---	---	---
				September 2015	---	---	---	---	10.24	---	---	---	---	---	---	---	---
				December 2015	---	---	---	---	10.29	---	---	---	---	---	---	---	---
PIRAEUS BANK (CR)																	
(Contract Size: 100 Securities, Physical Delivery)																	
0.926	0.870	0.877	-4.57%	March 2015	0.882	0.882	0.840	0.857	0.857	---	---	0.850	1.34	---	121	1,539	16,942
				June 2015	---	---	---	---	0.927	---	---	0.863	1.00	---	---	---	5
				September 2015	---	---	---	---	0.931	---	---	---	---	---	---	---	---
				December 2015	---	---	---	---	0.936	---	---	---	---	---	---	---	---
PPC (CR)																	
(Contract Size: 100 Securities, Physical Delivery)																	
5.17	4.86	4.94	-4.63%	March 2015	5.12	5.12	4.85	4.93	4.93	---	---	4.95	7.94	---	341	1,357	4,466
				June 2015	---	---	---	---	5.22	---	---	5.00	8.06	---	---	---	---
				September 2015	---	---	---	---	5.22	---	---	---	---	---	---	---	---
				December 2015	---	---	---	---	5.25	---	---	---	---	---	---	---	---

Underlying Asset				Derivatives Market													
Price max	Price min	Closing price	change	Delivery Month	Open price	Price max	Price min	Last price	Closing price	Last Bid	Last Ask	Settlement price	Life high	Life low	Trades	Volume	Open Interest
SIDENOR (CR)				(Contract Size: 100 Securities, Physical Delivery)													
0.611	0.572	0.610	-1.77%	March 2015	0.615	0.615	0.557	0.600	0.600	---	---	0.647	0.624	---	11	49	771
				June 2015	---	---	---	---	0.626	---	---	---	---	---	---	---	---
				September 2015	---	---	---	---	0.629	---	---	---	---	---	---	---	---
				December 2015	---	---	---	---	0.632	---	---	---	---	---	---	---	---
TERNA ENERGY (CR)				(Contract Size: 100 Securities, Physical Delivery)													
1.88	1.82	1.84	-3.16%	March 2015	1.81	1.81	1.81	1.81	1.81	---	---	1.88	2.30	---	6	25	945
				June 2015	---	---	---	---	1.86	---	---	2.35	2.47	---	---	---	810
				September 2015	---	---	---	---	1.87	---	---	---	---	---	---	---	---
				December 2015	---	---	---	---	1.88	---	---	---	---	---	---	---	---
TITAN CEMENT (CR)				(Contract Size: 100 Securities, Physical Delivery)													
19.62	19.30	19.58	-0.10%	March 2015	19.42	19.55	19.36	19.50	19.50	---	---	19.85	20.97	---	36	58	638
				June 2015	---	---	---	---	19.76	---	---	---	---	---	---	---	---
				September 2015	---	---	---	---	19.76	---	---	---	---	---	---	---	---
				December 2015	---	---	---	---	19.86	---	---	---	---	---	---	---	---
VIOHALCO SA/NV (CB)				(Contract Size: 100 Securities, Physical Delivery)													
1.97	1.88	1.91	-4.50%	March 2015	1.88	1.88	1.81	1.83	1.83	---	---	1.89	2.02	---	7	14	469
				June 2015	---	---	---	---	2.02	---	---	---	---	---	---	---	---
				September 2015	---	---	---	---	2.03	---	---	---	---	---	---	---	---
				December 2015	---	---	---	---	2.04	---	---	---	---	---	---	---	---

FTSE/Athex Large Cap

(Trade Unit: 1 Index Point x 5€ - Exercise Style: European, Cash Settlement)

Exercise Price	Call Options														Put Options																		
	February 2015							March 2015							Other Months		February 2015							March 2015							Other Months		Exercise Price
	Open price	Price max	Price min	Last price	Closing price	Volume	Open Interest	Open price	Price max	Price min	Last price	Closing price	Volume	Open Interest	Volume	Open Interest	Open price	Price max	Price min	Last price	Closing price	Volume	Open Interest	Open price	Price max	Price min	Last price	Closing price	Volume	Open Interest	Volume	Open Interest	
180	0.00	0.00	0.00	-	73.50	-	51	0.00	0.00	0.00	-	75.00	-	-		0.00	0.00	0.00	-	0.76	-	-	0.00	0.00	0.00	-	2.70	-	-		180		
185	0.00	0.00	0.00	-	68.50	-	-	0.00	0.00	0.00	-	70.50	-	-		0.00	0.00	0.00	-	1.10	-	-	0.00	0.00	0.00	-	3.30	-	-		185		
190	0.00	0.00	0.00	-	64.00	-	-	0.00	0.00	0.00	-	66.50	-	-		0.00	0.00	0.00	-	1.50	-	-	0.00	0.00	0.00	-	4.10	-	-		190		
195	0.00	0.00	0.00	-	59.50	-	-	0.00	0.00	0.00	-	62.50	-	-		0.00	0.00	0.00	-	2.00	-	-	0.00	0.00	0.00	-	5.10	-	-		195		
200	0.00	0.00	0.00	-	55.50	-	-	0.00	0.00	0.00	-	58.50	-	-		0.00	0.00	0.00	-	2.60	-	-	0.00	0.00	0.00	-	6.10	-	-		200		
205	0.00	0.00	0.00	-	51.00	-	-	0.00	0.00	0.00	-	54.50	-	-		0.00	0.00	0.00	-	3.40	-	-	0.00	0.00	0.00	-	7.30	-	-		205		
210	0.00	0.00	0.00	-	47.00	-	-	0.00	0.00	0.00	-	51.00	-	-		0.00	0.00	0.00	-	4.30	-	-	0.00	0.00	0.00	-	8.70	-	-		210		
215	0.00	0.00	0.00	-	43.00	-	-	0.00	0.00	0.00	-	47.50	-	-		0.00	0.00	0.00	-	5.40	-	1	0.00	0.00	0.00	-	10.25	-	-		215		
220	0.00	0.00	0.00	-	39.50	-	-	0.00	0.00	0.00	-	44.25	-	-		0.00	0.00	9.00	9.00	9.00	2	3	0.00	0.00	0.00	-	11.75	-	-		220		
225	0.00	0.00	0.00	-	36.00	-	-	0.00	0.00	0.00	-	41.00	-	-		0.00	0.00	0.00	-	8.20	-	-	0.00	0.00	0.00	-	13.75	-	-		225		
230	0.00	0.00	0.00	-	32.50	-	-	0.00	0.00	0.00	-	38.00	-	-		0.00	0.00	13.00	14.50	14.50	29	229	0.00	0.00	0.00	-	15.50	-	-		230		
235	0.00	0.00	0.00	-	29.50	-	-	0.00	0.00	0.00	-	35.25	-	-		0.00	0.00	0.00	-	11.75	-	1	0.00	0.00	0.00	-	17.75	-	-		235		
240	0.00	0.00	0.00	-	26.50	-	-	0.00	0.00	0.00	-	32.50	-	-		0.00	0.00	0.00	-	13.75	-	24	18.50	18.50	18.50	18.50	18.50	20	51		240		
245	0.00	0.00	0.00	-	23.75	-	1	0.00	0.00	0.00	-	30.00	-	-		0.00	0.00	17.00	18.00	18.00	225	209	0.00	0.00	0.00	-	22.50	-	60		245		
250	15.00	16.00	14.00	14.00	14.00	63	417	0.00	0.00	0.00	-	27.50	-	50		15.00	16.00	0.00	-	18.50	-	70	0.00	0.00	0.00	-	25.00	-	-		250		
255	0.00	0.00	0.00	-	19.00	-	40	0.00	0.00	0.00	-	25.25	-	-		0.00	0.00	0.00	-	21.25	-	4	0.00	0.00	0.00	-	27.75	-	223		255		
260	12.00	12.00	12.00	12.00	12.00	8	113	0.00	0.00	0.00	-	23.25	-	-		12.00	12.00	29.75	30.00	30.00	50	101	0.00	0.00	0.00	-	30.75	-	-		260		
265	0.00	0.00	0.00	-	15.00	-	21	0.00	0.00	0.00	-	21.25	-	15		0.00	0.00	0.00	-	27.25	-	-	0.00	0.00	0.00	-	33.75	-	-		265		
270	0.00	0.00	0.00	-	13.25	-	11	0.00	0.00	0.00	-	19.50	-	-		0.00	0.00	0.00	-	30.50	-	-	0.00	0.00	0.00	-	37.00	-	51		270		
275	0.00	0.00	0.00	-	11.75	-	540	0.00	0.00	0.00	-	17.75	-	-		0.00	0.00	0.00	-	33.75	-	21	0.00	0.00	0.00	-	40.25	-	-		275		
280	0.00	0.00	0.00	-	10.25	-	202	0.00	0.00	0.00	-	16.25	-	-		0.00	0.00	0.00	-	37.50	-	-	0.00	0.00	0.00	-	43.75	-	-		280		
285	0.00	0.00	0.00	-	8.90	-	210	0.00	0.00	0.00	-	14.75	-	-		0.00	0.00	0.00	-	41.25	-	-	0.00	0.00	0.00	-	47.25	-	-		285		
290	0.00	0.00	0.00	-	7.80	-	-	0.00	0.00	0.00	-	13.50	-	50		0.00	0.00	0.00	-	45.00	-	-	0.00	0.00	0.00	-	51.00	-	-		290		
295	0.00	0.00	0.00	-	6.80	-	-	0.00	0.00	0.00	-	12.25	-	-		0.00	0.00	0.00	-	49.00	-	-	0.00	0.00	0.00	-	54.50	-	-		295		
300	0.00	0.00	0.00	-	5.90	-	2,369	0.00	0.00	0.00	-	11.25	-	-		0.00	0.00	0.00	-	53.00	-	-	0.00	0.00	0.00	-	58.50	-	-		300		
305	0.00	0.00	0.00	-	5.10	-	-	0.00	0.00	0.00	-	10.25	-	-		0.00	0.00	0.00	-	57.50	-	-	0.00	0.00	0.00	-	62.50	-	-		305		
310	0.00	0.00	0.00	-	4.40	-	10	0.00	0.00	0.00	-	9.20	-	-		0.00	0.00	0.00	-	61.50	-	-	0.00	0.00	0.00	-	66.50	-	2		310		
315	0.00	0.00	0.00	-	3.80	-	-	0.00	0.00	0.00	-	8.30	-	-		0.00	0.00	0.00	-	66.00	-	-	0.00	0.00	0.00	-	70.50	-	-		315		
320	0.00	0.00	0.00	-	3.30	-	30	0.00	0.00	0.00	-	7.50	-	-		0.00	0.00	0.00	-	70.50	-	-	0.00	0.00	0.00	-	75.00	-	-		320		
325	0.00	0.00	0.00	-	2.80	-	-	0.00	0.00	0.00	-	6.80	-	-		0.00	0.00	0.00	-	75.00	-	-	0.00	0.00	0.00	-	79.00	-	-		325		
330	0.00	0.00	0.00	-	2.40	-	-	0.00	0.00	0.00	-	6.20	-	-		0.00	0.00	0.00	-	79.50	-	-	0.00	0.00	0.00	-	83.50	-	-		330		
335	0.00	0.00	0.00	-	2.00	-	-	0.00	0.00	0.00	-	5.60	-	-		0.00	0.00	0.00	-	84.00	-	-	0.00	0.00	0.00	-	88.00	-	-		335		
340	0.00	0.00	0.00	-	1.70	-	-	0.00	0.00	0.00	-	5.00	-	-		0.00	0.00	0.00	-	89.00	-	-	0.00	0.00	0.00	-	92.00	-	-		340		
345	0.00	0.00	0.00	-	1.50	-	-	0.00	0.00	0.00	-	4.50	-	-		0.00	0.00	0.00	-	93.50	-	-	0.00	0.00	0.00	-	96.50	-	-		345		
350	-	-	-	-	-	-	-	0.00	0.00	0.00	-	4.10	-	-		-	-	-	-	-	-	-	-	-	-	-	101.00	-	-		350		
355	-	-	-	-	-	-	-	0.00	0.00	0.00	-	3.70	-	-		-	-	-	-	-	-	-	-	-	-	-	106.00	-	-		355		

FTSE/Athex Large Cap

(Trade Unit: 1 Index Point x 5€ - Exercise Style: European, Cash Settlement)

Call Options																Put Options																	
Exercise Price	February 2015							March 2015							Other Months		February 2015						March 2015						Other Months		Exercise Price		
	Open price	Price max	Price min	Last price	Closing price	Volume	Open Interest	Open price	Price max	Price min	Last price	Closing price	Volume	Open Interest	Volume	Open Interest	Open price	Price max	Price min	Last price	Closing price	Volume	Open Interest	Open price	Price max	Price min	Last price	Closing price	Volume	Open Interest		Volume	Open Interest
360	-	-	-	-	-	-	-	0.00	0.00	0.00	-	3.30	-	-	-	-	-	-	-	-	-	-	-	0.00	0.00	0.00	-	110.00	-	-	-	-	360
365	-	-	-	-	-	-	-	0.00	0.00	0.00	-	3.00	-	-	-	-	-	-	-	-	-	-	-	0.00	0.00	0.00	-	115.00	-	-	-	-	365
370	-	-	-	-	-	-	-	0.00	0.00	0.00	-	2.70	-	-	-	-	-	-	-	-	-	-	0.00	0.00	0.00	-	120.00	-	-	-	-	370	
375	-	-	-	-	-	-	-	0.00	0.00	0.00	-	2.40	-	-	-	-	-	-	-	-	-	-	0.00	0.00	0.00	-	124.00	-	-	-	-	375	
380	-	-	-	-	-	-	-	0.00	0.00	0.00	-	2.10	-	-	-	-	-	-	-	-	-	-	0.00	0.00	0.00	-	129.00	-	-	-	-	380	
385	-	-	-	-	-	-	-	0.00	0.00	0.00	-	1.90	-	-	-	-	-	-	-	-	-	-	0.00	0.00	0.00	-	134.00	-	-	-	-	385	
390	-	-	-	-	-	-	-	0.00	0.00	0.00	-	1.70	-	-	-	-	-	-	-	-	-	-	0.00	0.00	0.00	-	139.00	-	-	-	-	390	
395	-	-	-	-	-	-	-	0.00	0.00	0.00	-	1.50	-	-	-	-	-	-	-	-	-	-	0.00	0.00	0.00	-	144.00	-	-	-	-	395	
400	-	-	-	-	-	-	-	0.00	0.00	0.00	-	1.40	-	-	-	-	-	-	-	-	-	-	0.00	0.00	0.00	-	148.00	-	-	-	-	400	
405	-	-	-	-	-	-	-	0.00	0.00	0.00	-	1.20	-	-	-	-	-	-	-	-	-	-	0.00	0.00	0.00	-	153.00	-	-	-	-	405	
410	-	-	-	-	-	-	-	0.00	0.00	0.00	-	1.10	-	-	-	-	-	-	-	-	-	-	0.00	0.00	0.00	-	158.00	-	-	-	-	410	
415	-	-	-	-	-	-	-	0.00	0.00	0.00	-	0.99	-	-	-	-	-	-	-	-	-	-	0.00	0.00	0.00	-	163.00	-	-	-	-	415	
420	-	-	-	-	-	-	-	0.00	0.00	0.00	-	0.88	-	-	-	-	-	-	-	-	-	-	0.00	0.00	0.00	-	168.00	-	-	-	-	420	
425	-	-	-	-	-	-	-	0.00	0.00	0.00	-	0.79	-	-	-	-	-	-	-	-	-	-	0.00	0.00	0.00	-	173.00	-	-	-	-	425	
430	-	-	-	-	-	-	-	0.00	0.00	0.00	-	0.71	-	-	-	-	-	-	-	-	-	-	0.00	0.00	0.00	-	178.00	-	-	-	-	430	
435	-	-	-	-	-	-	-	0.00	0.00	0.00	-	0.63	-	-	-	-	-	-	-	-	-	-	0.00	0.00	0.00	-	183.00	-	-	-	-	435	
440	0.00	0.00	0.00	-	0.05	-	-	0.00	0.00	0.00	-	0.56	-	-	-	-	0.00	0.00	0.00	-	187.00	-	-	0.00	0.00	0.00	-	187.00	-	-	-	-	440
445	-	-	-	-	-	-	-	0.00	0.00	0.00	-	0.50	-	-	-	-	-	-	-	-	-	-	0.00	0.00	0.00	-	192.00	-	-	-	-	445	
450	-	-	-	-	-	-	-	0.00	0.00	0.00	-	0.45	-	-	-	-	-	-	-	-	-	-	0.00	0.00	0.00	-	197.00	-	11	-	-	450	
455	-	-	-	-	-	-	-	0.00	0.00	0.00	-	0.40	-	-	-	-	-	-	-	-	-	-	0.00	0.00	0.00	-	202.00	-	-	-	-	455	
Totals:						71	4,015						0	115	0	0						306	663				20	398	0	0			
Number of Trades:						7						0		0								18				1		0					

ALPHA BANK (CR)

(Contract Size: 100 Securities, Exercise Style: American, Physical Delivery)

Call Options																Put Options																				
Exercise Price	February 2015							March 2015							Other Months		February 2015							March 2015							Other Months		Exercise Price			
	Open price	Price max	Price min	Last price	Closing price	Volume	Open Interest	Open price	Price max	Price min	Last price	Closing price	Volume	Open Interest	Volume	Open Interest	Open price	Price max	Price min	Last price	Closing price	Volume	Open Interest	Open price	Price max	Price min	Last price	Closing price	Volume	Open Interest	Volume	Open Interest				
0.100	0.000	0.000	0.000		0.350	-	-	0.000	0.000	0.000		0.350	-	-			0.000	0.000	0.000		0.001	-	-	0.000	0.000	0.000		0.001	-	-			0.001			
0.200	0.000	0.000	0.000		0.250	-	-	0.000	0.000	0.000		0.251	-	-			0.000	0.000	0.000		0.001	-	-	0.000	0.000	0.000		0.001	-	-			0.002			
0.300	0.000	0.000	0.000		0.152	-	-	0.000	0.000	0.000		0.156	-	-			0.000	0.000	0.000		0.001	-	-	0.000	0.000	0.000		0.005	-	-			0.003			
0.400	0.000	0.000	0.000		0.069	-	-	0.000	0.000	0.000		0.083	-	-			0.000	0.000	0.000		0.018	-	-	0.000	0.000	0.000		0.032	-	-			0.004			
0.500	0.000	0.000	0.000		0.023	-	-	0.000	0.000	0.000		0.038	-	-			0.000	0.000	0.000		0.072	-	-	0.000	0.000	0.000		0.087	-	-			0.005			
0.600	0.000	0.000	0.000		0.006	-	-	0.000	0.000	0.000		0.016	-	-			0.000	0.000	0.000		0.155	-	-	0.000	0.000	0.000		0.165	-	-			0.006			
0.700	0.000	0.000	0.000		0.001	-	-	0.000	0.000	0.000		0.006	-	-			0.000	0.000	0.000		0.251	-	-	0.000	0.000	0.000		0.255	-	-			0.007			
0.800	0.000	0.000	0.000		0.001	-	-	0.000	0.000	0.000		0.003	-	-			0.000	0.000	0.000		0.350	-	-	0.000	0.000	0.000		0.351	-	-			0.008			
0.900	0.000	0.000	0.000		0.001	-	-	0.000	0.000	0.000		0.001	-	-			0.000	0.000	0.000		0.450	-	-	0.000	0.000	0.000		0.450	-	-			0.009			
1.000	0.000	0.000	0.000		0.001	-	-	0.000	0.000	0.000		0.001	-	-			0.000	0.000	0.000		0.550	-	-	0.000	0.000	0.000		0.550	-	-			0.010			
1.100						-	-	0.000	0.000	0.000		0.001	-	-								-	-	0.000	0.000	0.000		0.650	-	-			0.011			
Totals:						0	0							0	0	0	0							0	0	0	0									
Number of Trades:						0							0	0	0							0.00							0	0						

NATIONAL BANK (CR)

(Contract Size: 100 Securities, Exercise Style: American, Physical Delivery)

Call Options															Put Options																				
Exercise Price	February 2015						March 2015						Other Months		February 2015						March 2015						Other Months		Exercise Price						
	Open price	Price max	Price min	Last price	Closing price	Volume	Open Interest	Open price	Price max	Price min	Last price	Closing price	Volume	Open Interest	Volume	Open Interest	Open price	Price max	Price min	Last price	Closing price	Volume	Open Interest	Open price	Price max	Price min	Last price	Closing price		Volume	Open Interest	Volume	Open Interest		
1.000	0.000	0.000	0.000	0.336	-	-	0.000	0.000	0.000	0.361	-	-				0.000	0.000	0.000	0.015	-	-	0.000	0.000	0.000	0.038	-	-				0.010				
1.100	0.000	0.000	0.000	0.256	-	-	0.000	0.000	0.000	0.290	-	-				0.000	0.000	0.000	0.034	-	-	0.000	0.000	0.000	0.066	-	-				0.011				
1.200	0.000	0.000	0.000	0.188	-	22	0.000	0.000	0.000	0.229	-	-				0.000	0.000	0.000	0.066	-	-	0.000	0.000	0.000	0.105	-	-				0.012				
1.300	0.000	0.000	0.000	0.133	-	-	0.130	0.130	0.130	0.130	0.130	20	20			0.000	0.000	0.000	0.110	-	-	0.120	0.120	0.120	0.120	0.120	20	20				0.013			
1.400	0.000	0.000	0.000	0.090	-	-	0.000	0.000	0.000	0.138	-	-				0.000	0.000	0.000	0.168	-	-	0.000	0.000	0.000	0.214	-	-				0.014				
1.500	0.000	0.000	0.000	0.060	-	10	0.000	0.000	0.000	0.105	-	-				0.000	0.000	0.000	0.237	-	-	0.000	0.000	0.000	0.281	-	-				0.015				
1.600	0.000	0.000	0.000	0.038	-	-	0.000	0.000	0.000	0.079	-	-				0.000	0.000	0.000	0.316	-	-	0.000	0.000	0.000	0.354	-	-				0.016				
1.700	0.000	0.000	0.000	0.024	-	-	0.000	0.000	0.000	0.059	-	-				0.000	0.000	0.000	0.402	-	-	0.000	0.000	0.000	0.435	-	-				0.017				
1.800	0.000	0.000	0.000	0.015	-	-	0.000	0.000	0.000	0.044	-	-				0.000	0.000	0.000	0.493	-	-	0.000	0.000	0.000	0.520	-	-				0.018				
1.900	0.000	0.000	0.000	0.009	-	-	0.000	0.000	0.000	0.032	-	-				0.000	0.000	0.000	0.587	-	-	0.000	0.000	0.000	0.607	-	-				0.019				
2.000	0.000	0.000	0.000	0.005	-	-	0.000	0.000	0.000	0.024	-	-				0.000	0.000	0.000	0.684	-	-	0.000	0.000	0.000	0.700	-	-				0.020				
2.200	0.000	0.000	0.000	0.002	-	-	0.000	0.000	0.000	0.013	-	-				0.000	0.000	0.000	0.881	-	-	0.000	0.000	0.000	0.889	-	-				0.022				
2.400	0.000	0.000	0.000	0.001	-	-	0.000	0.000	0.000	0.007	-	-				0.000	0.000	0.000	1.08	-	-	0.000	0.000	0.000	1.08	-	-				0.024				
2.600	0.000	0.000	0.000	0.001	-	-	0.000	0.000	0.000	0.004	-	-				0.000	0.000	0.000	1.28	-	-	0.000	0.000	0.000	1.28	-	-				0.026				
2.800	0.000	0.000	0.000	0.001	-	-	0.000	0.000	0.000	0.002	-	-				0.000	0.000	0.000	1.48	-	-	0.000	0.000	0.000	1.48	-	-				0.028				
3.000					-	-	0.000	0.000	0.000	0.001	-	-														1.68	-	-				0.030			
3.200					-	-	0.000	0.000	0.000	0.001	-	-														1.88	-	-				0.032			
3.400					-	-	0.000	0.000	0.000	0.001	-	-														2.08	-	-				0.034			
3.600					-	-	0.000	0.000	0.000	0.001	-	-														2.28	-	-				0.036			
3.800					-	-	0.000	0.000	0.000	0.001	-	-														2.48	-	-				0.038			
4.000					-	-	0.000	0.000	0.000	0.001	-	-														2.68	-	-				0.040			
4.400					-	-	0.000	0.000	0.000	0.001	-	-														3.08	-	-				0.044			
4.800					-	-	0.000	0.000	0.000	0.001	-	-														3.48	-	-				0.048			
5.200					-	-	0.000	0.000	0.000	0.002	-	-														3.88	-	-				0.052			
5.600					-	-	0.000	0.000	0.000	0.001	-	-														4.28	-	-				0.056			
Totals:						0						20		20		0							0								0				0
Number of Trades:						0						2		0									0.00								2				0

OPAP (CR)

(Contract Size: 100 Securities, Exercise Style: American, Physical Delivery)

Exercise Price	Call Options														Put Options																		
	February 2015							March 2015							Other Months		February 2015							March 2015							Other Months		Exercise Price
	Open price	Price max	Price min	Last price	Closing price	Volume	Open Interest	Open price	Price max	Price min	Last price	Closing price	Volume	Open Interest	Volume	Open Interest	Open price	Price max	Price min	Last price	Closing price	Volume	Open Interest	Open price	Price max	Price min	Last price	Closing price	Volume	Open Interest	Volume	Open Interest	
6.800						-	-							-	-								-	-									
7.200	0.000	0.000	0.000		1.34	-	-	0.000	0.000	0.000		1.42	-	-			0.000	0.000	0.000		0.130	-	-	0.000	0.000	0.000		0.194	-	-			0.072
7.600	0.000	0.000	0.000		1.04	-	-	0.000	0.000	0.000		1.13	-	-			0.000	0.000	0.000		0.230	-	-	0.000	0.000	0.000		0.311	-	-			0.076
8.000	0.000	0.000	0.000		0.787	-	-	0.000	0.000	0.000		0.890	-	-			0.000	0.000	0.000		0.373	-	-	0.000	0.000	0.000		0.465	-	-			0.080
8.400	0.000	0.000	0.000		0.576	-	-	0.000	0.000	0.000		0.681	-	-			0.000	0.000	0.000		0.563	-	-	0.000	0.000	0.000		0.656	-	-			0.084
8.800	0.000	0.000	0.000		0.411	-	-	0.000	0.000	0.000		0.517	-	-			0.000	0.000	0.000		0.797	-	-	0.000	0.000	0.000		0.891	-	-			0.088
9.200	0.000	0.000	0.000		0.286	-	-	0.000	0.000	0.000		0.386	-	-			0.000	0.000	0.000		1.07	-	-	0.000	0.000	0.000		1.16	-	-			0.092
9.600	0.000	0.000	0.000		0.194	-	-	0.000	0.000	0.000		0.281	-	-			0.000	0.000	0.000		1.38	-	-	0.000	0.000	0.000		1.46	-	-			0.096
10.000	0.000	0.000	0.000		0.129	-	-	0.000	0.000	0.000		0.199	-	-			0.000	0.000	0.000		1.72	-	-	0.000	0.000	0.000		1.77	-	-			0.100
11.000	0.000	0.000	0.000		0.041	-	-	0.000	0.000	0.000		0.083	-	-			0.000	0.000	0.000		2.63	-	-	0.000	0.000	0.000		2.66	-	-			0.110
12.000	0.000	0.000	0.000		0.012	-	-	0.000	0.000	0.000		0.031	-	-			0.000	0.000	0.000		3.60	-	-	0.000	0.000	0.000		3.61	-	-			0.120
13.000	0.000	0.000	0.000		0.003	-	-	0.000	0.000	0.000		0.011	-	-			0.000	0.000	0.000		4.60	-	-	0.000	0.000	0.000		4.60	-	-			0.130
14.000						-	-	0.000	0.000	0.000		0.003	-	-								-	-	0.000	0.000	0.000		5.60	-	-			0.140
15.000						-	-	0.000	0.000	0.000		0.001	-	-								-	-	0.000	0.000	0.000		6.60	-	-			0.150
16.000						-	-	0.000	0.000	0.000		0.002	-	-								-	-	0.000	0.000	0.000		7.60	-	-			0.160
17.000						-	-						-	-								-	-						-	-			0.170
18.000						-	-						-	-								-	-						-	-			0.180
Totals:						0	0					0	0	0	0						0	0						0	0	0	0		
Number of Trades:						0						0		0							0.00							0		0			

OTE (CR)

(Contract Size: 100 Securities, Exercise Style: American, Physical Delivery)

Exercise Price	Call Options														Put Options																				
	February 2015						March 2015						Other Months		February 2015						March 2015						Other Months		Exercise Price						
	Open price	Price max	Price min	Last price	Closing price	Volume	Open Interest	Open price	Price max	Price min	Last price	Closing price	Volume	Open Interest	Volume	Open Interest	Open price	Price max	Price min	Last price	Closing price	Volume	Open Interest	Open price	Price max	Price min	Last price	Closing price		Volume	Open Interest	Volume	Open Interest		
7.600	0.000	0.000	0.000	1.38	-	-	0.000	0.000	0.000	1.51	-	-				0.000	0.000	0.000	0.123	-	-				0.000	0.000	0.000	0.242		-	-				0.076
8.000	0.000	0.000	0.000	1.07	-	-	0.000	0.000	0.000	1.23	-	-				0.000	0.000	0.000	0.218	-	-				0.000	0.000	0.000	0.366	-	-				0.080	
8.400	0.000	0.000	0.000	0.810	-	-	0.000	0.000	0.000	0.989	-	-				0.574	0.580	0.504	0.505	0.505	30	30				0.000	0.000	0.000	0.523	-	-				0.084
8.800	0.000	0.000	0.000	0.595	-	-	0.000	0.000	0.000	0.782	-	-				0.000	0.000	0.000	0.540	-	-				0.000	0.000	0.000	0.715	-	-				0.088	
9.200	0.000	0.000	0.000	0.424	-	-	0.000	0.000	0.000	0.615	-	-				0.000	0.000	0.000	0.769	-	-				0.000	0.000	0.000	0.947	-	-				0.092	
9.600	0.000	0.000	0.000	0.294	-	-	0.000	0.000	0.000	0.474	-	-				0.000	0.000	0.000	1.04	-	10				0.000	0.000	0.000	1.21	-	-				0.096	
10.000	0.000	0.000	0.000	0.199	-	-	0.000	0.000	0.000	0.355	-	-				0.000	0.000	0.000	1.34	-	-				0.000	0.000	0.000	1.49	-	-				0.100	
11.000	0.000	0.000	0.000	0.066	-	-	0.000	0.000	0.000	0.173	-	-				0.000	0.000	0.000	2.21	-	-				0.000	0.000	0.000	2.31	-	-				0.110	
12.000	0.000	0.000	0.000	0.019	-	-	0.000	0.000	0.000	0.075	-	-				0.000	0.000	0.000	3.17	-	-				0.000	0.000	0.000	3.21	-	-				0.120	
13.000	0.000	0.000	0.000	0.005	-	-	0.000	0.000	0.000	0.033	-	-				0.000	0.000	0.000	4.16	-	-				0.000	0.000	0.000	4.17	-	-				0.130	
14.000	0.000	0.000	0.000	0.001	-	-	0.000	0.000	0.000	0.013	-	-				0.000	0.000	0.000	5.16	-	-				0.000	0.000	0.000	5.16	-	-				0.140	
15.000					-	-	0.000	0.000	0.000	0.005	-	-									-	-				0.000	0.000	0.000	6.16	-	-				0.150
16.000					-	-	0.000	0.000	0.000	0.002	-	-									-	-				0.000	0.000	0.000	7.16	-	-				0.160
Totals:						0	0				0	0		0	0				0	40								0	0		0	0			
Number of Trades:						0					0			0						4.00									0			0			

PIRAEUS BANK (CR)

(Contract Size: 100 Securities, Exercise Style: American, Physical Delivery)

Exercise Price	Call Options														Put Options																			
	February 2015							March 2015							Other Months		February 2015							March 2015							Other Months		Exercise Price	
	Open price	Price max	Price min	Last price	Closing price	Volume	Open Interest	Open price	Price max	Price min	Last price	Closing price	Volume	Open Interest	Volume	Open Interest	Open price	Price max	Price min	Last price	Closing price	Volume	Open Interest	Open price	Price max	Price min	Last price	Closing price	Volume	Open Interest	Volume	Open Interest		
0.500						-	-							-	-																			
0.600	0.000	0.000	0.000		0.323	-	-	0.000	0.000	0.000		0.333	-	-			0.000	0.000	0.000		0.012	-	-	0.000	0.000	0.000		0.012	-	-			0.006	
0.700	0.000	0.000	0.000		0.232	-	-	0.000	0.000	0.000		0.252	-	-			0.000	0.000	0.000		0.030	-	-	0.000	0.000	0.000		0.036	-	-			0.007	
0.800	0.000	0.000	0.000		0.156	-	-	0.000	0.000	0.000		0.185	-	-			0.000	0.000	0.000		0.064	-	-	0.000	0.000	0.000		0.078	-	-			0.008	
0.900	0.000	0.000	0.000		0.098	-	-	0.000	0.000	0.000		0.132	-	-			0.000	0.000	0.000		0.110	-	-	0.000	0.000	0.000		0.138	-	-			0.009	
1.000	0.000	0.000	0.000		0.058	-	-	0.000	0.000	0.000		0.092	-	-			0.000	0.000	0.000		0.170	-	-	0.000	0.000	0.000		0.212	-	-			0.010	
1.100	0.000	0.000	0.000		0.033	-	-	0.000	0.000	0.000		0.063	-	-			0.000	0.000	0.000		0.241	-	-	0.000	0.000	0.000		0.297	-	-			0.011	
1.200	0.000	0.000	0.000		0.017	-	-	0.000	0.000	0.000		0.043	-	-			0.000	0.000	0.000		0.320	-	-	0.000	0.000	0.000		0.388	-	-			0.012	
1.300	0.000	0.000	0.000		0.009	-	-	0.000	0.000	0.000		0.029	-	-			0.000	0.000	0.000		0.406	-	-	0.000	0.000	0.000		0.484	-	-			0.013	
1.400	0.000	0.000	0.000		0.004	-	-	0.000	0.000	0.000		0.019	-	-			0.000	0.000	0.000		0.497	-	-	0.000	0.000	0.000		0.582	-	-			0.014	
1.500	0.000	0.000	0.000		0.002	-	-	0.000	0.000	0.000		0.012	-	-			0.000	0.000	0.000		0.590	-	-	0.000	0.000	0.000		0.681	-	-			0.015	
1.600	0.000	0.000	0.000		0.001	-	-	0.000	0.000	0.000		0.008	-	-			0.000	0.000	0.000		0.686	-	-	0.000	0.000	0.000		-	-	-			0.016	
1.700						-	-	0.000	0.000	0.000		0.005	-	-			0.000	0.000	0.000		0.784	-	-	0.000	0.000	0.000		-	-	-			0.017	
1.800						-	-	0.000	0.000	0.000		0.003	-	-			0.000	0.000	0.000		0.882	-	-	0.000	0.000	0.000		-	-	-			0.018	
1.900						-	-	0.000	0.000	0.000		0.002	-	-			0.000	0.000	0.000		0.981	-	-	0.000	0.000	0.000		-	-	-			0.019	
2.000						-	-	0.000	0.000	0.000		0.001	-	-			0.000	0.000	0.000		1.08	-	-	0.000	0.000	0.000		-	-	-			0.020	
2.200						-	-	0.000	0.000	0.000		0.001	-	-			0.000	0.000	0.000		1.28	-	-	0.000	0.000	0.000		-	-	-			0.022	
2.400						-	-	0.000	0.000	0.000		0.001	-	-			0.000	0.000	0.000		1.48	-	-	0.000	0.000	0.000		-	-	-			0.024	
2.600						-	-	0.000	0.000	0.000		0.001	-	-			0.000	0.000	0.000		1.68	-	-	0.000	0.000	0.000		-	-	-			0.026	
2.800						-	-	0.000	0.000	0.000		0.001	-	-			0.000	0.000	0.000		1.88	-	-	0.000	0.000	0.000		-	-	-			0.028	
Totals:						0	0					0	0	0	0						0	0	0	0	0	0	0	0	0	0	0	0	0	
Number of Trades:						0						0		0							0.00			0			0				0			

PPC (CR)

(Contract Size: 100 Securities, Exercise Style: American, Physical Delivery)

Exercise Price	Call Options														Put Options														Exercise Price				
	February 2015						March 2015						Other Months		February 2015						March 2015						Other Months						
	Open price	Price max	Price min	Last price	Closing price	Volume	Open Interest	Open price	Price max	Price min	Last price	Closing price	Volume	Open Interest	Volume	Open Interest	Open price	Price max	Price min	Last price	Closing price	Volume	Open Interest	Open price	Price max	Price min	Last price	Closing price		Volume	Open Interest	Volume	Open Interest
3.600						-	-							-	-																		0.036
3.800						-	-							-	-																		0.038
4.000	0.000	0.000	0.000		1.22	-	-	0.000	0.000	0.000		1.27	-	-		0.000	0.000	0.000		0.034	-	-	0.000	0.000	0.000		0.076	-	-			0.040	
4.400	0.000	0.000	0.000		0.883	-	-	0.000	0.000	0.000		0.960	-	-		0.000	0.000	0.000		0.095	-	-	0.000	0.000	0.000		0.166	-	-			0.044	
4.800	0.000	0.000	0.000		0.604	-	-	0.000	0.000	0.000		0.699	-	-		0.000	0.000	0.000		0.216	-	-	0.000	0.000	0.000		0.304	-	-			0.048	
5.200	0.000	0.000	0.000		0.386	-	-	0.000	0.000	0.000		0.492	-	-		0.000	0.000	0.000		0.398	-	-	0.000	0.000	0.000		0.496	-	-			0.052	
5.600	0.000	0.000	0.000		0.236	-	-	0.000	0.000	0.000		0.338	-	-		0.000	0.000	0.000		0.648	-	5	0.000	0.000	0.000		0.741	-	-			0.056	
6.000	0.000	0.000	0.000		0.136	-	-	0.000	0.000	0.000		0.225	-	-		0.000	0.000	0.000		0.947	-	22	0.000	0.000	0.000		1.03	-	-			0.060	
6.400	0.000	0.000	0.000		0.073	-	5	0.000	0.000	0.000		0.145	-	-		0.000	0.000	0.000		1.28	-	-	0.000	0.000	0.000		1.35	-	-			0.064	
6.800	0.000	0.000	0.000		0.038	-	10	0.000	0.000	0.000		0.091	-	-		0.000	0.000	0.000		1.65	-	-	0.000	0.000	0.000		1.70	-	-			0.068	
7.200	0.000	0.000	0.000		0.019	-	2	0.000	0.000	0.000		0.058	-	-		0.000	0.000	0.000		2.03	-	-	0.000	0.000	0.000		2.06	-	-			0.072	
7.600	0.000	0.000	0.000		0.009	-	-	0.000	0.000	0.000		0.036	-	-		0.000	0.000	0.000		2.42	-	-	0.000	0.000	0.000		2.44	-	-			0.076	
8.000	0.000	0.000	0.000		0.004	-	-	0.000	0.000	0.000		0.022	-	-		0.000	0.000	0.000		2.82	-	-	0.000	0.000	0.000		2.83	-	-			0.080	
8.400	0.000	0.000	0.000		0.002	-	-	0.000	0.000	0.000		0.013	-	-		0.000	0.000	0.000		3.22	-	-	0.000	0.000	0.000		3.22	-	-			0.084	
8.800						-	-	0.000	0.000	0.000		0.008	-	-									0.000	0.000	0.000		3.62	-	-			0.088	
9.200						-	-	0.000	0.000	0.000		0.005	-	-									0.000	0.000	0.000		4.02	-	-		0.092		
9.600						-	-	0.000	0.000	0.000		0.002	-	-									0.000	0.000	0.000		4.42	-	-		0.096		
10.000						-	-	0.000	0.000	0.000		0.002	-	-									0.000	0.000	0.000		4.82	-	-		0.100		
11.000						-	-	0.000	0.000	0.000		0.001	-	-									0.000	0.000	0.000		5.82	-	-		0.110		
12.000						-	-	0.000	0.000	0.000		0.001	-	-									0.000	0.000	0.000		6.82	-	-		0.120		
13.000						-	-	0.000	0.000	0.000		0.003	-	-									0.000	0.000	0.000		7.82	-	-		0.130		
14.000						-	-	0.000	0.000	0.000		0.001	-	-									0.000	0.000	0.000		8.82	-	-		0.140		
15.000						-	-	0.000	0.000	0.000		0.001	-	-									0.000	0.000	0.000		9.82	-	-		0.150		
16.000						-	-						-	-																		0.160	
Totals:						0	17					0	0	0	0							0	27				0	0	0	0			
Number of Trades:						0						0		0									0.00				0		0				

Lending Products	Underlying Title	Multilateral Transactions[1]					Bilateral Transactions[2]		Stock Borrowing through OTC (volume)[3]
		Open Interest[5]	Volume(Offered)	Average Weighted	Transactions volume	Average Weighted	Transactions Volume	Average Weighted	Transactions Volume
AEGNBOR	AEGEAN AIRLINES (CR)	19,476	131	7.65%	131	7.65%	23,000	10.00%	4,800
ALPHABOR	ALPHA BANK (CR)	5,545,885	3,801,401	5.31%	24,114	2.65%	105,000	3.00%	42,291,926
AETFBOR	ALPHA ETF FTSE Athex Large Cap	---	---	---	---	---	---	---	---
ALMYBOR	ALUMIL (CR)	---	---	---	---	---	---	---	---
IATRBOR	ATHENS MEDICAL CENTER SA (CR)	---	36,479	5.31%	---	---	---	---	---
TATTBOR	ATTICA BANK S.A. (CR)	---	76,572	5.31%	---	---	---	---	---
OTOELBOR	AUTOHELLAS SA (CR)	---	---	---	---	---	---	---	---
BIOKABOR	BIOKARPET S.A.(CR)	---	---	---	---	---	---	---	---
EEEBOR	CC HBC AG (CR)	53,599	---	---	---	---	---	---	74,576
CENTRBOR	CENTRIC HOLDINGS (CR)	---	16,000	5.31%	---	---	---	---	---
SOLKBOR	CORINTH PIPEWORKS SA (CR)	---	2,000	5.31%	---	---	---	---	---
PLAKRBOR	CRETE PLASTICS SA (CR)	---	---	---	---	---	---	---	---
DROMEBOB	DROMEAS SA (CR)	---	---	---	---	---	---	---	---
ELGEBOR	ELGEKA SA (CR)	---	---	---	---	---	---	---	---
ELLAKTORBOR	ELLAKTOR (CR)	126,771	261	9.50%	261	10.15%	---	---	7,900
ELBABOR	ELVAL SA. (CB)	---	28,624	5.31%	---	---	---	---	---
EUROBBOR	EUROBANK ERGASIAS (CR)	4,285,538	17,878	6.65%	53	3.55%	105,000	3.00%	10,398,968
EUPICBOR	EUROPEAN RELIANCE INSUR. (CR)	---	---	---	---	---	---	---	---
EYDAPBOR	EYDAP S.A. (CR)	27,599	---	---	---	---	---	---	10,000
FGEBOB	F.G. EUROPE S.A. (CR)	---	---	---	---	---	---	---	---
FFGRPBOR	FOLLI FOLLIE (CR)	61,345	---	---	---	---	---	---	848,468
FOYRKBOR	FOURLIS (CR)	3,100	2,249	5.31%	---	---	---	---	3,850
FRIGOBOR	FRIGOGLOSS SA (CR)	2,100	3,758	5.31%	---	---	---	---	---
GEKTERNABOR	GEK TERNA (CR)	31,884	8,492	5.31%	---	---	---	---	---
SARBOR	GR. SARANTIS SA (CR)	---	---	---	---	---	---	---	---
EUPROBOR	GRIVALIA PROPERTIES (CR)	63,067	28,736	3.31%	---	---	---	---	47,960
XAKOBOR	HALKOR SA (CB)	---	38,839	5.31%	---	---	---	---	---
EXAEBOR	HELLENIC EXCHANGES-A.S.E. (CR)	95,396	420,462	3.31%	---	---	---	---	200
ELPEBOR	HELLENIC PETROLEUM (CR)	21,839	171,862	5.31%	---	---	---	---	66,948
HYGEIABOR	HYGEIA SA (CR)	---	48,199	5.31%	---	---	---	---	---
IASOBOR	IASO SA (CR)	---	21,721	5.31%	---	---	---	---	---

Stock Lending Notes

[1] - Multilateral contracts Lending or Borrowing as per Methods 8-1, 8-2 and 8-3-3 (According to ATHEX BoD Resolution No.17)

[2] - Bilateral Contracts Lending or Borrowing as per Methods 8-3-1 and 8-3-2 (According to ATHEX BoD Resolution No.20)

[3] - The information concerning OTC Stock Borrowing Transactions is based on the statements of the Dematerialised Securities System (DSS) operators involved and refers to volumes that have been cleared and registered up until the previous working day.

[4] - Average Price (Volume weighted)

[5] - The Data concerning Open Interest before the start of trading session

Lending Products	Underlying Title	Multilateral Transactions[1]					Bilateral Transactions[2]		Stock Borrowing through OTC (volume)[3]
		Open Interest[5]	Volume(Offered)	Average Weighted	Transactions volume	Average Weighted	Transactions Volume	Average Weighted	Transactions Volume
IKTINBOR	IKTINOS HELLAS SA (CR)	---	---	---	---	---	---	---	
LYKBOR	INFORM P. LYKOS SA (CR)	---	483	5.31%	---	---	---	---	
INKATBOR	INTRACOM CONSTR. (CR)	---	---	---	---	---	---	---	
INTRKBOR	INTRACOM HOLDINGS (CR)	---	104,449	5.31%	---	---	---	---	
INLOTBOR	INTRALOT (CR)	52,474	37,156	5.31%	---	---	---	---	
AVAXBOR	J & P - AVAX SA (CR)	---	20,175	5.31%	---	---	---	---	
BELABOR	JUMBO SA (CR)	152,408	7	9.72%	7	10.15%	---	3,162	
KARTZBOR	KARATZIS SA (CR)	---	---	---	---	---	---	---	
KLEMBOR	KLEEMAN HELLAS SA (CR)	---	11,509	5.31%	---	---	---	---	
KRIBOR	KRI-KRI S.A. (CR)	---	46,268	5.31%	---	---	---	---	
LAMDABOR	LAMDA DEVELOPMENT SA (CR)	---	---	---	---	---	---	16,377	
MIGBOR	MARFIN INVESTMENT GROUP (CR)	65,943	80,593	5.31%	---	---	---	744,474	
METKKBOR	METKA (CR)	30,011	24	9.55%	24	9.55%	---	1,474	
MLSBOR	MLS MULTIMEDIA SA (CR)	---	7,920	5.31%	---	---	---	---	
MOHBOR	MOTOR OIL (CR)	84,972	12	9.61%	12	10.15%	---	37,700	
MYTILBOR	MYTILINEOS HOLDINGS (CR)	19,400	207,305	5.31%	---	---	---	4,800	
ETEBOR	NATIONAL BANK (CR)	723,400	320	9.50%	320	10.15%	---	842,218	
ETFASEBOR	NBGAM ETF	---	---	---	---	---	---	---	
ETFGT30PBOR	NBGAM ETF GREECE & TURKEY 30	---	---	---	---	---	---	---	
OPAPBOR	OPAP (CR)	271,139	468	9.50%	468	10.15%	---	86,933	
HTOBOR	OTE (CR)	290,598	824	9.49%	824	9.49%	---	707,422	
PPABOR	P.P.A. S.A. (CR)	713	6	9.65%	6	9.65%	---	---	
PAPBOR	PAPOUTSANIS (CR)	---	---	---	---	---	---	---	
PETROBOR	PETROPOULOS PETROS (CR)	---	---	---	---	---	---	---	
TPEIRBOR	PIRAEUS BANK (CR)	673,560	27	9.56%	27	10.15%	200,000	10.00%	24,271,436
PLAISBOR	PLAISIO COMPUTERS SA (CR)	---	---	---	---	---	---	---	
PPCBOR	PPC (CR)	146,677	684	9.49%	684	10.15%	---	407,950	
PROFBOR	PROFILE SA (CR)	---	---	---	---	---	---	---	
QUALBOR	QUALITY & RELIABILITY SA (CR)	---	---	---	---	---	---	---	
QUESTBOR	QUEST HOLDINGS (CR)	---	822	5.31%	---	---	---	---	
SIDEBOR	SIDENOR (CR)	2,001	21,969	3.55%	---	---	---	---	

Stock Lending Notes

[1] - Multilateral contracts Lending or Borrowing as per Methods 8-1, 8-2 and 8-3-3 (According to ATHEX BoD Resolution No.17)

[2] - Bilateral Contracts Lending or Borrowing as per Methods 8-3-1 and 8-3-2 (According to ATHEX BoD Resolution No.20)

[3] - The information concerning OTC Stock Borrowing Transactions is based on the statements of the Dematerialised Securities System (DSS) operators involved and refers to volumes that have been cleared and registered up until the previous working day.

[4] - Average Price (Volume weighted)

[5] - The Data concerning Open Interest before the start of trading session

Lending Products	Underlying Title	Multilateral Transactions[1]					Bilateral Transactions[2]		Stock Borrowing through OTC (volume)[3]
		Open Interest[5]	Volume(Offered)	Average Weighted	Transactions volume	Average Weighted	Transactions Volume	Average Weighted	Transactions Volume
OLYMPBOR	TECHNICAL OLYMPIC SA (CR)	---	---	---	---	---	---	---	---
TENERGYBOR	TERNA ENERGY (CR)	2,011	22,151	5.31%	---	---	---	---	2,100
EYAPSBOR	THESSALONIKA WATER & SEWERAGE	---	159	5.31%	---	---	---	---	---
PLATBOR	THRACE PLASTICS SA (CR)	---	24,799	5.31%	---	---	---	---	---
TITKBOR	TITAN CEMENT (CR)	143,340	120,858	5.31%	---	---	---	---	340,166
OLTHBOR	TPA SA (CR)	100	3,199	5.31%	---	---	---	---	---
TRASTORBOR	TRASTOR REAL EST. INV. CO.(CR)	---	7,580	5.31%	---	---	---	---	---
VIORBOR	VIOHALCO SA/NV (CB)	37,763	146	9.50%	146	9.50%	---	---	---

Stock Lending Notes

[1] - Multilateral contracts Lending or Borrowing as per Methods 8-1, 8-2 and 8-3-3 (According to ATHEX BoD Resolution No.17)

[2] - Bilateral Contracts Lending or Borrowing as per Methods 8-3-1 and 8-3-2 (According to ATHEX BoD Resolution No.20)

[3] - The information concerning OTC Stock Borrowing Transactions is based on the statements of the Dematerialised Securities System (DSS) operators involved and refers to volumes that have been cleared and registered up until the previous working day.

[4] - Average Price (Volume weighted)

[5] - The Data concerning Open Interest before the start of trading session

Sectors codification for listed companies

533	-	Exploration & Production	537	-	Integrated Oil & Gas
1353	-	Commodity Chemicals	1357	-	Specialty Chemicals
1753	-	Aluminum	1755	-	Nonferrous Metals
1757	-	Steel	1775	-	General Mining
2353	-	Building Materials & Fixtures	2357	-	Heavy Construction
2723	-	Containers & Packaging	2727	-	Diversified Industrials
2733	-	Electrical Components & Equipment	2753	-	Commercial Vehicles & Trucks
2757	-	Industrial Machinery	2773	-	Marine Transportation
2777	-	Transportation Services	2791	-	Business Support Services
2797	-	Industrial Suppliers	3535	-	Distillers & Vintners
3537	-	Soft Drinks	3573	-	Farming Fishing & Plantations
3577	-	Food Products	3722	-	Durable Household Products
3726	-	Furnishings	3728	-	Home Construction
3747	-	Toys	3763	-	Clothing & Accessories
3765	-	Footwear	3767	-	Personal Products
3785	-	Tobacco	4533	-	Health Care Providers
4535	-	Medical Equipment	4577	-	Pharmaceuticals
5337	-	Food Retailers & Wholesalers	5371	-	Apparel Retailers
5373	-	Broadline Retailers	5375	-	Home Improvement Retailers
5379	-	Specialty Retailers	5553	-	Broadcasting & Entertainment
5555	-	Media Agencies	5557	-	Publishing
5751	-	Airlines	5752	-	Gambling
5753	-	Hotels	5755	-	Recreational Services
5757	-	Restaurants & Bars	5759	-	Travel & Tourism
6535	-	Fixed Line Telecommunications	6575	-	Mobile Telecommunications
7535	-	Conventional Electricity	7537	-	Alternative Electricity
7577	-	Water	8355	-	Banks
8534	-	Insurance Brokers	8536	-	Property & Casualty Insurance
8633	-	Real Estate Holding & Development	8637	-	Real Estate Services
8671	-	Industrial & Office REITs	8675	-	Specialty REITs
8775	-	Specialty Finance	8777	-	Investment Services
8985	-	Equity Investment Instruments	9533	-	Computer Services
9535	-	Internet	9537	-	Software
9572	-	Computer Hardware	9574	-	Electronic Office Equipment
9578	-	Telecommunications Equipment	12003	-	ETF

