

Daily Official List

Hellenic Exchanges – Athens Stock Exchange S.A.

Thursday, 15 January, 2015

Year: 136 Trading Day No: 9

Disclaimer:

Hellenic Exchanges-Athens Exchange endeavours to ensure that the data and other material ("Information") presented on the Daily Official List are accurate and complete, but it is not liable for any errors or omissions of data or /and for the accuracy, credibility, updating and completeness of the aforesaid information nor it has any liability arising directly or indirectly from the use of the above Information.

The Company is not liable for the accuracy of the data included in listed companies' announcements. Only the sender of such an announcement is fully and solely liable for any infringement of third party's rights from the content of such announcement. All contents of the Daily Official List are provided only for information purposes and do not constitute investment advice or solicitation to invest in securities or other products listed for trading on the Exchange.

You acknowledge and agree that the Company is the owner of any property rights related to any Information appearing on the Daily Official List including intellectual property rights copyright, trademarks, etc.

The above data are a property of the Hellenic Exchanges-Athens Exchange and are copyright protected. Users are forbidden to reproduce, modify, copy, sale, transmit or redistribute, by all reproduction means and methods, part or the whole of the above data, without reference to their source.

The commercial exploitation of these data is, also, forbidden by third parties. Hellenic Exchanges-Athens Exchange does not carry any responsibility, direct or indirect, derived from usage or accidental alteration of the above data when used by third parties.

Hellenic Exchanges – Athens Stock Exchange S.A.

110 Athinon Ave., 10442 Athens, Tel: (210) 33.66.800, Fax: (210) 32.13.938

www.athex.gr

Thessalonica Stock Exchange Center (T.S.E.C)

16-18 Katouni Str., Thessalonica 546 25 Tel: (2310) 567.667, Fax: (2310) 530.545

Athex Members Guarantee Fund

14-16 Fidiou Str., Athens 106 78, Tel: (210) 33.04.682, Fax: (210) 33.04.155

Hellenic Republic Capital Market Commission

1 Kolokotroni Str. & 1 Stadiou Str., Athens 10562 Tel: (210) 33.77.100 Fax: (210) 33.77.173

Table of Contents

Section 1: Statistical Figures of Securities, Derivatives and Lending

Summary of Markets

Athex Indices

Analytic Figures for Athex Market's Boards and Categories

Trading Details by Athex Sectors and Financial Instruments (ETFs)

Top 10 best & worst performing Shares

Derivatives Summary

Section 2: Analytic Figures of Shares Transactions

Analytic Figures of Shares Transactions

Shares' Notes

Section 3: Figures of Securities Transactions

Securities Blocks Details

Shares Rights Details

Shares Short Selling

Stock Borrowing

Shares Forced Sales

Forced Sales Registered Shares

Exchange Traded Funds (ETFs) Characteristics

Section 5: Bonds traded in Fixed Income Assets Market

Corporate Bonds

Government Bonds

Treasury Bills & Zero Coupon Government Bonds

Government Bonds Traded with the Open Outcry Method

State Banks Bonds

Section 6: Additional Infos

Athex & ATHEXClear Members List

List of Stocks under Market Making operations

Section 7: Derivatives Market Analytic Figures

Index Futures

Stock Futures

Index Options

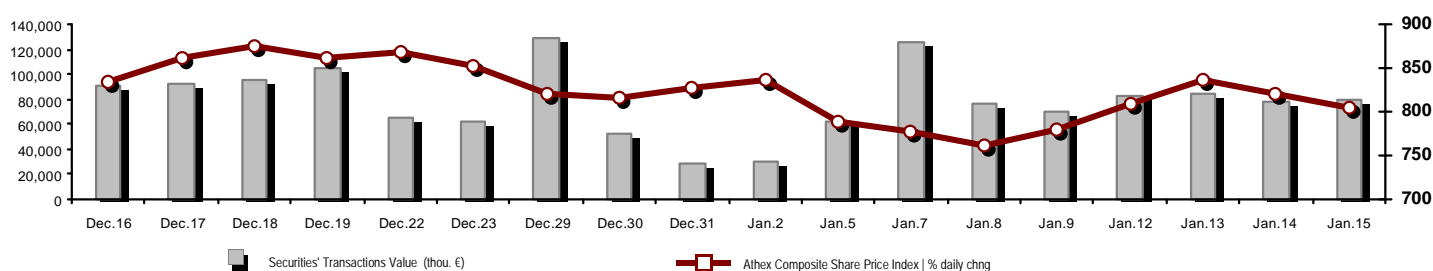
Stock Options

Stock Lending Analytic Figures

Appendix A: Sectors codification for listed companies

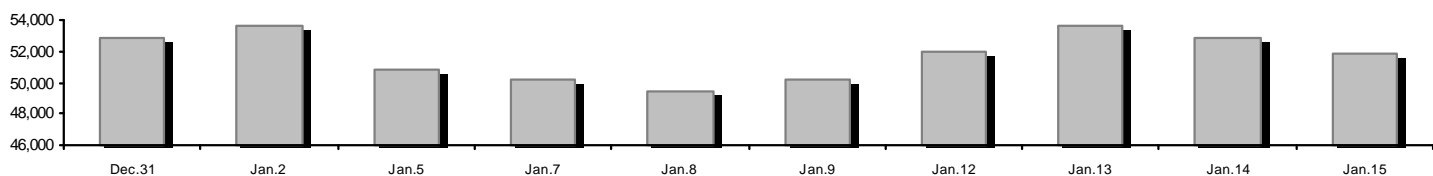
Summary of Markets

Athex Composite Share Price Index vs Shares and Derivatives Transactions Value

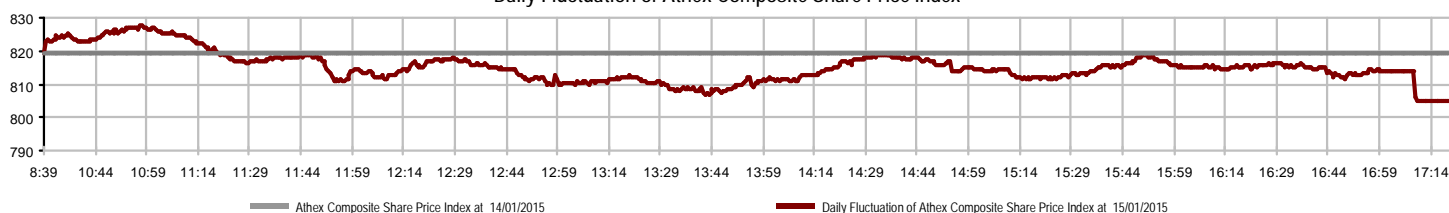


| | | | |
|--|-----------------------------|--|------------------|
| Total Transactions Value (thou. €): | 79,025.04 | | |
| Athex Capitalisation (mill. €) **: Daily change: mill. € % | 51,903.39 -952.15 -1.80% | Derivatives Total Open Interest | 262,112 |
| Yearly Avg Capitalisation: mill. € % chng prev year Avg | 51,647.26 -25.43% | in Index Futures % daily chng | 55,862 1.46% |
| Athex Composite Share Price Index % daily chng | 805.00 -1.78% | in Stock Futures % daily chng | 196,452 4.12% |
| Athex Composite Share Price Index Capitalisation (mill. €) | 46,575.83 | in Index Options % daily chng | 8,995 12.58% |
| Daily change (mill. €) | -947.84 | in Stock Options % daily chng | 803 0.00% |
| Securities' Transactions Value (thou. €) | 79,025.04 | Derivatives Contracts Volume: | 46,831 |
| Daily change: thou. € % | 1,450.97 1.87% | Daily change: pieces % | -28,052 -37.46% |
| YtD Avg Trans. Value: thou. € % chng prev year Avg | 76,410.41 -39.86% | YtD Avg Derivatives Contracts % chng prev year Avg | 40,767 -25.62% |
| Short Selling Trans. Value: mill. € % in total Value | | Derivatives Trades Number: | 3,671 |
| Short Covering Trans. Value: mill. € % in total Value | | Daily change: number % | -680 -15.63% |
| Transactions Value of Blocks (thou. €) | 12,053.78 | YtD Avg Derivatives Trades number % chng prev year Avg | 3,725 -10.80% |
| Bonds Transactions Value (thou. €) | 0.00 | Lending Total Open Interest | 13,208,548 |
| Securities' Transactions Volume (thou. Pieces) | 129,374.42 | Daily change: pieces % | 849,613 6.87% |
| Daily change: thou. pieces % | 53,584.05 70.70% | Lending Contracts Volume(Multilateral/Bilateral) | 1,331,443 |
| YtD Avg Volume: thou. pieces % chng prev year Avg | 93,076.01 -2.04% | Daily change: pieces % | -447,769 -25.17% |
| Short Selling Volume: thou pieces % in total Volume | | Multilateral Lending | 1,010,243 |
| Short Covering Volume: thou. pieces % in total Volume | | Bilateral Lending | 321,200 |
| Transactions Volume of Blocks (thou. Pieces) | 29,693.30 | Lending Trades Number: | 110 |
| Bonds Transactions Volume (thou. pieces) | 0.00 | Daily change: thou. € % | 2 1.85% |
| Securities' Trades Number | 21,095 | Multilateral Lending Trades Number | 100 |
| Daily change: number % | -4,754 -18.39% | Bilateral Lending Trades Number | 10 |
| YtD Avg Derivatives Trades number % chng prev year Avg | 24,422 -15.45% | | |
| Number of Blocks | 15 | | |
| Number of Bonds Transactions | 0 | | |

Athex Capitalisation (mill. €) **



Daily Fluctuation of Athex Composite Share Price Index



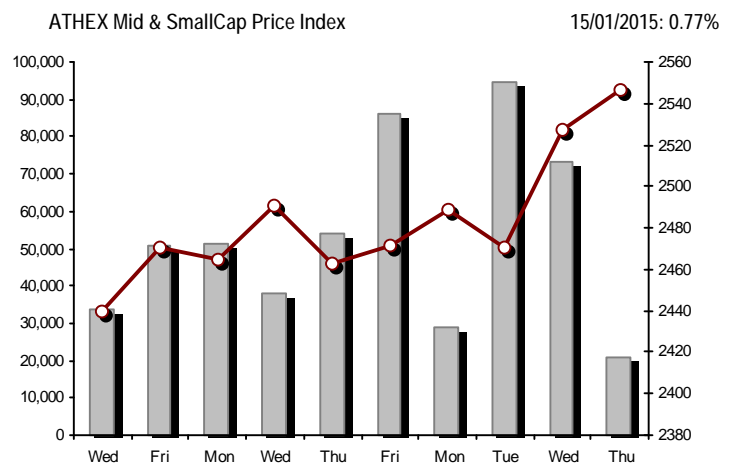
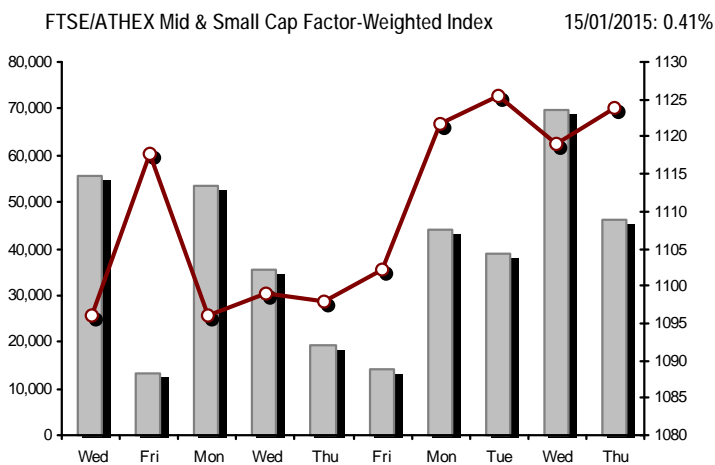
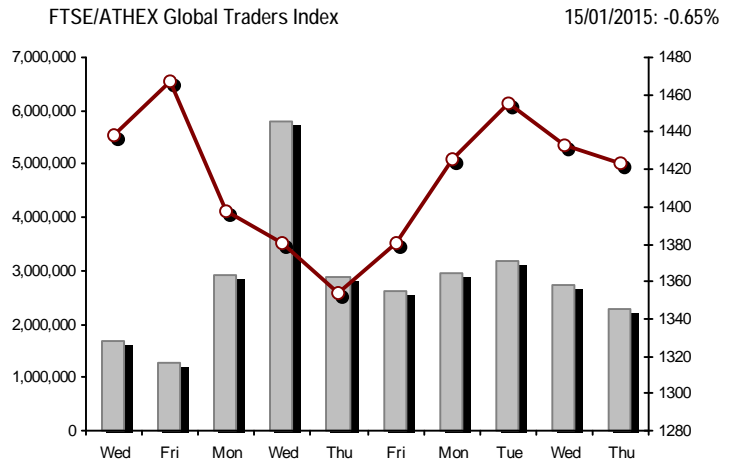
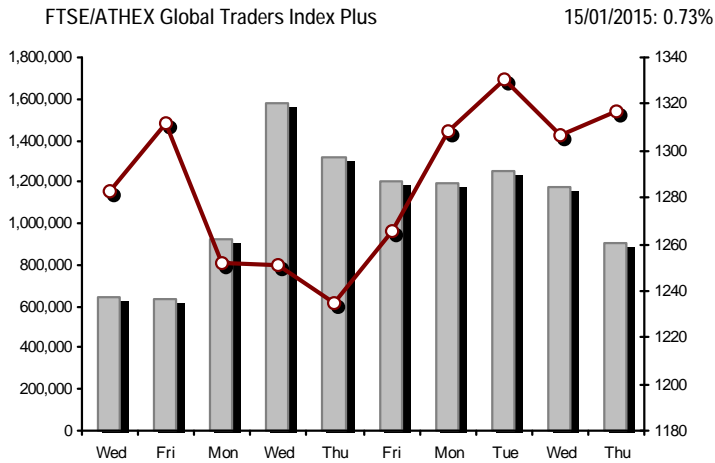
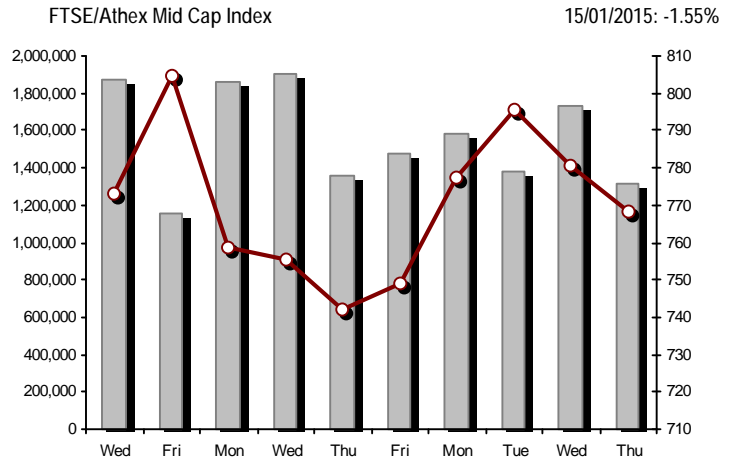
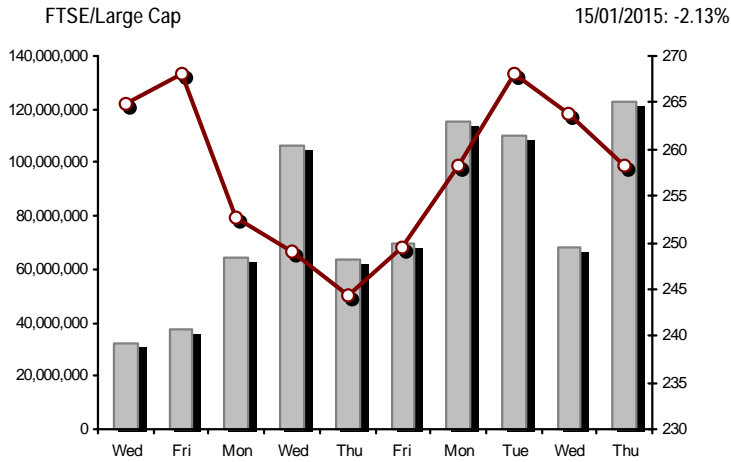
Athex Indices

| Index name | 15/01/2015 | 14/01/2015 | pts. | % | Min | Max | Year min | Year max | Year change |
|--|------------|------------|--------|--------|----------|----------|----------|----------|-------------|
| Athex Composite Share Price Index | 805.00 | 819.55 | -14.55 | -1.78% | 805.00 | 827.48 | 757.78 | 842.84 | -2.56% |
| FTSE/Athex Large Cap | 258.29 | 263.90 | -5.61 | -2.13% | 258.22 | 266.34 | 242.02 | 271.64 | -2.48% |
| FTSE/ATHEX Custom Capped | 859.53 | 877.04 | -17.52 | -2.00% | | | 800.29 | 879.91 | -1.35% |
| FTSE/ATHEX Custom Capped - USD | 726.39 | 740.82 | -14.43 | -1.95% | | | 676.62 | 758.95 | -3.90% |
| FTSE/Athex Mid Cap Index | 768.33 | 780.41 | -12.08 | -1.55% | 762.41 | 788.97 | 740.40 | 807.08 | -0.61% |
| FTSE/ATHEX-CSE Banking Index | 72.34 | 75.30 | -2.96 | -3.93% | 72.34 | 76.41 | 64.86 | 77.47 | -0.63% |
| FTSE/ATHEX Global Traders Index Plus | 1,316.51 | 1,306.98 | 9.53 | 0.73% | 1,303.94 | 1,332.17 | 1,227.52 | 1,337.77 | 2.62% |
| FTSE/ATHEX Global Traders Index | 1,423.47 | 1,432.73 | -9.26 | -0.65% | 1,418.17 | 1,449.82 | 1,344.70 | 1,472.17 | -1.05% |
| FTSE/ATHEX Mid & Small Cap Factor-Weighted Ind | 1,123.78 | 1,119.15 | 4.63 | 0.41% | 1,103.96 | 1,135.29 | 1,076.89 | 1,135.29 | 2.52% |
| Greece & Turkey 30 Price Index | 730.04 | 726.69 | 3.35 | 0.46% | 725.95 | 737.01 | 684.16 | 737.01 | 7.38% |
| ATHEX Mid & SmallCap Price Index | 2,546.41 | 2,527.00 | 19.41 | 0.77% | 2,523.42 | 2,558.80 | 2,406.54 | 2,563.98 | 4.37% |
| FTSE/Athex Market Index | 621.02 | 634.23 | -13.21 | -2.08% | 620.85 | 640.01 | 582.95 | 652.45 | -2.38% |
| FTSE Med Index | 5,144.23 | 5,169.84 | -25.61 | -0.50% | | | 4,930.94 | 5,169.84 | 2.13% |
| Athex Composite Index Total Return Index | 1,178.81 | 1,200.13 | -21.32 | -1.78% | 1,178.81 | 1,211.74 | 1,108.12 | 1,234.23 | -2.39% |
| FTSE/Athex Large Cap Total Return | 351.36 | 358.99 | -7.63 | -2.13% | | | 331.57 | 364.68 | -2.22% |
| FTSE/ATHEX Large Cap Net Total Return | 1,046.08 | 1,068.78 | -22.70 | -2.12% | 1,045.78 | 1,078.68 | 977.96 | 1,100.12 | -2.24% |
| FTSE/ATHEX Custom Capped Total Return | 906.06 | 924.52 | -18.46 | -2.00% | | | 842.45 | 925.88 | -1.18% |
| FTSE/ATHEX Custom Capped - USD Total Return | 765.71 | 780.92 | -15.21 | -1.95% | | | 712.26 | 798.60 | -3.73% |
| FTSE/Athex Mid Cap Total Return | 976.95 | 992.31 | -15.36 | -1.55% | | | 943.55 | 1,023.37 | -0.61% |
| FTSE/ATHEX-CSE Banking Total Return Index | 67.49 | 70.25 | -2.76 | -3.93% | | | 62.98 | 70.83 | -0.63% |
| Greece & Turkey 30 Total Return Index | 880.17 | 887.54 | -7.37 | -0.83% | | | 837.07 | 887.54 | 6.94% |
| Hellenic Mid & Small Cap Index | 757.23 | 766.47 | -9.24 | -1.21% | 756.23 | 773.98 | 716.61 | 790.89 | -1.56% |
| FTSE/Athex Banks | 95.58 | 99.49 | -3.91 | -3.93% | 95.58 | 100.96 | 85.70 | 102.36 | -0.62% |
| FTSE/Athex Insurance | 1,443.52 | 1,496.21 | -52.69 | -3.52% | 1,443.52 | 1,496.21 | 1,401.38 | 1,506.74 | -1.44% |
| FTSE/Athex Financial Services | 978.54 | 1,019.77 | -41.23 | -4.04% | 978.54 | 1,036.65 | 926.91 | 1,070.09 | -2.30% |
| FTSE/Athex Industrial Goods & Services | 1,965.53 | 1,962.77 | 2.76 | 0.14% | 1,939.02 | 1,994.82 | 1,881.51 | 2,051.08 | 0.59% |
| FTSE/Athex Retail | 3,854.76 | 3,845.73 | 9.03 | 0.23% | 3,782.77 | 3,961.82 | 3,336.67 | 3,961.82 | 1.38% |
| FTSE/ATHEX Real Estate | 2,226.36 | 2,241.68 | -15.32 | -0.68% | 2,226.34 | 2,270.16 | 2,202.09 | 2,395.31 | -2.43% |
| FTSE/Athex Personal & Household Goods | 4,727.32 | 4,799.41 | -72.09 | -1.50% | 4,672.49 | 4,918.08 | 3,847.16 | 4,918.08 | 3.84% |
| FTSE/Athex Food & Beverage | 5,233.11 | 5,189.23 | 43.88 | 0.85% | 5,110.11 | 5,292.54 | 5,110.11 | 5,858.63 | -10.67% |
| FTSE/Athex Basic Resources | 1,904.72 | 1,905.02 | -0.30 | -0.02% | 1,868.19 | 1,927.76 | 1,753.11 | 1,986.29 | -1.22% |
| FTSE/Athex Construction & Materials | 2,129.16 | 2,130.76 | -1.60 | -0.08% | 2,111.83 | 2,174.41 | 2,059.46 | 2,230.78 | -2.55% |
| FTSE/Athex Oil & Gas | 1,678.42 | 1,710.13 | -31.71 | -1.85% | 1,672.37 | 1,759.48 | 1,618.74 | 1,849.43 | -7.52% |
| FTSE/Athex Chemicals | 5,307.10 | 5,192.28 | 114.82 | 2.21% | 5,053.47 | 5,372.97 | 4,784.62 | 5,430.68 | 3.60% |
| FTSE/Athex Media | 1,994.54 | 1,994.54 | 0.00 | 0.00% | 1,994.54 | 1,994.54 | 1,699.05 | 2,061.03 | -3.23% |
| FTSE/Athex Travel & Leisure | 1,591.26 | 1,627.14 | -35.88 | -2.21% | 1,570.56 | 1,627.14 | 1,392.79 | 1,684.88 | 3.79% |
| FTSE/Athex Technology | 727.51 | 738.96 | -11.45 | -1.55% | 724.19 | 742.53 | 695.71 | 756.07 | 0.20% |
| FTSE/Athex Telecommunications | 2,422.26 | 2,471.81 | -49.55 | -2.00% | 2,408.50 | 2,504.84 | 2,273.62 | 2,573.65 | -3.30% |
| FTSE/Athex Utilities | 1,889.49 | 1,963.77 | -74.28 | -3.78% | 1,889.49 | 2,005.57 | 1,791.08 | 2,164.51 | -9.96% |
| FTSE/Athex Health Care | 137.99 | 137.99 | 0.00 | 0.00% | 135.62 | 141.17 | 126.89 | 149.89 | -4.40% |
| Athex All Share Index | 182.30 | 185.67 | -3.37 | -1.82% | | | 173.58 | 188.55 | -1.96% |
| Hellenic Corporate Bond Index | 93.37 | 92.96 | 0.40 | 0.44% | | | 91.77 | 93.90 | -0.53% |
| Hellenic Corporate Bond Price Index | 91.81 | 91.41 | 0.39 | 0.43% | | | 90.30 | 92.51 | -0.76% |

Note 1: Greece & Turkey 30 Pr data is the indicative at 17:20, whereas FTSE/ATHEX Custom Capped, FTSE/ATHEX Custom Capped - USD, FTSE/ATHEX Custom Capped TR, FTSE/ATHEX Custom Capped - USD TR, FTSE/Med 100 & Greece & Turkey 30 Rt., Hellenic Corporate Bond Price Index, Hellenic Corporate Bond Index closing prices refer to the previous trading day of 13/01/2015.

Note 2: The Hellenic Mid & Small Cap Index is a Customized index calculated by the Athens Exchange.

Athex Indices



Indices volume of transactions

Indices closing prices

Analytic Figures for Athex Market's Boards and Categories

| | Total Traded Securities | Main Market | Low Dispersion | Other Categories (*) | Exchange Traded Funds (ETFs) | Warrants |
|---------------------------------------|-------------------------|--------------|----------------|----------------------|------------------------------|-----------|
| Totals | 134 | 110 | 6 | 12 | 3 | 3 |
| Gain / Lose / Same: | 49 / 65 / 20 | 45 / 52 / 13 | 0 / 2 / 4 | 3 / 6 / 3 | 1 / 2 / 0 | 0 / 3 / 0 |
| Athex Capitalisation (mill. €) ** | 51,903.39 | 50,077.42 | 1,455.18 | 370.78 | | |
| Daily Average Trans/ons Value(thou.€) | 76,410.41 | 73,723.82 | 37.86 | 66.76 | 13.31 | 2,568.66 |
| Transactions Value | 79,025.04 | 77,722.63 | 7.86 | 14.90 | 53.81 | 1,225.85 |
| Main Board: | 66,971.25 | 65,668.84 | 7.86 | 14.90 | 53.81 | 1,225.85 |
| Blocks Board: | 12,053.78 | 12,053.78 | 0.00 | 0.00 | 0.00 | 0.00 |
| Forced Sales Board: | 0.00 | 0.00 | 0.00 | 0.00 | 0.00 | 0.00 |
| Special Terms Board: | 0.00 | 0.00 | 0.00 | 0.00 | 0.00 | 0.00 |
| Daily Average Transactions Volume | 93,076,008 | 87,498,475 | 59,114 | 135,290 | 5,182 | 5,377,947 |
| Transactions Volume | 129,374,422 | 125,908,721 | 2,185 | 106,458 | 20,504 | 3,336,554 |
| Main Board: | 99,681,124 | 96,215,423 | 2,185 | 106,458 | 20,504 | 3,336,554 |
| Blocks Board: | 29,693,298 | 29,693,298 | 0 | 0 | 0 | 0 |
| Forced Sales Board: | 0 | 0 | 0 | 0 | 0 | 0 |
| Special Terms Board: | 0 | 0 | 0 | 0 | 0 | 0 |
| Daily Average Number of Trades | 24,422 | 23,076 | 26 | 50 | 4 | 1,266 |
| Number of Trades | 21,095 | 20,198 | 15 | 74 | 7 | 801 |
| Main Board: | 21,080 | 20,183 | 15 | 74 | 7 | 801 |
| Blocks Board: | 15 | 15 | 0 | 0 | 0 | 0 |
| Forced Sales Board: | 0 | 0 | 0 | 0 | 0 | 0 |
| Special Terms Board: | 0 | 0 | 0 | 0 | 0 | 0 |

(*) Summarised Transactions figures for Under Deletion and Under Supervision Categories. (**) The Market Capitalization of the Companies that belong in the Under Supervision Status is not included.

Trading Details by Athex Sectors and Financial Instruments (ETFs)

| Code | Sectors | Gain / Lose / Same | Number of Trades | Transactions Volume | Transactions Value | % of Total Trans. Value |
|-------|-------------------------------|--------------------|------------------|---------------------|--------------------|-------------------------|
| 8300 | - Banks | 1 / 7 / 2 | 8,577 | 123,513,976 | 50,978,962.42 | 64.51% |
| 1700 | - Basic Resources | 5 / 5 / 0 | 698 | 259,990 | 964,068.64 | 1.22% |
| 1300 | - Chemicals | 2 / 1 / 0 | 84 | 25,237 | 99,538.45 | 0.13% |
| 2300 | - Construction & Materials | 7 / 6 / 2 | 1,042 | 471,167 | 2,019,246.86 | 2.56% |
| 12000 | - Financial Instruments | 1 / 2 / 0 | 7 | 20,504 | 53,813.24 | 0.07% |
| 8700 | - Financial Services | 0 / 3 / 0 | 1,101 | 1,269,586 | 1,104,163.48 | 1.40% |
| 3500 | - Food & Beverage | 5 / 4 / 3 | 332 | 136,220 | 1,452,419.03 | 1.84% |
| 4500 | - Health Care | 0 / 3 / 1 | 43 | 110,918 | 18,099.16 | 0.02% |
| 2700 | - Industrial Goods & Services | 9 / 5 / 4 | 758 | 315,729 | 1,411,171.93 | 1.79% |
| 8500 | - Insurance | 0 / 1 / 0 | 83 | 224,946 | 315,165.40 | 0.40% |
| 5500 | - Media | 1 / 3 / 0 | 11 | 1,519 | 470.01 | 0.00% |
| 500 | - Oil & Gas | 0 / 2 / 0 | 730 | 163,603 | 726,892.43 | 0.92% |
| 3700 | - Personal & Household Goods | 3 / 5 / 2 | 833 | 281,299 | 2,162,322.70 | 2.74% |
| 8600 | - Real Estate | 3 / 2 / 1 | 267 | 102,165 | 598,937.55 | 0.76% |
| 5300 | - Retail | 3 / 1 / 0 | 414 | 62,375 | 1,633,570.14 | 2.07% |
| 9500 | - Technology | 6 / 4 / 3 | 266 | 171,680 | 78,645.91 | 0.10% |
| 6500 | - Telecommunications | 0 / 1 / 0 | 1,317 | 609,241 | 5,401,945.63 | 6.84% |
| 5700 | - Travel & Leisure | 3 / 5 / 2 | 2,564 | 889,895 | 6,798,697.92 | 8.60% |
| 7500 | - Utilities | 0 / 5 / 0 | 1,968 | 744,372 | 3,206,907.71 | 4.06% |

Top 10 best & worst performing Shares

Main Market

| With positive Price change | Closing price | change | With negative Price change | Closing price | change |
|-------------------------------------|-----------------|----------|--------------------------------------|---------------|----------|
| KLEEMAN HELLAS SA (CR) | 1.46 | 7.35% # | EUROBANK ERGASIAS (CR) | 0.181 | -9.04% € |
| IKTINOS HELLAS SA (CR) | 1.28 | 3.23% # | EYDAP S.A. (CR) | 5.35 | -6.96% € |
| ELVAL SA. (CB) | 1.13 | 2.73% # | INTRACOM HOLDINGS (CR) | 0.424 | -5.57% € |
| GR. SARANTIS SA (CR) | 7.60 | 2.70% # | FOURLIS (CR) | 2.96 | -5.13% € |
| VIOHALCO SA/NV (CB) | 1.94 | 2.11% # | ELTECH ANEMOS S.A. (CR) | 0.641 | -5.04% € |
| J & P - AVAX SA (CR) | 0.543 | 1.69% # | MARFIN INVESTMENT GROUP (CR) | 0.166 | -4.60% € |
| INTRALOT (CR) | 1.28 | 1.59% # | CORINTH PIPEWORKS SA (CR) | 0.835 | -4.46% € |
| TITAN CEMENT (CR) | 19.35 | 1.42% # | ELLAKTOR (CR) | 1.82 | -4.21% € |
| AEGEAN AIRLINES (CR) | 7.24 | 1.12% # | NATIONAL BANK (CR) | 1.43 | -4.03% € |
| CC HBC AG (CR) | 14.00 | 0.87% # | HELLENIC EXCHANGES-A.S.E. (CR) | 4.70 | -3.88% € |
| With the highest Transactions Value | Value (thou. €) | change | With the highest Transactions Volume | Volume | change |
| NATIONAL BANK (CR) | 15,586.22 | -4.03% € | EUROBANK ERGASIAS (CR) | 72,316,330 | -9.04% € |
| ALPHA BANK (CR) | 13,932.55 | -0.41% € | ALPHA BANK (CR) | 28,649,341 | -0.41% € |
| EUROBANK ERGASIAS (CR) | 13,488.12 | -9.04% € | NATIONAL BANK (CR) | 10,590,435 | -4.03% € |
| PIRAEUS BANK (CR) | 6,436.10 | -2.87% € | PIRAEUS BANK (CR) | 6,857,947 | -2.87% € |
| OPAP (CR) | 5,850.67 | -2.86% € | MARFIN INVESTMENT GROUP (CR) | 1,075,950 | -4.60% € |
| OTE (CR) | 5,401.95 | -2.00% € | BANK OF CYPRUS (CR) | 1,044,437 | 0.00% - |
| PPC (CR) | 2,469.34 | -2.58% € | ATTICA BANK S.A. (CR) | 712,527 | 0.00% - |
| JUMBO SA (CR) | 1,911.94 | -0.99% € | OPAP (CR) | 639,044 | -2.86% € |
| FOLLI FOLLIE (CR) | 1,632.94 | 0.19% # | OTE (CR) | 609,241 | -2.00% € |
| CC HBC AG (CR) | 1,442.70 | 0.87% # | PPC (CR) | 495,870 | -2.58% € |

Note: Stocks that are not included in the "Low Dispersion" and "Under Supervision" categories, and the transactions value is more than 10,000 €.

Derivatives Summary

| | Number of Trades | Volume | Open Interest |
|---------------------------------|------------------|---------------|----------------|
| Index Futures | 1,572 | 22,865 | 55,862 |
| FTSE/Athex Large Cap | 1,572 | 22,865 | 55,862 |
| Stock Futures | 2,058 | 22,750 | 196,452 |
| ALPHA BANK (CR) | 259 | 6,837 | 38,933 |
| CC HBC AG (CR) | 12 | 16 | 216 |
| CORINTH PIPEWORKS SA (CR) | 2 | 2 | 489 |
| ELLAKTOR (CR) | 43 | 140 | 1,558 |
| EUROBANK ERGASIAS (CR) | 113 | 5,494 | 52,184 |
| EYDAP S.A. (CR) | 13 | 22 | 139 |
| FOLLI FOLLIE (CR) | 21 | 33 | 181 |
| FRIGOGLASS SA (CR) | 0 | 0 | 457 |
| GEK TERNA (CR) | 16 | 74 | 7,111 |
| GRIVALIA PROPERTIES (CR) | 9 | 30 | 196 |
| HELLENIC EXCHANGES-A.S.E. (CR) | 50 | 91 | 1,501 |
| HELLENIC PETROLEUM (CR) | 44 | 112 | 3,794 |
| INTRALOT (CR) | 6 | 26 | 481 |
| JUMBO SA (CR) | 67 | 119 | 827 |
| MARFIN INVESTMENT GROUP (CR) | 16 | 321 | 25,836 |
| METKA (CR) | 22 | 44 | 369 |
| MOTOR OIL (CR) | 29 | 50 | 397 |
| MYTILINEOS HOLDINGS (CR) | 59 | 191 | 4,529 |
| NATIONAL BANK (CR) | 338 | 4,690 | 23,228 |
| OPAP (CR) | 155 | 587 | 2,123 |
| OTE (CR) | 262 | 928 | 5,477 |
| P.P.A. S.A. (CR) | 10 | 21 | 293 |
| PIRAEUS BANK (CR) | 167 | 1,712 | 17,865 |
| PPC (CR) | 293 | 1,111 | 4,667 |
| SIDENOR (CR) | 3 | 3 | 825 |
| TERNA ENERGY (CR) | 12 | 23 | 1,753 |
| TITAN CEMENT (CR) | 33 | 63 | 559 |
| VIOHALCO SA/NV (CB) | 4 | 10 | 464 |
| Index Options | 41 | 1,216 | 8,995 |
| FTSE/Athex Large Cap | 41 | 1,216 | 8,995 |
| Stock Options | 0 | 0 | 803 |
| ALPHA BANK (CR) | 0 | 0 | 0 |
| NATIONAL BANK (CR) | 0 | 0 | 522 |
| OPAP (CR) | 0 | 0 | 0 |
| OTE (CR) | 0 | 0 | 197 |
| PIRAEUS BANK (CR) | 0 | 0 | 0 |
| PPC (CR) | 0 | 0 | 84 |
| Total Derivatives Traded | 3,671 | 46,831 | 262,112 |

Daily Official List

Year: 136 Trading Day No: 9

Section 2: Analytic Figures of Shares Transactions

Thursday, 15 January, 2015

| Number of Outstanding Securities | Nominal Value | Dividends [1] | | | Date of Last Coupon | | Note | Shares | Closing price | % change | Previous closing price/date | Open price | Price min | Price max | Last price | Avg price | Last Bid [7] | Last Ask [7] | P/E after | Year | Volume | Trades | Transactions Value | Company Mkt Value (thou. €) | Year low | Year high | Sector [4] |
|----------------------------------|---------------|---------------|------|------|---------------------|------------|------|--------------------------------|---------------|----------|-----------------------------|------------|-----------|-----------|------------|-----------|--------------|--------------|-----------|------|--------|--------|--------------------|-----------------------------|----------|-----------|------------|
| | | 2012 | 2013 | 2014 | Dividend [2] | Right | | | | | | | | | | | | | | | | | | | | | |
| 1,540,000 | 0.600 | --- | --- | --- | 08/08/1994 | 19/09/2000 | 5058 | J.BOUTARIS & SON HOLD. (PB) | 0.006 | --- | 0.006 | 14/01/2015 | --- | --- | --- | --- | --- | --- | --- | 2013 | --- | --- | --- | 890.53 | 0.006 | 0.006 | 3535 |
| 25,179,640 | 0.600 | --- | --- | --- | 08/08/1994 | 19/09/2000 | 5057 | J.BOUTARIS & SON HOLD. SA (CB) | 0.035 | --- | 0.035 | 14/01/2015 | 0.035 | 0.035 | 0.035 | 0.035 | --- | --- | --- | 2013 | 1,600 | 2 | 56.00 | 890.53 | 0.033 | 0.035 | 3535 |
| 7,125,216 | 0.650 | --- | --- | --- | 01/07/2005 | 14/12/1999 | 4955 | KRE.KA SA (CR) | 0.171 | --- | 0.171 | 14/01/2015 | --- | --- | --- | --- | --- | --- | --- | 2013 | --- | --- | --- | 1,218.41 | 0.144 | 0.225 | 3573 |
| 51,081,030 | 1.00 | --- | --- | --- | 20/08/2007 | 03/09/2007 | 4912 | LAVIPHARM SA (CR) | 0.103 | -6.36 | 0.110 | 14/01/2015 | 0.110 | 0.089 | 0.130 | 0.130 | --- | --- | --- | 2013 | 26,922 | 10 | 2,777.11 | 5,261.35 | 0.089 | 0.137 | 4577 |
| 4,178,856 | 1.58 | --- | --- | --- | 21/07/2011 | 28/07/2004 | 4983 | MEDICON S.A (CR) | 0.397 | --- | 0.397 | 14/01/2015 | --- | --- | --- | --- | --- | --- | 16.37 | 2013 | --- | --- | --- | 1,659.01 | 0.397 | 0.397 | 4535 |
| 255,459,600 | 0.300 | --- | --- | --- | 26/06/2000 | 03/12/2010 | 4833 | NEL SA (CR) | 0.014 | -12.50 | 0.016 | 14/01/2015 | 0.014 | 0.014 | 0.014 | 0.014 | --- | --- | --- | 2013 | 100 | 3 | 1.40 | 3,576.43 | 0.014 | 0.023 | 5759 |
| 20,231,328 | 0.600 | --- | --- | --- | 15/07/2008 | 25/06/2004 | 4879 | NIKAS SA (CR) | 0.120 | --- | 0.120 | 14/01/2015 | --- | --- | --- | --- | --- | --- | --- | 2013 | --- | --- | --- | 2,427.76 | 0.120 | 0.120 | 3577 |
| 63,697,153 | 1.34 | --- | --- | --- | 08/07/2008 | 10/11/2008 | 5081 | NIREFS SA (CR) | 0.094 | -4.08 | 0.098 | 14/01/2015 | 0.092 | 0.092 | 0.096 | 0.096 | --- | --- | --- | 2013 | 580 | 4 | 54.56 | 5,987.53 | 0.082 | 0.099 | 3573 |
| 14,967,940 | 0.500 | --- | --- | --- | 21/05/2008 | 04/01/2008 | 4956 | PASAL DEVELOPMENT S.A. (CR) | 0.090 | --- | 0.090 | 14/01/2015 | --- | --- | --- | --- | --- | --- | --- | 2013 | --- | --- | --- | 1,347.11 | 0.081 | 0.101 | 8633 |
| 18,750,000 | 0.300 | --- | --- | --- | 02/07/2001 | 31/12/2012 | 4985 | PEGASUS PUBLISHING S.A. (CR) | 0.057 | --- | 0.057 | 14/01/2015 | --- | --- | --- | --- | --- | --- | --- | 2013 | --- | --- | --- | 1,068.75 | 0.057 | 0.057 | 5557 |
| 24,319,250 | 0.300 | --- | --- | --- | 09/07/2002 | 04/07/2007 | 5054 | PROODEFTIKH SA (CR) | 0.071 | --- | 0.071 | 14/01/2015 | --- | --- | --- | --- | --- | --- | --- | 2013 | --- | --- | --- | 1,726.67 | 0.064 | 0.083 | 2357 |
| 65,326,268 | 0.530 | --- | --- | --- | 04/07/2007 | 19/07/2006 | 4750 | SATO SA (CR) | 0.115 | --- | 0.115 | 14/01/2015 | --- | --- | --- | --- | --- | --- | --- | 2013 | --- | --- | --- | 7,512.52 | 0.096 | 0.115 | 3726 |
| 36,235,184 | 1.00 | --- | --- | --- | 01/07/2008 | 30/07/2012 | 4961 | SELONDA AQUACULTURE SA (CR) | 0.093 | --- | 0.093 | 14/01/2015 | --- | --- | --- | --- | --- | --- | --- | 2013 | --- | --- | --- | 3,369.87 | 0.070 | 0.093 | 3573 |
| 7,914,480 | 2.50 | --- | --- | --- | 23/06/2008 | 29/06/2011 | 4888 | SFAKIANAKIS SA (CR) | 2.30 | --- | 2.30 | 14/01/2015 | --- | --- | --- | --- | --- | --- | --- | 2013 | --- | --- | --- | 18,203.30 | 2.30 | 2.58 | 5379 |
| 10,000,000 | 1.35 | --- | --- | --- | 24/06/2008 | 10/05/2005 | 4887 | SIDMA SA (CR) | 0.312 | --- | 0.312 | 14/01/2015 | --- | --- | --- | --- | --- | --- | --- | 2013 | --- | --- | --- | 3,120.00 | 0.312 | 0.312 | 1757 |
| 29,060,950 | 0.340 | --- | --- | --- | 20/08/2007 | 24/10/2001 | 4884 | SPIDER METAL INDUSTRY SA (CR) | 0.008 | --- | 0.008 | 14/01/2015 | --- | --- | --- | --- | --- | --- | --- | 2013 | --- | --- | --- | 232.49 | 0.008 | 0.008 | 2757 |
| 100,793,000 | 0.300 | --- | --- | --- | 16/07/2009 | 05/08/2013 | 5008 | TELETIPOS SA (CR) | 0.056 | -20.00 | 0.070 | 14/01/2015 | 0.056 | 0.056 | 0.056 | 0.056 | --- | --- | --- | 2013 | 181 | 2 | 10.14 | 5,644.41 | 0.056 | 0.108 | 5553 |
| 3,229,566 | 0.320 | --- | --- | --- | 22/06/2005 | 23/09/1999 | 4629 | VARANGIS AVEPE S.A. (CR) | 0.520 | --- | 0.520 | 14/01/2015 | --- | --- | --- | --- | --- | --- | --- | 2013 | --- | --- | --- | 1,679.37 | 0.520 | 0.520 | 3726 |
| 16,383,428 | 0.300 | --- | --- | --- | 25/06/2002 | 21/06/2013 | 4997 | VARVARESSOS SA (CB) | 0.161 | --- | 0.161 | 14/01/2015 | --- | --- | --- | --- | --- | --- | 0.22 | 2013 | --- | --- | --- | 2,637.73 | 0.161 | 0.161 | 3763 |
| 13,191,620 | 0.620 | --- | --- | --- | 04/08/2010 | 09/09/2002 | 4977 | YALCO - CONSTANTINOU SA (CB) | 0.150 | --- | 0.150 | 14/01/2015 | --- | --- | --- | --- | --- | --- | --- | 2013 | --- | --- | --- | 1,978.74 | 0.120 | 0.150 | 3722 |

Under Deletion

| | | | | | | | | | | | | | | | | | | | | | | | | | | | |
|------------|-------|-----|-----|-----|------------|------------|------|------------------------|-------|-----|-------|------------|-----|-----|-----|-----|-----|-----|-----|------|-----|-----|-----|----------|-------|-------|------|
| 9,567,289 | 0.300 | --- | --- | --- | 01/07/2004 | 19/11/2007 | 5062 | MARAC ELECTRONICS (CR) | 0.298 | --- | 0.298 | 14/01/2015 | --- | --- | --- | --- | --- | --- | --- | 2013 | --- | --- | --- | 2,851.05 | 0.298 | 0.298 | 9578 |
| 40,946,303 | 0.360 | --- | --- | --- | 18/07/2005 | 27/11/2007 | 5053 | PC SYSTEMS SA (CR) | 0.080 | --- | 0.080 | 14/01/2015 | --- | --- | --- | --- | --- | --- | --- | 2013 | --- | --- | --- | 3,275.70 | 0.080 | 0.098 | 9533 |
| 766,000 | 1.50 | --- | --- | --- | 01/07/2004 | 11/12/2012 | 4937 | TRIA ALFA SA (CR) | 1.90 | --- | 1.90 | 14/01/2015 | --- | --- | --- | --- | --- | --- | --- | 2013 | --- | --- | --- | 1,786.15 | 1.90 | 2.29 | 3763 |
| 245,000 | 1.50 | --- | --- | --- | 19/07/2010 | 11/12/2012 | 4938 | TRIA ALFA SA (PR) | 1.35 | --- | 1.35 | 14/01/2015 | --- | --- | --- | --- | --- | --- | --- | 2013 | --- | --- | --- | 1,786.15 | 1.35 | 1.35 | 3763 |

Suspension Status

| | | | | | | | | | | | | | | | | | | | | | | | | | | | |
|---------------|-------|-----|-----|-----|------------|------------|------|-----------------------------|-------|-----|-------|------------|-----|-----|-----|-----|-----|-----|-----|-----|-----|-----|-----|------------|-------|-------|------|
| 5,000,000 | 0.400 | --- | --- | --- | 03/06/2009 | 01/09/2014 | 5079 | ALCO HELLAS SA (CR) | 0.307 | --- | 0.307 | 14/01/2015 | --- | --- | --- | --- | --- | --- | --- | --- | --- | --- | --- | 1,535.00 | 0.307 | 0.307 | 1753 |
| 5,025,000 | 0.300 | --- | --- | --- | 05/07/2005 | 14/03/2002 | 5023 | ALSINCO S.A (CR) | 0.043 | --- | 0.043 | 14/01/2015 | --- | --- | --- | --- | --- | --- | --- | --- | --- | --- | --- | 216.08 | 0.043 | 0.043 | 3763 |
| 1,750,955,549 | 0.600 | --- | --- | --- | 19/05/2008 | 08/12/2011 | 4911 | ATE (CR) | 0.155 | --- | 0.155 | 14/01/2015 | --- | --- | --- | --- | --- | --- | --- | --- | --- | --- | --- | 271,398.11 | 0.155 | 0.155 | 8355 |
| 21,382,067 | 0.300 | --- | --- | --- | 02/10/2006 | 15/02/2006 | 4628 | ATERMON (CR) | 0.120 | --- | 0.120 | 14/01/2015 | --- | --- | --- | --- | --- | --- | --- | --- | --- | --- | --- | 2,565.85 | 0.120 | 0.120 | 5555 |
| 105,423,498 | 0.510 | --- | --- | --- | 01/07/2004 | 28/12/2005 | 4920 | AVENIR S.A. (CR) | 0.046 | --- | 0.046 | 14/01/2015 | --- | --- | --- | --- | --- | --- | --- | --- | --- | --- | --- | 4,849.48 | 0.046 | 0.046 | 5752 |
| 33,930,000 | 0.300 | --- | --- | --- | 03/07/2006 | 30/05/2001 | 4865 | BABIS VOVOS SA (CR) | 0.304 | --- | 0.304 | 14/01/2015 | --- | --- | --- | --- | --- | --- | --- | --- | --- | --- | --- | 10,314.72 | 0.304 | 0.304 | 8633 |
| 20,121,710 | 1.21 | --- | --- | --- | 27/07/1992 | 12/03/2003 | 5002 | BALKAN R.E. (CR) | 0.190 | --- | 0.190 | 14/01/2015 | --- | --- | --- | --- | --- | --- | --- | --- | --- | --- | --- | 3,823.12 | 0.190 | 0.190 | 8633 |
| 21,920,570 | 0.300 | --- | --- | --- | 03/07/2007 | 13/12/1999 | 4702 | CARDASSILARIS SA (CR) | 0.140 | --- | 0.140 | 14/01/2015 | --- | --- | --- | --- | --- | --- | --- | --- | --- | --- | --- | 3,068.88 | 0.140 | 0.140 | 3577 |
| 54,547,634 | 0.500 | --- | --- | --- | 25/04/2005 | 21/01/2009 | 4860 | CH.TEGOPOULOS PUBL. SA (CR) | 0.038 | --- | 0.038 | 14/01/2015 | --- | --- | --- | --- | --- | --- | --- | --- | --- | --- | --- | 2,072.81 | 0.038 | 0.038 | 5557 |
| 30,159,583 | 0.470 | --- | --- | --- | 26/06/2008 | 29/12/2010 | 5047 | DIAS A/C (CR) | 0.050 | --- | 0.050 | 14/01/2015 | --- | --- | --- | --- | --- | --- | --- | --- | --- | --- | --- | 1,507.98 | 0.050 | 0.050 | 3573 |

| Number of Outstanding Securities | Nominal Value | Dividends [1] 2012 2013 2014 | Date of Last Coupon Dividend [2] Right | Note | Shares | Closing price | % change | Previous closing price/date | Open price | Price min | Price max | Last price | Avg price | Last Bid [7] | Last Ask [7] | P/E after | Year | Volume | Trades | Transactions Value | Company Mkt Value (thou. €) | Year low | Year high | Sector[4] | |
|--|------------------|---------------------------------------|--|------------|------------|-----------------------------|--------------------------------|--------------------------------|---------------|--------------|--------------|---------------|--------------|-----------------|--------------|--------------|------|--------|--------|-----------------------|--------------------------------|-------------|--------------|---------------|------|
| Suspension Status | | | | | | | | | | | | | | | | | | | | | | | | | |
| 7,847,611 | 1.20 | --- | --- | 01/08/2007 | 28/09/2011 | 4939 | EDRASIS - C. PSALLIDAS SA (CR) | 0.150 | --- | 0.150 | 14/01/2015 | --- | --- | --- | --- | --- | --- | --- | --- | --- | --- | 1,177.14 | 0.150 | 0.150 | 2357 |
| 5,750,000 | 0.300 | --- | --- | 12/12/2008 | 12/12/2011 | 4929 | ELECTRONIKI ATHINON SA (CR) | 0.480 | --- | 0.480 | 14/01/2015 | --- | --- | --- | --- | --- | --- | --- | --- | --- | --- | 2,760.00 | 0.480 | 0.480 | 5375 |
| 24,605,397 | 0.400 | --- | --- | 29/06/1995 | 27/05/2002 | 4651 | EMPORIKOS DESMOS SA (CR) | 0.080 | --- | 0.080 | 14/01/2015 | --- | --- | --- | --- | --- | --- | --- | --- | --- | --- | 2,134.04 | 0.080 | 0.080 | 3722 |
| 1,182,903 | 0.400 | --- | --- | 01/07/1996 | 27/05/2002 | 4652 | EMPORIKOS DESMOS SA (PR) | 0.140 | --- | 0.140 | 14/01/2015 | --- | --- | --- | --- | --- | --- | --- | --- | --- | --- | 2,134.04 | 0.140 | 0.140 | 3722 |
| 7,326,648 | 1.00 | --- | --- | 26/07/2006 | 24/07/2001 | 4921 | FINTEXPORT SA (CR) | 0.328 | --- | 0.328 | 14/01/2015 | --- | --- | --- | --- | --- | --- | --- | --- | --- | --- | 2,403.14 | 0.328 | 0.328 | 3763 |
| 13,692,227 | 1.47 | --- | --- | 07/07/2006 | 08/10/1999 | 5049 | HELLENIC FABRICS SA (CR) | 0.117 | --- | 0.117 | 14/01/2015 | --- | --- | --- | --- | --- | --- | --- | --- | --- | --- | 1,601.99 | 0.117 | 0.117 | 3763 |
| 24,619,524 | 0.500 | --- | --- | 10/10/1986 | 30/12/2002 | 4914 | KERAMIA-ALLATINI (CR) | 0.088 | --- | 0.088 | 14/01/2015 | --- | --- | --- | --- | --- | --- | --- | --- | --- | --- | 2,166.52 | 0.088 | 0.088 | 8633 |
| 7,840,373 | 1.20 | --- | --- | 18/07/2002 | 05/03/2003 | 4765 | KLONATEX SA (PR) | 0.080 | --- | 0.080 | 14/01/2015 | --- | --- | --- | --- | --- | --- | --- | --- | --- | --- | 1,453.75 | 0.080 | 0.080 | 3763 |
| 20,663,047 | 1.20 | --- | --- | 21/08/2000 | 05/03/2003 | 4764 | KLONATEX SA (CR) | 0.040 | --- | 0.040 | 14/01/2015 | --- | --- | --- | --- | --- | --- | --- | --- | --- | --- | 1,453.75 | 0.040 | 0.040 | 3763 |
| 17,544,600 | 0.600 | --- | --- | 03/07/2000 | 01/08/2000 | 4868 | KOYMBAS SYNERGY GROUP (CR) | 0.132 | --- | 0.132 | 14/01/2015 | --- | --- | --- | --- | --- | --- | --- | --- | --- | --- | 2,315.89 | 0.132 | 0.132 | 8775 |
| 15,015,000 | 1.60 | --- | --- | 01/07/2002 | 02/02/2000 | 4603 | MAXIM C.M. PERTSINIDIS SA (CB) | 0.100 | --- | 0.100 | 14/01/2015 | --- | --- | --- | --- | --- | --- | --- | --- | --- | --- | 1,501.50 | 0.100 | 0.100 | 3763 |
| 66,937,526 | 0.700 | --- | --- | 13/08/2010 | 21/05/2003 | 5003 | MICHANIKI SA (CR) | 0.100 | --- | 0.100 | 14/01/2015 | --- | --- | --- | --- | --- | --- | --- | --- | --- | --- | 9,186.78 | 0.100 | 0.100 | 2357 |
| 25,968,987 | 0.700 | --- | --- | 13/08/2010 | 21/05/2003 | 5004 | MICHANIKI SA (PR) | 0.096 | --- | 0.096 | 14/01/2015 | --- | --- | --- | --- | --- | --- | --- | --- | --- | --- | 9,186.78 | 0.096 | 0.096 | 2357 |
| 13,555,100 | 1.00 | --- | --- | 08/07/2005 | 4576 | MICROLAND COMPUTERS SA (CR) | 0.640 | --- | 0.640 | 14/01/2015 | --- | --- | --- | --- | --- | --- | --- | --- | --- | --- | --- | 8,675.26 | 0.640 | 0.640 | 5379 |
| 23,463,874 | 0.800 | --- | --- | 23/05/2003 | 21/12/1999 | 4918 | NEORION SA (CR) | 0.125 | --- | 0.125 | 14/01/2015 | --- | --- | --- | --- | --- | --- | --- | --- | --- | --- | 2,932.98 | 0.125 | 0.125 | 2753 |
| 42,501,273 | 0.300 | --- | --- | 26/06/2007 | 10/08/2009 | 4993 | NUTRIART (CR) | 0.049 | --- | 0.049 | 14/01/2015 | --- | --- | --- | --- | --- | --- | --- | --- | --- | --- | 2,082.56 | 0.049 | 0.049 | 3577 |
| 20,210,127 | 1.53 | --- | --- | 27/06/1997 | 20/03/2000 | 5061 | PARNASSOS ENTERP. (CR) | 0.070 | --- | 0.070 | 14/01/2015 | --- | --- | --- | --- | --- | --- | --- | --- | --- | --- | 1,414.71 | 0.070 | 0.070 | 8775 |
| 25,583,146 | 0.300 | --- | --- | 25/06/2001 | 03/12/2008 | 4723 | PETZETAKIS SA (CR) | 0.260 | --- | 0.260 | 14/01/2015 | --- | --- | --- | --- | --- | --- | --- | --- | --- | --- | 6,651.62 | 0.260 | 0.260 | 1357 |
| 9,550,386 | 0.500 | --- | --- | 01/07/1997 | 12/06/2008 | 4626 | PRAXITELIO SA (CR) | 0.390 | --- | 0.390 | 14/01/2015 | --- | --- | --- | --- | --- | --- | --- | --- | --- | --- | 4,430.09 | 0.390 | 0.390 | 4533 |
| 1,306,368 | 0.500 | --- | --- | 01/07/1997 | 12/06/2008 | 4627 | PRAXITELIO SA (PR) | 0.540 | --- | 0.540 | 14/01/2015 | --- | --- | --- | --- | --- | --- | --- | --- | --- | --- | 4,430.09 | 0.540 | 0.540 | 4533 |
| 62,683,822 | 0.300 | --- | --- | 27/05/2008 | 09/01/2006 | 4830 | PROTON BANK S.A. (CR) | 0.180 | --- | 0.180 | 14/01/2015 | --- | --- | --- | --- | --- | --- | --- | --- | --- | --- | 11,283.09 | 0.180 | 0.180 | 8355 |
| 51,334,286 | 0.320 | --- | --- | 03/07/2000 | 18/12/2007 | 4548 | SAOS (CR) | 0.780 | --- | 0.780 | 14/01/2015 | --- | --- | --- | --- | --- | --- | --- | --- | --- | --- | 40,040.74 | 0.780 | 0.780 | 2773 |
| 26,408,040 | 0.300 | --- | --- | 01/07/1997 | 26/05/1999 | 4464 | SHEET STEEL SA (CR) | 0.120 | --- | 0.120 | 14/01/2015 | --- | --- | --- | --- | --- | --- | --- | --- | --- | --- | 3,168.96 | 0.120 | 0.120 | 1757 |
| 60,221,300 | 0.400 | --- | --- | 01/07/2002 | 01/11/2010 | 5022 | SHELMAN SA (CR) | 0.080 | --- | 0.080 | 14/01/2015 | --- | --- | --- | --- | --- | --- | --- | --- | --- | --- | 4,817.70 | 0.080 | 0.080 | 2353 |
| 26,262,660 | 0.900 | --- | --- | 01/07/2008 | 24/02/2011 | 4954 | SPRIDER STORES (CR) | 0.031 | --- | 0.031 | 14/01/2015 | --- | --- | --- | --- | --- | --- | --- | --- | --- | --- | 814.14 | 0.031 | 0.031 | 5371 |
| 144,688,060 | 0.600 | --- | --- | 21/04/2008 | 10/03/2010 | 4982 | T BANK (CR) | 0.048 | --- | 0.048 | 14/01/2015 | --- | --- | --- | --- | --- | --- | --- | --- | --- | --- | 6,945.03 | 0.048 | 0.048 | 8355 |
| 6,523,780 | 0.530 | --- | --- | 01/07/2002 | 06/03/2001 | 4971 | TECHNICAL PUBLICATIONS SA (CR) | 0.006 | --- | 0.006 | 14/01/2015 | --- | --- | --- | --- | --- | --- | --- | --- | --- | --- | 39.14 | 0.006 | 0.006 | 5557 |
| 13,920,000 | 0.320 | --- | --- | 19/11/2001 | 01/08/2000 | 4726 | TEXAPRET SA (CR) | 0.080 | --- | 0.080 | 14/01/2015 | --- | --- | --- | --- | --- | --- | --- | --- | --- | --- | 1,113.60 | 0.080 | 0.080 | 3763 |
| 510,840 | 1.00 | --- | --- | 15/07/2008 | 21/11/2013 | 5036 | TROPEA HOLDING (CR) | 2.00 | --- | 2.00 | 14/01/2015 | --- | --- | --- | --- | --- | --- | --- | --- | --- | --- | 1,021.68 | 2.00 | 2.00 | 3722 |
| 284,465,964 | 3.70 | --- | --- | 20/06/2008 | 15/06/2009 | 4913 | TT HELLENIC POSTBANK (CR) | 0.168 | --- | 0.168 | 14/01/2015 | --- | --- | --- | --- | --- | --- | --- | --- | --- | --- | 47,790.28 | 0.168 | 0.168 | 8355 |
| 89,616,200 | 0.300 | --- | --- | 21/08/2000 | 28/06/2007 | 4616 | UNITED TEXTILES (CR) | 0.050 | --- | 0.050 | 14/01/2015 | --- | --- | --- | --- | --- | --- | --- | --- | --- | --- | 4,480.81 | 0.050 | 0.050 | 3763 |
| 71,683,906 | 0.400 | --- | --- | 15/06/2005 | 05/02/2008 | 4953 | XATZIOANNOU (CR) | 0.026 | --- | 0.026 | 14/01/2015 | --- | --- | --- | --- | --- | --- | --- | --- | --- | --- | 1,863.78 | 0.026 | 0.026 | 3763 |

Shares' Notes

| Code | Note text |
|------|---|
| () | - Adjusted dividends. |
| * | - Last adjusted closing price. |
| [1] | - Net dividends. |
| [2] | - The "Date of Last Coupon" for New listings refers to the date company's stocks started to trade in Athex |
| [3] | - The Company Market Value is referred to the number of outstanding shares |
| [4] | - Sectors codification can be found in Appendix A |
| [5] | - The Market Value refers to the total number of shares listed (including their several classes) in the exchange by the company. |
| [6] | - P/E greater than 100 |
| [7] | - Last view of the Order Book before the end of the trading session |
| 4446 | - Transfer to the "Under Supervision" Category as of 20/10/2008. |
| 4447 | - Transfer to the "Under Supervision" Category as of 21/10/2008. |
| 4464 | - Suspension of trading as of 1/12/2008. |
| 4548 | - Suspension of trading as of 1/4/2009. |
| 4576 | - Suspension of trading as of 14/7/2009. |
| 4603 | - Suspension of trading as of 1/12/2009. |
| 4616 | - Suspension of trading as of 25/2/2010. |
| 4626 | - Suspension of trading as of 1/4/2010. |
| 4627 | - Suspension of trading as of 1/4/2010. |
| 4628 | - Suspension of trading as of 1/4/2010. |
| 4629 | - Transfer to the Under Supervision Category as of 12/4/2010. |
| 4651 | - Suspension of trading as of 1/6/2010. |
| 4652 | - Suspension of trading as of 1/6/2010. |
| 4690 | - Transfer to Surveillance category as of 4/4/2006. |
| 4702 | - Suspension of trading as of 1/12/2010. |
| 4723 | - Suspension of trading as of 31/1/2011. |
| 4726 | - Suspension of trading as of 1/3/2011. |
| 4750 | - Transfer to the "Under Surveillance Category" from 8/4/2011. |
| 4764 | - Suspension of trading as of 20/5/2011. |
| 4765 | - Suspension of trading as of 20/5/2011. |
| 4795 | - The final gross (pre-tax) dividend is € 0.30 per share and subject to withholding tax on the full dividend amount, i.e. 0,45 per share, for those shareholders liable to withholding tax, in accordance with the applicable tax law provisions. |
| 4814 | - Transfer to the Low Dispersion Category as of 30/5/2011. |
| 4815 | - Transfer to the Low Dispersion Category as of 30/5/2011. |
| 4816 | - Transfer to the Low Dispersion Category as of 30/5/2011. |
| 4817 | - Transfer to the Low Dispersion Category as of 30/5/2011. |
| 4820 | - Transfer to the Low Dispersion category as of 18/4/2008. |
| 4822 | - Transfer to the Low Dispersion category as of 30/5/2011. |
| 4823 | - Transfer to the Low Dispersion category as of 4/4/2006. |
| 4827 | - Transfer to the Low Dispersion category as of 5/5/2010. |
| 4830 | - Suspension of trading as of 10/10/2011. |
| 4833 | - Transfer to Surveillance category from 6/5/2010. |
| 4844 | - Transfer to the Surveillance category from 8/4/2011. |
| 4847 | - Transfer to the Surveillance Category as of 3/7/2009. |
| 4857 | - The 793,906,274 new (CR) shares, resulting from the recent share capital increase through a rights issue, are not yet admitted to trading on the ATHEX. |
| 4860 | - Suspension of trading as of 30/3/2012. |
| 4865 | - Suspension of trading as of 2/4/2012. |
| 4868 | - Suspension of trading as of 2/4/2012. |
| 4879 | - Transfer to the Surveillance Category as of 10/4/2012. |
| 4881 | - Transfer to the Surveillance Category as of 10/4/2012. |
| 4882 | - Transfer to the Surveillance Category as of 10/4/2012. |
| 4884 | - Transfer to the Surveillance Category as of 10/4/2012. |
| 4885 | - Transfer to the Surveillance Category as of 10/4/2012. |

Shares' Notes

| Code | Note text |
|------|--|
| 4886 | - Transfer to the Surveillance Category as of 10/4/2012. |
| 4887 | - Transfer to the Surveillance Category as of 10/4/2012. |
| 4888 | - Transfer to the Surveillance Category as of 10/4/2012. |
| 4911 | - Lift of suspension from 30/7/2012. |
| 4912 | - Transfer to the Surveillance Category as of 31/7/2012. |
| 4913 | - Suspension of trading as of 30/8/2012. |
| 4914 | - Suspension of trading as of 31/8/2012. |
| 4918 | - Suspension of trading as of 31/8/2012. |
| 4920 | - Suspension of trading as of 31/8/2012. |
| 4921 | - Suspension of trading as of 31/8/2012. |
| 4929 | - Suspension of trading as of 1/10/2012. |
| 4937 | - Transfer to the UNDER DELETION category as of 30/11/2012. |
| 4938 | - Transfer to the UNDER DELETION category as of 30/11/2012. |
| 4939 | - Suspension of trading as of 30/11/2012. |
| 4953 | - Suspension of trading as of 2/4/2013. |
| 4954 | - Suspension of trading as of 2/4/2013. |
| 4955 | - Transfer to the Surveillance Category as from 5/4/2013. |
| 4956 | - Transfer to the Surveillance Category as from 5/4/2013. |
| 4957 | - Transfer to the Surveillance Category as from 5/4/2013. |
| 4958 | - Transfer to the Surveillance Category as from 5/4/2013. |
| 4959 | - Transfer to the Surveillance Category as from 5/4/2013. |
| 4960 | - Transfer to the Surveillance Category as from 5/4/2013. |
| 4961 | - Transfer to the Surveillance Category as from 5/4/2013. |
| 4971 | - Suspension of trading as of 3/6/2013. |
| 4977 | - Transfer to the "Under Surveillance Category" from 11/6/2013. |
| 4978 | - Transfer to the Under Supervision Category as of 11/6/2013. |
| 4982 | - Suspension of trading as of 1/12/2011. |
| 4983 | - Transfer to the Surveillance Category as of 5/4/2013. |
| 4985 | - Transfer to the "Under Surveillance Category" from 8/4/2011. |
| 4993 | - Suspension of trading as of 21/6/2013 (15:18). |
| 4997 | - Transfer to the Under Supervision Category as of 21/12/2009. - The 6,870,053 new (CB) shares, resulting from the recent share capital increase through a rights issue, are not yet admitted to trading on the ATHEX. |
| 5002 | - Suspension of trading as of 30/08/2013. |
| 5003 | - Suspension of trading as of 30/08/2013. |
| 5004 | - Suspension of trading as of 30/08/2013. |
| 5007 | - Transfer to the Surveillance category, as of 11/10/2013. |
| 5008 | - Transfer to the Surveillance Category from 8/4/2011. |
| 5022 | - Suspension of trading as of 2/12/2013. |
| 5023 | - Suspension of trading as of 2/12/2013. |
| 5031 | - The 612,300 new (CR) shares, resulting from the recent share capital increase through a rights issue, are not yet admitted to trading on the ATHEX. |
| 5033 | - Transfer to the Surveillance Category as of 25/11/2011. The 97,144,575 new (CR) shares, resulting from the recent share capital increase through a rights issue, are not yet admitted to trading on the ATHEX. |
| 5036 | - The company's share is under suspension of trading as of 2/4/2012. During suspension, the company proceeded and concluded a share reverse split, according to which - after the conclusion of the corporate action - the total number of the company's shares, as well as, the last closing price of 30/03/2012 were adjusted. |
| 5046 | - Transfer to the Low Dispersion category as of 8/4/2011. |
| 5047 | - Suspension of trading as of 27/3/2014. |
| 5049 | - Under suspension of trading as of 1/4/2014. |
| 5053 | - Transfer to the UNDER DELETION category as of 10/4/2014. |
| 5054 | - Transfer to the Surveillance Category as of 10/4/2014. |
| 5055 | - Transfer to the Surveillance Category as of 10/4/2014. |
| 5056 | - Transfer to the Under Supervision Category as of 14/4/2014. |
| 5057 | - Transfer to the Surveillance Category as of 29/12/2011. |
| 5058 | - Transfer to the Surveillance Category as of 29/12/2011. |
| 5059 | - Transfer to the Low Dispersion category as of 2/6/2014. |

Shares' Notes

| Code | Note text |
|------|--|
| 5061 | - Suspension of trading as of 2/6/2014. |
| 5062 | - Transfer to the UNDER DELETION category as of 4/6/2014. |
| 5069 | - Suspension of trading as of 1/10/2014. |
| 5073 | - The 90,000 new (CR) shares, resulting from the recent share capital increase through a rights issue, are not yet admitted to trading on the ATHEX. |
| 5075 | - Transfer to the "Low Dispersion" Category as of 31/10/2014. |
| 5079 | - Suspension of trading from 1/12/2014. |
| 5080 | - Suspension of trading as of 6/9/2011. |
| 5081 | - Transfer to the Surveillance category, as of 19/12/2014. |

Securities Blocks Details

| Securities | Block Volume | Price | Block Trade Value | Time of approval | Note |
|--------------------------|--------------|-------|-------------------|------------------|------|
| ALPHA BANK (CR) | 2,000,000 | 0.489 | 978,000.00 | 10:59:40 | 20 |
| ALPHA BANK (CR) | 6,000,000 | 0.489 | 2,934,000.00 | 11:16:52 | 20 |
| ALPHA BANK (CR) | 1,000,000 | 0.489 | 489,000.00 | 11:20:04 | 20 |
| ALPHA BANK (CR) | 1,150,000 | 0.476 | 547,400.00 | 13:12:42 | 20 |
| GRIVALIA PROPERTIES (CR) | 49,426 | 7.42 | 366,740.92 | 13:23:46 | 20 |
| EUROBANK ERGASIAS (CR) | 2,500,000 | 0.189 | 472,500.00 | 13:57:11 | 20 |
| ALPHA BANK (CR) | 2,000,000 | 0.489 | 978,000.00 | 14:34:23 | 20 |
| PIRAEUS BANK (CR) | 500,000 | 0.931 | 465,500.00 | 15:35:10 | 20 |
| ALPHA BANK (CR) | 351 | 0.489 | 171.64 | 15:45:36 | 18 |
| ALPHA BANK (CR) | 2,000,000 | 0.489 | 978,000.00 | 16:27:32 | 20 |
| EUROBANK ERGASIAS (CR) | 8,669,893 | 0.186 | 1,608,265.15 | 16:29:30 | 20 |
| PIRAEUS BANK (CR) | 500,000 | 0.939 | 469,500.00 | 16:32:34 | 20 |
| METKA (CR) | 100,000 | 8.80 | 880,000.00 | 17:04:09 | 20 |
| ALPHA BANK (CR) | 1,004,073 | 0.483 | 484,967.26 | 17:11:48 | 20 |
| EUROBANK ERGASIAS (CR) | 2,219,555 | 0.181 | 401,739.46 | 17:16:26 | 20 |

Blocks Notes

| | |
|---|-------------------------------|
| 2 - SPOT 1 or SPOT 2 Packet | 11 - Total Assets > 500 bil |
| 3 - Block with Short Selling | 12 - Sell Offer through Athex |
| 4 - Buy to Close Block | 13 - Forced Sale of NMOE |
| 6 - Simultaneous Constitution | 14 - Restoration Packet |
| 7 - Repurchase Agreement | 15 - Market Maker Packet |
| 8 - Dispersion's Achievement (Not Listed) | 16 - Short Selling |
| 9 - Dispersion's Achievement (Listed) | 18 - SPOT 1 Packet |
| 10 - Share Capital Majority of Greek State (> 50 bil) | 20 - Method 6-1 Packet |

Shares Rights Details

| Occured date | Exercise from | Exercise until | Trading until | Rights | Price min | Price max | Closing price | Last Bid | Last Ask | Volume | Trades | Transactions Value |
|--------------|---------------|----------------|---------------|--------|-----------|-----------|---------------|----------|----------|--------|--------|--------------------|
|--------------|---------------|----------------|---------------|--------|-----------|-----------|---------------|----------|----------|--------|--------|--------------------|

No Rights Transactions.

Shares Forced Sales

| Securities | Transaction s Volume | Number of Trades | Transactions Value | Note |
|--------------------------------|-------------------------|---------------------|-----------------------|------|
| No Forced Transactions. | | | | |

Forced Sales Notes

- 1 - Normal Forced Sale.
- 2 - Forced Sales of Fixed Registered Shares.
- 3 - Forced Sales of Remaining Stock Fractions.

Forced Sales Registered Shares

| Securities | Start Date | End Date | Initial Volume | Remaining Volume | Date | Avg price (day) | Avg price (period) | Number of Trades | Transactions Volume | Transactions Value |
|------------|------------|----------|----------------|------------------|------|-----------------|--------------------|------------------|---------------------|--------------------|
|------------|------------|----------|----------------|------------------|------|-----------------|--------------------|------------------|---------------------|--------------------|

No Fixed Registered Shares Forced Sales.

Forced Sales Notes

According to Decision 1/380/04.05.2008 of the Hellenic Republic Capital Market Commission, the certificated registered shares that have not been deposited to the issuer for dematerialisation, will be auctioned in the Athens Exchange by the supervising issuer. Forced sales procedure is held according to Article 99A of the Athens Exchange Rulebook. The average price of the period is calculated by dividing the Total transactions value by the Total volume and includes all the transactions made until the current date.

Exchange Traded Funds (ETFs) Characteristics

| | Transactions Date (T) | Creation / Redemption | Units (T-1) | New Units (T-1) | Redemption Units (T-1) | Units (T) [1] | Fund Assets [2] | Net Unit Price | Dividend per | Dividend Date |
|--------------------------------|-----------------------|-----------------------|-------------|-----------------|------------------------|---------------|-----------------|----------------|--------------|---------------|
| NBGAM ETF ΓΔ Χ.Α. | 15/01/2015 | 25,000 | 294,878 | --- | --- | 294,878 | 2,693,631.00 | 9.1347 | --- | 27/10/2011 |
| ALPHA ETF FTSE Athex Large Cap | 15/01/2015 | 50,000 | 5,848,618 | --- | --- | 5,848,618 | 15,569,600.00 | 2.6621 | 0.05 | 01/07/2013 |
| NBGAM ETF GREECE & TURKEY 30 | 15/01/2015 | 25,000 | 388,550 | --- | --- | 388,550 | 3,310,337.00 | 8.5197 | --- | 27/10/2011 |

ETFs Notes

[1] - Units (T) = Units (T-1) + New Units (T-1) - Redemption Units (T-1)

[2] - The Creation / Redemption Units of T-1 are included.

Corporate Bonds

| Num Listed Bonds | Nominal price | Issue price | Today's Rate | Exp. Date | Duration (years) | Note | Coupon attached | | Trading | Corporate Bonds | Price min | Price max | Closing price | Previous closing | | Volume | Transactions Value | Last order | | | ear min | Year max |
|------------------|---------------|-------------|--------------|------------|------------------|------|-----------------|-----------|---------|--|-----------|-----------|---------------|------------------|------------|--------|--------------------|------------|------|------------|---------|----------|
| | | | | | | | Common | Preferred | | | | | | price/date | Price | | | Buy / Sell | Date | | | |
| 4,122,910 | 4.77 | 4.77 | 5.00 | 19/03/2015 | 5 | --- | 20 | --- | 1 | MARFIN INVESTMENT GROUP S.A. (Conver to CR shar) | --- | --- | --- | 90.0000 | 12/01/2015 | --- | --- | 81.0000 | B | 28/11/2014 | 90.0000 | 90.0000 |
| 1,794,284 | 12.49 | 9.77 | 5.05 | 12/07/2015 | 8 | --- | --- | --- | 1 | NIREUS S.A. (Convertible to CR shares) | --- | --- | --- | 12.0000 | 29/01/2014 | --- | --- | 11.0000 | B | 17/11/2014 | 12.0000 | 12.0000 |
| 212,801,311 | 1.00 | 1.00 | 6.30 | 29/07/2020 | 7 | --- | 6 | --- | 1 | MARFIN INVESTMENT GROUP S.A. SERIES B (BOND) | --- | --- | --- | 0.8500 | 23/08/2013 | --- | --- | 1.0000 | B | 28/11/2014 | 0.8500 | 0.8500 |
| 163,991,598 | 1.00 | 1.00 | 7.00 | 29/07/2019 | 6 | --- | 6 | --- | 1 | MARFIN INVESTMENT GROUP S.A. SERIES A (BOND) | --- | --- | --- | 1.0000 | 23/08/2013 | --- | --- | 1.0000 | B | 28/11/2014 | 1.0000 | 1.0000 |

Corporate Bonds Notes

Transactions Volume = (Pieces) * (Nominal Price). Transactions Value = (Pieces) * (Nominal Price) * (price %) + (Accrued interest).

The price of a Bond is stated as a percentage (%) of Bond's Nominal Price.

Nominal Price in Euros (€), except if it is noted differently.

Government Bonds

| Number Listed Bonds | Nominal price | Today's Rate | Accrued Interest Calc | Exp. Date [1] | Duration (years) | Note | Coupons Date | Curr. coupon value | Trading Unit | Government Bonds | Price min | Price max | Closing price | Previous closing price/date | Volume | Transactions Value | Price | Last order Buy / Sell | Date |
|---------------------|---------------|--------------|-----------------------|---------------|------------------|------|---------------|--------------------|--------------|--------------------------------|-----------|-----------|---------------|-----------------------------|--------|--------------------|-------|-----------------------|------|
| 2,658,781,973 | 1.00 | 4.30 | Actual/Actual | 24/02/2023 | 11 | --- | 24/02 | 4.30 | 1 | GGB-FXD-240223-11Y-2.000-1.00 | --- | --- | --- | --- | --- | --- | --- | --- | --- |
| 2,658,781,973 | 1.00 | 4.30 | Actual/Actual | 24/02/2024 | 12 | --- | 24/02 | 4.30 | 1 | GGB-FXD-240224-12Y-2.000-1.00 | --- | --- | --- | --- | --- | --- | --- | --- | --- |
| 2,658,781,973 | 1.00 | 4.30 | Actual/Actual | 24/02/2025 | 13 | --- | 24/02 | 4.30 | 1 | GGB-FXD-240225-13Y-2.000-1.00 | --- | --- | --- | --- | --- | --- | --- | --- | --- |
| 2,658,781,973 | 1.00 | 4.30 | Actual/Actual | 24/02/2026 | 14 | --- | 24/02 | 4.30 | 1 | GGB-FXD-240226-14Y-2.000-1.00 | --- | --- | --- | --- | --- | --- | --- | --- | --- |
| 2,658,781,973 | 1.00 | 4.30 | Actual/Actual | 24/02/2027 | 15 | --- | 24/02 | 4.30 | 1 | GGB-FXD-240227-15Y-2.000-1.00 | --- | --- | --- | --- | --- | --- | --- | --- | --- |
| 2,836,034,104 | 1.00 | 4.30 | Actual/Actual | 24/02/2028 | 16 | --- | 24/02 | 4.30 | 1 | GGB-FXD-240228-16Y-2.000-1.00 | --- | --- | --- | --- | --- | --- | --- | --- | --- |
| 2,836,034,104 | 1.00 | 4.30 | Actual/Actual | 24/02/2029 | 17 | --- | 24/02 | 4.30 | 1 | GGB-FXD-240229-17Y-2.000-1.00 | --- | --- | --- | --- | --- | --- | --- | --- | --- |
| 2,836,034,104 | 1.00 | 4.30 | Actual/Actual | 24/02/2030 | 18 | --- | 24/02 | 4.30 | 1 | GGB-FXD-240230-18Y-2.000-1.00 | --- | --- | --- | --- | --- | --- | --- | --- | --- |
| 2,836,034,104 | 1.00 | 4.30 | Actual/Actual | 24/02/2031 | 19 | --- | 24/02 | 4.30 | 1 | GGB-FXD-240231-19Y-2.000-1.00 | --- | --- | --- | --- | --- | --- | --- | --- | --- |
| 2,836,034,104 | 1.00 | 4.30 | Actual/Actual | 24/02/2032 | 20 | --- | 24/02 | 4.30 | 1 | GGB-FXD-240232-20Y-2.000-1.00 | --- | --- | --- | --- | --- | --- | --- | --- | --- |
| 2,836,034,104 | 1.00 | 4.30 | Actual/Actual | 24/02/2033 | 21 | --- | 24/02 | 4.30 | 1 | GGB-FXD-240233-21Y-2.000-1.00 | --- | --- | --- | --- | --- | --- | --- | --- | --- |
| 2,836,034,104 | 1.00 | 4.30 | Actual/Actual | 24/02/2034 | 22 | --- | 24/02 | 4.30 | 1 | GGB-FXD-240234-22Y-2.000-1.00 | --- | --- | --- | --- | --- | --- | --- | --- | --- |
| 2,836,034,104 | 1.00 | 4.30 | Actual/Actual | 24/02/2035 | 23 | --- | 24/02 | 4.30 | 1 | GGB-FXD-240235-23Y-2.000-1.00 | --- | --- | --- | --- | --- | --- | --- | --- | --- |
| 2,836,034,104 | 1.00 | 4.30 | Actual/Actual | 24/02/2036 | 24 | --- | 24/02 | 4.30 | 1 | GGB-FXD-240236-24Y-2.000-1.00 | --- | --- | --- | --- | --- | --- | --- | --- | --- |
| 2,836,034,104 | 1.00 | 4.30 | Actual/Actual | 24/02/2037 | 25 | --- | 24/02 | 4.30 | 1 | GGB-FXD-240237-25Y-2.000-1.00 | --- | --- | --- | --- | --- | --- | --- | --- | --- |
| 2,836,034,104 | 1.00 | 4.30 | Actual/Actual | 24/02/2038 | 26 | --- | 24/02 | 4.30 | 1 | GGB-FXD-240238-26Y-2.000-1.00 | --- | --- | --- | --- | --- | --- | --- | --- | --- |
| 2,836,034,104 | 1.00 | 4.30 | Actual/Actual | 24/02/2039 | 27 | --- | 24/02 | 4.30 | 1 | GGB-FXD-240239-27Y-2.000-1.00 | --- | --- | --- | --- | --- | --- | --- | --- | --- |
| 2,836,034,104 | 1.00 | 4.30 | Actual/Actual | 24/02/2040 | 28 | --- | 24/02 | 4.30 | 1 | GGB-FXD-240240-28Y-2.000-1.00 | --- | --- | --- | --- | --- | --- | --- | --- | --- |
| 2,836,034,104 | 1.00 | 4.30 | Actual/Actual | 24/02/2041 | 29 | --- | 24/02 | 4.30 | 1 | GGB-FXD-240241-29Y-2.000-1.00 | --- | --- | --- | --- | --- | --- | --- | --- | --- |
| 2,836,034,104 | 1.00 | 4.30 | Actual/Actual | 24/02/2042 | 30 | --- | 24/02 | 4.30 | 1 | GGB-FXD-240242-30Y-2.000-1.00 | --- | --- | --- | --- | --- | --- | --- | --- | --- |
| 742,153 | 1,000.00 | 0.93 | FLR Actual/360 | 10/08/2019 | 5 | --- | 10/02 - 10/08 | --- | 1 | GGB-FLT-100819-05Y-0.934-1.000 | --- | --- | --- | --- | --- | --- | --- | --- | --- |
| 4,030,827 | 1,000.00 | 4.75 | Actual/Actual | 17/04/2019 | 5 | --- | 17/04 | 4.75 | 1 | GGB-FXD-170419-05Y-4.750-1.000 | --- | --- | --- | --- | --- | --- | --- | --- | --- |
| 2,089,066 | 1,000.00 | 3.38 | Actual/Actual | 17/07/2017 | 3 | --- | 17/07 | 3.38 | 1 | GGB-FXD-170717-03Y-3.375-1.000 | --- | --- | --- | --- | --- | --- | --- | --- | --- |

Government Bonds Notes

Transactions Volume = (Pieces) * (Nominal Price). Transactions Value = (Pieces) * (Nominal Price) * (price %) + (Accrued interest).

The Value of current coupon for the issues with NV 0.01 euro refers to NV 100 euros

FLR: Floating Interest Rate.

[1] - The Expiration Date of the interest bearing period and the Date for coupon payment.

| Bonds in Circulation | Currency / Min nominal traded Value | Coupons Payment Date | Current Coupon Value | Note | Coupon Attached | Trading Unit | Issue Date | Duration (years) | Today's Interest | A.I.C in days | Bonds | Last price of previous days | Last Outcry in Cash (euro) Price | Buy / Sell | Date | Trades in Pieces | Life min | Life Max | |
|---|-------------------------------------|----------------------|----------------------|------|-----------------|--------------|------------|------------------|------------------|---------------|-------------------------------|-----------------------------|----------------------------------|------------|------|------------------|----------|----------|------|
| Bonds of International Organizations | | | | | | | | | | | | | | | | | | | |
| 1,000,000 | EUR / 1000 | 21/07 | --- | --- | 9 | 1 | 21/07/2006 | 10 | 5.0 FLR | 360 | EUROPEAN INVESTMENT BANK BOND | 97.50 | 16/04/2007 | --- | --- | --- | --- | --- | |
| Corporate Bonds in Foreign Currency and Euro | | | | | | | | | | | | | | | | | | | |
| 103,746 | GBP / 10 | 01/12 | 0.25 | --- | 56 | 1 | 01/12/1930 | 98 | 2.5 | 360 | National Mortgage Bank | 2.27 | 05/02/1996 | 2.27 | S | 05/02/1996 | --- | 2.27 | 2.27 |
| 0 | GBP / 10 | 01/12 | 0.25 | --- | 58 | 1 | 01/12/1928 | 100 | 2.5 | 360 | National Mortgage Bank | --- | --- | --- | --- | --- | --- | --- | --- |

Government Bonds Notes

A.I.C: Accrued Interest Calculation base.

FLR: Floating Interest Rate.

The minimum tradeable Nominal Value for all Demeterialised Government Titles is 100 Euros.

State Banks Bonds (one year maturity)

| Number Listed Bonds | Nominal value | Initial Rate | Current Rate | Annual Interest | Issue Date | Note | State Banks Bonds | Trading Unit | Yearly Renewals | Last Outcry in Cash (euro) | | Volume |
|---------------------|---------------|--------------|--------------|-----------------|------------|------|-------------------|--------------|-----------------|----------------------------|------------|--------|
| | | | | | | | | | | Price | Buy / Sell | |
| 342,560 | 135.17 | 2.35 | 3.92 | 0.00 | 31/01/2005 | --- | H.I.D.B. | 1 | 10 | 100.00 | B | --- |
| 2,446 | 1,182.96 | 4.90 | 2.47 | 29.69 | 31/05/2008 | --- | H.I.D.B. | 1 | 7 | --- | --- | --- |

Bonds Notes

The annual renewal of H.I.D.B. Bonds is free of taxes (net rate).
For Bonds issue until 31/12/2014 the accrued interest is capitalized.

Athex & ATHEXClear Members List

| Member Name | Stock Market | | | Derivatives Market | | | ATHEXClear Member | | | | | |
|---|----------------------|--------------------|-----|--------------------|---------------|--------------|-------------------|--------------|-------|------------------|-----------------|--------------|
| | Address | Phone | Fax | Market Member | Remote Member | Market Maker | Proprietary | Market Maker | Agent | General Clearing | Direct Clearing | Non Clearing |
| A. SARRIS SECURITIES S.A. | | | | a | | | | | | | | |
| 6, DRAGATSANIOU STR. ATHINA | (210)-3367700 | (210)-3312324 | | | | | | | | | | |
| AGRICULTURAL BANK OF GREECE S.A. | | | | | | | | a | | | a | |
| , 23 PANEPISTIMIOU ATHINA | (210)-3298400 | (210)-3298322 | | | | | | | | | | |
| ALPHA FINANCE INVESTMENT SERVICES S.A. | | | | a | | a | | a | | | a | |
| 5, MERLIN STR. ATHINA | (210)-3677400 | (210)-3311193 | | | | | | | | | | |
| ALPHA BANK A.E. | | | | | | | a | | | a | | |
| 40, STADIOU STR ATHINA | (210)-3260000 | (210)-3264116 | | | | | | | | | | |
| | (210)-3265546 | (210)-3265811 | | | | | | | | | | |
| ARGUS STOCKBROKERS LTD | | | | a | a | | | | | | | |
| 12-14, KENNEDY AVE. S. 303 NICOSIA | (+35722)-22717000 | (+35722)-22717070 | | | | | | | | | | |
| ATHENAIKI BROKERAGE FIRM S.A. | | | | a | | | | | | | | |
| 33, STADIOU STR. ATHINA | (210)-3254764 | (210)-3254767 | | | | | | | | | | |
| ATLANTIC SECURITIES LIMITED | | | | a | a | | | | | | | |
| 37, PRODROMOU STR. NICOSIA | (+35722)-445400 | (+35722)-661914 | | | | | | | | | | |
| ATLAS SECURITIES S.A | | | | a | | | a | | | | | a |
| 14 - 16, VERVENON STR.& 125 MICHALAKOPOULOU STR. ATHINA | (210)-3363300 | (210)-3238925 | | | | | | | | | | |
| ATTICA BANK S.A. | | | | | | | | | | a | | |
| 54, AKADIMIAS STR. ATHINA | (210)-3390757 | (210)-3646090 | | | | | | | | | | |
| 23, OMIROU STR. ATHINA | (210)-3669000 | (210)-3669410 | | | | | | | | | | |
| AXIA VENTURES GROUP LTD | | | | a | a | | | | | | | |
| 10, G. KRANIDIOTI NICOSIA | +357 22 742000 | +357 22 742001 | | | | | | | | | | |
| AXON SECURITIES S.A. | | | | a | | | a | | | | | a |
| 48, STADIOU ATHINA | (210)-3363800 | (210)-3243903 | | | | | | | | | | |
| BANK OF CYPRUS PUBLIC COMPANY LTD | | | | | | | | | | a | | |
| , 51, STASINOU (AG. PARASKEVI, STROVOLOS) NICOSIA | (0035722)-121883 | (0035722)-336258 | | | | | | | | | | |
| 170, ALEXANDRAS AVE ATHINA | (210)-6477708 | (210)-6477709 | | | | | | | | | | |
| BETA SECURITIES S.A. | | | | a | | a | a | a | | | a | |
| , BRAILA & 29 ALEXANDRAS AVE ATHINA | (210)-6478900 | (210)-6410139 | | | | | | | | | | |
| BNP PARIBAS SECURITIES SERVICES | | | | | | | | | | a | | |
| 94, VAS. SOFIAS AVE ATHINA | (210)-7468500 | (210)-7468579 | | | | | | | | | | |
| CAPITAL SECURITIES S.A. | | | | a | | | a | | | | | a |
| 58, MITROPOLEOS STR. ATHINA | (210)-3369700 | (210)-3369820 | | | | | | | | | | |
| CFS SECURITIES & INVESTMENT SERVICES S.A. | | | | a | | a | | | a | | a | |
| 3, STADIOU STR. ATHINA | (210)-3360800 | (210)-3311854 | | | | | | | | | | |
| CITIGROUP GLOBAL MARKET LTD | | | | a | a | | | | | | | |
| , CITIGROUP CENTRE, CANADA SQUARE, CANARY WHART LONDON | 002079864000 | 002079862266 | | | | | | | | | | |
| CO-OPERATIVE CENTRAL BANK LTD | | | | | a | | | | | | | |
| 8, GRIGORI AFXENTIOU STR. NICOSIA | (+35722)-743300 | (+35722)-672083 | | | | | | | | | | |
| CREDIT AGRICOLE CHEUVREUX S.A. | | | | | a | | | | | | | |
| , 9 QUAI PAUL DOUMER PARIS | 33 (0) 1 41 89 70 00 | | | | | | | | | | | |
| CREDIT SUISSE SECURITIES (EUROPE) LIMITED | | | | a | a | | | | | | | |
| , ONE CABOT SQUARE LONDON | +44 20 7888 8888 | +44 20 7888 1600 | | | | | | | | | | |
| CYCLOS SECURITIES S.A. | | | | a | | a | a | | | | a | |
| 39, PANEPISTIMIOU STR. ATHINA | (210)-3364300 | (210)-3239122 | | | | | | | | | | |
| D.A. TSEKOURAS SEC. S.A. | | | | a | | | | | | | | |
| , PESMAZOGLOY 3 | (210)-3214406 | (210)-3211997 | | | | | | | | | | |
| DEUTSCHE BANK A.G. | | | | a | a | | | | | | | |
| 70, THEODOR-HEUSS-ALLEE FRANKFURT | 0049 69 910 00 | 0049 69 910 34 225 | | | | | | | | | | |
| DYNAMIC SECURITIES | | | | a | | | | | a | | a | |
| 6 - 10, CHAR. TRIKOUPH STR. ATHINA | (210)-3677700 | (210)-3677777 | | | | | | | | | | |
| EL. PETROPOULAKIS SECURITIES S.A. | | | | a | | | | | a | | | a |
| 9, ARISTIDOU STR. ATHINA | (210)-3213928 | (210)-3216810 | | | | | | | | | | |
| EUROBANK EQUITIES S.A. | | | | a | | a | | a | | | a | |
| 10, FILELLINON STR. ATHINA | (210)-3720000 | (210)-3720001 | | | | | | | | | | |
| EUROBANK ERGASIAS S.A. | | | | | | | | | | a | | |
| 8, OTHONOS STR. ATHINA | (210)-3337000 | (210)-3233866 | | | | | | | | | | |
| | (210)-3337969 | (210)-3245916 | | | | | | | | | | |
| EUROCORP SECURITIES S.A. | | | | a | | | a | | | | a | |
| 14, FILIKIS ETAIRIAS SQ. ATHINA | (210)-7263500 | (210)-7263666 | | | | | | | | | | |
| EUOTRUST BROKERAGE S.A. | | | | a | | | | | | | | |
| 13-15, SOPHOCLEOUS STR. ATHINA | (210)-3363100 | (210)-3238334 | | | | | | | | | | |

Athex & ATHEXCclear Members List

| Member Name | Stock Market | | | Derivatives Market | | | ATHEXCclear Member | | | | | |
|--|------------------|------------------|-----|--------------------|---------------|--------------|--------------------|--------------|-------|------------------|-----------------|--------------|
| | Address | Phone | Fax | Market Member | Remote Member | Market Maker | Proprietary | Market Maker | Agent | General Clearing | Direct Clearing | Non Clearing |
| EUROXX SECURITIES S.A. | | | | a | | | a | | | | a | |
| 7, PALAIOLOGOU STR. CHALANDRI | (210)-6879400 | (210)-6879401 | | | | | | | | | | |
| G.A. PERVANAS SECURITIES & INVESTMENT SERVICES CO S.A. | | | | a | | | a | | | | | a |
| 7 - 9, SOPHOCLEOUS STR. ATHINA | (210)-3251875 | (210)-3210291 | | | | | | | | | | |
| GLOBAL CAPITAL SECURITIES AND FINANCIAL SERVICES LTD | | | | a | a | | | | | | | |
| 5, LEMESOU AVE. LEMESOS CYPRUS | (+35722)-710710 | (+35722)-339332 | | | | | | | | | | |
| GUARDIAN TRUST SECURITIES S.A | | | | a | | a | a | | | | | a |
| 15, FILELLINON STR. ATHINA | (210)-3220402 | (210)-3220498 | | | | | | | | | | |
| HELLENIC AMERICAN SEC. S.A. | | | | a | | | a | | | | | |
| 6, EVRIPIDOU STR. ATHINA | (210)-3311100 | (210)-3215968 | | | | | | | | | | |
| HELLENIC BANK (INVESTMENTS) LTD | | | | a | a | | | | | | | |
| 31, KYRIAKOY MATSI AVE. NICOSIA | (+35722)-500100 | (+35722)-500110 | | | | | | | | | | |
| HSBC BANK PLC | | | | | | | | | | a | | |
| 109-111, MESOGION AVE ATHINA | (210)-6961507 | (210)-6929310 | | | | | | | | | | |
| INDEX SECURITIES S.A. | | | | a | | | | | | | | |
| 6, DRAGATSANIOU STR. ATHINA | (210)-3213920 | (210)-3213216 | | | | | | | | | | |
| INTERSEC S.A. | | | | | | | a | | | | a | |
| 80-88, SYGROU AVE ATHINA | (210)-9203000 | (210)-9203052 | | | | | | | | | | |
| INVESTMENT BANK OF GREECE S.A. | | | | a | | a | | a | | a | | |
| 24B, KIFISSIAS AVE MAROUSI | (210)-8171800 | (210)-8171889 | | | | | | | | | | |
| 32, AIGEIALIAS MAROUSI | (210) 8173000 | (210) 8173101 | | | | | | | | | | |
| J. CHR. MAVRIKIS SECURITIES S.A. | | | | a | | | | | | | | |
| 5, SOPHOCLEOUS STR. ATHINA | (210)-3213949 | (210)-3217767 | | | | | | | | | | |
| KAPPA SECURITIES S.A. | | | | a | | | a | | | | | a |
| 15, VALAORITOU STR. ATHINA | (210)-3610371 | (210)-3641002 | | | | | | | | | | |
| KYPROU SECURITIES S.A. | | | | | | a | a | | | | | a |
| 26, HALKIDONOS & FIDIPIPIDOY STR. ATHINA | (210)-8701000 | (210)-8701049 | | | | | | | | | | |
| LAIKI FINANCIAL SERVICES LTD | | | | a | a | | | | | | | |
| 26, CLR HOUSE, VIRONOS AVE. NICOSIA | (+35722)-898600 | (+35722)-680953 | | | | | | | | | | |
| LEON DEPOLAS SECURITIES S.A. | | | | a | | | | | a | | | a |
| 1, CHR. LADA STR. ATHINA | (210)-3213286 | (210)-3211618 | | | | | | | | | | |
| MAGNA TRUST SECURITIES S.A | | | | a | | | | | a | | | a |
| 9, FIDIOU STR. ATHINA | (210)-3327503 | (210)-3327599 | | | | | | | | | | |
| MEGA EQUITY SECURITIES & FINANCIAL SERVICES LTD | | | | a | a | | | | | | | |
| 42-44, GRIBA DIGENI AV. NICOSIA | (+35722)-711711 | (+35722)-711811 | | | | | | | | | | |
| MERIT SECURITIES S.A | | | | a | | a | a | | | | a | |
| 38, VAS. KONSTANTINOY STR. ATHINA | (210)-3671800 | (210)-3671830 | | | | | | | | | | |
| MERRILL LYNCH | | | | a | a | | | | | | | |
| 2, KING EDWARD STREET LONDON | (+4420)-79952000 | (+4420)-79954525 | | | | | | | | | | |
| MIDAS BROKERAGE S.A. | | | | a | | | | | | | | |
| 5, SOPHOCLEOUS STR. ATHINA | (210)-3253203 | (210)-3253205 | | | | | | | | | | |
| N. CHRYSOCHOIDIS STOCK BROKERAGE I.S.S.A. | | | | a | | | | | a | | a | |
| 7 - 9, SOPHOCLEOUS STR. ATHINA | (210)-3213913 | (210)-3216115 | | | | | | | | | | |
| N. SARROS SECURITIES S.A. | | | | | | | a | | | | | |
| 7-9, SOPHOCLEOUS STR. ATHINA | (210)-3705600 | (210)-3219992 | | | | | | | | | | |
| NATIONAL BANK OF GREECE S.A. | | | | a | | | | a | | a | | |
| 68, AKADIMIAS STR. ATHINA | (210)-3328817 | (210)-3328678 | | | | | | | | | | |
| 86, AIOLOU STR. ATHINA | (210)-3341000 | (210)-3228187 | | | | | | | | | | |
| NBG SECURITIES S.A. | | | | a | | a | | a | | | | a |
| 68, AKADIMIAS STR. ATHINA | (210)-3328500 | (210)-3328565 | | | | | | | | | | |
| NEW PROTON BANK S.A. | | | | | | | a | | | | a | |
| 20, ESLIN & AMALIADOS ATHINA | 210 6970000 | 210 6970111 | | | | | | | | | | |
| NUNTIUS SECURITIES S.A | | | | a | | | | | a | | | a |
| 6, DRAGATSANIOU STR. ATHINA | (210)-3350599 | (210)-3254846 | | | | | | | | | | |
| PANTELAKIS SEC. S.A. | | | | a | | | a | | | | | a |
| 109-111, MESOGION AVE. ATHINA | (210)-6965000 | (210)-6929550 | | | | | | | | | | |
| PEGASUS BROKERAGE FIRM S.A | | | | a | | | a | | | | | |
| 17, VALAORITOU STR. ATHINA | (210)-3670700 | (210)-3670760 | | | | | | | | | | |
| PIRAEUS BANK S.A. | | | | a | | | | | a | a | | |
| 4, AMERIKIS STR. ATHINA | (210)-3335000 | (210)-3335079 | | | | | | | | | | |
| 4, AMERIKIS STR ATHINA | (210)-3335918 | (210)-3254207 | | | | | | | | | | |
| PIRAEUS SECURITIES S.A. | | | | a | | | | a | | | a | |
| 10, STADIOU STR. ATHINA | (210)-3354100 | (210)-3233814 | | | | | | | | | | |

Athex & ATHEXCclear Members List

| Member Name | Stock Market | | | Derivatives Market | | | ATHEXCclear Member | | | | | |
|---|------------------|------------------|-----|--------------------|---------------|--------------|--------------------|--------------|-------|------------------|-----------------|--------------|
| | Address | Phone | Fax | Market Member | Remote Member | Market Maker | Proprietary | Market Maker | Agent | General Clearing | Direct Clearing | Non Clearing |
| PRELIUM SECURITIES & INVESTMENT SERVICES S.A. | | | | a | | | a | | | | | a |
| , KIFISSIAS AVE & 1 DAVAKI STR ATHINA | (210)-3677000 | (210)-6920403 | | | | | | | | | | |
| PROCHOICE SECURITIES LTD | | | | a | a | | | | | | | |
| 57, SPYROU KYPRIANOY NICOSIA | +357-24-661192 | +357-24-662464 | | | | | | | | | | |
| SHARELINK SECURITIES & FINANCIAL SERVICES LTD | | | | a | a | | | | | | | |
| 6, ELLINAS HOUSE, THEOTOKI STR. NICOSIA | (+35722)-554200 | (+35722)-750852 | | | | | | | | | | |
| SOCIETE GENERALE S.A. | | | | a | a | | a | | | | | |
| 17, COURS VALMY PUTEAUX - LA DEFENSE PARIS | (+33) 142134754 | (+33) 142135697 | | | | | | | | | | |
| 240-242, KIFISSIAS AVE ATHINA | (210)-6790161 | (210)-6728828 | | | | | | | | | | |
| SOLIDUS SECURITIES S.A | | | | a | | | a | | | | a | |
| 64, LOUIZIS RIANKOUR STR. ATHINA | (210)-6925500 | (210)-6985421 | | | | | | | | | | |
| ST. EM. LAVRENTAKIS SECURITIES S.A. | | | | a | | | a | | | | | a |
| 7 - 9, SOPHOCLEOUS STR. ATHINA | (210)-3213336 | (210)-3246572 | | | | | | | | | | |
| THE CYPRUS INVESTMENT AND SECURITIES CORPORATION LIMITED (CISCO) | | | | a | a | | | | | | | |
| 4, EVROU STR. (EUROLIFE HOUSE) NICOSIA | (+35722)-881800 | (+35722)-881801 | | | | | | | | | | |
| UBS LIMITED | | | | a | a | | | | | | | |
| 1, FINSBURY AVENUE LONDON | (+4420)-79013333 | (+4420)-79012345 | | | | | | | | | | |
| KARAMANOF SECURITIES & INV. SERVICES S.A. | | | | a | | | | | a | | a | |
| 2, SQ. ST THEODORON ATHINA | (210)-3212947 | (210)-3217088 | | | | | | | | | | |

List of Stocks under Market Making operations

| Securities Market Maker | Stock Category | |
|--|---------------------|-------------------|
| | Start Market Making | End Market Making |
| CYPRUS POPULAR BANK (CR) | Suspension Status | |
| PIRAEUS SECURITIES S.A. | 02/02/2013 | 01/01/2400 |
| VIOHALCO (CB) | Suspension Status | |
| ALPHA FINANCE INVESTMENT SERVICES S.A. | 11/02/2013 | 01/01/2400 |
| EUROBANK EQUITIES S.A. | 20/01/2013 | 01/01/2400 |
| MERIT SECURITIES S.A. | 13/12/2012 | 01/01/2400 |
| ALPHA BANK (CR) | Main Market | |
| EUROBANK EQUITIES S.A. | 24/10/2012 | 01/01/2400 |
| HELLENIC AMERICAN SEC. S.A. | 25/07/2014 | 01/01/2400 |
| INVESTMENT BANK OF GREECE S.A. | 08/01/2013 | 01/01/2400 |
| MERIT SECURITIES S.A. | 03/09/2013 | 01/01/2400 |
| NBG SECURITIES S.A. | 15/01/2013 | 01/01/2400 |
| PIRAEUS SECURITIES S.A. | 28/05/2013 | 01/01/2400 |
| ALUMIL (CR) | Main Market | |
| BETA SECURITIES S.A. | 18/07/2013 | 01/01/2400 |
| ATTICA BANK S.A. (CR) | Main Market | |
| BETA SECURITIES S.A. | 02/06/2014 | 01/01/2400 |
| EUROBANK EQUITIES S.A. | 25/07/2014 | 01/01/2400 |
| HELLENIC AMERICAN SEC. S.A. | 25/07/2014 | 01/01/2400 |
| BYTE COMPUTER SA (CR) | Main Market | |
| MERIT SECURITIES S.A. | 04/08/2013 | 01/01/2400 |
| CC HBC AG (CR) | Main Market | |
| EUROBANK EQUITIES S.A. | 23/10/2013 | 01/01/2400 |
| NBG SECURITIES S.A. | 29/04/2013 | 01/01/2400 |
| ELLAKTOR (CR) | Main Market | |
| EUROBANK EQUITIES S.A. | 01/06/2013 | 01/01/2400 |
| INVESTMENT BANK OF GREECE S.A. | 02/01/2013 | 01/01/2400 |
| NBG SECURITIES S.A. | 25/06/2013 | 01/01/2400 |
| ELTECH ANEMOS S.A. (CR) | Main Market | |
| EUROBANK EQUITIES S.A. | 22/07/2014 | 01/01/2400 |
| ELTON SA (CR) | Main Market | |
| BETA SECURITIES S.A. | 03/09/2013 | 01/01/2400 |
| EUROBANK ERGASIAS (CR) | Main Market | |
| ALPHA FINANCE INVESTMENT SERVICES S.A. | 08/01/2013 | 01/01/2400 |
| EUROBANK EQUITIES S.A. | 01/06/2013 | 01/01/2400 |
| HELLENIC AMERICAN SEC. S.A. | 25/07/2014 | 01/01/2400 |
| INVESTMENT BANK OF GREECE S.A. | 08/01/2013 | 01/01/2400 |
| PIRAEUS SECURITIES S.A. | 28/09/2013 | 01/01/2400 |
| EUROCONSULTANTS S.A. (CR) | Main Market | |
| EUROBANK EQUITIES S.A. | 22/07/2014 | 01/01/2400 |
| FOLLI FOLLIE (CR) | Main Market | |
| NBG SECURITIES S.A. | 17/02/2014 | 01/01/2400 |
| FRIGOGLASS SA (CR) | Main Market | |
| EUROBANK EQUITIES S.A. | 27/10/2014 | 01/01/2400 |
| GEK TERNA (CR) | Main Market | |
| INVESTMENT BANK OF GREECE S.A. | 02/01/2013 | 01/01/2400 |
| GR. SARANTIS SA (CR) | Main Market | |
| BETA SECURITIES S.A. | 14/05/2013 | 01/01/2400 |
| HELLENIC EXCHANGES-A.S.E. (CR) | Main Market | |
| EUROBANK EQUITIES S.A. | 01/06/2013 | 01/01/2400 |
| HELLENIC AMERICAN SEC. S.A. | 01/09/2014 | 01/01/2400 |
| INVESTMENT BANK OF GREECE S.A. | 02/01/2013 | 01/01/2400 |
| NBG SECURITIES S.A. | 25/06/2013 | 01/01/2400 |
| INTRACOM CONSTR. (CR) | Main Market | |
| MERIT SECURITIES S.A. | 27/12/2012 | 01/01/2400 |
| INTRALOT (CR) | Main Market | |
| EUROBANK EQUITIES S.A. | 01/06/2013 | 01/01/2400 |
| INVESTMENT BANK OF GREECE S.A. | 02/01/2013 | 01/01/2400 |
| PIRAEUS SECURITIES S.A. | 28/09/2013 | 01/01/2400 |
| KRETA FARM SA (CR) | Main Market | |
| EUROBANK EQUITIES S.A. | 17/11/2014 | 01/01/2400 |
| LAMDA DEVELOPMENT SA (CR) | Main Market | |
| EUROBANK EQUITIES S.A. | 08/12/2014 | 01/01/2400 |
| MARFIN INVESTMENT GROUP (CR) | Main Market | |
| HELLENIC AMERICAN SEC. S.A. | 25/07/2014 | 01/01/2400 |
| PIRAEUS SECURITIES S.A. | 02/02/2013 | 01/01/2400 |
| MLS MULTIMEDIA SA (CR) | Main Market | |
| BETA SECURITIES S.A. | 18/07/2013 | 01/01/2400 |

List of Stocks under Market Making operations

| Securities Market Maker | Stock Category | |
|--|---------------------|-------------------|
| | Start Market Making | End Market Making |
| MOTOR OIL (CR) | Main Market | |
| EUROBANK EQUITIES S.A. | 23/10/2012 | 01/01/2400 |
| HELLENIC AMERICAN SEC. S.A. | 01/09/2014 | 01/01/2400 |
| NBG SECURITIES S.A. | 17/02/2014 | 01/01/2400 |
| MYTILINEOS HOLDINGS (CR) | Main Market | |
| HELLENIC AMERICAN SEC. S.A. | 25/07/2014 | 01/01/2400 |
| INVESTMENT BANK OF GREECE S.A. | 02/01/2013 | 01/01/2400 |
| NBG SECURITIES S.A. | 25/06/2013 | 01/01/2400 |
| NATIONAL BANK (CR) | Main Market | |
| ALPHA FINANCE INVESTMENT SERVICES S.A. | 08/01/2013 | 01/01/2400 |
| EUROBANK EQUITIES S.A. | 24/10/2012 | 01/01/2400 |
| HELLENIC AMERICAN SEC. S.A. | 25/07/2014 | 01/01/2400 |
| INVESTMENT BANK OF GREECE S.A. | 08/01/2013 | 01/01/2400 |
| MERIT SECURITIES S.A. | 03/09/2013 | 01/01/2400 |
| NBG SECURITIES S.A. | 28/02/2013 | 01/01/2400 |
| PIRAEUS SECURITIES S.A. | 08/09/2013 | 01/01/2400 |
| OPAP (CR) | Main Market | |
| ALPHA FINANCE INVESTMENT SERVICES S.A. | 08/01/2013 | 01/01/2400 |
| EUROBANK EQUITIES S.A. | 24/10/2012 | 01/01/2400 |
| HELLENIC AMERICAN SEC. S.A. | 25/07/2014 | 01/01/2400 |
| INVESTMENT BANK OF GREECE S.A. | 08/01/2013 | 01/01/2400 |
| NBG SECURITIES S.A. | 15/01/2013 | 01/01/2400 |
| OTE (CR) | Main Market | |
| ALPHA FINANCE INVESTMENT SERVICES S.A. | 08/01/2013 | 01/01/2400 |
| EUROBANK EQUITIES S.A. | 24/10/2012 | 01/01/2400 |
| HELLENIC AMERICAN SEC. S.A. | 25/07/2014 | 01/01/2400 |
| INVESTMENT BANK OF GREECE S.A. | 08/01/2013 | 01/01/2400 |
| NBG SECURITIES S.A. | 01/12/2012 | 01/01/2400 |
| PIRAEUS SECURITIES S.A. | 08/09/2013 | 01/01/2400 |
| PAPOUTSANIS (CR) | Main Market | |
| BETA SECURITIES S.A. | 25/11/2013 | 01/01/2400 |
| PETROPOULOS PETROS (CR) | Main Market | |
| BETA SECURITIES S.A. | 28/05/2013 | 01/01/2400 |
| PIRAEUS BANK (CR) | Main Market | |
| EUROBANK EQUITIES S.A. | 23/10/2012 | 01/01/2400 |
| HELLENIC AMERICAN SEC. S.A. | 25/07/2014 | 01/01/2400 |
| INVESTMENT BANK OF GREECE S.A. | 08/01/2013 | 01/01/2400 |
| MERIT SECURITIES S.A. | 16/09/2013 | 01/01/2400 |
| NBG SECURITIES S.A. | 02/06/2013 | 01/01/2400 |
| PIRAEUS SECURITIES S.A. | 16/02/2013 | 01/01/2400 |
| PLAISIO COMPUTERS SA (CR) | Main Market | |
| BETA SECURITIES S.A. | 05/05/2014 | 01/01/2400 |
| PPC (CR) | Main Market | |
| ALPHA FINANCE INVESTMENT SERVICES S.A. | 08/01/2013 | 01/01/2400 |
| EUROBANK EQUITIES S.A. | 23/10/2012 | 01/01/2400 |
| HELLENIC AMERICAN SEC. S.A. | 01/09/2014 | 01/01/2400 |
| INVESTMENT BANK OF GREECE S.A. | 08/01/2013 | 01/01/2400 |
| NBG SECURITIES S.A. | 26/03/2013 | 01/01/2400 |
| PIRAEUS SECURITIES S.A. | 28/09/2013 | 01/01/2400 |
| PROFILE SA (CR) | Main Market | |
| EUROBANK EQUITIES S.A. | 23/06/2014 | 01/01/2400 |
| REDS S.A. (CR) | Main Market | |
| EUROBANK EQUITIES S.A. | 05/09/2014 | 01/01/2400 |
| S.KANAKIS SA (CR) | Main Market | |
| BETA SECURITIES S.A. | 01/10/2013 | 01/01/2400 |
| TITAN CEMENT (CR) | Main Market | |
| EUROBANK EQUITIES S.A. | 23/10/2012 | 01/01/2400 |
| NBG SECURITIES S.A. | 17/02/2014 | 01/01/2400 |
| VIOHALCO SA/NV (CB) | Main Market | |
| ALPHA FINANCE INVESTMENT SERVICES S.A. | 17/02/2014 | 01/01/2400 |
| MERIT SECURITIES S.A. | 17/03/2014 | 01/01/2400 |

| Underlying Asset | | | | Derivatives Market | | | | | | | | | | | | | | |
|-----------------------------|-----------|---------------|--------|---|------------|-----------|-----------|------------|---------------|----------|----------|------------------|-----------|----------|--------|--------|---------------|--------|
| Price max | Price min | Closing price | change | Delivery Month | Open price | Price max | Price min | Last price | Closing price | Last Bid | Last Ask | Settlement price | Life high | Life low | Trades | Volume | Open Interest | |
| FTSE/Athex Large Cap | | | | (Trade Unit: 1 Index Point x 5€, Cash Settlement) | | | | | | | | | | | | | | |
| 266.34 | 258.22 | 258.29 | -2.13% | January 2015 | 260.00 | 265.50 | 256.75 | 259.00 | 259.00 | --- | --- | 260.00 | 340.00 | 228.00 | 487 | 9,940 | 13,727 | |
| | | | | February 2015 | 258.00 | 261.00 | 251.25 | 253.50 | 253.50 | --- | --- | 255.25 | --- | 332.75 | --- | 1,059 | 12,568 | 41,516 |
| | | | | March 2015 | 259.00 | 259.00 | 251.50 | 255.50 | 255.50 | --- | --- | 256.25 | --- | 328.00 | --- | 26 | 357 | 619 |
| | | | | June 2015 | --- | --- | --- | --- | 265.25 | --- | --- | --- | --- | --- | --- | --- | --- | --- |
| | | | | September 2015 | --- | --- | --- | --- | 265.00 | --- | --- | --- | --- | --- | --- | --- | --- | --- |
| | | | | December 2015 | --- | --- | --- | --- | 266.25 | --- | --- | --- | --- | --- | --- | --- | --- | --- |

| Underlying Asset | | | | Derivatives Market | | | | | | | | | | | | | |
|----------------------------------|-----------|---------------|--------|--|------------|-----------|-----------|------------|---------------|----------|----------|------------------|-----------|----------|--------|--------|---------------|
| Price max | Price min | Closing price | change | Delivery Month | Open price | Price max | Price min | Last price | Closing price | Last Bid | Last Ask | Settlement price | Life high | Life low | Trades | Volume | Open Interest |
| ALPHA BANK (CR) | | | | (Contract Size: 100 Securities, Physical Delivery) | | | | | | | | | | | | | |
| 0.494 | 0.476 | 0.483 | -0.41% | March 2015 | 0.491 | 0.492 | 0.474 | 0.479 | 0.479 | --- | --- | 0.481 | 0.555 | --- | 259 | 6,837 | 38,933 |
| | | | | June 2015 | --- | --- | --- | --- | 0.489 | --- | --- | 0.494 | --- | --- | --- | --- | --- |
| | | | | September 2015 | --- | --- | --- | --- | 0.492 | --- | --- | --- | --- | --- | --- | --- | --- |
| | | | | December 2015 | --- | --- | --- | --- | 0.494 | --- | --- | --- | --- | --- | --- | --- | --- |
| CC HBC AG (CR) | | | | (Contract Size: 100 Securities, Physical Delivery) | | | | | | | | | | | | | |
| 14.16 | 13.67 | 14.00 | 0.87% | March 2015 | 14.10 | 14.10 | 13.65 | 13.91 | 13.91 | --- | --- | 13.96 | 17.10 | --- | 12 | 16 | 216 |
| | | | | June 2015 | --- | --- | --- | --- | 14.00 | --- | --- | --- | --- | --- | --- | --- | --- |
| | | | | September 2015 | --- | --- | --- | --- | 13.72 | --- | --- | --- | --- | --- | --- | --- | --- |
| | | | | December 2015 | --- | --- | --- | --- | 13.79 | --- | --- | --- | --- | --- | --- | --- | --- |
| CORINTH PIPEWORKS SA (CR) | | | | (Contract Size: 100 Securities, Physical Delivery) | | | | | | | | | | | | | |
| 0.876 | 0.821 | 0.835 | -4.46% | March 2015 | 0.875 | 0.875 | 0.860 | 0.860 | 0.860 | --- | --- | 0.837 | 1.01 | --- | 2 | 2 | 414 |
| | | | | June 2015 | --- | --- | --- | --- | 0.882 | --- | --- | 1.01 | 0.999 | --- | --- | --- | 75 |
| | | | | September 2015 | --- | --- | --- | --- | 0.886 | --- | --- | --- | --- | --- | --- | --- | --- |
| | | | | December 2015 | --- | --- | --- | --- | 0.890 | --- | --- | --- | --- | --- | --- | --- | --- |
| ELLAKTOR (CR) | | | | (Contract Size: 100 Securities, Physical Delivery) | | | | | | | | | | | | | |
| 1.92 | 1.81 | 1.82 | -4.21% | March 2015 | 1.90 | 1.90 | 1.83 | 1.84 | 1.84 | --- | --- | 1.83 | 2.75 | --- | 43 | 140 | 1,558 |
| | | | | June 2015 | --- | --- | --- | --- | 1.92 | --- | --- | --- | --- | --- | --- | --- | --- |
| | | | | September 2015 | --- | --- | --- | --- | 1.93 | --- | --- | --- | --- | --- | --- | --- | --- |
| | | | | December 2015 | --- | --- | --- | --- | 1.94 | --- | --- | --- | --- | --- | --- | --- | --- |
| EUROBANK ERGASIAS (CR) | | | | (Contract Size: 100 Securities, Physical Delivery) | | | | | | | | | | | | | |
| 0.200 | 0.181 | 0.181 | -9.04% | March 2015 | 0.198 | 0.199 | 0.179 | 0.180 | 0.180 | --- | --- | 0.184 | 0.267 | --- | 113 | 5,494 | 52,184 |
| | | | | June 2015 | --- | --- | --- | --- | 0.201 | --- | --- | 0.190 | 0.277 | --- | --- | --- | --- |
| | | | | September 2015 | --- | --- | --- | --- | 0.202 | --- | --- | --- | --- | --- | --- | --- | --- |
| | | | | December 2015 | --- | --- | --- | --- | 0.203 | --- | --- | --- | --- | --- | --- | --- | --- |
| EYDAP S.A. (CR) | | | | (Contract Size: 100 Securities, Physical Delivery) | | | | | | | | | | | | | |
| 5.92 | 5.35 | 5.35 | -6.96% | March 2015 | 5.64 | 5.65 | 5.06 | 5.35 | 5.35 | --- | --- | 5.30 | 6.43 | --- | 13 | 22 | 139 |
| | | | | June 2015 | --- | --- | --- | --- | 5.42 | --- | --- | --- | --- | --- | --- | --- | --- |
| | | | | September 2015 | --- | --- | --- | --- | 5.40 | --- | --- | --- | --- | --- | --- | --- | --- |
| | | | | December 2015 | --- | --- | --- | --- | 5.43 | --- | --- | --- | --- | --- | --- | --- | --- |
| FOLLI FOLLIE (CR) | | | | (Contract Size: 100 Securities, Physical Delivery) | | | | | | | | | | | | | |
| 27.50 | 26.25 | 26.75 | 0.19% | March 2015 | 26.70 | 27.00 | 26.00 | 27.00 | 27.00 | --- | --- | 26.93 | 29.90 | --- | 21 | 33 | 179 |
| | | | | June 2015 | --- | --- | --- | --- | 26.93 | --- | --- | 25.90 | 23.52 | --- | --- | --- | 2 |
| | | | | September 2015 | --- | --- | --- | --- | 27.07 | --- | --- | --- | --- | --- | --- | --- | --- |
| | | | | December 2015 | --- | --- | --- | --- | 27.20 | --- | --- | --- | --- | --- | --- | --- | --- |
| FRIGOGLASS SA (CR) | | | | (Contract Size: 100 Securities, Physical Delivery) | | | | | | | | | | | | | |
| 1.79 | 1.74 | 1.78 | 0.00% | March 2015 | --- | --- | --- | --- | 1.79 | --- | --- | 1.76 | 2.02 | --- | --- | --- | 457 |
| | | | | June 2015 | --- | --- | --- | --- | 1.80 | --- | --- | --- | --- | --- | --- | --- | --- |
| | | | | September 2015 | --- | --- | --- | --- | 1.80 | --- | --- | --- | --- | --- | --- | --- | --- |
| | | | | December 2015 | --- | --- | --- | --- | 1.81 | --- | --- | --- | --- | --- | --- | --- | --- |

| Underlying Asset | | | | Derivatives Market | | | | | | | | | | | | | |
|--|-----------|---------------|--------|--------------------|------------|-----------|-----------|------------|---------------|----------|----------|------------------|-----------|----------|--------|--------|---------------|
| Price max | Price min | Closing price | change | Delivery Month | Open price | Price max | Price min | Last price | Closing price | Last Bid | Last Ask | Settlement price | Life high | Life low | Trades | Volume | Open Interest |
| GEK TERNA (CR) (Contract Size: 100 Securities, Physical Delivery) | | | | | | | | | | | | | | | | | |
| 1.92 | 1.83 | 1.83 | -2.66% | March 2015 | 1.85 | 1.88 | 1.82 | 1.84 | 1.84 | --- | --- | 1.87 | 2.80 | --- | 16 | 74 | 7,111 |
| | | | | June 2015 | --- | --- | --- | --- | 1.90 | --- | --- | 1.87 | --- | 2.73 | --- | --- | --- |
| | | | | September 2015 | --- | --- | --- | --- | 1.91 | --- | --- | --- | --- | --- | --- | --- | --- |
| | | | | December 2015 | --- | --- | --- | --- | 1.92 | --- | --- | --- | --- | --- | --- | --- | --- |
| GRIVALIA PROPERTIES (CR) (Contract Size: 100 Securities, Physical Delivery) | | | | | | | | | | | | | | | | | |
| 7.56 | 7.42 | 7.45 | 0.40% | March 2015 | 7.45 | 7.45 | 7.35 | 7.45 | 7.45 | --- | --- | 7.45 | 8.40 | --- | 9 | 30 | 196 |
| | | | | June 2015 | --- | --- | --- | --- | 7.30 | --- | --- | --- | --- | --- | --- | --- | --- |
| | | | | September 2015 | --- | --- | --- | --- | 7.34 | --- | --- | --- | --- | --- | --- | --- | --- |
| | | | | December 2015 | --- | --- | --- | --- | 7.38 | --- | --- | --- | --- | --- | --- | --- | --- |
| HELLENIC EXCHANGES-A.S.E. (CR) (Contract Size: 100 Securities, Physical Delivery) | | | | | | | | | | | | | | | | | |
| 4.97 | 4.68 | 4.70 | -3.88% | March 2015 | 4.93 | 4.93 | 4.66 | 4.70 | 4.70 | --- | --- | 4.67 | 6.30 | --- | 50 | 91 | 1,501 |
| | | | | June 2015 | --- | --- | --- | --- | 4.84 | --- | --- | 4.62 | --- | --- | --- | --- | --- |
| | | | | September 2015 | --- | --- | --- | --- | 4.87 | --- | --- | --- | --- | --- | --- | --- | --- |
| | | | | December 2015 | --- | --- | --- | --- | 4.89 | --- | --- | --- | --- | --- | --- | --- | --- |
| HELLENIC PETROLEUM (CR) (Contract Size: 100 Securities, Physical Delivery) | | | | | | | | | | | | | | | | | |
| 3.67 | 3.50 | 3.50 | -2.78% | March 2015 | 3.65 | 3.65 | 3.54 | 3.54 | 3.54 | --- | --- | 3.58 | 4.75 | --- | 44 | 112 | 3,794 |
| | | | | June 2015 | --- | --- | --- | --- | 3.63 | --- | --- | --- | --- | --- | --- | --- | --- |
| | | | | September 2015 | --- | --- | --- | --- | 3.50 | --- | --- | --- | --- | --- | --- | --- | --- |
| | | | | December 2015 | --- | --- | --- | --- | 3.52 | --- | --- | --- | --- | --- | --- | --- | --- |
| INTRALOT (CR) (Contract Size: 100 Securities, Physical Delivery) | | | | | | | | | | | | | | | | | |
| 1.28 | 1.23 | 1.28 | 1.59% | March 2015 | 1.22 | 1.26 | 1.22 | 1.26 | 1.26 | --- | --- | 1.27 | 1.26 | --- | 6 | 26 | 481 |
| | | | | June 2015 | --- | --- | --- | --- | 1.27 | --- | --- | --- | --- | --- | --- | --- | --- |
| | | | | September 2015 | --- | --- | --- | --- | 1.28 | --- | --- | --- | --- | --- | --- | --- | --- |
| | | | | December 2015 | --- | --- | --- | --- | 1.28 | --- | --- | --- | --- | --- | --- | --- | --- |
| JUMBO SA (CR) (Contract Size: 100 Securities, Physical Delivery) | | | | | | | | | | | | | | | | | |
| 9.34 | 8.82 | 8.96 | -0.99% | March 2015 | 8.86 | 8.97 | 8.61 | 8.81 | 8.81 | --- | --- | 8.90 | 10.90 | --- | 67 | 119 | 827 |
| | | | | June 2015 | --- | --- | --- | --- | 9.13 | --- | --- | --- | --- | --- | --- | --- | --- |
| | | | | September 2015 | --- | --- | --- | --- | 9.17 | --- | --- | --- | --- | --- | --- | --- | --- |
| | | | | December 2015 | --- | --- | --- | --- | 9.04 | --- | --- | --- | --- | --- | --- | --- | --- |
| MARFIN INVESTMENT GROUP (CR) (Contract Size: 100 Securities, Physical Delivery) | | | | | | | | | | | | | | | | | |
| 0.178 | 0.166 | 0.166 | -4.60% | March 2015 | 0.170 | 0.176 | 0.168 | 0.170 | 0.170 | --- | --- | 0.171 | 0.250 | --- | 16 | 321 | 25,836 |
| | | | | June 2015 | --- | --- | --- | --- | 0.176 | --- | --- | --- | --- | --- | --- | --- | --- |
| | | | | September 2015 | --- | --- | --- | --- | 0.176 | --- | --- | --- | --- | --- | --- | --- | --- |
| | | | | December 2015 | --- | --- | --- | --- | 0.177 | --- | --- | --- | --- | --- | --- | --- | --- |
| METKA (CR) (Contract Size: 100 Securities, Physical Delivery) | | | | | | | | | | | | | | | | | |
| 9.09 | 8.71 | 8.91 | 0.56% | March 2015 | 8.87 | 8.90 | 8.71 | 8.90 | 8.90 | --- | --- | 8.92 | 9.30 | --- | 22 | 44 | 369 |
| | | | | June 2015 | --- | --- | --- | --- | 8.94 | --- | --- | --- | --- | --- | --- | --- | --- |
| | | | | September 2015 | --- | --- | --- | --- | 8.68 | --- | --- | --- | --- | --- | --- | --- | --- |
| | | | | December 2015 | --- | --- | --- | --- | 8.73 | --- | --- | --- | --- | --- | --- | --- | --- |

| Underlying Asset | | | | Derivatives Market | | | | | | | | | | | | | |
|--|-----------|---------------|--------|--------------------|------------|-----------|-----------|------------|---------------|----------|----------|------------------|-----------|----------|--------|--------|---------------|
| Price max | Price min | Closing price | change | Delivery Month | Open price | Price max | Price min | Last price | Closing price | Last Bid | Last Ask | Settlement price | Life high | Life low | Trades | Volume | Open Interest |
| MOTOR OIL (CR) | | | | | | | | | | | | | | | | | |
| (Contract Size: 100 Securities, Physical Delivery) | | | | | | | | | | | | | | | | | |
| 6.32 | 5.94 | 6.03 | -1.15% | March 2015 | 6.20 | 6.20 | 5.83 | 6.03 | 6.03 | --- | --- | 6.03 | 6.80 | --- | 29 | 50 | 397 |
| --- | --- | --- | --- | June 2015 | --- | --- | --- | --- | 6.15 | --- | --- | 6.03 | --- | --- | --- | --- | --- |
| --- | --- | --- | --- | September 2015 | --- | --- | --- | --- | 5.98 | --- | --- | --- | --- | --- | --- | --- | --- |
| --- | --- | --- | --- | December 2015 | --- | --- | --- | --- | 6.01 | --- | --- | --- | --- | --- | --- | --- | --- |
| MYTILINEOS HOLDINGS (CR) | | | | | | | | | | | | | | | | | |
| (Contract Size: 100 Securities, Physical Delivery) | | | | | | | | | | | | | | | | | |
| 4.61 | 4.40 | 4.55 | 0.22% | March 2015 | 4.51 | 4.55 | 4.43 | 4.55 | 4.55 | --- | --- | 4.54 | 6.20 | --- | 57 | 186 | 4,509 |
| --- | --- | --- | --- | June 2015 | 4.57 | 4.58 | 4.57 | 4.58 | 4.58 | --- | --- | 4.60 | 6.43 | --- | 2 | 5 | 20 |
| --- | --- | --- | --- | September 2015 | --- | --- | --- | --- | 4.60 | --- | --- | --- | --- | --- | --- | --- | --- |
| --- | --- | --- | --- | December 2015 | --- | --- | --- | --- | 4.63 | --- | --- | --- | --- | --- | --- | --- | --- |
| NATIONAL BANK (CR) | | | | | | | | | | | | | | | | | |
| (Contract Size: 100 Securities, Physical Delivery) | | | | | | | | | | | | | | | | | |
| 1.52 | 1.43 | 1.43 | -4.03% | March 2015 | 1.41 | 1.42 | 1.38 | 1.39 | 1.39 | --- | --- | 1.39 | 1.90 | --- | 338 | 4,690 | 23,228 |
| --- | --- | --- | --- | June 2015 | --- | --- | --- | --- | 1.50 | --- | --- | 1.38 | 2.10 | --- | --- | --- | --- |
| --- | --- | --- | --- | September 2015 | --- | --- | --- | --- | 1.51 | --- | --- | --- | --- | --- | --- | --- | --- |
| --- | --- | --- | --- | December 2015 | --- | --- | --- | --- | 1.52 | --- | --- | --- | --- | --- | --- | --- | --- |
| OPAP (CR) | | | | | | | | | | | | | | | | | |
| (Contract Size: 100 Securities, Physical Delivery) | | | | | | | | | | | | | | | | | |
| 9.32 | 9.05 | 9.16 | -2.86% | March 2015 | 9.00 | 9.00 | 8.77 | 8.82 | 8.82 | --- | --- | 8.86 | 10.50 | --- | 155 | 587 | 2,123 |
| --- | --- | --- | --- | June 2015 | --- | --- | --- | --- | 9.26 | --- | --- | 9.07 | --- | --- | --- | --- | --- |
| --- | --- | --- | --- | September 2015 | --- | --- | --- | --- | 9.31 | --- | --- | --- | --- | --- | --- | --- | --- |
| --- | --- | --- | --- | December 2015 | --- | --- | --- | --- | 9.36 | --- | --- | --- | --- | --- | --- | --- | --- |
| OTE (CR) | | | | | | | | | | | | | | | | | |
| (Contract Size: 100 Securities, Physical Delivery) | | | | | | | | | | | | | | | | | |
| 9.10 | 8.75 | 8.80 | -2.00% | March 2015 | 9.01 | 9.03 | 8.71 | 8.81 | 8.81 | --- | --- | 8.87 | 10.09 | --- | 262 | 928 | 5,477 |
| --- | --- | --- | --- | June 2015 | --- | --- | --- | --- | 9.06 | --- | --- | 8.94 | 10.57 | --- | --- | --- | --- |
| --- | --- | --- | --- | September 2015 | --- | --- | --- | --- | 9.10 | --- | --- | --- | --- | --- | --- | --- | --- |
| --- | --- | --- | --- | December 2015 | --- | --- | --- | --- | 9.15 | --- | --- | --- | --- | --- | --- | --- | --- |
| P.P.A. S.A. (CR) | | | | | | | | | | | | | | | | | |
| (Contract Size: 100 Securities, Physical Delivery) | | | | | | | | | | | | | | | | | |
| 10.22 | 9.87 | 9.87 | -3.23% | March 2015 | 10.12 | 10.12 | 9.93 | 10.00 | 10.00 | --- | --- | 9.70 | 13.20 | --- | 10 | 21 | 293 |
| --- | --- | --- | --- | June 2015 | --- | --- | --- | --- | 10.29 | --- | --- | --- | --- | --- | --- | --- | --- |
| --- | --- | --- | --- | September 2015 | --- | --- | --- | --- | 10.22 | --- | --- | --- | --- | --- | --- | --- | --- |
| --- | --- | --- | --- | December 2015 | --- | --- | --- | --- | 10.27 | --- | --- | --- | --- | --- | --- | --- | --- |
| PIRAEUS BANK (CR) | | | | | | | | | | | | | | | | | |
| (Contract Size: 100 Securities, Physical Delivery) | | | | | | | | | | | | | | | | | |
| 0.967 | 0.913 | 0.913 | -2.87% | March 2015 | 0.908 | 0.936 | 0.864 | 0.882 | 0.882 | --- | --- | 0.889 | 1.34 | --- | 167 | 1,712 | 17,860 |
| --- | --- | --- | --- | June 2015 | --- | --- | --- | --- | 0.948 | --- | --- | 0.903 | 1.00 | --- | --- | --- | 5 |
| --- | --- | --- | --- | September 2015 | --- | --- | --- | --- | 0.953 | --- | --- | --- | --- | --- | --- | --- | --- |
| --- | --- | --- | --- | December 2015 | --- | --- | --- | --- | 0.958 | --- | --- | --- | --- | --- | --- | --- | --- |
| PPC (CR) | | | | | | | | | | | | | | | | | |
| (Contract Size: 100 Securities, Physical Delivery) | | | | | | | | | | | | | | | | | |
| 5.19 | 4.90 | 4.90 | -2.58% | March 2015 | 5.13 | 5.17 | 4.88 | 4.92 | 4.92 | --- | --- | 4.96 | 7.94 | --- | 292 | 1,101 | 4,657 |
| --- | --- | --- | --- | June 2015 | 5.13 | 5.13 | 5.13 | 5.13 | 5.13 | --- | --- | 5.09 | 8.06 | --- | 1 | 10 | 10 |
| --- | --- | --- | --- | September 2015 | --- | --- | --- | --- | 5.07 | --- | --- | --- | --- | --- | --- | --- | --- |
| --- | --- | --- | --- | December 2015 | --- | --- | --- | --- | 5.09 | --- | --- | --- | --- | --- | --- | --- | --- |

| Underlying Asset | | | | Derivatives Market | | | | | | | | | | | | | |
|----------------------------|-----------|---------------|--------|--|------------|-----------|-----------|------------|---------------|----------|----------|------------------|-----------|----------|--------|--------|---------------|
| Price max | Price min | Closing price | change | Delivery Month | Open price | Price max | Price min | Last price | Closing price | Last Bid | Last Ask | Settlement price | Life high | Life low | Trades | Volume | Open Interest |
| SIDENOR (CR) | | | | (Contract Size: 100 Securities, Physical Delivery) | | | | | | | | | | | | | |
| 0.570 | 0.544 | 0.555 | -1.77% | March 2015 | 0.554 | 0.554 | 0.554 | 0.554 | 0.554 | --- | --- | 0.589 | 0.588 | --- | 3 | 3 | 825 |
| | | | | June 2015 | --- | --- | --- | --- | 0.570 | --- | --- | --- | --- | --- | --- | --- | --- |
| | | | | September 2015 | --- | --- | --- | --- | 0.573 | --- | --- | --- | --- | --- | --- | --- | --- |
| | | | | December 2015 | --- | --- | --- | --- | 0.576 | --- | --- | --- | --- | --- | --- | --- | --- |
| TERNA ENERGY (CR) | | | | (Contract Size: 100 Securities, Physical Delivery) | | | | | | | | | | | | | |
| 1.89 | 1.81 | 1.82 | -2.15% | March 2015 | 1.89 | 1.89 | 1.80 | 1.83 | 1.83 | --- | --- | 1.86 | 2.30 | --- | 12 | 23 | 943 |
| | | | | June 2015 | --- | --- | --- | --- | 1.82 | --- | --- | 2.32 | 2.47 | --- | --- | --- | 810 |
| | | | | September 2015 | --- | --- | --- | --- | 1.83 | --- | --- | --- | --- | --- | --- | --- | --- |
| | | | | December 2015 | --- | --- | --- | --- | 1.83 | --- | --- | --- | --- | --- | --- | --- | --- |
| TITAN CEMENT (CR) | | | | (Contract Size: 100 Securities, Physical Delivery) | | | | | | | | | | | | | |
| 19.75 | 19.00 | 19.35 | 1.42% | March 2015 | 19.12 | 19.55 | 19.00 | 19.55 | 19.55 | --- | --- | 19.61 | 20.97 | --- | 33 | 63 | 559 |
| | | | | June 2015 | --- | --- | --- | --- | 19.25 | --- | --- | --- | --- | --- | --- | --- | --- |
| | | | | September 2015 | --- | --- | --- | --- | 19.24 | --- | --- | --- | --- | --- | --- | --- | --- |
| | | | | December 2015 | --- | --- | --- | --- | 19.34 | --- | --- | --- | --- | --- | --- | --- | --- |
| VIOHALCO SA/NV (CB) | | | | (Contract Size: 100 Securities, Physical Delivery) | | | | | | | | | | | | | |
| 1.97 | 1.88 | 1.94 | 2.11% | March 2015 | 1.86 | 1.90 | 1.83 | 1.84 | 1.84 | --- | --- | 1.92 | 2.02 | --- | 4 | 10 | 464 |
| | | | | June 2015 | --- | --- | --- | --- | 1.92 | --- | --- | --- | --- | --- | --- | --- | --- |
| | | | | September 2015 | --- | --- | --- | --- | 1.93 | --- | --- | --- | --- | --- | --- | --- | --- |
| | | | | December 2015 | --- | --- | --- | --- | 1.94 | --- | --- | --- | --- | --- | --- | --- | --- |

FTSE/Athex Large Cap

(Trade Unit: 1 Index Point x 5€ - Exercise Style: European, Cash Settlement)

| Exercise Price | Call Options | | | | | | | | | | | | | | Put Options | | | | | | | | | | | | | | Exercise Price | | | | |
|-------------------|--------------|-----------|-----------|------------|---------------|--------|---------------|---------------|-----------|-----------|------------|---------------|--------|---------------|--------------|---------------|--------------|-----------|-----------|------------|---------------|--------|---------------|---------------|-----------|-----------|------------|---------------|----------------|--------|---------------|--------|---------------|
| | January 2015 | | | | | | | February 2015 | | | | | | | Other Months | | January 2015 | | | | | | | February 2015 | | | | | | | Other Months | | |
| | Open price | Price max | Price min | Last price | Closing price | Volume | Open Interest | Open price | Price max | Price min | Last price | Closing price | Volume | Open Interest | Volume | Open Interest | Open price | Price max | Price min | Last price | Closing price | Volume | Open Interest | Open price | Price max | Price min | Last price | Closing price | | Volume | Open Interest | Volume | Open Interest |
| 355 | - | - | - | - | - | - | - | - | - | - | - | - | - | - | - | - | - | - | - | - | - | - | - | - | - | - | - | - | - | - | - | - | 355 |
| 360 | - | - | - | - | - | - | - | - | - | - | - | - | - | - | - | - | - | - | - | - | - | - | - | - | - | - | - | - | - | - | - | - | 360 |
| 365 | - | - | - | - | - | - | - | - | - | - | - | - | - | - | - | - | - | - | - | - | - | - | - | - | - | - | - | - | - | - | - | - | 365 |
| 370 | - | - | - | - | - | - | - | - | - | - | - | - | - | - | - | - | - | - | - | - | - | - | - | - | - | - | - | - | - | - | - | - | 370 |
| 375 | - | - | - | - | - | - | - | - | - | - | - | - | - | - | - | - | - | - | - | - | - | - | - | - | - | - | - | - | - | - | - | - | 375 |
| 380 | - | - | - | - | - | - | - | - | - | - | - | - | - | - | - | - | - | - | - | - | - | - | - | - | - | - | - | - | - | - | - | - | 380 |
| 385 | - | - | - | - | - | - | - | - | - | - | - | - | - | - | - | - | - | - | - | - | - | - | - | - | - | - | - | - | - | - | - | - | 385 |
| 390 | - | - | - | - | - | - | - | - | - | - | - | - | - | - | - | - | - | - | - | - | - | - | - | - | - | - | - | - | - | - | - | - | 390 |
| 395 | - | - | - | - | - | - | - | - | - | - | - | - | - | - | - | - | - | - | - | - | - | - | - | - | - | - | - | - | - | - | - | - | 395 |
| 400 | - | - | - | - | - | - | - | - | - | - | - | - | - | - | - | - | - | - | - | - | - | - | - | - | - | - | - | - | - | - | - | - | 400 |
| 405 | - | - | - | - | - | - | - | - | - | - | - | - | - | - | - | - | - | - | - | - | - | - | - | - | - | - | - | - | - | - | - | - | 405 |
| 410 | - | - | - | - | - | - | - | - | - | - | - | - | - | - | - | - | - | - | - | - | - | - | - | - | - | - | - | - | - | - | - | - | 410 |
| 415 | - | - | - | - | - | - | - | - | - | - | - | - | - | - | - | - | - | - | - | - | - | - | - | - | - | - | - | - | - | - | - | - | 415 |
| 420 | - | - | - | - | - | - | - | - | - | - | - | - | - | - | - | - | - | - | - | - | - | - | - | - | - | - | - | - | - | - | - | - | 420 |
| 425 | - | - | - | - | - | - | - | - | - | - | - | - | - | - | - | - | - | - | - | - | - | - | - | - | - | - | - | - | - | - | - | - | 425 |
| 430 | - | - | - | - | - | - | - | - | - | - | - | - | - | - | - | - | - | - | - | - | - | - | - | - | - | - | - | - | - | - | - | - | 430 |
| 435 | - | - | - | - | - | - | - | - | - | - | - | - | - | - | - | - | - | - | - | - | - | - | - | - | - | - | - | - | - | - | - | - | 435 |
| 440 | 0.00 | 0.00 | 0.00 | - | 0.01 | - | - | 0.00 | 0.00 | 0.00 | - | 0.09 | - | - | - | 0.00 | 0.00 | 0.00 | - | 178.00 | - | 61 | 0.00 | 0.00 | 0.00 | - | 183.00 | - | - | - | - | 440 | |
| 445 | - | - | - | - | - | - | - | - | - | - | - | - | - | - | - | - | - | - | - | - | - | - | - | - | - | - | - | - | - | - | - | - | 445 |
| 450 | - | - | - | - | - | - | - | - | - | - | - | - | - | - | - | - | - | - | - | - | - | - | - | - | - | - | - | - | - | - | - | - | 450 |
| 455 | - | - | - | - | - | - | - | - | - | - | - | - | - | - | - | - | - | - | - | - | - | - | - | - | - | - | - | - | - | - | - | - | 455 |
| Totals: | | | | | | 120 | 5,388 | | | | | 1,001 | 1,647 | 0 | 0 | | | | | 75 | 1,462 | | | | | 20 | 205 | 0 | 293 | | | | |
| Number of Trades: | | | | | | | 12 | | | | | | 16 | | 0 | | | | | | 8 | | | | | | 5 | | | 0 | | | |

FTSE/Athex Large Cap

(Trade Unit: 1 Index Point x 5€ - Exercise Style: European, Cash Settlement)

| Call Options | | | | | | | | | | | | | | | | Put Options | | | | | | | | | | | | | | | | | |
|----------------|------------|-----------|-----------|------------|---------------|--------|---------------|---------------|-----------|-----------|------------|---------------|--------|---------------|--------|---------------|------------|-----------|-----------|--------------|---------------|--------|---------------|------------|-----------|---------------|------------|---------------|--------|---------------|--------|---------------|----------------|
| January 2015 | | | | | | | | February 2015 | | | | | | | | Other Months | | | | January 2015 | | | | | | February 2015 | | | | Other Months | | | |
| Exercise Price | Open price | Price max | Price min | Last price | Closing price | Volume | Open Interest | Open price | Price max | Price min | Last price | Closing price | Volume | Open Interest | Volume | Open Interest | Open price | Price max | Price min | Last price | Closing price | Volume | Open Interest | Open price | Price max | Price min | Last price | Closing price | Volume | Open Interest | Volume | Open Interest | Exercise Price |

ALPHA BANK (CR)

(Contract Size: 100 Securities, Exercise Style: American, Physical Delivery)

| Exercise Price | Call Options | | | | | | | | | | | | | | Put Options | | | | | | | | | | | | | | | | | | |
|-------------------|--------------|-----------|-----------|------------|---------------|--------|---------------|---------------|-----------|-----------|------------|---------------|--------|---------------|--------------|---------------|--------------|-----------|-----------|------------|---------------|--------|---------------|---------------|-----------|-----------|------------|---------------|--------|---------------|--------------|---------------|----------------|
| | January 2015 | | | | | | | February 2015 | | | | | | | Other Months | | January 2015 | | | | | | | February 2015 | | | | | | | Other Months | | Exercise Price |
| | Open price | Price max | Price min | Last price | Closing price | Volume | Open Interest | Open price | Price max | Price min | Last price | Closing price | Volume | Open Interest | Volume | Open Interest | Open price | Price max | Price min | Last price | Closing price | Volume | Open Interest | Open price | Price max | Price min | Last price | Closing price | Volume | Open Interest | Volume | Open Interest | |
| 0.100 | 0.000 | 0.000 | 0.000 | 0.385 | - | - | 0.000 | 0.000 | 0.000 | 0.385 | - | - | | | | 0.000 | 0.000 | 0.000 | 0.001 | - | - | 0.000 | 0.000 | 0.000 | 0.001 | - | - | | | | 0.001 | | |
| 0.200 | 0.000 | 0.000 | 0.000 | 0.285 | - | - | 0.000 | 0.000 | 0.000 | 0.285 | - | - | | | | 0.000 | 0.000 | 0.000 | 0.001 | - | - | 0.000 | 0.000 | 0.000 | 0.001 | - | - | | | | 0.002 | | |
| 0.300 | 0.000 | 0.000 | 0.000 | 0.185 | - | - | 0.000 | 0.000 | 0.000 | 0.187 | - | - | | | | 0.000 | 0.000 | 0.000 | 0.001 | - | - | 0.000 | 0.000 | 0.000 | 0.001 | - | - | | | | 0.003 | | |
| 0.400 | 0.000 | 0.000 | 0.000 | 0.085 | - | - | 0.000 | 0.000 | 0.000 | 0.100 | - | - | | | | 0.000 | 0.000 | 0.000 | 0.009 | - | - | 0.000 | 0.000 | 0.000 | 0.014 | - | - | | | | 0.004 | | |
| 0.500 | 0.000 | 0.000 | 0.000 | 0.005 | - | - | 0.000 | 0.000 | 0.000 | 0.042 | - | - | | | | 0.000 | 0.000 | 0.000 | 0.020 | - | - | 0.000 | 0.000 | 0.000 | 0.057 | - | - | | | | 0.005 | | |
| 0.600 | 0.000 | 0.000 | 0.000 | 0.003 | - | - | 0.000 | 0.000 | 0.000 | 0.015 | - | - | | | | 0.000 | 0.000 | 0.000 | 0.115 | - | - | 0.000 | 0.000 | 0.000 | 0.129 | - | - | | | | 0.006 | | |
| 0.700 | 0.000 | 0.000 | 0.000 | 0.001 | - | - | 0.000 | 0.000 | 0.000 | 0.005 | - | - | | | | 0.000 | 0.000 | 0.000 | 0.215 | - | - | 0.000 | 0.000 | 0.000 | 0.219 | - | - | | | | 0.007 | | |
| 0.800 | 0.000 | 0.000 | 0.000 | 0.001 | - | - | 0.000 | 0.000 | 0.000 | 0.001 | - | - | | | | 0.000 | 0.000 | 0.000 | 0.315 | - | - | 0.000 | 0.000 | 0.000 | 0.316 | - | - | | | | 0.008 | | |
| 0.900 | 0.000 | 0.000 | 0.000 | 0.003 | - | - | 0.000 | 0.000 | 0.000 | 0.001 | - | - | | | | 0.000 | 0.000 | 0.000 | 0.415 | - | - | 0.000 | 0.000 | 0.000 | 0.415 | - | - | | | | 0.009 | | |
| 1.000 | 0.000 | 0.000 | 0.000 | 0.001 | - | - | 0.000 | 0.000 | 0.000 | 0.001 | - | - | | | | 0.000 | 0.000 | 0.000 | 0.515 | - | - | 0.000 | 0.000 | 0.000 | 0.515 | - | - | | | | 0.010 | | |
| 1.100 | | | | | - | - | | | | | - | - | | | | | | | | - | - | | | | | - | - | | | | 0.011 | | |
| Totals: | | | | | | 0 | 0 | | | | 0 | 0 | | 0 | 0 | | | | 0 | 0 | | 0 | 0 | | 0 | 0 | | 0 | 0 | | 0 | | |
| Number of Trades: | | | | | | 0 | | | | | 0 | | | 0 | | | | | | 0.00 | | | | | | 0 | | | 0 | | | | |

NATIONAL BANK (CR)

(Contract Size: 100 Securities, Exercise Style: American, Physical Delivery)

| Exercise Price | Call Options | | | | | | | | | | | | | | Put Options | | | | | | | | | | | | | | | | | | | | |
|-------------------|--------------|-----------|-----------|------------|---------------|--------|---------------|------------|-----------|-----------|------------|---------------|--------------|---------------|--------------|---------------|------------|-----------|-----------|------------|---------------|--------|---------------|------------|-----------|-----------|--------------|---------------|----------------|--------|---------------|--------|---------------|---|---|
| | January 2015 | | | | | | February 2015 | | | | | | Other Months | | January 2015 | | | | | | February 2015 | | | | | | Other Months | | Exercise Price | | | | | | |
| | Open price | Price max | Price min | Last price | Closing price | Volume | Open Interest | Open price | Price max | Price min | Last price | Closing price | Volume | Open Interest | Volume | Open Interest | Open price | Price max | Price min | Last price | Closing price | Volume | Open Interest | Open price | Price max | Price min | Last price | Closing price | | Volume | Open Interest | Volume | Open Interest | | |
| 1.000 | 0.000 | 0.000 | 0.000 | 0.490 | - | - | 0.000 | 0.000 | 0.000 | 0.501 | - | - | | | | 0.000 | 0.000 | 0.000 | 0.002 | - | - | 0.000 | 0.000 | 0.000 | 0.009 | - | - | | | | | 0.010 | | | |
| 1.100 | 0.000 | 0.000 | 0.000 | 0.390 | - | - | 0.000 | 0.000 | 0.000 | 0.412 | - | - | | | | 0.000 | 0.000 | 0.000 | 0.011 | - | - | 0.000 | 0.000 | 0.000 | 0.020 | - | - | | | | 0.011 | | | | |
| 1.200 | 0.000 | 0.000 | 0.000 | 0.290 | - | - | 0.000 | 0.000 | 0.000 | 0.332 | - | 22 | | | | 0.000 | 0.000 | 0.000 | 0.004 | - | - | 0.000 | 0.000 | 0.000 | 0.040 | - | - | | | | 0.012 | | | | |
| 1.300 | 0.000 | 0.000 | 0.000 | 0.190 | - | - | 0.000 | 0.000 | 0.000 | 0.262 | - | - | | | | 0.000 | 0.000 | 0.000 | 0.022 | - | - | 0.000 | 0.000 | 0.000 | 0.069 | - | - | | | | 0.013 | | | | |
| 1.400 | 0.000 | 0.000 | 0.000 | 0.097 | - | - | 0.000 | 0.000 | 0.000 | 0.202 | - | - | | | | 0.000 | 0.000 | 0.000 | 0.007 | - | - | 0.000 | 0.000 | 0.000 | 0.109 | - | - | | | | 0.014 | | | | |
| 1.500 | 0.000 | 0.000 | 0.000 | 0.032 | - | 20 | 0.000 | 0.000 | 0.000 | 0.153 | - | 10 | | | | 0.000 | 0.000 | 0.000 | 0.042 | - | - | 0.000 | 0.000 | 0.000 | 0.160 | - | - | | | | 0.015 | | | | |
| 1.600 | 0.000 | 0.000 | 0.000 | 0.006 | - | 30 | 0.000 | 0.000 | 0.000 | 0.113 | - | - | | | | 0.000 | 0.000 | 0.000 | 0.116 | - | - | 0.000 | 0.000 | 0.000 | 0.220 | - | - | | | | 0.016 | | | | |
| 1.700 | 0.000 | 0.000 | 0.000 | 0.001 | - | - | 0.000 | 0.000 | 0.000 | 0.083 | - | - | | | | 0.000 | 0.000 | 0.000 | 0.210 | - | - | 0.000 | 0.000 | 0.000 | 0.290 | - | - | | | | 0.017 | | | | |
| 1.800 | 0.000 | 0.000 | 0.000 | 0.002 | - | - | 0.000 | 0.000 | 0.000 | 0.061 | - | - | | | | 0.000 | 0.000 | 0.000 | 0.310 | - | 200 | 0.000 | 0.000 | 0.000 | 0.368 | - | - | | | | 0.018 | | | | |
| 1.900 | 0.000 | 0.000 | 0.000 | 0.001 | - | 20 | 0.000 | 0.000 | 0.000 | 0.043 | - | - | | | | 0.000 | 0.000 | 0.000 | 0.410 | - | - | 0.000 | 0.000 | 0.000 | 0.450 | - | - | | | | 0.019 | | | | |
| 2.000 | 0.000 | 0.000 | 0.000 | 0.001 | - | 220 | 0.000 | 0.000 | 0.000 | 0.030 | - | - | | | | 0.000 | 0.000 | 0.000 | 0.510 | - | - | 0.000 | 0.000 | 0.000 | 0.537 | - | - | | | | 0.020 | | | | |
| 2.200 | 0.000 | 0.000 | 0.000 | 0.001 | - | - | 0.000 | 0.000 | 0.000 | 0.015 | - | - | | | | 0.000 | 0.000 | 0.000 | 0.710 | - | - | 0.000 | 0.000 | 0.000 | 0.722 | - | - | | | | 0.022 | | | | |
| 2.400 | 0.000 | 0.000 | 0.000 | 0.003 | - | - | 0.000 | 0.000 | 0.000 | 0.007 | - | - | | | | 0.000 | 0.000 | 0.000 | 0.910 | - | - | 0.000 | 0.000 | 0.000 | 0.914 | - | - | | | | 0.024 | | | | |
| 2.600 | 0.000 | 0.000 | 0.000 | 0.001 | - | - | 0.000 | 0.000 | 0.000 | 0.003 | - | - | | | | 0.000 | 0.000 | 0.000 | 1.11 | - | - | 0.000 | 0.000 | 0.000 | 1.11 | - | - | | | | 0.026 | | | | |
| 2.800 | 0.000 | 0.000 | 0.000 | 0.001 | - | - | 0.000 | 0.000 | 0.000 | 0.001 | - | - | | | | 0.000 | 0.000 | 0.000 | 1.31 | - | - | 0.000 | 0.000 | 0.000 | 1.31 | - | - | | | | 0.028 | | | | |
| 3.000 | 0.000 | 0.000 | 0.000 | 0.003 | - | - | | | | | - | - | | | | 0.000 | 0.000 | 0.000 | 1.51 | - | - | | | | | - | - | | | | 0.030 | | | | |
| 3.200 | | | | | - | - | | | | | - | - | | | | | | | | | | | | | | - | - | | | | 0.032 | | | | |
| 3.400 | | | | | - | - | | | | | - | - | | | | | | | | | | | | | | - | - | | | | 0.034 | | | | |
| 3.600 | | | | | - | - | | | | | - | - | | | | | | | | | | | | | | - | - | | | | 0.036 | | | | |
| 3.800 | | | | | - | - | | | | | - | - | | | | | | | | | | | | | | - | - | | | | 0.038 | | | | |
| 4.000 | | | | | - | - | | | | | - | - | | | | | | | | | | | | | | - | - | | | | 0.040 | | | | |
| 4.400 | | | | | - | - | | | | | - | - | | | | | | | | | | | | | | - | - | | | | 0.044 | | | | |
| 4.800 | | | | | - | - | | | | | - | - | | | | | | | | | | | | | | - | - | | | | 0.048 | | | | |
| 5.200 | | | | | - | - | | | | | - | - | | | | | | | | | | | | | | - | - | | | | 0.052 | | | | |
| 5.600 | | | | | - | - | | | | | - | - | | | | | | | | | | | | | | - | - | | | | 0.056 | | | | |
| Totals: | | | | | | 0 | 290 | | | | | | | 0 | 32 | 0 | 0 | | | | | | | 0 | 200 | | | | | | | 0 | 0 | 0 | 0 |
| Number of Trades: | | | | | | 0 | | | | | | | 0 | | | | | | | 0 | | | | | | | 0 | | | | | | | 0 | |

OPAP (CR)

(Contract Size: 100 Securities, Exercise Style: American, Physical Delivery)

| Exercise Price | Call Options | | | | | | | | | | | | | | Put Options | | | | | | | | | | | | | | | | | | |
|-------------------|--------------|-----------|-----------|------------|---------------|--------|---------------|---------------|-----------|-----------|------------|---------------|--------|---------------|--------------|---------------|--------------|-----------|-----------|------------|---------------|--------|---------------|---------------|-----------|-----------|------------|---------------|--------|---------------|--------------|---------------|----------------|
| | January 2015 | | | | | | | February 2015 | | | | | | | Other Months | | January 2015 | | | | | | | February 2015 | | | | | | | Other Months | | Exercise Price |
| | Open price | Price max | Price min | Last price | Closing price | Volume | Open Interest | Open price | Price max | Price min | Last price | Closing price | Volume | Open Interest | Volume | Open Interest | Open price | Price max | Price min | Last price | Closing price | Volume | Open Interest | Open price | Price max | Price min | Last price | Closing price | Volume | Open Interest | Volume | Open Interest | |
| 7.200 | 0.000 | 0.000 | 0.000 | 2.23 | - | - | 0.000 | 0.000 | 0.000 | 2.29 | - | - | | | | 0.000 | 0.000 | 0.000 | 0.033 | - | - | 0.000 | 0.000 | 0.000 | 0.042 | - | - | | | | 0.072 | | |
| 7.600 | 0.000 | 0.000 | 0.000 | 1.83 | - | - | 0.000 | 0.000 | 0.000 | 1.93 | - | - | | | | 0.000 | 0.000 | 0.000 | 0.001 | - | - | 0.000 | 0.000 | 0.000 | 0.082 | - | - | | | | 0.076 | | |
| 8.000 | 0.000 | 0.000 | 0.000 | 1.43 | - | - | 0.000 | 0.000 | 0.000 | 1.59 | - | - | | | | 0.000 | 0.000 | 0.000 | 0.011 | - | - | 0.000 | 0.000 | 0.000 | 0.148 | - | - | | | | 0.080 | | |
| 8.400 | 0.000 | 0.000 | 0.000 | 1.03 | - | - | 0.000 | 0.000 | 0.000 | 1.29 | - | - | | | | 0.000 | 0.000 | 0.000 | 0.062 | - | - | 0.000 | 0.000 | 0.000 | 0.246 | - | - | | | | 0.084 | | |
| 8.800 | 0.000 | 0.000 | 0.000 | 0.638 | - | - | 0.000 | 0.000 | 0.000 | 1.03 | - | - | | | | 0.000 | 0.000 | 0.000 | 0.007 | - | - | 0.000 | 0.000 | 0.000 | 0.380 | - | - | | | | 0.088 | | |
| 9.200 | 0.000 | 0.000 | 0.000 | 0.297 | - | - | 0.000 | 0.000 | 0.000 | 0.800 | - | - | | | | 0.000 | 0.000 | 0.000 | 0.066 | - | - | 0.000 | 0.000 | 0.000 | 0.552 | - | - | | | | 0.092 | | |
| 9.600 | 0.000 | 0.000 | 0.000 | 0.089 | - | - | 0.000 | 0.000 | 0.000 | 0.609 | - | - | | | | 0.000 | 0.000 | 0.000 | 0.258 | - | - | 0.000 | 0.000 | 0.000 | 0.761 | - | - | | | | 0.096 | | |
| 10.000 | 0.000 | 0.000 | 0.000 | 0.014 | - | - | 0.000 | 0.000 | 0.000 | 0.453 | - | - | | | | 0.000 | 0.000 | 0.000 | 0.583 | - | - | 0.000 | 0.000 | 0.000 | 1.00 | - | - | | | | 0.100 | | |
| 11.000 | 0.000 | 0.000 | 0.000 | 0.004 | - | - | 0.000 | 0.000 | 0.000 | 0.199 | - | - | | | | 0.000 | 0.000 | 0.000 | 1.57 | - | - | 0.000 | 0.000 | 0.000 | 1.75 | - | - | | | | 0.110 | | |
| 12.000 | 0.000 | 0.000 | 0.000 | 0.004 | - | - | 0.000 | 0.000 | 0.000 | 0.081 | - | - | | | | 0.000 | 0.000 | 0.000 | 2.57 | - | - | 0.000 | 0.000 | 0.000 | 2.63 | - | - | | | | 0.120 | | |
| 13.000 | 0.000 | 0.000 | 0.000 | 0.001 | - | - | 0.000 | 0.000 | 0.000 | 0.029 | - | - | | | | 0.000 | 0.000 | 0.000 | 3.57 | - | - | 0.000 | 0.000 | 0.000 | 3.59 | - | - | | | | 0.130 | | |
| 14.000 | | | | | - | - | | | | | - | - | | | | | | | | | | | | | | - | - | | | | 0.140 | | |
| 15.000 | | | | | - | - | | | | | - | - | | | | | | | | | | | | | | - | - | | | | 0.150 | | |
| 16.000 | | | | | - | - | | | | | - | - | | | | | | | | | | | | | | - | - | | | | 0.160 | | |
| 17.000 | | | | | - | - | | | | | - | - | | | | | | | | | | | | | | - | - | | | | 0.170 | | |
| 18.000 | | | | | - | - | | | | | - | - | | | | | | | | | | | | | | - | - | | | | 0.180 | | |
| Totals: | | | | | 0 | 0 | | | | | 0 | 0 | | 0 | 0 | | | | | 0 | 0 | | | | | 0 | 0 | | 0 | 0 | | | |
| Number of Trades: | | | | | 0 | | | | | | 0 | | | 0 | | | | | | 0.00 | | | | | | 0 | | | 0 | | | | |

OTE (CR)

(Contract Size: 100 Securities, Exercise Style: American, Physical Delivery)

| Exercise Price | Call Options | | | | | | | | | | | | | | Put Options | | | | | | | | | | | | | | | | | | | | |
|-------------------|--------------|-----------|-----------|------------|---------------|--------|---------------|------------|-----------|-----------|------------|---------------|--------------|---------------|--------------|---------------|------------|-----------|-----------|------------|---------------|--------|---------------|------------|-----------|-----------|--------------|---------------|----------------|--------|---------------|--------|---------------|-------|---|
| | January 2015 | | | | | | February 2015 | | | | | | Other Months | | January 2015 | | | | | | February 2015 | | | | | | Other Months | | Exercise Price | | | | | | |
| | Open price | Price max | Price min | Last price | Closing price | Volume | Open Interest | Open price | Price max | Price min | Last price | Closing price | Volume | Open Interest | Volume | Open Interest | Open price | Price max | Price min | Last price | Closing price | Volume | Open Interest | Open price | Price max | Price min | Last price | Closing price | | Volume | Open Interest | Volume | Open Interest | | |
| 7.600 | 0.000 | 0.000 | 0.000 | | 1.38 | - | - | 0.000 | 0.000 | 0.000 | | 1.51 | - | - | | | 0.000 | 0.000 | 0.000 | | 0.003 | - | - | 0.000 | 0.000 | 0.000 | | 0.119 | | - | - | | | 0.076 | |
| 8.000 | 0.000 | 0.000 | 0.000 | | 0.981 | - | - | 0.000 | 0.000 | 0.000 | | 1.21 | - | - | | | 0.000 | 0.000 | 0.000 | | 0.029 | - | - | 0.000 | 0.000 | 0.000 | | 0.210 | - | - | | | 0.080 | | |
| 8.400 | 0.000 | 0.000 | 0.000 | | 0.587 | - | - | 0.000 | 0.000 | 0.000 | | 0.936 | - | - | | | 0.000 | 0.000 | 0.000 | | 0.006 | - | - | 0.000 | 0.000 | 0.000 | | 0.340 | - | - | | | 0.084 | | |
| 8.800 | 0.000 | 0.000 | 0.000 | | 0.247 | - | - | 0.000 | 0.000 | 0.000 | | 0.708 | - | - | | | 0.000 | 0.000 | 0.000 | | 0.066 | - | 5 | 0.000 | 0.000 | 0.000 | | 0.511 | - | - | | | 0.088 | | |
| 9.200 | 0.000 | 0.000 | 0.000 | | 0.058 | - | - | 0.000 | 0.000 | 0.000 | | 0.523 | - | - | | | 0.000 | 0.000 | 0.000 | | 0.277 | - | 15 | 0.000 | 0.000 | 0.000 | | 0.725 | - | - | | | 0.092 | | |
| 9.600 | 0.000 | 0.000 | 0.000 | | 0.006 | - | 15 | 0.000 | 0.000 | 0.000 | | 0.376 | - | - | | | 0.000 | 0.000 | 0.000 | | 0.625 | - | 2 | 0.000 | 0.000 | 0.000 | | 0.978 | - | - | | | 0.096 | | |
| 10.000 | 0.000 | 0.000 | 0.000 | | 0.003 | - | - | 0.000 | 0.000 | 0.000 | | 0.263 | - | - | | | 0.000 | 0.000 | 0.000 | | 1.02 | - | - | 0.000 | 0.000 | 0.000 | | 1.27 | - | - | | | 0.100 | | |
| 11.000 | 0.000 | 0.000 | 0.000 | | 0.001 | - | 150 | 0.000 | 0.000 | 0.000 | | 0.098 | - | - | | | 0.000 | 0.000 | 0.000 | | 2.02 | - | - | 0.000 | 0.000 | 0.000 | | 2.10 | - | - | | | 0.110 | | |
| 12.000 | 0.000 | 0.000 | 0.000 | | 0.003 | - | - | 0.000 | 0.000 | 0.000 | | 0.031 | - | - | | | 0.000 | 0.000 | 0.000 | | 3.02 | - | - | 0.000 | 0.000 | 0.000 | | 3.04 | - | - | | | 0.120 | | |
| 13.000 | 0.000 | 0.000 | 0.000 | | 0.002 | - | - | 0.000 | 0.000 | 0.000 | | 0.010 | - | - | | | 0.000 | 0.000 | 0.000 | | 4.02 | - | - | 0.000 | 0.000 | 0.000 | | 4.02 | - | - | | | 0.130 | | |
| 14.000 | 0.000 | 0.000 | 0.000 | | 0.004 | - | - | 0.000 | 0.000 | 0.000 | | 0.003 | - | - | | | 0.000 | 0.000 | 0.000 | | 5.02 | - | - | 0.000 | 0.000 | 0.000 | | 5.02 | - | - | | | 0.140 | | |
| 15.000 | | | | | | - | - | | | | | | - | - | | | | | | | | - | - | | | | | | - | - | | | 0.150 | | |
| 16.000 | | | | | | - | - | | | | | | - | - | | | | | | | | - | - | | | | | | - | - | | | 0.160 | | |
| Totals: | | | | | | 0 | 165 | | | | | | | 0 | 0 | 0 | 0 | | | | | | | 0 | 22 | | | | | | | 0 | 10 | 0 | 0 |
| Number of Trades: | | | | | | 0 | | | | | | | 0 | 0 | | | | | | | 0.00 | | | | | | | 0 | 0 | | | | | | |

PIRAEUS BANK (CR)

(Contract Size: 100 Securities, Exercise Style: American, Physical Delivery)

| Exercise Price | Call Options | | | | | | | | | | | | | | Put Options | | | | | | | | | | | | | | | | | | |
|-------------------|--------------|-----------|-----------|------------|---------------|--------|---------------|---------------|-----------|-----------|------------|---------------|--------|---------------|--------------|---------------|--------------|-----------|-----------|------------|---------------|--------|---------------|---------------|-----------|-----------|------------|---------------|--------|---------------|--------------|---------------|----------------|
| | January 2015 | | | | | | | February 2015 | | | | | | | Other Months | | January 2015 | | | | | | | February 2015 | | | | | | | Other Months | | Exercise Price |
| | Open price | Price max | Price min | Last price | Closing price | Volume | Open Interest | Open price | Price max | Price min | Last price | Closing price | Volume | Open Interest | Volume | Open Interest | Open price | Price max | Price min | Last price | Closing price | Volume | Open Interest | Open price | Price max | Price min | Last price | Closing price | Volume | Open Interest | Volume | Open Interest | |
| 0.600 | 0.000 | 0.000 | 0.000 | 0.340 | - | - | 0.000 | 0.000 | 0.000 | 0.345 | - | - | | | | 0.000 | 0.000 | 0.000 | 0.001 | - | - | 0.000 | 0.000 | 0.000 | 0.003 | - | - | | | | 0.006 | | |
| 0.700 | 0.000 | 0.000 | 0.000 | 0.240 | - | - | 0.000 | 0.000 | 0.000 | 0.255 | - | - | | | | 0.000 | 0.000 | 0.000 | 0.002 | - | - | 0.000 | 0.000 | 0.000 | 0.014 | - | - | | | | 0.007 | | |
| 0.800 | 0.000 | 0.000 | 0.000 | 0.140 | - | - | 0.000 | 0.000 | 0.000 | 0.179 | - | - | | | | 0.000 | 0.000 | 0.000 | 0.001 | - | - | 0.000 | 0.000 | 0.000 | 0.037 | - | - | | | | 0.008 | | |
| 0.900 | 0.000 | 0.000 | 0.000 | 0.048 | - | - | 0.000 | 0.000 | 0.000 | 0.119 | - | - | | | | 0.000 | 0.000 | 0.000 | 0.008 | - | - | 0.000 | 0.000 | 0.000 | 0.078 | - | - | | | | 0.009 | | |
| 1.000 | 0.000 | 0.000 | 0.000 | 0.005 | - | - | 0.000 | 0.000 | 0.000 | 0.076 | - | - | | | | 0.000 | 0.000 | 0.000 | 0.065 | - | - | 0.000 | 0.000 | 0.000 | 0.134 | - | - | | | | 0.010 | | |
| 1.100 | 0.000 | 0.000 | 0.000 | 0.002 | - | - | 0.000 | 0.000 | 0.000 | 0.046 | - | - | | | | 0.000 | 0.000 | 0.000 | 0.160 | - | - | 0.000 | 0.000 | 0.000 | 0.204 | - | - | | | | 0.011 | | |
| 1.200 | 0.000 | 0.000 | 0.000 | 0.001 | - | - | 0.000 | 0.000 | 0.000 | 0.027 | - | - | | | | 0.000 | 0.000 | 0.000 | 0.260 | - | - | 0.000 | 0.000 | 0.000 | 0.285 | - | - | | | | 0.012 | | |
| 1.300 | 0.000 | 0.000 | 0.000 | 0.001 | - | - | 0.000 | 0.000 | 0.000 | 0.016 | - | - | | | | 0.000 | 0.000 | 0.000 | 0.360 | - | - | 0.000 | 0.000 | 0.000 | 0.374 | - | - | | | | 0.013 | | |
| 1.400 | 0.000 | 0.000 | 0.000 | 0.002 | - | - | 0.000 | 0.000 | 0.000 | 0.009 | - | - | | | | 0.000 | 0.000 | 0.000 | 0.460 | - | - | 0.000 | 0.000 | 0.000 | 0.467 | - | - | | | | 0.014 | | |
| 1.500 | 0.000 | 0.000 | 0.000 | 0.001 | - | - | 0.000 | 0.000 | 0.000 | 0.005 | - | - | | | | 0.000 | 0.000 | 0.000 | 0.560 | - | - | 0.000 | 0.000 | 0.000 | 0.563 | - | - | | | | 0.015 | | |
| 1.600 | 0.000 | 0.000 | 0.000 | 0.001 | - | - | 0.000 | 0.000 | 0.000 | 0.003 | - | - | | | | 0.000 | 0.000 | 0.000 | 0.660 | - | - | 0.000 | 0.000 | 0.000 | 0.661 | - | - | | | | 0.016 | | |
| 1.700 | 0.000 | 0.000 | 0.000 | 0.001 | - | - | | | | | - | - | | | | 0.000 | 0.000 | 0.000 | 0.760 | - | - | | | | | - | - | | | | 0.017 | | |
| 1.800 | | | | | - | - | | | | | - | - | | | | | | | | - | - | | | | | - | - | | | | 0.018 | | |
| 1.900 | | | | | - | - | | | | | - | - | | | | | | | | - | - | | | | | - | - | | | | 0.019 | | |
| 2.000 | | | | | - | - | | | | | - | - | | | | | | | | - | - | | | | | - | - | | | | 0.020 | | |
| 2.200 | | | | | - | - | | | | | - | - | | | | | | | | - | - | | | | | - | - | | | | 0.022 | | |
| 2.400 | | | | | - | - | | | | | - | - | | | | | | | | - | - | | | | | - | - | | | | 0.024 | | |
| 2.600 | | | | | - | - | | | | | - | - | | | | | | | | - | - | | | | | - | - | | | | 0.026 | | |
| 2.800 | | | | | - | - | | | | | - | - | | | | | | | | - | - | | | | | - | - | | | | 0.028 | | |
| Totals: | | | | | 0 | 0 | | | | | 0 | 0 | 0 | 0 | | | | | 0 | 0 | | | | | | 0 | 0 | 0 | 0 | | | | |
| Number of Trades: | | | | | 0 | | | | | 0 | | 0 | | | | | | | 0.00 | | | | | | | 0 | | 0 | | | | | |

PPC (CR)

(Contract Size: 100 Securities, Exercise Style: American, Physical Delivery)

| Exercise Price | Call Options | | | | | | | | | | | | | | Put Options | | | | | | | | | | | | | | | | | | | | |
|-------------------|--------------|-----------|-----------|------------|---------------|--------|---------------|------------|-----------|-----------|------------|---------------|--------------|---------------|--------------|---------------|------------|-----------|-----------|------------|---------------|--------|---------------|------------|-----------|-----------|--------------|---------------|----------------|--------|---------------|--------|---------------|-------|-------|
| | January 2015 | | | | | | February 2015 | | | | | | Other Months | | January 2015 | | | | | | February 2015 | | | | | | Other Months | | Exercise Price | | | | | | |
| | Open price | Price max | Price min | Last price | Closing price | Volume | Open Interest | Open price | Price max | Price min | Last price | Closing price | Volume | Open Interest | Volume | Open Interest | Open price | Price max | Price min | Last price | Closing price | Volume | Open Interest | Open price | Price max | Price min | Last price | Closing price | | Volume | Open Interest | Volume | Open Interest | | |
| 4.000 | 0.000 | 0.000 | 0.000 | 1.03 | - | - | 0.000 | 0.000 | 0.000 | 1.13 | - | - | - | - | 0.000 | 0.000 | 0.000 | 0.014 | - | - | 0.000 | 0.000 | 0.000 | 0.090 | - | - | - | - | | 0.000 | 0.000 | 0.000 | 0.189 | - | - |
| 4.400 | 0.000 | 0.000 | 0.000 | 0.631 | - | - | 0.000 | 0.000 | 0.000 | 0.828 | - | - | - | - | 0.000 | 0.000 | 0.000 | 0.076 | - | - | 0.000 | 0.000 | 0.000 | 0.189 | - | - | - | - | 0.000 | 0.000 | 0.000 | 0.189 | - | - | 0.044 |
| 4.800 | 0.000 | 0.000 | 0.000 | 0.243 | - | - | 0.000 | 0.000 | 0.000 | 0.588 | - | - | - | - | 0.000 | 0.000 | 0.000 | 0.013 | - | - | 0.000 | 0.000 | 0.000 | 0.349 | - | - | - | - | 0.000 | 0.000 | 0.000 | 0.349 | - | - | 0.048 |
| 5.200 | 0.000 | 0.000 | 0.000 | 0.025 | - | - | 0.000 | 0.000 | 0.000 | 0.403 | - | - | - | - | 0.000 | 0.000 | 0.000 | 0.195 | - | - | 0.000 | 0.000 | 0.000 | 0.563 | - | - | - | - | 0.000 | 0.000 | 0.000 | 0.563 | - | - | 0.052 |
| 5.600 | 0.000 | 0.000 | 0.000 | 0.015 | - | - | 0.000 | 0.000 | 0.000 | 0.266 | - | - | - | - | 0.000 | 0.000 | 0.000 | 0.570 | - | - | 0.000 | 0.000 | 0.000 | 0.826 | - | - | - | - | 0.000 | 0.000 | 0.000 | 0.826 | - | - | 0.056 |
| 6.000 | 0.000 | 0.000 | 0.000 | 0.001 | - | - | 0.000 | 0.000 | 0.000 | 0.170 | - | - | - | - | 0.000 | 0.000 | 0.000 | 0.970 | - | - | 0.000 | 0.000 | 0.000 | 1.13 | - | - | - | - | 0.000 | 0.000 | 0.000 | 1.13 | - | - | 0.060 |
| 6.400 | 0.000 | 0.000 | 0.000 | 0.001 | - | - | 0.000 | 0.000 | 0.000 | 0.106 | - | 5 | - | - | 0.000 | 0.000 | 0.000 | 1.37 | - | 15 | 0.000 | 0.000 | 0.000 | 1.47 | - | - | - | - | 0.000 | 0.000 | 0.000 | 1.47 | - | - | 0.064 |
| 6.800 | 0.000 | 0.000 | 0.000 | 0.001 | - | - | 0.000 | 0.000 | 0.000 | 0.065 | - | 10 | - | - | 0.000 | 0.000 | 0.000 | 1.77 | - | - | 0.000 | 0.000 | 0.000 | 1.83 | - | - | - | - | 0.000 | 0.000 | 0.000 | 1.83 | - | - | 0.068 |
| 7.200 | 0.000 | 0.000 | 0.000 | 0.001 | - | 25 | 0.000 | 0.000 | 0.000 | 0.039 | - | 2 | - | - | 0.000 | 0.000 | 0.000 | 2.17 | - | - | 0.000 | 0.000 | 0.000 | 2.20 | - | - | - | - | 0.000 | 0.000 | 0.000 | 2.20 | - | - | 0.072 |
| 7.600 | 0.000 | 0.000 | 0.000 | 0.001 | - | - | 0.000 | 0.000 | 0.000 | 0.022 | - | - | - | - | 0.000 | 0.000 | 0.000 | 2.57 | - | - | 0.000 | 0.000 | 0.000 | 2.58 | - | - | - | - | 0.000 | 0.000 | 0.000 | 2.58 | - | - | 0.076 |
| 8.000 | 0.000 | 0.000 | 0.000 | 0.004 | - | - | 0.000 | 0.000 | 0.000 | 0.012 | - | - | - | - | 0.000 | 0.000 | 0.000 | 2.97 | - | - | 0.000 | 0.000 | 0.000 | 2.98 | - | - | - | - | 0.000 | 0.000 | 0.000 | 2.98 | - | - | 0.080 |
| 8.400 | 0.000 | 0.000 | 0.000 | 0.001 | - | - | 0.000 | 0.000 | 0.000 | 0.007 | - | - | - | - | 0.000 | 0.000 | 0.000 | 3.37 | - | - | 0.000 | 0.000 | 0.000 | 3.37 | - | - | - | - | 0.000 | 0.000 | 0.000 | 3.37 | - | - | 0.084 |
| 8.800 | 0.000 | 0.000 | 0.000 | 0.001 | - | - | - | - | - | - | - | - | - | - | 0.000 | 0.000 | 0.000 | 3.77 | - | - | - | - | - | - | - | - | - | - | - | - | - | - | - | 0.088 | |
| 9.200 | - | - | - | - | - | - | - | - | - | - | - | - | - | - | - | - | - | - | - | - | - | - | - | - | - | - | - | - | - | - | - | - | - | 0.092 | |
| 9.600 | - | - | - | - | - | - | - | - | - | - | - | - | - | - | - | - | - | - | - | - | - | - | - | - | - | - | - | - | - | - | - | - | - | 0.096 | |
| 10.000 | - | - | - | - | - | - | - | - | - | - | - | - | - | - | - | - | - | - | - | - | - | - | - | - | - | - | - | - | - | - | - | - | - | 0.100 | |
| 11.000 | - | - | - | - | - | - | - | - | - | - | - | - | - | - | - | - | - | - | - | - | - | - | - | - | - | - | - | - | - | - | - | - | - | 0.110 | |
| 12.000 | - | - | - | - | - | - | - | - | - | - | - | - | - | - | - | - | - | - | - | - | - | - | - | - | - | - | - | - | - | - | - | - | - | 0.120 | |
| 13.000 | - | - | - | - | - | - | - | - | - | - | - | - | - | - | - | - | - | - | - | - | - | - | - | - | - | - | - | - | - | - | - | - | - | 0.130 | |
| 14.000 | - | - | - | - | - | - | - | - | - | - | - | - | - | - | - | - | - | - | - | - | - | - | - | - | - | - | - | - | - | - | - | - | - | 0.140 | |
| 15.000 | - | - | - | - | - | - | - | - | - | - | - | - | - | - | - | - | - | - | - | - | - | - | - | - | - | - | - | - | - | - | - | - | - | 0.150 | |
| 16.000 | - | - | - | - | - | - | - | - | - | - | - | - | - | - | - | - | - | - | - | - | - | - | - | - | - | - | - | - | - | - | - | - | - | 0.160 | |
| Totals: | | | | | | 0 | 25 | | | | | 0 | 17 | 0 | 0 | | | | | | | | 0 | 15 | | | | | | | 0 | 27 | 0 | 0 | |
| Number of Trades: | | | | | | 0 | | | | | | 0 | | 0 | | | | | | | | | 0.00 | | | | | | | | 0 | | 0 | | |

PPC (CR)

(Contract Size: 100 Securities, Exercise Style: American, Physical Delivery)

| Call Options | | | | | | | | | | | | | | | Put Options | | | | | | | | | | | | | | | | | | |
|----------------|------------|-----------|-----------|------------|---------------|--------|---------------|------------|-----------|-----------|------------|---------------|--------|---------------|-------------|---------------|------------|-----------|-----------|------------|---------------|--------|---------------|------------|-----------|--------------|------------|----------------|---------------|--------|---------------|--------|---------------|
| January 2015 | | | | | | | February 2015 | | | | | | | Other Months | | January 2015 | | | | | February 2015 | | | | | Other Months | | Exercise Price | | | | | |
| Exercise Price | Open price | Price max | Price min | Last price | Closing price | Volume | Open Interest | Open price | Price max | Price min | Last price | Closing price | Volume | Open Interest | Volume | Open Interest | Open price | Price max | Price min | Last price | Closing price | Volume | Open Interest | Open price | Price max | Price min | Last price | | Closing price | Volume | Open Interest | Volume | Open Interest |
| | | | | | | | | | | | | | | | | | | | | | | | | | | | | | | | | | |

| Lending Products | Underlying Title | Multilateral Transactions[1] | | | | | Bilateral Transactions[2] | | Stock Borrowing through OTC (volume)[3] |
|------------------|--------------------------------|------------------------------|-----------------|------------------|---------------------|------------------|---------------------------|------------------|---|
| | | Open Interest[5] | Volume(Offered) | Average Weighted | Transactions volume | Average Weighted | Transactions Volume | Average Weighted | Transactions Volume |
| AEGBOR | AEGEAN AIRLINES (CR) | 18,709 | --- | --- | --- | --- | 1,000 | 6.00% | 4,800 |
| ALPHABOR | ALPHA BANK (CR) | 5,629,271 | 4,621,801 | 3.31% | 900,000 | 2.65% | --- | --- | 43,458,463 |
| AETFBOR | ALPHA ETF FTSE Athex Large Cap | --- | --- | --- | --- | --- | --- | --- | --- |
| ALMYBOR | ALUMIL (CR) | --- | --- | --- | --- | --- | --- | --- | --- |
| IATRBOR | ATHENS MEDICAL CENTER SA (CR) | --- | 36,479 | 5.31% | --- | --- | --- | --- | --- |
| TATTBOR | ATTICA BANK S.A. (CR) | --- | 72,570 | 5.31% | --- | --- | --- | --- | --- |
| OTOELBOR | AUTOHELLAS SA (CR) | --- | --- | --- | --- | --- | --- | --- | --- |
| BIOKABOR | BIOKARPET S.A.(CR) | --- | --- | --- | --- | --- | --- | --- | --- |
| EEEBOR | CC HBC AG (CR) | 53,598 | 2 | 9.65% | 2 | 10.15% | --- | --- | 74,576 |
| CENTRBOR | CENTRIC HOLDINGS (CR) | --- | 16,000 | 5.31% | --- | --- | --- | --- | --- |
| SOLKBOR | CORINTH PIPEWORKS SA (CR) | --- | --- | --- | --- | --- | --- | --- | --- |
| PLAKRBOR | CRETE PLASTICS SA (CR) | --- | --- | --- | --- | --- | --- | --- | --- |
| DROMEBOB | DROMEAS SA (CR) | --- | --- | --- | --- | --- | --- | --- | --- |
| ELGEBOR | ELGEKA SA (CR) | --- | --- | --- | --- | --- | --- | --- | --- |
| ELLAKTORBOR | ELLAKTOR (CR) | 115,814 | 166 | 9.51% | 166 | 10.15% | --- | --- | 922 |
| ELBABOR | ELVAL SA. (CB) | --- | 27,998 | 5.31% | --- | --- | --- | --- | --- |
| EUROBBOR | EUROBANK ERGASIAS (CR) | 4,370,619 | 75,373 | 5.16% | 75,373 | 5.16% | --- | --- | 9,772,475 |
| EUPICBOR | EUROPEAN RELIANCE INSUR. (CR) | --- | --- | --- | --- | --- | --- | --- | --- |
| EYDAPBOR | EYDAP S.A. (CR) | 27,599 | --- | --- | --- | --- | --- | --- | 10,000 |
| FGEBOB | F.G. EUROPE S.A. (CR) | --- | --- | --- | --- | --- | --- | --- | --- |
| FFGRPBOR | FOLLI FOLLIE (CR) | 99,545 | 2 | 10.15% | 2 | 10.15% | 4,000 | 10.00% | 789,364 |
| FOYRKBOR | FOURLIS (CR) | 3,100 | 2,249 | 5.31% | --- | --- | --- | --- | 3,850 |
| FRIGOBOR | FRIGOGLOSS SA (CR) | 2,100 | --- | --- | --- | --- | --- | --- | --- |
| GEKTERNABOR | GEK TERNA (CR) | 31,884 | 3,835 | 5.31% | --- | --- | --- | --- | --- |
| SARBOR | GR. SARANTIS SA (CR) | --- | --- | --- | --- | --- | --- | --- | --- |
| EUPROBOR | GRIVALIA PROPERTIES (CR) | 55,839 | 36,039 | 5.31% | --- | --- | --- | --- | 46,624 |
| XAKOBOR | HALKOR SA (CB) | --- | 34,398 | 5.31% | --- | --- | --- | --- | --- |
| EXAEBOR | HELLENIC EXCHANGES-A.S.E. (CR) | 90,506 | 419,264 | 5.31% | 490 | 2.65% | --- | --- | 200 |
| ELPEBOR | HELLENIC PETROLEUM (CR) | 21,839 | 177,958 | 5.31% | 10,000 | 3.65% | --- | --- | 64,271 |
| HYGEIABOR | HYGEIA SA (CR) | --- | 48,199 | 5.31% | --- | --- | --- | --- | --- |
| IASOBOR | IASO SA (CR) | --- | 21,721 | 5.31% | --- | --- | --- | --- | --- |

Stock Lending Notes

[1] - Multilateral contracts Lending or Borrowing as per Methods 8-1, 8-2 and 8-3-3 (According to ATHEX BoD Resolution No.17)

[2] - Bilateral Contracts Lending or Borrowing as per Methods 8-3-1 and 8-3-2 (According to ATHEX BoD Resolution No.20)

[3] - The information concerning OTC Stock Borrowing Transactions is based on the statements of the Dematerialised Securities System (DSS) operators involved and refers to volumes that have been cleared and registered up until the previous working day.

[4] - Average Price (Volume weighted)

[5] - The Data concerning Open Interest before the start of trading session

| Lending Products | Underlying Title | Multilateral Transactions[1] | | | | | Bilateral Transactions[2] | | Stock Borrowing through OTC (volume)[3] |
|------------------|-------------------------------|------------------------------|-----------------|------------------|---------------------|------------------|---------------------------|------------------|---|
| | | Open Interest[5] | Volume(Offered) | Average Weighted | Transactions volume | Average Weighted | Transactions Volume | Average Weighted | Transactions Volume |
| IKTINBOR | IKTINOS HELLAS SA (CR) | --- | --- | --- | --- | --- | --- | --- | |
| LYKBOR | INFORM P. LYKOS SA (CR) | --- | --- | --- | --- | --- | --- | --- | |
| INKATBOR | INTRACOM CONSTR. (CR) | --- | --- | --- | --- | --- | --- | --- | |
| INTRKBOR | INTRACOM HOLDINGS (CR) | --- | 104,449 | 5.31% | --- | --- | --- | --- | |
| INLOTBOR | INTRALOT (CR) | 42,474 | 46,445 | 3.86% | --- | --- | --- | --- | |
| AVAXBOR | J & P - AVAX SA (CR) | --- | 17,686 | 5.31% | --- | --- | --- | --- | |
| BELABOR | JUMBO SA (CR) | 152,636 | 442 | 9.50% | 442 | 10.15% | 10,000 | 10.00% | 114 |
| KARTZBOR | KARATZIS SA (CR) | --- | --- | --- | --- | --- | --- | --- | |
| KLEMBOR | KLEEMAN HELLAS SA (CR) | --- | 10,320 | 5.31% | --- | --- | --- | --- | |
| KRIBOR | KRI-KRI S.A. (CR) | --- | 45,999 | 5.31% | --- | --- | --- | --- | |
| LAMDABOR | LAMDA DEVELOPMENT SA (CR) | --- | --- | --- | --- | --- | --- | 16,377 | |
| MIGBOR | MARFIN INVESTMENT GROUP (CR) | 64,970 | 42,816 | 5.31% | --- | --- | --- | 744,474 | |
| METKKBOR | METKA (CR) | 29,224 | --- | --- | --- | --- | --- | --- | |
| MLSBOR | MLS MULTIMEDIA SA (CR) | --- | --- | --- | --- | --- | --- | --- | |
| MOHBOR | MOTOR OIL (CR) | 85,114 | 651 | 9.49% | 651 | 10.15% | 10,000 | 10.00% | 34,300 |
| MYTILBOR | MYTILINEOS HOLDINGS (CR) | 19,400 | 189,097 | 5.31% | --- | --- | --- | --- | |
| ETEBOR | NATIONAL BANK (CR) | 734,948 | 7,407 | 9.49% | 7,407 | 10.15% | 190,000 | 7.89% | 1,503,980 |
| ETFASEBOR | NBGAM ETF | --- | --- | --- | --- | --- | --- | --- | |
| ETFGT30PBOR | NBGAM ETF GREECE & TURKEY 30 | --- | --- | --- | --- | --- | --- | --- | |
| OPAPBOR | OPAP (CR) | 287,942 | 672 | 9.49% | 672 | 10.15% | 6,000 | 2.50% | 22,184 |
| HTOBOR | OTE (CR) | 286,591 | 1,864 | 9.49% | 1,864 | 10.15% | --- | --- | 704,159 |
| PPABOR | P.P.A. S.A. (CR) | 523 | 156 | 9.50% | 156 | 9.50% | --- | --- | --- |
| PAPBOR | PAPOUTSANIS (CR) | --- | --- | --- | --- | --- | --- | --- | |
| PETROBOR | PETROPOULOS PETROS (CR) | --- | --- | --- | --- | --- | --- | --- | |
| TPEIRBOR | PIRAEUS BANK (CR) | 673,449 | 12 | 9.61% | 12 | 10.15% | 100,000 | 6.00% | 26,349,138 |
| PLAISBOR | PLAISIO COMPUTERS SA (CR) | --- | --- | --- | --- | --- | --- | --- | |
| PPCBOR | PPC (CR) | 122,782 | 18,422 | 5.31% | 6,000 | 4.65% | --- | --- | 376,366 |
| PROFBOR | PROFILE SA (CR) | --- | --- | --- | --- | --- | --- | --- | |
| QUALBOR | QUALITY & RELIABILITY SA (CR) | --- | --- | --- | --- | --- | --- | --- | |
| QUESTBOR | QUEST HOLDINGS (CR) | --- | 43 | 5.30% | --- | --- | --- | --- | |
| SIDEBOR | SIDENOR (CR) | 4,500 | 18,641 | 5.31% | --- | --- | --- | --- | |

Stock Lending Notes

[1] - Multilateral contracts Lending or Borrowing as per Methods 8-1, 8-2 and 8-3-3 (According to ATHEX BoD Resolution No.17)

[2] - Bilateral Contracts Lending or Borrowing as per Methods 8-3-1 and 8-3-2 (According to ATHEX BoD Resolution No.20)

[3] - The information concerning OTC Stock Borrowing Transactions is based on the statements of the Dematerialised Securities System (DSS) operators involved and refers to volumes that have been cleared and registered up until the previous working day.

[4] - Average Price (Volume weighted)

[5] - The Data concerning Open Interest before the start of trading session

| Lending Products | Underlying Title | Multilateral Transactions[1] | | | | | Bilateral Transactions[2] | | Stock Borrowing through OTC (volume)[3] |
|------------------|--------------------------------|------------------------------|-----------------|------------------|---------------------|------------------|---------------------------|------------------|---|
| | | Open Interest[5] | Volume(Offered) | Average Weighted | Transactions volume | Average Weighted | Transactions Volume | Average Weighted | Transactions Volume |
| OLYMPBOR | TECHNICAL OLYMPIC SA (CR) | --- | --- | --- | --- | --- | --- | --- | --- |
| TENERGYBOR | TERNA ENERGY (CR) | 2,011 | 11,979 | 5.31% | --- | --- | --- | --- | --- |
| EYAPSBOR | THESSALONIKA WATER & SEWERAGE | --- | 159 | 5.31% | --- | --- | --- | --- | --- |
| PLATBOR | THRACE PLASTICS SA (CR) | --- | 24,799 | 5.31% | --- | --- | --- | --- | --- |
| TITKBOR | TITAN CEMENT (CR) | 143,340 | 124,861 | 3.31% | 4,000 | 2.65% | --- | --- | 339,386 |
| OLTHBOR | TPA SA (CR) | 100 | 3,199 | 5.31% | --- | --- | --- | --- | --- |
| TRASTORBOR | TRASTOR REAL EST. INV. CO.(CR) | 3,000 | 6,780 | 5.31% | 3,000 | 4.43% | --- | --- | --- |
| VIOBOR | VIOHALCO SA/NV (CB) | 35,121 | 6 | 9.48% | 6 | 9.48% | 200 | 0.01% | --- |

Stock Lending Notes

[1] - Multilateral contracts Lending or Borrowing as per Methods 8-1, 8-2 and 8-3-3 (According to ATHEX BoD Resolution No.17)

[2] - Bilateral Contracts Lending or Borrowing as per Methods 8-3-1 and 8-3-2 (According to ATHEX BoD Resolution No.20)

[3] - The information concerning OTC Stock Borrowing Transactions is based on the statements of the Dematerialised Securities System (DSS) operators involved and refers to volumes that have been cleared and registered up until the previous working day.

[4] - Average Price (Volume weighted)

[5] - The Data concerning Open Interest before the start of trading session

Sectors codification for listed companies

| | | | | | |
|------|---|-----------------------------------|-------|---|-------------------------------|
| 533 | - | Exploration & Production | 537 | - | Integrated Oil & Gas |
| 1353 | - | Commodity Chemicals | 1357 | - | Specialty Chemicals |
| 1753 | - | Aluminum | 1755 | - | Nonferrous Metals |
| 1757 | - | Steel | 1775 | - | General Mining |
| 2353 | - | Building Materials & Fixtures | 2357 | - | Heavy Construction |
| 2723 | - | Containers & Packaging | 2727 | - | Diversified Industrials |
| 2733 | - | Electrical Components & Equipment | 2753 | - | Commercial Vehicles & Trucks |
| 2757 | - | Industrial Machinery | 2773 | - | Marine Transportation |
| 2777 | - | Transportation Services | 2791 | - | Business Support Services |
| 2797 | - | Industrial Suppliers | 3535 | - | Distillers & Vintners |
| 3537 | - | Soft Drinks | 3573 | - | Farming Fishing & Plantations |
| 3577 | - | Food Products | 3722 | - | Durable Household Products |
| 3726 | - | Furnishings | 3728 | - | Home Construction |
| 3747 | - | Toys | 3763 | - | Clothing & Accessories |
| 3765 | - | Footwear | 3767 | - | Personal Products |
| 3785 | - | Tobacco | 4533 | - | Health Care Providers |
| 4535 | - | Medical Equipment | 4577 | - | Pharmaceuticals |
| 5337 | - | Food Retailers & Wholesalers | 5371 | - | Apparel Retailers |
| 5373 | - | Broadline Retailers | 5375 | - | Home Improvement Retailers |
| 5379 | - | Specialty Retailers | 5553 | - | Broadcasting & Entertainment |
| 5555 | - | Media Agencies | 5557 | - | Publishing |
| 5751 | - | Airlines | 5752 | - | Gambling |
| 5753 | - | Hotels | 5755 | - | Recreational Services |
| 5757 | - | Restaurants & Bars | 5759 | - | Travel & Tourism |
| 6535 | - | Fixed Line Telecommunications | 6575 | - | Mobile Telecommunications |
| 7535 | - | Conventional Electricity | 7537 | - | Alternative Electricity |
| 7577 | - | Water | 8355 | - | Banks |
| 8534 | - | Insurance Brokers | 8536 | - | Property & Casualty Insurance |
| 8633 | - | Real Estate Holding & Development | 8637 | - | Real Estate Services |
| 8671 | - | Industrial & Office REITs | 8675 | - | Specialty REITs |
| 8775 | - | Specialty Finance | 8777 | - | Investment Services |
| 8985 | - | Equity Investment Instruments | 9533 | - | Computer Services |
| 9535 | - | Internet | 9537 | - | Software |
| 9572 | - | Computer Hardware | 9574 | - | Electronic Office Equipment |
| 9578 | - | Telecommunications Equipment | 12003 | - | ETF |

