

# Daily Official List

Hellenic Exchanges – Athens Stock Exchange S.A.

Thursday, 8 May, 2014  
Year: 135 Trading Day No: 85

**Disclaimer:**

Hellenic Exchanges-Athens Exchange endeavours to ensure that the data and other material ("Information") presented on the Daily Official List are accurate and complete, but it is not liable for any errors or omissions of data or /and for the accuracy, credibility, updating and completeness of the aforesaid information nor it has any liability arising directly or indirectly from the use of the above Information.

The Company is not liable for the accuracy of the data included in listed companies' announcements. Only the sender of such an announcement is fully and solely liable for any infringement of third party's rights from the content of such announcement. All contents of the Daily Official List are provided only for information purposes and do not constitute investment advice or solicitation to invest in securities or other products listed for trading on the Exchange.

You acknowledge and agree that the Company is the owner of any property rights related to any Information appearing on the Daily Official List including intellectual property rights copyright, trademarks, etc.

The above data are a property of the Hellenic Exchanges-Athens Exchange and are copyright protected. Users are forbidden to reproduce, modify, copy, sale, transmit or redistribute, by all reproduction means and methods, part or the whole of the above data, without reference to their source.

The commercial exploitation of these data is, also, forbidden by third parties. Hellenic Exchanges-Athens Exchange does not carry any responsibility, direct or indirect, derived from usage or accidental alteration of the above data when used by third parties.

---

**Hellenic Exchanges – Athens Stock Exchange S.A.**

110 Athinon Ave., 10442 Athens, Tel: (210) 33.66.800, Fax: (210) 32.13.938

[www.athex.gr](http://www.athex.gr)

---

**Thessalonica Stock Exchange Center (T.S.E.C)**

16-18 Katouni Str., Thessalonica 546 25 Tel: (2310) 567.667, Fax: (2310) 530.545

**Athex Members Guarantee Fund**

14-16 Fidiou Str., Athens 106 78, Tel: (210) 33.04.682, Fax: (210) 33.04.155

**Hellenic Republic Capital Market Commission**

1 Kolokotroni Str. & 1 Stadiou Str., Athens 10562 Tel: (210) 33.77.100 Fax: (210) 33.77.173

---

**Table of Contents**

---

**Section 1: Statistical Figures of Securities and Derivatives Markets**

Summary of Markets

Athex Indices

Analytic Figures for Athex Market's Boards and Categories

Trading Details by Athex Sectors and ETFs Category

Top 10 best &amp; worst performing Shares

Derivatives Summary

**Section 2: Analytic Figures of Shares Transactions**

Analytic Figures of Shares Transactions

Shares' Notes

**Section 3: Figures of Securities Transactions**

Securities Blocks Details

Shares Rights Details

Shares Short Selling

Stock Borrowing

Shares Forced Sales

Forced Sales Registered Shares

Exchange Traded Funds (ETFs) Characteristics

**Section 5: Bonds traded in Fixed Income Assets Market**

Corporate Bonds

Government Bonds

Treasury Bills &amp; Zero Coupon Government Bonds

Government Bonds Traded with the Open Outcry Method

State Banks Bonds

**Section 6: Additional Infos**

Athex &amp; ATHEXClear Members List

List of Stocks under Market Making operations

**Section 7: Derivatives Market Analytic Figures**

Index Futures

Stock Futures

Index Options

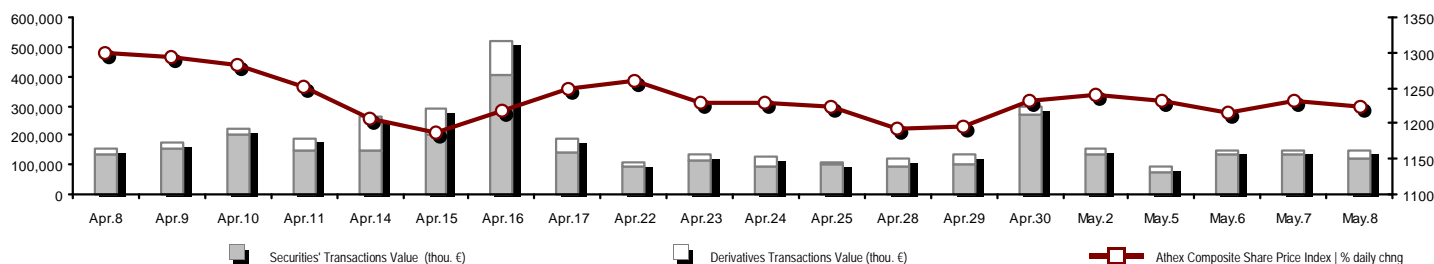
Stock Options

Stock Lending Analytic Figures (Repo Contracts)

**Appendix A: Sectors codification for listed companies**

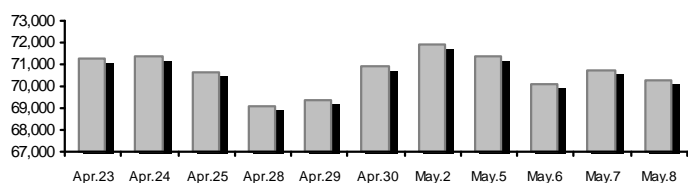
Summary of Markets

Athex Composite Share Price Index vs Shares and Derivatives Transactions Value

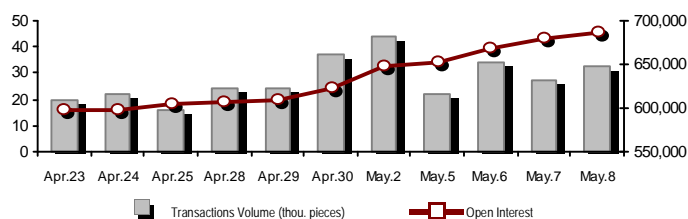


<b>Total Transactions Value (Securities/Derivatives) (thou. €):</b>		148,399.36	
<b>Athex Capitalisation (mill. €) **:</b>	70,228.39	<b>Derivatives Total Open Interest</b>	686,282
Daily change: mill. €   %	-497.80 -0.70%	in Index Futures   % daily chng	52,680 1.95%
Yearly Avg Capitalisation: mill. €   % chng prev year Avg	71,950.94 39.31%	in Stock Futures   % daily chng	277,989 1.68%
<b>Athex Composite Share Price Index   % daily chng</b>	1,224.69 -0.53%	in Index Options   % daily chng	9,454 1.06%
<b>Athex Composite Share Price Index Capitalisation (mill. €)</b>	61,541.09	in Stock Options   % daily chng	910 1.95%
Daily change (mill. €)	-498.36	in Stock Repos/Reverse Repos/RA   % daily chng	345,249 0.04%
<b>Securities' Transactions Value (thou. €)</b>	124,270.73	<b>Derivatives Transactions Value (thou. €)</b>	24,128.62
Daily change: thou. €   %	-7,591.25 -5.76%	Daily change: thou. €   %	7,757.57 47.39%
YtD Avg Trans. Value: thou. €   % chng prev year Avg	120,913.98 39.60%	YtD Avg Trans. Value: thou. €   % chng prev year Avg	39,146.09 52.11%
Short Selling Trans. Value: mill. €   % in total Value			
Short Covering Trans. Value: mill. €   % in total Value			
<b>Transactions Value of Blocks (thou. €)</b>	19,740.14		
<b>Bonds Transactions Value (thou. €)</b>	0.00		
<b>Securities' Transactions Volume (thou. Pieces)</b>	105,343.11	<b>Derivatives Contracts Volume:</b>	32,478
Daily change: thou. pieces   %	-60,034.69 -36.30%	Daily change: pieces   %	5,452 20.17%
YtD Avg Volume: thou. pieces   % chng prev year Avg	66,697.48 24.64%	YtD Avg Derivatives Contracts   % chng prev year Avg	38,509 -7.36%
Short Selling Volume: thou pieces   % in total Volume			
Short Covering Volume: thou. pieces   % in total Volume			
<b>Transactions Volume of Blocks (thou. Pieces)</b>	18,354.23		
<b>Bonds Transactions Volume (thou. pieces)</b>	0.00		
<b>Securities' Trades Number</b>	24,042	<b>Derivatives Trades Number:</b>	2,378
Daily change: number   %	-846 -3.40%	Daily change: number   %	377 18.84%
YtD Avg Derivatives Trades number   % chng prev year Avg	29,693 0.09%	YtD Avg Derivatives Trades number   % chng prev year Avg	2,605 -1.02%
<b>Number of Blocks</b>	26		
<b>Number of Bonds Transactions</b>	0		

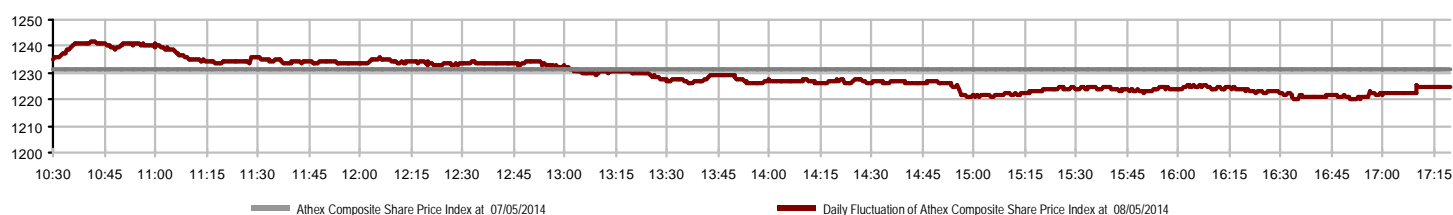
Athex Capitalisation (mill. €) \*\*



Derivatives Transactions Volume and Open Interest



Daily Fluctuation of Athex Composite Share Price Index



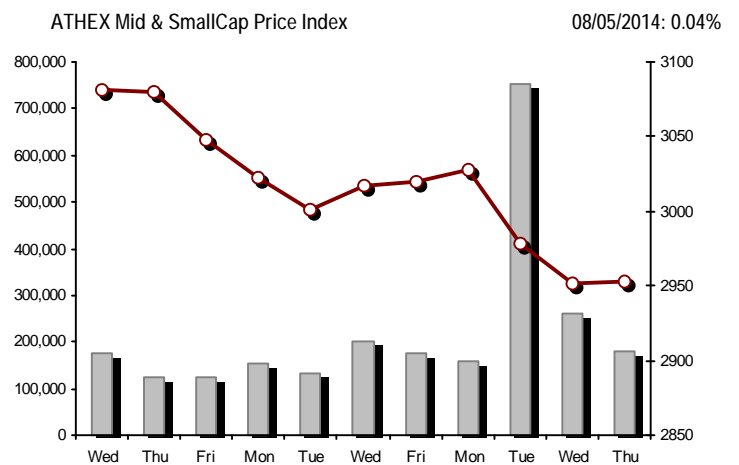
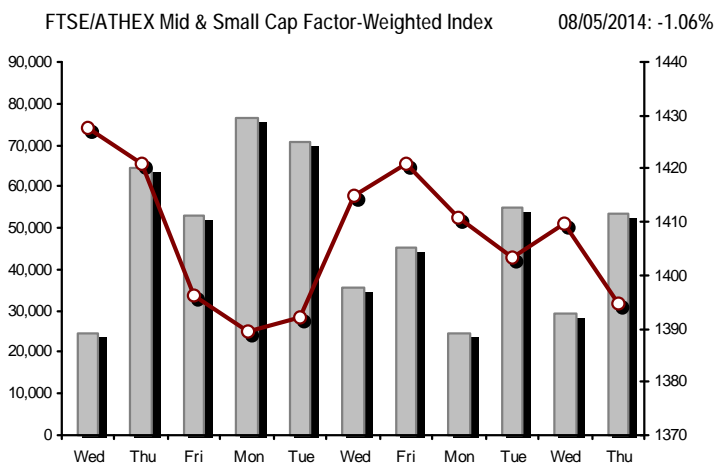
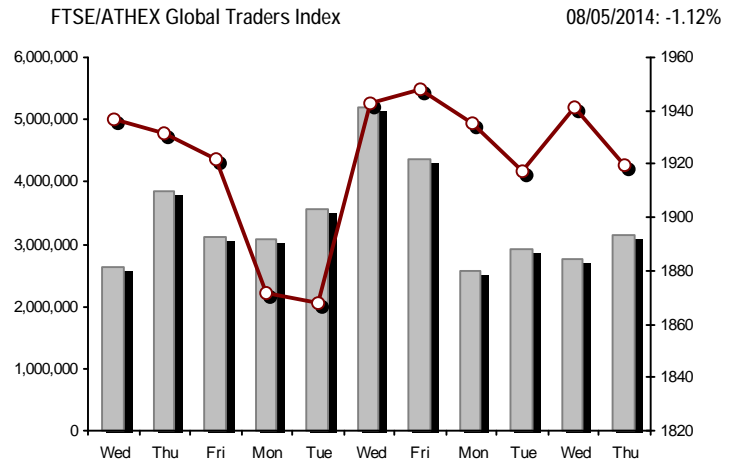
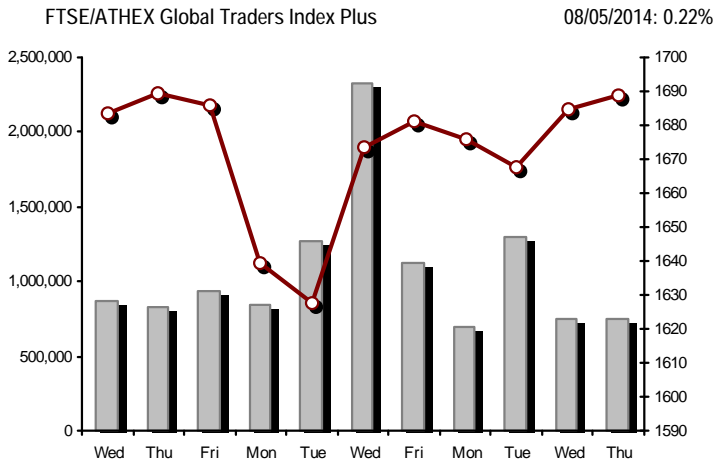
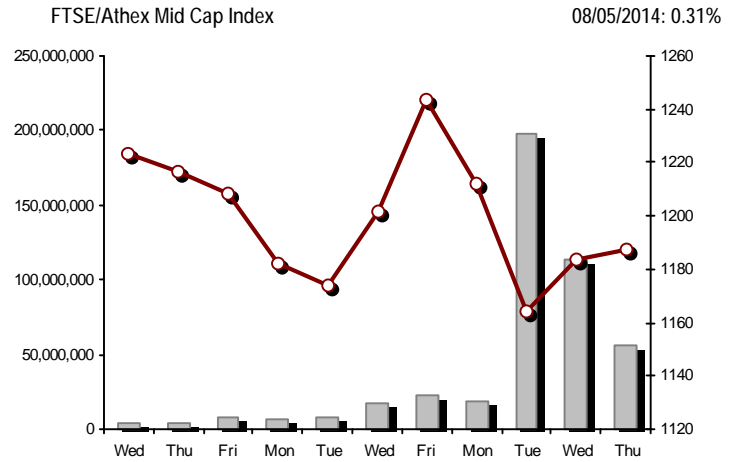
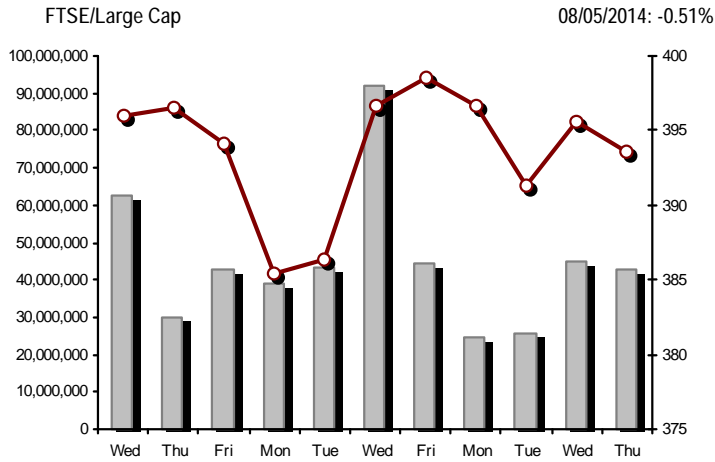
## Athex Indices

Index name	08/05/2014	07/05/2014	pts.	%	Min	Max	Year min	Year max	Year change
Athex Composite Share Price Index	1,224.69	1,231.25	-6.56	-0.53%	1,220.16	1,241.97	1,115.09	1,379.42	5.33% #
FTSE/Athex Large Cap	393.56	395.56	-2.00	-0.51%	391.95	399.19	365.97	445.52	2.27% #
FTSE/ATHEX Custom Capped	1,271.00	1,255.83	15.17	1.21%			1,184.20	1,410.19	3.37% #
FTSE/ATHEX Custom Capped - USD	1,268.68	1,254.48	14.20	1.13%			1,158.43	1,406.66	4.44% #
FTSE/Athex Mid Cap Index	1,187.03	1,183.36	3.67	0.31%	1,182.02	1,198.30	1,083.43	1,317.40	1.73% #
FTSE/ATHEX-CSE Banking Index	132.06	132.19	-0.13	-0.10%	131.22	133.71	125.25	161.54	-3.00% €
FTSE/ATHEX Global Traders Index Plus	1,688.59	1,684.80	3.79	0.22%	1,681.18	1,697.55	1,486.71	1,838.13	8.88% #
FTSE/ATHEX Global Traders Index	1,919.26	1,940.94	-21.68	-1.12%	1,911.38	1,955.08	1,697.86	2,152.38	10.66% #
FTSE/ATHEX Mid & Small Cap Factor-Weighted Ind	1,394.78	1,409.66	-14.88	-1.06%	1,388.10	1,413.71	1,279.09	1,523.02	9.04% #
Greece & Turkey 30 Price Index	705.97	697.40	8.57	1.23%	697.40	707.14	570.55	717.15	9.02% #
ATHEX Mid & SmallCap Price Index	2,953.22	2,952.03	1.19	0.04%	2,915.98	2,965.77	2,573.35	3,145.10	14.75% #
FTSE/Athex Market Index	944.29	948.78	-4.49	-0.47%	940.46	957.31	878.20	1,066.17	2.22% #
FTSE/Med 100	4,995.71	5,020.90	-25.18	-0.50%			4,605.95	5,379.93	9.33% #
Athex Composite Index Total Return Index	1,775.42	1,784.94	-9.52	-0.53%	1,768.86	1,800.47	1,615.19	1,998.07	5.46% #
FTSE/Athex Large Cap Total Return	538.97	541.71	-2.74	-0.51%			507.16	605.87	2.20% #
FTSE/ATHEX Large Cap Net Total Return	1,579.12	1,587.15	-8.03	-0.51%	1,572.67	1,601.73	1,467.32	1,786.28	2.34% #
FTSE/ATHEX Custom Capped Total Return	1,328.77	1,312.90	15.86	1.21%			1,236.76	1,472.79	3.47% #
FTSE/ATHEX Custom Capped - USD Total Return	1,326.34	1,311.49	14.85	1.13%			1,209.85	1,469.09	4.54% #
FTSE/Athex Mid Cap Total Return	1,494.48	1,489.85	4.63	0.31%			1,355.79	1,643.81	3.48% #
FTSE/ATHEX-CSE Banking Total Return Index	127.10	127.22	-0.12	-0.09%			121.20	153.89	-1.53% €
Greece & Turkey 30 Total Return Index	839.97	836.48	3.49	0.42%			697.73	861.37	8.44% #
Hellenic Mid & Small Cap Index	1,217.67	1,220.05	-2.38	-0.20%	1,212.82	1,232.14	1,061.82	1,351.84	9.33% #
FTSE/Athex Banks	174.48	174.65	-0.17	-0.10%	173.38	176.67	165.49	213.44	-3.00% €
FTSE/Athex Insurance	1,475.13	1,475.13	0.00	0.00%	1,475.13	1,527.82	1,306.55	1,749.09	12.00% #
FTSE/Athex Financial Services	2,004.88	2,018.33	-13.45	-0.67%	2,004.88	2,048.16	1,599.55	2,207.51	13.37% #
FTSE/Athex Industrial Goods & Services	3,306.96	3,335.53	-28.57	-0.86%	3,273.07	3,385.25	3,046.48	3,724.87	1.92% #
FTSE/Athex Retail	3,520.58	3,521.48	-0.90	-0.03%	3,513.59	3,549.43	3,090.34	3,925.39	6.72% #
FTSE/ATHEX Real Estate	2,773.37	2,676.96	96.41	3.60%	2,675.18	2,773.37	2,194.73	3,111.71	25.11% #
FTSE/Athex Personal & Household Goods	6,446.36	6,359.05	87.31	1.37%	6,345.35	6,446.36	5,965.34	7,649.84	8.94% #
FTSE/Athex Food & Beverage	6,657.88	6,639.20	18.68	0.28%	6,549.06	6,730.92	6,447.83	8,227.06	-15.17% €
FTSE/Athex Basic Resources	2,894.77	2,927.16	-32.39	-1.11%	2,857.40	2,934.29	2,535.89	3,356.44	5.19% #
FTSE/Athex Construction & Materials	3,182.83	3,143.75	39.08	1.24%	3,136.98	3,182.83	2,531.26	3,437.31	18.69% #
FTSE/Athex Oil & Gas	2,686.93	2,670.86	16.07	0.60%	2,659.28	2,719.90	2,594.22	3,236.15	-6.28% €
FTSE/Athex Chemicals	6,144.71	6,107.40	37.31	0.61%	6,047.55	6,178.34	5,783.18	6,811.96	2.47% #
FTSE/Athex Media	2,297.42	2,216.16	81.26	3.67%	2,216.16	2,297.42	1,543.92	2,777.58	48.80% #
FTSE/Athex Travel & Leisure	1,981.66	1,970.68	10.98	0.56%	1,970.68	1,999.27	1,634.38	2,223.22	17.96% #
FTSE/Athex Technology	1,060.95	1,041.92	19.03	1.83%	1,042.84	1,065.64	786.21	1,134.79	34.74% #
FTSE/Athex Telecommunications	2,961.77	3,132.42	-170.65	-5.45%	2,959.01	3,179.22	2,675.50	3,633.39	11.27% #
FTSE/Athex Utilities	4,024.78	4,114.92	-90.14	-2.19%	4,013.81	4,163.71	3,308.43	4,471.04	6.12% #
FTSE/Athex Health Care	243.12	246.84	-3.72	-1.51%	243.12	250.19	220.03	287.11	9.02% #
Athex All Share Index	248.51	250.28	-1.77	-0.71%			226.62	272.17	5.54% #

Note 1: Greece & Turkey 30 Pr data is the indicative at 17:20, whereas FTSE/ATHEX Custom Capped, FTSE/ATHEX Custom Capped - USD, FTSE/ATHEX Custom Capped TR, FTSE/ATHEX Custom Capped - USD TR, FTSE/Med 100 & Greece & Turkey 30 Rt closing prices refer to the previous trading day of 07/05/2014.

Note 2: The Hellenic Mid & Small Cap Index is a Customized index calculated by the Athens Exchange.

Athex Indices



Indices volume of transactions

Indices closing prices

## Analytic Figures for Athex Market's Boards and Categories

	Total Traded Securities	Main Market	Low Dispersion	Other Categories (*)	Exchange Traded Funds (ETFs)	Warrants
Totals	157	126	6	19	3	3
Gain / Lose / Same:	51 / 80 / 26	38 / 64 / 24	2 / 3 / 1	9 / 9 / 1	1 / 2 / 0	1 / 2 / 0
Athex Capitalisation (mill. €) **	70,228.39	67,529.67	2,255.68	443.03		
Daily Average Trans/ons Value(thou.€)	120,913.98	109,798.43	53.16	49.79	71.82	10,940.78
Transactions Value	124,270.73	117,217.53	24.82	33.80	0.27	6,994.31
Main Board:	104,530.59	99,042.11	24.82	33.80	0.27	5,429.59
Blocks Board:	19,740.14	18,175.42	0.00	0.00	0.00	1,564.72
Forced Sales Board:	0.00	0.00	0.00	0.00	0.00	0.00
Special Terms Board:	0.00	0.00	0.00	0.00	0.00	0.00
Daily Average Transactions Volume	66,697,482	57,278,338	22,800	230,385	14,626	9,151,331
Transactions Volume	105,343,112	99,968,464	2,136	251,509	60	5,120,943
Main Board:	86,988,886	82,534,662	2,136	251,509	60	4,200,519
Blocks Board:	18,354,226	17,433,802	0	0	0	920,424
Forced Sales Board:	0	0	0	0	0	0
Special Terms Board:	0	0	0	0	0	0
Daily Average Number of Trades	29,693	27,237	56	157	9	2,235
Number of Trades	24,042	22,498	21	119	5	1,399
Main Board:	24,016	22,473	21	119	5	1,398
Blocks Board:	26	25	0	0	0	1
Forced Sales Board:	0	0	0	0	0	0
Special Terms Board:	0	0	0	0	0	0

(\*) Summarised Transactions figures for Under Deletion and Under Supervision Categories. (\*\*) The Market Capitalization of the Companies that belong in the Under Supervision Status is not included.

## Trading Details by Athex Sectors and ETFs Category

Code	Sectors	Gain / Lose / Same	Number of Trades	Transactions Volume	Transactions Value	% of Total Trans. Value
8300	- Banks	5 / 5 / 0	11,463	97,816,097	77,692,312.70	62.52%
1700	- Basic Resources	1 / 6 / 4	600	179,200	657,011.56	0.53%
1300	- Chemicals	2 / 1 / 1	56	10,336	14,125.96	0.01%
2300	- Construction & Materials	5 / 5 / 7	771	470,368	1,629,347.55	1.31%
11000	- ETF	1 / 2 / 0	5	60	274.12	0.00%
8700	- Financial Services	1 / 3 / 0	1,050	2,130,075	1,937,198.05	1.56%
3500	- Food & Beverage	5 / 9 / 1	232	134,392	1,194,656.05	0.96%
4500	- Health Care	2 / 2 / 1	112	73,864	33,790.18	0.03%
2700	- Industrial Goods & Services	9 / 10 / 2	815	243,732	1,147,218.31	0.92%
8500	- Insurance	0 / 0 / 1	2	1,056	1,478.95	0.00%
5500	- Media	2 / 3 / 0	20	2,939	862.88	0.00%
500	- Oil & Gas	1 / 1 / 0	1,229	349,412	2,686,258.53	2.16%
3700	- Personal & Household Goods	7 / 8 / 2	436	278,560	2,299,294.04	1.85%
8600	- Real Estate	2 / 4 / 1	359	104,915	306,373.63	0.25%
5300	- Retail	0 / 4 / 1	192	82,441	1,662,715.19	1.34%
9500	- Technology	5 / 9 / 1	507	334,781	311,493.21	0.25%
6500	- Telecommunications	0 / 1 / 0	2,841	1,490,992	16,395,655.83	13.19%
5700	- Travel & Leisure	2 / 5 / 3	1,662	1,022,675	10,182,544.08	8.19%
7500	- Utilities	1 / 2 / 1	1,690	617,217	6,118,121.77	4.92%

## Top 10 best &amp; worst performing Shares

## Main Market

With positive Price change	Closing price	change	With negative Price change	Closing price	change
ATTICA BANK S.A. (CR)	0.138	7.81% #	OTE (CR)	10.76	-5.45% €
INTRACOM HOLDINGS (CR)	0.788	4.37% #	NATIONAL BANK (CR)	2.58	-5.15% €
NEWSPHONE HELLAS SA (CR)	0.394	4.23% #	EUROBANK ERGASIAS (CR)	0.366	-4.69% €
EUROBANK PROPERTIES REIC (CR)	8.47	3.80% #	CORINTH PIPEWORKS SA (CR)	1.69	-3.98% €
MOTOR OIL (CR)	9.06	3.07% #	P.P.A. S.A. (CR)	18.00	-3.59% €
TITAN CEMENT (CR)	23.60	1.94% #	FRIGOGLASS SA (CR)	3.96	-3.42% €
JUMBO SA (CR)	11.48	1.68% #	TERNA ENERGY (CR)	4.27	-2.73% €
FOURLIS (CR)	5.73	1.42% #	PPC (CR)	11.04	-2.73% €
HELLENIC CABLES SA (CR)	1.63	1.24% #	HYGEIA SA (CR)	0.381	-2.56% €
ALPHA BANK (CR)	0.696	1.16% #	VIOHALCO SA/NV (CB)	4.36	-2.24% €
With the highest Transactions Value	Value (thou. €)	change	With the highest Transactions Volume	Volume	change
PIRAEUS BANK (CR)	22,539.65	0.57% #	EUROBANK ERGASIAS (CR)	54,473,843	-4.69% €
EUROBANK ERGASIAS (CR)	20,421.05	-4.69% €	ALPHA BANK (CR)	18,145,548	1.16% #
OTE (CR)	16,395.66	-5.45% €	PIRAEUS BANK (CR)	12,819,546	0.57% #
NATIONAL BANK (CR)	14,884.67	-5.15% €	NATIONAL BANK (CR)	5,644,799	-5.15% €
ALPHA BANK (CR)	12,603.99	1.16% #	MARFIN INVESTMENT GROUP (CR)	1,977,990	-0.63% €
OPAP (CR)	9,304.08	0.70% #	ATTICA BANK S.A. (CR)	1,609,242	7.81% #
PPC (CR)	3,492.62	-2.73% €	OTE (CR)	1,490,992	-5.45% €
EYDAP S.A. (CR)	2,360.28	0.00% -	OPAP (CR)	812,795	0.70% #
JUMBO SA (CR)	1,920.93	1.68% #	PPC (CR)	311,058	-2.73% €
MOTOR OIL (CR)	1,720.61	3.07% #	INTRACOM HOLDINGS (CR)	265,239	4.37% #

Note: Stocks that are not included in the "Low Dispersion" and "Under Supervision" categories, and the transactions value is more than 10,000 €.



## Derivatives Summary

	Number of Trades	Volume	Open Interest	Transactions Value
Index Futures	772	7,776	52,680	15,383,675.00
FTSE/Athex Large Cap	772	7,776	52,680	15,383,675.00
Stock Futures	1,574	24,179	277,989	7,985,373.10
ALPHA BANK (CR)	48	721	41,619	49,954.20
CC HBC AG (CR)	9	32	941	56,683.00
CORINTH PIPEWORKS SA (CR)	2	2	700	347.00
ELLAKTOR (CR)	14	31	1,936	12,051.00
EUROBANK ERGASIAS (CR)	160	8,235	75,214	293,771.30
EUROBANK PROPERTIES REIC (CR)	7	14	97	11,704.00
EYDAP S.A. (CR)	9	61	348	58,607.00
FOLLI FOLLIE (CR)	6	12	122	29,905.00
FRIGOGLASS SA (CR)	15	34	1,498	13,657.00
GEK TERNA (CR)	13	49	29,856	18,211.00
HELLENIC EXCHANGES-A.S.E. (CR)	29	105	3,719	92,111.00
HELLENIC PETROLEUM (CR)	40	104	5,904	64,179.00
INTRALOT (CR)	7	15	3,547	3,087.00
JUMBO SA (CR)	6	9	527	10,247.00
MARFIN INVESTMENT GROUP (CR)	77	1,170	24,387	56,765.60
METKA (CR)	6	17	986	21,449.00
MOTOR OIL (CR)	45	112	317	100,525.00
MYTILINEOS HOLDINGS (CR)	45	154	13,229	98,332.00
NATIONAL BANK (CR)	353	8,675	15,385	2,216,039.00
OPAP (CR)	92	412	3,364	463,719.00
OTE (CR)	328	2,268	10,401	2,503,499.00
P.P.A. S.A. (CR)	8	20	672	36,504.00
PIRAEUS BANK (CR)	17	419	27,666	73,609.00
PPC (CR)	218	1,460	9,736	1,634,037.00
SIDENOR (CR)	1	1	1,221	175.00
TERNA ENERGY (CR)	3	9	3,552	3,939.00
TITAN CEMENT (CR)	11	24	474	56,046.00
VIOHALCO SA/NV (CB)	5	14	571	6,220.00
Index Options	19	220	9,454	428,975.00
FTSE/Athex Large Cap	19	220	9,454	428,975.00
Stock Options	5	57	910	68,550.00
ALPHA BANK (CR)	0	0	0	0.00
NATIONAL BANK (CR)	0	0	435	0.00
OPAP (CR)	0	0	125	0.00
OTE (CR)	0	0	290	0.00
PIRAEUS BANK (CR)	0	0	0	0.00
PPC (CR)	5	57	60	68,550.00
Stock Repos - Stock Reverse Repos - Repurchase Agreements	8	246	345,249	262,050.00
Stock Reverse Repos	5	228	113,467	246,945.00
Stock Repos	0	0	194,804	0.00
Repurchase Agreement	3	18	36,978	15,105.00
<b>Total Derivatives Traded</b>	<b>2,378</b>	<b>32,478</b>	<b>686,282</b>	<b>24,128,623.10</b>

















Shares' Notes

Code	Note text
( )	- Adjusted dividends.
*	- Last adjusted closing price.
[1]	- Net dividends.
[2]	- The "Date of Last Coupon" for New listings refers to the date company's stocks started to trade in Athex
[3]	- The Company Market Value is referred to the number of outstanding shares
[4]	- Sectors codification can be found in Appendix A
[5]	- The Market Value refers to the total number of shares listed (including their several classes) in the exchange by the company.
[6]	- P/E greater than 100
[7]	- Last view of the Order Book before the end of the trading session
4446	- Transfer to the "Under Supervision" Category as of 20/10/2008.
4447	- Transfer to the "Under Supervision" Category as of 21/10/2008.
4464	- Suspension of trading as of 1/12/2008.
4548	- Suspension of trading as of 1/4/2009.
4554	- Transfer to the "Under Supervision" Category as of 6/4/2009.
4559	- Transfer to the "Under Supervision" Category as of 21/4/2009.
4576	- Suspension of trading as of 14/7/2009.
4603	- Suspension of trading as of 1/12/2009.
4616	- Suspension of trading as of 25/2/2010.
4626	- Suspension of trading as of 1/4/2010.
4627	- Suspension of trading as of 1/4/2010.
4628	- Suspension of trading as of 1/4/2010.
4629	- Transfer to the Under Supervision Category as of 12/4/2010.
4651	- Suspension of trading as of 1/6/2010.
4652	- Suspension of trading as of 1/6/2010.
4690	- Transfer to Surveillance category as of 4/4/2006.
4702	- Suspension of trading as of 1/12/2010.
4723	- Suspension of trading as of 31/1/2011.
4726	- Suspension of trading as of 1/3/2011.
4750	- Transfer to the "Under Surveillance Category" from 8/4/2011.
4764	- Suspension of trading as of 20/5/2011.
4765	- Suspension of trading as of 20/5/2011.
4795	- The final gross (pre-tax) dividend is € 0.30 per share and subject to withholding tax on the full dividend amount, i.e. 0,45 per share, for those shareholders liable to withholding tax, in accordance with the applicable tax law provisions.
4808	- Suspension of trading as of 6/9/2011.
4814	- Transfer to the Low Dispersion Category as of 30/5/2011.
4815	- Transfer to the Low Dispersion Category as of 30/5/2011.
4816	- Transfer to the Low Dispersion Category as of 30/5/2011.
4817	- Transfer to the Low Dispersion Category as of 30/5/2011.
4820	- Transfer to the Low Dispersion category as of 18/4/2008.
4822	- Transfer to the Low Dispersion category as of 30/5/2011.
4823	- Transfer to the Low Dispersion category as of 4/4/2006.
4827	- Transfer to the Low Dispersion category as of 5/5/2010.
4830	- Suspension of trading as of 10/10/2011.
4833	- Transfer to Surveillance category from 6/5/2010.
4844	- Transfer to the Surveillance category from 8/4/2011.
4847	- Transfer to the Surveillance Category as of 3/7/2009.
4860	- Suspension of trading as of 30/3/2012.
4865	- Suspension of trading as of 2/4/2012.
4868	- Suspension of trading as of 2/4/2012.
4879	- Transfer to the Surveillance Category as of 10/4/2012.
4881	- Transfer to the Surveillance Category as of 10/4/2012.
4882	- Transfer to the Surveillance Category as of 10/4/2012.

Shares' Notes

Code	Note text
4884	- Transfer to the Surveillance Category as of 10/4/2012.
4885	- Transfer to the Surveillance Category as of 10/4/2012.
4886	- Transfer to the Surveillance Category as of 10/4/2012.
4887	- Transfer to the Surveillance Category as of 10/4/2012.
4888	- Transfer to the Surveillance Category as of 10/4/2012.
4911	- Lift of suspension from 30/7/2012.
4912	- Transfer to the Surveillance Category as of 31/7/2012.
4913	- Suspension of trading as of 30/8/2012.
4914	- Suspension of trading as of 31/8/2012.
4918	- Suspension of trading as of 31/8/2012.
4920	- Suspension of trading as of 31/8/2012.
4921	- Suspension of trading as of 31/8/2012.
4929	- Suspension of trading as of 1/10/2012.
4937	- Transfer to the UNDER DELETION category as of 30/11/2012.
4938	- Transfer to the UNDER DELETION category as of 30/11/2012.
4939	- Suspension of trading as of 30/11/2012.
4951	- Suspension of trading as of 19/3/2013.
4953	- Suspension of trading as of 2/4/2013.
4954	- Suspension of trading as of 2/4/2013.
4955	- Transfer to the Surveillance Category as from 5/4/2013.
4956	- Transfer to the Surveillance Category as from 5/4/2013.
4957	- Transfer to the Surveillance Category as from 5/4/2013.
4958	- Transfer to the Surveillance Category as from 5/4/2013.
4959	- Transfer to the Surveillance Category as from 5/4/2013.
4960	- Transfer to the Surveillance Category as from 5/4/2013.
4961	- Transfer to the Surveillance Category as from 5/4/2013.
4971	- Suspension of trading as of 3/6/2013.
4977	- Transfer to the "Under Surveillance Category" from 11/6/2013.
4978	- Transfer to the Under Supervision Category as of 11/6/2013.
4982	- Suspension of trading as of 1/12/2011.
4983	- Transfer to the Surveillance Category as of 5/4/2013.
4985	- Transfer to the "Under Surveillance Category" from 8/4/2011.
4986	- Transfer to the Low Dispersion category as of 30/5/2011.
4988	- As of June 7, 2013, the name of the company "DUTY FREE SHOPS A CORPORATION OPERATING DFS AND LARGE AND SMALL SCALE INDUSTRIAL OPERATIONS, TECHNIC" on ATHEX changes to "FOLLI FOLLIE S.A.".
4993	- Suspension of trading as of 21/6/2013 (15:18).
4997	- Transfer to the Under Supervision Category as of 21/12/2009. - The 6,870,053 new (CB) shares, resulting from the recent share capital increase through a rights issue, are not yet admitted to trading on the ATHEX.
5002	- Suspension of trading as of 30/08/2013.
5003	- Suspension of trading as of 30/08/2013.
5004	- Suspension of trading as of 30/08/2013.
5006	- Transfer to the Surveillance Category as of 3/9/2013.
5007	- Transfer to the Surveillance category, as of 11/10/2013.
5008	- Transfer to the Surveillance Category from 8/4/2011.
5022	- Suspension of trading as of 2/12/2013.
5023	- Suspension of trading as of 2/12/2013.
5031	- The 612,300 new (CR) shares, resulting from the recent share capital increase through a rights issue, are not yet admitted to trading on the ATHEX.
5033	- Transfer to the Surveillance Category as of 25/11/2011. The 97,144,575new (CR) shares, resulting from the recent share capital increase through a rights issue, are not yet admitted to trading on the ATHEX.
5036	- The company's share is under suspension of trading as of 2/4/2012. During suspension, the company proceeded and concluded a share reverse split, according to which - after the conclusion of the corporate action - the total number of the company's shares, as well as, the last closing price of 30/03/2012 were adjusted.
5046	- Transfer to the Low Dispersion category as of 8/4/2011.
5047	- Suspension of trading as of 27/3/2014.
5049	- Under suspension of trading as of 1/4/2014.

---

Shares' Notes

---

Code	Note text
5050	- Under suspension of trading as of 1/4/2014.
5051	- Under suspension of trading as of 1/4/2014.
5052	- Transfer to the UNDER DELETION category as of 10/4/2014.
5053	- Transfer to the UNDER DELETION category as of 10/4/2014.
5054	- Transfer to the Surveillance Category as of 10/4/2014.
5055	- Transfer to the Surveillance Category as of 10/4/2014.
5056	- Transfer to the Under Supervision Category as of 14/4/2014.

Securities Blocks Details

Securities	Block Volume	Price	Block Trade Value	Time of approval	Note
EUROBANK ERGASIAS (CR)	3,137,999	0.383	1,201,853.62	10:37:37	20
OTE (CR)	50,000	11.40	570,000.00	10:49:39	20
AEGEAN AIRLINES (CR)	63,273	7.98	504,918.54	11:21:09	20
OPAP (CR)	84,571	11.41	964,955.11	11:43:56	20
OPAP (CR)	75,000	11.42	856,125.00	11:50:36	20
CC HBC AG (CR)	20,000	17.75	355,000.00	12:08:17	20
ALPHA BANK (CR)	1,992,517	0.700	1,394,761.90	12:09:51	20
OTE (CR)	23,000	11.30	259,900.00	12:21:35	20
EUROBANK ERGASIAS (CR)	3,610,217	0.380	1,371,882.46	12:25:19	20
MOTOR OIL (CR)	60,000	8.92	535,200.00	12:37:30	20
ALPHA BANK (CR)	1,000,000	0.697	697,000.00	13:44:29	20
JUMBO SA (CR)	25,000	11.31	282,625.00	13:54:03	20
FOLLI FOLLIE (CR)	50,000	24.99	1,249,250.00	13:54:27	20
JUMBO SA (CR)	98,020	11.31	1,108,116.10	13:58:45	20
EUROBANK ERGASIAS (CR)	200,000	0.430	86,000.00	14:05:23	18
OPAP (CR)	100,000	11.45	1,145,000.00	14:06:24	20
ALPHA BANK (CR)	700,000	0.687	480,900.00	15:35:40	20
ALPHA BANK (W)	920,424	1.70	1,564,720.80	15:44:40	20
EUROBANK ERGASIAS (CR)	1,780,000	0.370	658,600.00	16:17:21	20
PIRAEUS BANK (CR)	774,705	1.75	1,355,733.75	16:21:01	20
PIRAEUS BANK (CR)	490,000	1.76	859,950.00	16:22:24	20
OPAP (CR)	74,500	11.46	853,397.50	16:47:37	20
EUROBANK ERGASIAS (CR)	1,000,000	0.366	366,000.00	17:10:43	20
EUROBANK ERGASIAS (CR)	1,000,000	0.366	366,000.00	17:10:59	20
OPAP (CR)	25,000	11.45	286,250.00	17:11:03	20
EUROBANK ERGASIAS (CR)	1,000,000	0.366	366,000.00	17:18:10	20

Blocks Notes

2 - SPOT 1 or SPOT 2 Packet	11 - Total Assets > 500 bil
3 - Block with Short Selling	12 - Sell Offer through Athex
4 - Buy to Close Block	13 - Forced Sale of NMOE
6 - Simultaneous Constitution	14 - Restoration Packet
7 - Repurchase Agreement	15 - Market Maker Packet
8 - Dispersion's Achievement (Not Listed)	16 - Short Selling
9 - Dispersion's Achievement (Listed)	18 - SPOT 1 Packet
10 - Share Capital Majority of Greek State (> 50 bil)	20 - Method 6-1 Packet

**Shares Rights Details**

Occured date	Exercise from	Exercise until	Trading until	Rights	Price min	Price max	Closing price	Last Bid	Last Ask	Volume	Trades	Transactions Value
--------------	---------------	----------------	---------------	--------	-----------	-----------	---------------	----------	----------	--------	--------	--------------------

No Rights Transactions.

## Stock Borrowing

Securities	Stock Borrowing through Helex (volume)	Stock Borrowing through OTC (volume) [1]	Totals [2]
ALPHA BANK (CR)	11,988,400	102,461,677	114,450,077
ATE (CR)	---	69,000	69,000
BANK OF CYPRUS (CR)	---	102,899	102,899
CC HBC AG (CR)	15,000	69,876	84,876
CORINTH PIPEWORKS SA (CR)	700	---	700
ELLAKTOR (CR)	9,000	---	9,000
EUROBANK ERGASIAS (CR)	404,500	68,406	472,906
EUROBANK PROPERTIES REIC (CR)	6,900	23,369	30,269
EYDAP S.A. (CR)	22,300	---	22,300
FOLLI FOLLIE (CR)	54,700	---	54,700
FOURLIS (CR)	3,900	---	3,900
FRIGOGLASS SA (CR)	4,900	---	4,900
GEK TERNA (CR)	2,200	---	2,200
HELLENIC EXCHANGES-A.S.E. (CR)	400	---	400
HELLENIC PETROLEUM (CR)	162,700	457,971	620,671
INTRALOT (CR)	2,500	---	2,500
JUMBO SA (CR)	5,700	---	5,700
LAMDA DEVELOPMENT SA (CR)	---	10,377	10,377
MARFIN INVESTMENT GROUP (CR)	18,000	728,474	746,474
METKA (CR)	11,000	---	11,000
MOTOR OIL (CR)	36,000	34,000	70,000
MYTILINEOS HOLDINGS (CR)	1,700	---	1,700
NATIONAL BANK (CR)	817,200	10,363,301	11,180,501
NBGAM ETF	10,000	---	10,000
NBGAM ETF GREECE & TURKEY 30	3,600	---	3,600
OPAP (CR)	89,600	1,742	91,342
OTE (CR)	18,400	383,542	401,942
P.P.A. S.A. (CR)	2,200	280	2,480
PIRAEUS BANK (CR)	940,700	11,154,603	12,095,303
PPC (CR)	35,500	---	35,500
TITAN CEMENT (CR)	45,100	54	45,154

## Stock Borrowing Notes

[1] - The information concerning OTC Stock Borrowing Transactions is based on the statements of the Dematerialised Securities System (DSS) operators involved and refers to volumes that have been cleared and registered up until the previous working day.

---

**Shares Forced Sales**

---

Securities	Transaction s Volume	Number of Trades	Transactions Value	Note
------------	-------------------------	---------------------	-----------------------	------

---

No Forced Transactions.

---

---

**Forced Sales Notes**

---

- 1 - Normal Forced Sale.
- 2 - Forced Sales of Fixed Registered Shares.
- 3 - Forced Sales of Remaining Stock Fractions.

**Forced Sales Registered Shares**

Securities	Start Date	End Date	Initial Volume	Remaining Volume	Date	Avg price (day)	Avg price (period)	Number of Trades	Transactions Volume	Transactions Value
------------	------------	----------	----------------	------------------	------	-----------------	--------------------	------------------	---------------------	--------------------

No Fixed Registered Shares Forced Sales.

**Forced Sales Notes**

According to Decision 1/380/04.05.2008 of the Hellenic Republic Capital Market Commission, the certificated registered shares that have not been deposited to the issuer for dematerialisation, will be auctioned in the Athens Exchange by the supervising issuer. Forced sales procedure is held according to Article 99A of the Athens Exchange Rulebook. The average price of the period is calculated by dividing the Total transactions value by the Total volume and includes all the transactions made until the current date.



## Exchange Traded Funds (ETFs) Characteristics

	Transactions Date (T)	Creation / Redemption	Units (T-1)	New Units (T-1)	Redemption Units (T-1)	Units (T) [1]	Fund Assets [2]	Net Unit Price	Dividend per	Dividend Date
NBGAM ETF ΓΔ Χ.Α.	08/05/2014	25,000	294,878	---	---	294,878	4,011,006.00	13.6023	---	27/10/2011
ALPHA ETF FTSE Athex Large Cap	08/05/2014	50,000	5,848,618	---	---	5,848,618	23,062,380.00	3.9432	0.05	01/07/2013
NBGAM ETF GREECE & TURKEY 30	08/05/2014	25,000	388,550	---	---	388,550	3,107,386.00	7.9974	---	27/10/2011

## ETFs Notes

[1] - Units (T) = Units (T-1) + New Units (T-1) - Redemption Units (T-1)

[2] - The Creation / Redemption Units of T-1 are included.

## Corporate Bonds

Num Listed Bonds	Nominal price	Issue price	Today's Rate	Exp. Date	Duration (years)	Note	Coupon attached		Trading	Corporate Bonds	Price min	Price max	Closing price	Previous closing		Volume	Transactions Value	Last order			ear min	Year max
							Common	Preferred						price/date	Price			Buy / Sell	Date			
4,150,176	4.77	4.77	5.00	19/03/2015	5	---	17	---	1	MARFIN INVESTMENT GROUP S.A. (Conver to CR shar)	---	---	---	90.0000	29/04/2014	---	---	85.0000	B	08/05/2014	62.5251	91.0000
1,794,284	12.49	9.77	5.31	12/07/2015	8	---	---	---	1	NIREUS S.A. (Convertible to CR shares)	---	---	---	12.0000	29/01/2014	---	---	10.0000	B	08/05/2014	12.0000	12.0000
212,817,904	1.00	1.00	6.30	29/07/2020	7	---	4	---	1	MARFIN INVESTMENT GROUP S.A. SERIES B (BOND)	---	---	---	0.8500	23/08/2013	---	---	1.0300	B	08/05/2014	0.8500	0.8500
2,156,827	1.00	1.00	7.00	29/07/2019	6	---	4	---	1	MARFIN INVESTMENT GROUP S.A. SERIES A (BOND)	---	---	---	1.0000	23/08/2013	---	---	1.0300	B	08/05/2014	1.0000	1.0000

## Corporate Bonds Notes

Transactions Volume = (Pieces) \* (Nominal Price). Transactions Value = (Pieces) \* (Nominal Price) \* (price %) + (Accrued interest).

The price of a Bond is stated as a percentage (%) of Bond's Nominal Price.

Nominal Price in Euros (€), except if it is noted differently.

## Government Bonds

Number Listed Bonds	Nominal price	Today's Rate	Accrued Interest Calc	Exp. Date [1]	Duration (years)	Note	Coupons Date	Curr. coupon value	Trading Unit	Government Bonds	Price min	Price max	Closing price	Previous closing price/date	Volume	Transactions Value	Price	Last order Buy / Sell	Date
2,658,781,973	1.00	4.30	Actual/Actual	24/02/2023	11	---	24/02	4.30	1	GGB-FXD-240223-11Y-2.000-1.00	---	---	---	---	---	---	---	---	---
2,658,781,973	1.00	4.30	Actual/Actual	24/02/2024	12	---	24/02	4.30	1	GGB-FXD-240224-12Y-2.000-1.00	---	---	---	---	---	---	---	---	---
2,658,781,973	1.00	4.30	Actual/Actual	24/02/2025	13	---	24/02	4.30	1	GGB-FXD-240225-13Y-2.000-1.00	---	---	---	---	---	---	---	---	---
2,658,781,973	1.00	4.30	Actual/Actual	24/02/2026	14	---	24/02	4.30	1	GGB-FXD-240226-14Y-2.000-1.00	---	---	---	---	---	---	---	---	---
2,658,781,973	1.00	4.30	Actual/Actual	24/02/2027	15	---	24/02	4.30	1	GGB-FXD-240227-15Y-2.000-1.00	---	---	---	---	---	---	---	---	---
2,836,034,104	1.00	4.30	Actual/Actual	24/02/2028	16	---	24/02	4.30	1	GGB-FXD-240228-16Y-2.000-1.00	---	---	---	---	---	---	---	---	---
2,836,034,104	1.00	4.30	Actual/Actual	24/02/2029	17	---	24/02	4.30	1	GGB-FXD-240229-17Y-2.000-1.00	---	---	---	---	---	---	---	---	---
2,836,034,104	1.00	4.30	Actual/Actual	24/02/2030	18	---	24/02	4.30	1	GGB-FXD-240230-18Y-2.000-1.00	---	---	---	---	---	---	---	---	---
2,836,034,104	1.00	4.30	Actual/Actual	24/02/2031	19	---	24/02	4.30	1	GGB-FXD-240231-19Y-2.000-1.00	---	---	---	---	---	---	---	---	---
2,836,034,104	1.00	4.30	Actual/Actual	24/02/2032	20	---	24/02	4.30	1	GGB-FXD-240232-20Y-2.000-1.00	---	---	---	---	---	---	---	---	---
2,836,034,104	1.00	4.30	Actual/Actual	24/02/2033	21	---	24/02	4.30	1	GGB-FXD-240233-21Y-2.000-1.00	---	---	---	---	---	---	---	---	---
2,836,034,104	1.00	4.30	Actual/Actual	24/02/2034	22	---	24/02	4.30	1	GGB-FXD-240234-22Y-2.000-1.00	---	---	---	---	---	---	---	---	---
2,836,034,104	1.00	4.30	Actual/Actual	24/02/2035	23	---	24/02	4.30	1	GGB-FXD-240235-23Y-2.000-1.00	---	---	---	---	---	---	---	---	---
2,836,034,104	1.00	4.30	Actual/Actual	24/02/2036	24	---	24/02	4.30	1	GGB-FXD-240236-24Y-2.000-1.00	---	---	---	---	---	---	---	---	---
2,836,034,104	1.00	4.30	Actual/Actual	24/02/2037	25	---	24/02	4.30	1	GGB-FXD-240237-25Y-2.000-1.00	---	---	---	---	---	---	---	---	---
2,836,034,104	1.00	4.30	Actual/Actual	24/02/2038	26	---	24/02	4.30	1	GGB-FXD-240238-26Y-2.000-1.00	---	---	---	---	---	---	---	---	---
2,836,034,104	1.00	4.30	Actual/Actual	24/02/2039	27	---	24/02	4.30	1	GGB-FXD-240239-27Y-2.000-1.00	---	---	---	---	---	---	---	---	---
2,836,034,104	1.00	4.30	Actual/Actual	24/02/2040	28	---	24/02	4.30	1	GGB-FXD-240240-28Y-2.000-1.00	---	---	---	---	---	---	---	---	---
2,836,034,104	1.00	4.30	Actual/Actual	24/02/2041	29	---	24/02	4.30	1	GGB-FXD-240241-29Y-2.000-1.00	---	---	---	---	---	---	---	---	---
2,836,034,104	1.00	4.30	Actual/Actual	24/02/2042	30	---	24/02	4.30	1	GGB-FXD-240242-30Y-2.000-1.00	---	---	---	---	---	---	---	---	---
1,500,000	1,000.00	0.97	FLR Actual/360	10/08/2014	5	---	10/02 - 10/08	---	1	GGB-FRN-100814-05Y-1.762-1000.00	---	---	---	---	---	---	---	---	---
3,000,000	1,000.00	4.75	Actual/Actual	17/04/2019	5	---	17/04	4.75	1	GGB-FXD-170419-05Y-4.750-1,000	---	---	---	---	---	---	---	---	---
5,187,186	1,000.00	1.60	FLR Actual/360	21/05/2014	5	---	21/11 - 21/05	---	1	GGB-FRN-210514-05Y-2.734-1000.00	---	---	---	---	---	---	---	---	---
78,300	1,000.00	1.16	FLR Actual/360	23/07/2014	5	---	23/01 - 23/07	---	1	GGB-FRN-230714-05Y-2.018-1000.00	---	---	---	---	---	---	---	---	---

## Government Bonds Notes

Transactions Volume = (Pieces) \* (Nominal Price). Transactions Value = (Pieces) \* (Nominal Price) \* (price %) + (Accrued interest).

The Value of current coupon for the issues with NV 0.01 euro refers to NV 100 euros

FLR: Floating Interest Rate.

[1] - The Expiration Date of the interest bearing period and the Date for coupon payment.

Bonds in Circulation	Currency / Min nominal traded Value	Coupons Payment Date	Current Coupon Value	Note	Coupon Attached	Trading Unit	Issue Date	Duration (years)	Today's Interest	A.I.C in days	Bonds	Last price of previous days	Last Outcry in Cash (euro) Price	Buy / Sell	Date	Trades in Pieces	Life min	Life Max
<b>Bonds of International Organizations</b>																		
1,000,000	EUR / 1000	21/07	---	---	8	1	21/07/2006	10	5.0 FLR	360	EUROPEAN INVESTMENT BANK BOND	97.50	16/04/2007	---	---	---	---	---
<b>Corporate Bonds in Foreign Currency and Euro</b>																		
103,746	GBP / 10	01/12	0.25	---	55	1	01/12/1930	98	2.5	360	National Mortgage Bank	2.27	05/02/1996	2.27	S	05/02/1996	---	2.27
0	GBP / 10	01/12	0.25	---	57	1	01/12/1928	100	2.5	360	National Mortgage Bank	---	---	---	---	---	---	---

## Government Bonds Notes

A.I.C: Accrued Interest Calculation base.

FLR: Floating Interest Rate.

The minimum tradeable Nominal Value for all Demeterialised Government Titles is 100 Euros.

## State Banks Bonds (one year maturity)

Number Listed Bonds	Nominal value	Initial Rate	Current Rate	Annual Interest	Issue Date	Note	State Banks Bonds	Trading Unit	Yearly Renewals	Last Outcry in Cash (euro)		Volume
										Price	Buy / Sell	
342,560	135.17	2.35	3.92	0.00	31/01/2005	---	H.I.D.B.	1	10	100.00	B	---
2,446	1,154.00	4.90	2.47	28.96	31/05/2008	---	H.I.D.B.	1	6	---	---	---
171,117	1,163.28	5.50	2.47	29.19	31/05/2008	---	H.I.D.B.	1	6	---	---	---
63,787	1,129.20	5.45	2.47	30.88	31/08/2008	---	H.I.D.B.	1	6	---	---	---

## Bonds Notes

The annual renewal of H.I.D.B. Bonds is free of taxes (net rate).  
For Bonds issue until 31/12/2013 the accrued interest is capitalized.

**Athex & ATHEXClear Members List**

Member Name	Stock Market			Derivatives Market			ATHEXClear Member					
	Address	Phone	Fax	Market Member	Remote Member	Market Maker	Proprietary	Market Maker	Agent	General Clearing	Direct Clearing	Non Clearing
A. SARRIS SECURITIES S.A.				a								
6, DRAGATSANIOU STR. ATHINA	(210)-3367700	(210)-3312324										
AGRICULTURAL BANK OF GREECE S.A.								a			a	
, 23 PANEPISTIMIOU ATHINA	(210)-3298400	(210)-3298322										
ALPHA FINANCE INVESTMENT SERVICES S.A.				a		a		a			a	
5, MERLIN STR. ATHINA	(210)-3677400	(210)-3311193										
ALPHA BANK A.E.							a			a		
40, STADIOU STR ATHINA	(210)-3265546	(210)-3265811										
	(210)-3260000	(210)-3264116										
ARGUS STOCKBROKERS LTD				a	a							
12-14, KENNEDY AVE. S. 303 NICOSIA	(+35722)-22717000	(+35722)-22717070										
ATHENAIKI BROKERAGE FIRM S.A.				a								
33, STADIOU STR. ATHINA	(210)-3254764	(210)-3254767										
ATLANTIC SECURITIES LIMITED				a	a							
37, PRODROMOU STR. NICOSIA	(+35722)-445400	(+35722)-661914										
ATLAS SECURITIES S.A				a			a					a
14 - 16, VERVENON STR.& 125 MICHALAKOPOULOU STR. ATHINA	(210)-3363300	(210)-3238925										
ATTICA BANK S.A.										a		
23, OMIROU STR. ATHINA	(210)-3669000	(210)-3669410										
54, AKADIMIAS STR. ATHINA	(210)-3390757	(210)-3646090										
AXIA VENTURES GROUP LTD				a	a							
10, G. KRANIDIOTI NICOSIA	+357 22 742000	+357 22 742001										
AXON SECURITIES S.A.				a			a					a
48, STADIOU ATHINA	(210)-3363800	(210)-3243903										
BANK OF CYPRUS PUBLIC COMPANY LTD										a		
170, ALEXANDRAS AVE ATHINA	(210)-6477708	(210)-6477709										
, 51, STASINOU (AG. PARASKEVI, STROVOLOS) NICOSIA	(0035722)-121883	(0035722)-336258										
BETA SECURITIES S.A.				a		a	a	a			a	
, BRAILA & 29 ALEXANDRAS AVE ATHINA	(210)-6478900	(210)-6410139										
BNP PARIBAS SECURITIES SERVICES										a		
94, VAS. SOFIAS AVE ATHINA	(210)-7468500	(210)-7468579										
CAPITAL SECURITIES S.A.				a			a					a
58, MITROPOLEOS STR. ATHINA	(210)-3369700	(210)-3369820										
CFS SECURITIES & INVESTMENT SERVICES S.A.				a		a			a		a	
3, STADIOU STR. ATHINA	(210)-3360800	(210)-3311854										
CITIGROUP GLOBAL MARKET LTD				a	a							
, CITIGROUP CENTRE, CANADA SQUARE, CANARY WHART LONDON	002079864000	002079862266										
CO-OPERATIVE CENTRAL BANK LTD				a	a							
8, GRIGORI AFXENTIOU STR. NICOSIA	(+35722)-743300	(+35722)-672083										
CREDIT AGRICOLE CHEUVREUX S.A.					a							
, 9 QUAI PAUL DOUMER PARIS	33 (0) 1 41 89 70 00											
CREDIT SUISSE SECURITIES (EUROPE) LIMITED				a	a							
, ONE CABOT SQUARE LONDON	+44 20 7888 8888	+44 20 7888 1600										
CYCLOS SECURITIES S.A.				a		a	a				a	
39, PANEPISTIMIOU STR. ATHINA	(210)-3364300	(210)-3239122										
D.A. TSEKOURAS SEC. S.A.				a								
3, PESMAZOGLOU STR. ATHINA	(210)-3214406	(210)-3211997										
DEUTSCHE BANK A.G.				a	a							
70, THEODOR-HEUSS-ALLEE FRANKFURT	0049 69 910 00	0049 69 910 34 225										
DYNAMIC SECURITIES				a					a		a	
6 - 10, CHAR. TRIKOUPPI STR. ATHINA	(210)-3677700	(210)-3677777										
EL. PETROPOULAKIS SECURITIES S.A.				a					a			a
9, ARISTIDOU STR. ATHINA	(210)-3213928	(210)-3216810										
EUROBANK EQUITIES S.A.				a		a		a			a	
10, FILELLINON STR. ATHINA	(210)-3720000	(210)-3720001										
EUROBANK ERGASIAS S.A.										a		
8, OTHONOS STR. ATHINA	(210)-3337969	(210)-3245916										
	(210)-3337000	(210)-3233866										
EUROCORP SECURITIES S.A.				a			a				a	
14, FILIKIS ETAIRIAS SQ. ATHINA	(210)-7263500	(210)-7263666										
EUOTRUST BROKERAGE S.A.				a								
13-15, SOPHOCLEOUS STR. ATHINA	(210)-3363100	(210)-3238334										

**Athex & ATHEXCclear Members List**

Member Name	Stock Market			Derivatives Market			ATHEXCclear Member					
	Address	Phone	Fax	Market Member	Remote Member	Market Maker	Proprietary	Market Maker	Agent	General Clearing	Direct Clearing	Non Clearing
EUROXX SECURITIES S.A.				a			a				a	
7, PALAIOLOGOU STR. CHALANDRI	(210)-6879400	(210)-6879401										
G.A. PERVANAS SECURITIES & INVESTMENT SERVICES CO S.A.				a			a					a
7 - 9, SOPHOCLEOUS STR. ATHINA	(210)-3251875	(210)-3210291										
GENERAL BANK OF GREECE S.A.										a		
87-89, ERMOY ATHINA	(210)-6976072	(210)-6976079										
, 109-111, MESOGEION AVE. ATHINA	(210)-3288737	(210)-3288211										
GLOBAL CAPITAL SECURITIES AND FINANCIAL SERVICES LTD				a	a							
5, LEMESOU AVE. LEMESOS CYPRUS	(+35722)-710710	(+35722)-339332										
GUARDIAN TRUST SECURITIES S.A				a		a	a					a
15, FILELLINON STR. ATHINA	(210)-3220402	(210)-3220498										
HELLENIC AMERICAN SEC. S.A.				a			a					
6, EVRIPIDOU STR. ATHINA	(210)-3311100	(210)-3215968										
HELLENIC BANK (INVESTMENTS) LTD				a	a							
31, KYRIAKOY MATSI AVE. NICOSIA	(+35722)-500100	(+35722)-500110										
HSBC BANK PLC										a		
109-111, MESOGION AVE ATHINA	(210)-6961507	(210)-6929310										
INDEX SECURITIES S.A.				a								
6, DRAGATSANIOU STR. ATHINA	(210)-3213920	(210)-3213216										
INTERSEC S.A.							a				a	
80-88, SYGROU AVE ATHINA	(210)-9203000	(210)-9203052										
INVESTMENT BANK OF GREECE S.A.				a		a		a		a		
32, AIGEIALIAS MAROUSI	(210) 8173000	(210) 8173101										
24B, KIFISSIAS AVE MAROUSI	(210)-8171800	(210)-8171889										
J. CHR. MAVRIKIS SECURITIES S.A.				a								
5, SOPHOCLEOUS STR. ATHINA	(210)-3213949	(210)-3217767										
KAPPA SECURITIES S.A.				a			a					a
15, VALAORITOU STR. ATHINA	(210)-3610371	(210)-3641002										
KYPROU SECURITIES S.A.				a		a	a					a
26, HALKIDONOS & FIDIPPIDOY STR. ATHINA	(210)-8701000	(210)-8701049										
LAIKI FINANCIAL SERVICES LTD				a	a							
26, CLR HOUSE, VIROPOS AVE. NICOSIA	(+35722)-898600	(+35722)-680953										
LEON DEPOLAS SECURITIES S.A.				a					a			a
1, CHR. LADA STR. ATHINA	(210)-3213286	(210)-3211618										
MAGNA TRUST SECURITIES S.A				a					a			a
9, FIDIOU STR. ATHINA	(210)-3327503	(210)-3327599										
MEGA EQUITY SECURITIES & FINANCIAL SERVICES LTD				a	a							
42-44, GRIBA DIGENI AV. NICOSIA	(+35722)-711711	(+35722)-711811										
MERIT SECURITIES S.A				a		a	a				a	
38, VAS. KONSTANTINOY STR. ATHINA	(210)-3671800	(210)-3671830										
MERRILL LYNCH				a	a							
2, KING EDWARD STREET LONDON	(+4420)-79952000	(+4420)-79954525										
METOCHIKI SECURITIES S.A.				a								
3, G. GENNADIOY STR. ATHINA	(210)-3306700	(210)-3306709										
MIDAS BROKERAGE S.A.				a								
5, SOPHOCLEOUS STR. ATHINA	(210)-3253203	(210)-3253205										
N. CHRYSOCHOIDIS STOCK BROKERAGE I.S.S.A.				a					a		a	
7 - 9, SOPHOCLEOUS STR. ATHINA	(210)-3213913	(210)-3216115										
N. SARROS SECURITIES S.A.							a					
7-9, SOPHOCLEOUS STR. ATHINA	(210)-3705600	(210)-3219992										
NATIONAL BANK OF GREECE / FORMER PROBANK				a								
10, AMERIKIS STR. ATHINA	(210)-3392631	(210)-3392646										
NATIONAL BANK OF GREECE S.A.								a		a		
86, AILOU STR. ATHINA	(210)-3341000	(210)-3228187										
68, AKADIMIAS STR. ATHINA	(210)-3328817	(210)-3328678										
NBG SECURITIES S.A.				a		a		a				a
68, AKADIMIAS STR. ATHINA	(210)-3328500	(210)-3328565										
NEW PROTON BANK S.A.							a				a	
20, ESLIN & AMALIADOS ATHINA	210 6970000	210 6970111										
NUNTIUS SECURITIES S.A				a					a			a
6, DRAGATSANIOU STR. ATHINA	(210)-3350599	(210)-3254846										
ORANGE PARTNERS SECURITIES S.A				a								
5, TZORTZ STR. ATHINA	(210)-3300009	(210)-3305240										

**Athex & ATHEXClear Members List**

Member Name	Stock Market			Derivatives Market			ATHEXClear Member					
	Address	Phone	Fax	Market Member	Remote Member	Market Maker	Proprietary	Market Maker	Agent	General Clearing	Direct Clearing	Non Clearing
<b>PANTELAKIS SEC. S.A.</b>				a			a					a
109-111, MESOGION AVE. ATHINA	(210)-6965000	(210)-6929550										
<b>PEGASUS BROKERAGE FIRM S.A</b>				a			a					
17, VALAORITOU STR. ATHINA	(210)-3670700	(210)-3670760										
<b>PIRAEUS BANK S.A.</b>									a	a		
4, AMERIKIS STR ATHINA	(210)-3335918	(210)-3254207										
4, AMERIKIS STR. ATHINA	(210)-3335000	(210)-3335079										
<b>PIRAEUS SECURITIES S.A.</b>				a				a			a	
10, STADIU STR. ATHINA	(210)-3354100	(210)-3233814										
<b>PRELIUM SECURITIES &amp; INVESTMENT SERVICES S.A.</b>				a			a					a
, KIFISSIAS AVE & 1 DAVAKI STR ATHINA	(210)-3677000	(210)-6920403										
<b>PROCHOICE SECURITIES LTD</b>				a	a							
57, SPYROU KYPRIANOY NICOSIA	+357-24-661192	+357-24-662464										
<b>SHARELINK SECURITIES &amp; FINANCIAL SERVICES LTD</b>				a	a							
6, ELLINAS HOUSE, THEOTOKI STR. NICOSIA	(+35722)-554200	(+35722)-750852										
<b>SOCIETE GENERALE S.A.</b>				a	a		a					
17, COURS VALMY PUTEAUX - LA DEFENSE PARIS	(+33) 142134754	(+33) 142135697										
240-242, KIFISSIAS AVE ATHINA	(210)-6790161	(210)-6728828										
<b>SOLIDUS SECURITIES S.A</b>				a			a				a	
64, LOUIZIS RIANKOUR STR. ATHINA	(210)-6925500	(210)-6985421										
<b>SOTIRIADIS SECURITIES S.A.</b>				a								
7, VALAORITOU STR. ATHINA	(210)-3636943	(210)-3601943										
<b>ST. EM. LAVRENTAKIS SECURITIES S.A.</b>				a			a					a
7 - 9, SOPHOCLEOUS STR. ATHINA	(210)-3213336	(210)-3246572										
<b>THE CYPRUS INVESTMENT AND SECURITIES CORPORATION LIMITED (CISCO)</b>				a	a							
4, EVROU STR. (EUROLIFE HOUSE) NICOSIA	(+35722)-881800	(+35722)-881801										
<b>UBS LIMITED</b>				a	a							
1, FINSBURY AVENUE LONDON	(+4420)-79013333	(+4420)-79012345										
<b>Z.G. PORTALAKIS INVESTMENT SERVICES S.A.</b>				a								
8, PESMAZOGLU STR. ATHINA	(210)-3214830	(210)-3212024										
<b>KARAMANOF SECURITIES &amp; INV. SERVICES S.A.</b>				a					a		a	
2, SQ. ST THEODORON ATHINA	(210)-3212947	(210)-3217088										



List of Stocks under Market Making operations

Securities Market Maker	Stock Category	
	Start Market Making	End Market Making
<b>CYPRUS POPULAR BANK (CR)</b>	Under Suspension	
PIRAEUS SECURITIES S.A.	02/02/2013	01/01/2400
<b>VIOHALCO (CB)</b>	Under Suspension	
ALPHA FINANCE INVESTMENT SERVICES S.A.	11/02/2013	01/01/2400
EUROBANK EQUITIES S.A.	20/01/2013	01/01/2400
MERIT SECURITIES S.A.	13/12/2012	01/01/2400
<b>ALPHA BANK (CR)</b>	Main Market	
EUROBANK EQUITIES S.A.	24/10/2012	01/01/2400
INVESTMENT BANK OF GREECE S.A.	08/01/2013	01/01/2400
MERIT SECURITIES S.A.	03/09/2013	01/01/2400
NBG SECURITIES S.A.	15/01/2013	01/01/2400
PIRAEUS SECURITIES S.A.	28/05/2013	01/01/2400
<b>ALUMIL (CR)</b>	Main Market	
BETA SECURITIES S.A.	18/07/2013	01/01/2400
<b>BYTE COMPUTER SA (CR)</b>	Main Market	
MERIT SECURITIES S.A.	04/08/2013	01/01/2400
<b>CC HBC AG (CR)</b>	Main Market	
EUROBANK EQUITIES S.A.	23/10/2013	01/01/2400
NBG SECURITIES S.A.	29/04/2013	01/01/2400
<b>ELLAKTOR (CR)</b>	Main Market	
EUROBANK EQUITIES S.A.	01/06/2013	01/01/2400
INVESTMENT BANK OF GREECE S.A.	02/01/2013	01/01/2400
NBG SECURITIES S.A.	25/06/2013	01/01/2400
<b>ELTON SA (CR)</b>	Main Market	
BETA SECURITIES S.A.	03/09/2013	01/01/2400
<b>EUROBANK ERGASIAS (CR)</b>	Main Market	
ALPHA FINANCE INVESTMENT SERVICES S.A.	08/01/2013	01/01/2400
EUROBANK EQUITIES S.A.	01/06/2013	01/01/2400
INVESTMENT BANK OF GREECE S.A.	08/01/2013	01/01/2400
PIRAEUS SECURITIES S.A.	28/09/2013	01/01/2400
<b>FOLLI FOLLIE (CR)</b>	Main Market	
NBG SECURITIES S.A.	17/02/2014	01/01/2400
<b>FRIGOGLASS SA (CR)</b>	Main Market	
EUROBANK EQUITIES S.A.	23/08/2013	01/01/2400
<b>GEK TERNA (CR)</b>	Main Market	
INVESTMENT BANK OF GREECE S.A.	02/01/2013	01/01/2400
<b>GR. SARANTIS SA (CR)</b>	Main Market	
BETA SECURITIES S.A.	14/05/2013	01/01/2400
<b>HELLENIC EXCHANGES-A.S.E. (CR)</b>	Main Market	
EUROBANK EQUITIES S.A.	01/06/2013	01/01/2400
INVESTMENT BANK OF GREECE S.A.	02/01/2013	01/01/2400
NBG SECURITIES S.A.	25/06/2013	01/01/2400
<b>INTRACOM CONSTR. (CR)</b>	Main Market	
MERIT SECURITIES S.A.	27/12/2012	01/01/2400
<b>INTRALOT (CR)</b>	Main Market	
EUROBANK EQUITIES S.A.	01/06/2013	01/01/2400
INVESTMENT BANK OF GREECE S.A.	02/01/2013	01/01/2400
PIRAEUS SECURITIES S.A.	28/09/2013	01/01/2400
<b>MARFIN INVESTMENT GROUP (CR)</b>	Main Market	
PIRAEUS SECURITIES S.A.	02/02/2013	01/01/2400
<b>MLS MULTIMEDIA SA (CR)</b>	Main Market	
BETA SECURITIES S.A.	18/07/2013	01/01/2400
<b>MOTOR OIL (CR)</b>	Main Market	
EUROBANK EQUITIES S.A.	23/10/2012	01/01/2400
NBG SECURITIES S.A.	17/02/2014	01/01/2400
<b>MYTILINEOS HOLDINGS (CR)</b>	Main Market	
INVESTMENT BANK OF GREECE S.A.	02/01/2013	01/01/2400
NBG SECURITIES S.A.	25/06/2013	01/01/2400
<b>NATIONAL BANK (CR)</b>	Main Market	
ALPHA FINANCE INVESTMENT SERVICES S.A.	08/01/2013	01/01/2400
EUROBANK EQUITIES S.A.	24/10/2012	01/01/2400
INVESTMENT BANK OF GREECE S.A.	08/01/2013	01/01/2400
MERIT SECURITIES S.A.	03/09/2013	01/01/2400
NBG SECURITIES S.A.	28/02/2013	01/01/2400
PIRAEUS SECURITIES S.A.	08/09/2013	01/01/2400

List of Stocks under Market Making operations

Securities Market Maker	Stock Category	
	Start Market Making	End Market Making
<b>OPAP (CR)</b>	Main Market	
ALPHA FINANCE INVESTMENT SERVICES S.A.	08/01/2013	01/01/2400
EUROBANK EQUITIES S.A.	24/10/2012	01/01/2400
INVESTMENT BANK OF GREECE S.A.	08/01/2013	01/01/2400
NBG SECURITIES S.A.	15/01/2013	01/01/2400
<b>OTE (CR)</b>	Main Market	
ALPHA FINANCE INVESTMENT SERVICES S.A.	08/01/2013	01/01/2400
EUROBANK EQUITIES S.A.	24/10/2012	01/01/2400
INVESTMENT BANK OF GREECE S.A.	08/01/2013	01/01/2400
NBG SECURITIES S.A.	01/12/2012	01/01/2400
PIRAEUS SECURITIES S.A.	08/09/2013	01/01/2400
<b>PAPOUTSANIS (CR)</b>	Main Market	
BETA SECURITIES S.A.	25/11/2013	01/01/2400
<b>PETROPOULOS PETROS (CR)</b>	Main Market	
BETA SECURITIES S.A.	28/05/2013	01/01/2400
<b>PIRAEUS BANK (CR)</b>	Main Market	
EUROBANK EQUITIES S.A.	23/10/2012	01/01/2400
INVESTMENT BANK OF GREECE S.A.	08/01/2013	01/01/2400
MERIT SECURITIES S.A.	16/09/2013	01/01/2400
NBG SECURITIES S.A.	02/06/2013	01/01/2400
PIRAEUS SECURITIES S.A.	16/02/2013	01/01/2400
<b>PLAISIO COMPUTERS SA (CR)</b>	Main Market	
BETA SECURITIES S.A.	05/05/2014	01/01/2400
<b>PPC (CR)</b>	Main Market	
ALPHA FINANCE INVESTMENT SERVICES S.A.	08/01/2013	01/01/2400
EUROBANK EQUITIES S.A.	23/10/2012	01/01/2400
INVESTMENT BANK OF GREECE S.A.	08/01/2013	01/01/2400
NBG SECURITIES S.A.	26/03/2013	01/01/2400
PIRAEUS SECURITIES S.A.	28/09/2013	01/01/2400
<b>S.KANAKIS SA (CR)</b>	Main Market	
BETA SECURITIES S.A.	01/10/2013	01/01/2400
<b>TITAN CEMENT (CR)</b>	Main Market	
EUROBANK EQUITIES S.A.	23/10/2012	01/01/2400
NBG SECURITIES S.A.	17/02/2014	01/01/2400
<b>VIOHALCO SA/NV (CB)</b>	Main Market	
ALPHA FINANCE INVESTMENT SERVICES S.A.	17/02/2014	01/01/2400
MERIT SECURITIES S.A.	17/03/2014	01/01/2400

Underlying Asset				Derivatives Market																		
Price max	Price min	Closing price	change	Delivery Month	Open price	Price max	Price min	Last price	Closing price	Last Bid	Last Ask	Settlement price	change	Life high	Life low	Trades	Volume	change	Value	change	Open Interest	change
FTSE/Athex Large Cap <span style="float: right;">(Trade Unit: 1 Index Point x 5€, Cash Settlement)</span>																						
399.19	391.95	393.56	-0.51%	May 2014	400.75	400.75	391.75	394.25	393.75	27@394.00	19@394.50	393.75	-0.76%	446.00	380.00	519	5,794	77.95%	11,454,586.25	78.93%	40,680	0.58%
				June 2014	397.25	400.75	392.50	395.00	394.25	27@394.50	69@395.25	394.25	-0.76%	448.75	372.00	248	1,975	19.41%	3,915,211.25	19.82%	11,523	7.16%
				July 2014	395.75	396.25	395.00	395.00	394.75	1@393.00	50@397.00	394.75	-1.19%	396.50	392.75	4	6	---	11,867.50	---	405	1.25%
				September 2014	402.00	402.00	402.00	402.00	399.25	1@379.00	1@434.00	399.25	-0.44%	409.00	385.25	1	1	-90.00%	2,010.00	-89.87%	72	1.41%
				December 2014	---	---	---	---	---	---	---	---	---	---	---	---	---	---	---	---	---	---
				March 2015	---	---	---	---	---	---	---	---	---	---	---	---	---	---	---	---	---	---

Underlying Asset				Derivatives Market																		
Price max	Price min	Closing price	change	Delivery Month	Open price	Price max	Price min	Last price	Closing price	Last Bid	Last Ask	Settlement price	change	Life high	Life low	Trades	Volume	change	Value	change	Open Interest	change
<b>ALPHA BANK (CR)</b>				(Contract Size: 100 Securities, Physical Delivery)																		
0.700	0.686	0.696	1.16%	June 2014	0.695	0.697	0.681	0.693	0.694	1@0.684	8@0.693	0.694	1.17%	0.734	0.561	46	521	-0.19%	36,034.20	0.61%	40,519	-0.04%
				September 2014	---	---	---	---	0.698	---	8@0.713	0.698	1.16%	0.726	0.672	---	---	---	---	---	700	0.00%
				December 2014	0.696	0.696	0.696	0.696	0.700	---	---	0.700	1.01%	0.740	0.689	2	200	---	13,920.00	---	400	100.00%
				March 2015	---	---	---	---	---	---	---	---	---	---	---	---	---	---	---	---	---	---
<b>CC HBC AG (CR)</b>				(Contract Size: 100 Securities, Physical Delivery)																		
18.00	17.51	17.80	0.28%	June 2014	17.85	17.99	17.58	17.58	17.87	3@17.58	5@17.75	17.87	0.28%	18.79	17.30	9	32	88.24%	56,683.00	88.91%	941	0.53%
				September 2014	---	---	---	---	---	---	5@17.98	---	---	---	---	---	---	---	---	---	---	---
				December 2014	---	---	---	---	---	---	---	---	---	---	---	---	---	---	---	---	---	---
				March 2015	---	---	---	---	---	---	---	---	---	---	---	---	---	---	---	---	---	---
<b>CORINTH PIPEWORKS SA (CR)</b>				(Contract Size: 100 Securities, Physical Delivery)																		
1.76	1.69	1.69	-3.98%	June 2014	1.74	1.74	1.73	1.73	1.66	3@1.71	4@1.79	1.66	-4.05%	2.23	1.73	2	2	-50.00%	347.00	-51.20%	700	0.29%
				September 2014	---	---	---	---	---	---	---	---	---	---	---	---	---	---	---	---	---	---
				December 2014	---	---	---	---	---	---	---	---	---	---	---	---	---	---	---	---	---	---
				March 2015	---	---	---	---	---	---	---	---	---	---	---	---	---	---	---	---	---	---
<b>ELLAKTOR (CR)</b>				(Contract Size: 100 Securities, Physical Delivery)																		
3.91	3.82	3.90	0.77%	June 2014	3.87	3.91	3.86	3.91	3.90	15@3.76	2@3.91	3.90	0.78%	4.18	3.63	14	31	55.00%	12,051.00	56.59%	1,936	0.10%
				September 2014	---	---	---	---	---	---	2@3.97	---	---	---	---	---	---	---	---	---	---	---
				December 2014	---	---	---	---	---	---	---	---	---	---	---	---	---	---	---	---	---	---
				March 2015	---	---	---	---	---	---	---	---	---	---	---	---	---	---	---	---	---	---
<b>EUROBANK ERGASIAS (CR)</b>				(Contract Size: 100 Securities, Physical Delivery)																		
0.384	0.364	0.366	-4.69%	June 2014	0.359	0.363	0.347	0.353	0.350	1095@0.350	51@0.353	0.350	-2.78%	0.802	0.330	148	8,066	-17.42%	287,713.90	-16.98%	73,762	-0.21%
				September 2014	0.370	0.370	0.353	0.353	0.353	20@0.353	100@0.359	0.353	-4.59%	0.374	0.338	12	169	-15.08%	6,057.40	-16.70%	1,452	13.17%
				December 2014	---	---	---	---	---	---	---	---	---	---	---	---	---	---	---	---	---	---
				March 2015	---	---	---	---	---	---	---	---	---	---	---	---	---	---	---	---	---	---
<b>EUROBANK PROPERTIES REIC (CR)</b>				(Contract Size: 100 Securities, Physical Delivery)																		
8.47	8.23	8.47	3.80%	June 2014	8.30	8.43	8.30	8.43	8.16	1@8.20	3@8.45	8.16	3.82%	9.37	8.05	7	14	100.00%	11,704.00	100.79%	87	-4.40%
				September 2014	---	---	---	---	8.69	---	---	8.69	3.82%	8.37	8.37	---	---	-100.00%	---	-100.00%	10	0.00%
				December 2014	---	---	---	---	---	---	---	---	---	---	---	---	---	---	---	---	---	---
				March 2015	---	---	---	---	---	---	---	---	---	---	---	---	---	---	---	---	---	---
<b>EYDAP S.A. (CR)</b>				(Contract Size: 100 Securities, Physical Delivery)																		
9.73	9.40	9.60	0.00%	June 2014	9.68	9.70	9.47	9.58	9.62	1@9.09	1@9.68	9.62	0.00%	9.72	7.98	9	61	10.91%	58,607.00	13.04%	348	-12.78%
				September 2014	---	---	---	---	---	---	1@9.81	---	---	---	---	---	---	---	---	---	---	---
				December 2014	---	---	---	---	---	---	---	---	---	---	---	---	---	---	---	---	---	---
				March 2015	---	---	---	---	---	---	---	---	---	---	---	---	---	---	---	---	---	---
<b>FOLLI FOLLIE (CR)</b>				(Contract Size: 100 Securities, Physical Delivery)																		
25.20	24.95	25.00	0.00%	June 2014	24.90	25.05	24.90	24.90	24.87	3@24.90	1@25.05	24.87	0.00%	27.71	22.77	6	12	-55.56%	29,905.00	-55.40%	122	2.52%
				September 2014	---	---	---	---	---	---	---	---	---	---	---	---	---	---	---	---	---	---
				December 2014	---	---	---	---	---	---	---	---	---	---	---	---	---	---	---	---	---	---
				March 2015	---	---	---	---	---	---	---	---	---	---	---	---	---	---	---	---	---	---

Underlying Asset				Derivatives Market																		
Price max	Price min	Closing price	change	Delivery Month	Open price	Price max	Price min	Last price	Closing price	Last Bid	Last Ask	Settlement price	change	Life high	Life low	Trades	Volume	change	Value	change	Open Interest	change
<b>FRIGOGLASS SA (CR)</b>				(Contract Size: 100 Securities, Physical Delivery)																		
4.17	3.96	3.96	-3.42%	June 2014	4.12	4.12	3.98	4.00	3.99	3@3.98	2@4.12	3.99	-3.39%	5.46	3.98	15	34	209.09%	13,657.00	200.22%	1,498	1.42%
				September 2014	---	---	---	---	---	---	---	---	---	---	---	---	---	---	---	---	---	---
				December 2014	---	---	---	---	---	---	---	---	---	---	---	---	---	---	---	---	---	---
				March 2015	---	---	---	---	---	---	---	---	---	---	---	---	---	---	---	---	---	---
<b>GEK TERNA (CR)</b>				(Contract Size: 100 Securities, Physical Delivery)																		
3.77	3.68	3.71	-0.27%	June 2014	3.77	3.78	3.68	3.68	3.75	4@3.67	15@3.74	3.75	-0.27%	4.23	3.17	13	49	-31.94%	18,211.00	-32.03%	15,269	0.02%
				September 2014	---	---	---	---	3.82	---	15@3.80	3.82	-0.26%	4.24	3.60	---	---	-100.00%	---	-100.00%	14,587	0.00%
				December 2014	---	---	---	---	---	---	---	---	---	---	---	---	---	---	---	---	---	---
				March 2015	---	---	---	---	---	---	---	---	---	---	---	---	---	---	---	---	---	---
<b>HELLENIC EXCHANGES-A.S.E. (CR)</b>				(Contract Size: 100 Securities, Physical Delivery)																		
8.88	8.66	8.73	-0.68%	June 2014	8.85	8.90	8.68	8.74	8.86	2@8.74	25@8.88	8.86	-0.67%	9.46	7.12	29	105	-11.76%	92,111.00	-10.19%	3,699	0.24%
				September 2014	---	---	---	---	8.89	---	25@8.98	8.89	-0.67%	8.65	6.95	---	---	-100.00%	---	-100.00%	20	0.00%
				December 2014	---	---	---	---	---	---	---	---	---	---	---	---	---	---	---	---	---	---
				March 2015	---	---	---	---	---	---	---	---	---	---	---	---	---	---	---	---	---	---
<b>HELLENIC PETROLEUM (CR)</b>				(Contract Size: 100 Securities, Physical Delivery)																		
6.27	6.05	6.06	-2.10%	June 2014	6.25	6.26	6.06	6.11	6.05	1@6.08	2@6.13	6.05	-2.10%	9.58	6.05	40	104	-37.72%	64,179.00	-37.79%	5,904	-0.46%
				September 2014	---	---	---	---	---	---	2@6.25	---	---	---	---	---	---	---	---	---	---	---
				December 2014	---	---	---	---	---	---	---	---	---	---	---	---	---	---	---	---	---	---
				March 2015	---	---	---	---	---	---	---	---	---	---	---	---	---	---	---	---	---	---
<b>INTRALOT (CR)</b>				(Contract Size: 100 Securities, Physical Delivery)																		
2.11	2.03	2.06	-0.48%	June 2014	2.11	2.11	2.04	2.04	2.09	2@2.05	60@2.09	2.09	-0.48%	2.53	2.02	7	15	-88.10%	3,087.00	-88.12%	3,547	0.03%
				September 2014	---	---	---	---	---	---	---	---	---	---	---	---	---	---	---	---	---	---
				December 2014	---	---	---	---	---	---	---	---	---	---	---	---	---	---	---	---	---	---
				March 2015	---	---	---	---	---	---	---	---	---	---	---	---	---	---	---	---	---	---
<b>JUMBO SA (CR)</b>				(Contract Size: 100 Securities, Physical Delivery)																		
11.48	11.23	11.48	1.68%	June 2014	11.33	11.46	11.33	11.46	11.54	7@11.41	5@11.58	11.54	1.67%	14.22	11.00	6	9	-79.55%	10,247.00	-79.53%	527	0.38%
				September 2014	---	---	---	---	---	---	5@11.76	---	---	---	---	---	---	---	---	---	---	---
				December 2014	---	---	---	---	---	---	---	---	---	---	---	---	---	---	---	---	---	---
				March 2015	---	---	---	---	---	---	---	---	---	---	---	---	---	---	---	---	---	---
<b>MARFIN INVESTMENT GROUP (CR)</b>				(Contract Size: 100 Securities, Physical Delivery)																		
0.490	0.474	0.474	-0.63%	June 2014	0.480	0.493	0.478	0.478	0.478	40@0.478	25@0.482	0.478	0.63%	0.573	0.443	77	1,170	-3.07%	56,765.60	1.05%	24,387	1.64%
				September 2014	---	---	---	---	---	---	---	---	---	---	---	---	---	---	---	---	---	---
				December 2014	---	---	---	---	---	---	---	---	---	---	---	---	---	---	---	---	---	---
				March 2015	---	---	---	---	---	---	---	---	---	---	---	---	---	---	---	---	---	---
<b>METKA (CR)</b>				(Contract Size: 100 Securities, Physical Delivery)																		
12.94	12.58	12.85	0.47%	June 2014	12.79	12.80	12.56	12.59	12.88	7@12.56	2@12.68	12.88	0.47%	14.12	11.41	6	17	70.00%	21,449.00	72.02%	986	-1.50%
				September 2014	---	---	---	---	13.02	---	---	13.02	0.46%	11.68	11.41	---	---	---	---	---	---	---
				December 2014	---	---	---	---	---	---	---	---	---	---	---	---	---	---	---	---	---	---
				March 2015	---	---	---	---	---	---	---	---	---	---	---	---	---	---	---	---	---	---

Underlying Asset				Derivatives Market																			
Price max	Price min	Closing price	change	Delivery Month	Open price	Price max	Price min	Last price	Closing price	Last Bid	Last Ask	Settlement price	change	Life high	Life low	Trades	Volume	change	Value	change	Open Interest	change	
<b>MOTOR OIL (CR)</b>				(Contract Size: 100 Securities, Physical Delivery)																			
9.06	8.73	9.06	3.07%	June 2014	8.80	9.05	8.72	9.03	8.99	5@8.91	5@9.04	8.99	5.02%	10.31	8.40	45	112	-18.25%	100,525.00	-13.37%	317	2.59%	
				September 2014	---	---	---	---	---	---	---	---	---	---	---	---	---	---	---	---	---	---	
				December 2014	---	---	---	---	---	---	---	---	---	---	---	---	---	---	---	---	---	---	
				March 2015	---	---	---	---	---	---	---	---	---	---	---	---	---	---	---	---	---	---	
<b>MYTILINEOS HOLDINGS (CR)</b>				(Contract Size: 100 Securities, Physical Delivery)																			
6.49	6.28	6.39	-1.08%	June 2014	6.45	6.45	6.31	6.31	6.36	2@6.33	2@6.40	6.36	-1.24%	7.32	5.32	45	154	-17.65%	98,332.00	-17.17%	11,192	0.07%	
				September 2014	---	---	---	---	6.36	---	2@6.49	6.36	-1.24%	7.31	5.86	---	---	---	---	---	---	637	0.00%
				December 2014	---	---	---	---	6.57	---	---	6.57	-1.20%	7.16	7.16	---	---	---	---	---	---	1,400	0.00%
				March 2015	---	---	---	---	---	---	---	---	---	---	---	---	---	---	---	---	---	---	---
<b>NATIONAL BANK (CR)</b>				(Contract Size: 100 Securities, Physical Delivery)																			
2.74	2.57	2.58	-5.15%	June 2014	2.68	2.68	2.49	2.51	2.50	26@2.50	230@2.52	2.50	-7.41%	4.50	2.49	347	8,555	372.91%	2,185,419.00	349.33%	15,264	27.26%	
				September 2014	2.62	2.62	2.50	2.50	2.51	5@2.50	30@2.54	2.51	-8.39%	2.76	2.50	6	120	---	30,620.00	---	121	12000.00%	
				December 2014	---	---	---	---	---	---	---	---	---	---	---	---	---	---	---	---	---	---	---
				March 2015	---	---	---	---	---	---	---	---	---	---	---	---	---	---	---	---	---	---	---
<b>OPAP (CR)</b>				(Contract Size: 100 Securities, Physical Delivery)																			
11.58	11.37	11.45	0.70%	June 2014	11.25	11.36	11.16	11.24	11.24	15@11.21	1@11.25	11.24	0.63%	12.70	8.84	92	412	9.87%	463,719.00	13.05%	3,258	-0.94%	
				September 2014	---	---	---	---	11.36	---	1@11.38	11.36	0.62%	12.74	9.63	---	---	---	---	---	---	81	0.00%
				December 2014	---	---	---	---	11.45	---	---	11.45	0.62%	11.69	10.70	---	---	-100.00%	---	-100.00%	---	25	0.00%
				March 2015	---	---	---	---	---	---	---	---	---	---	---	---	---	---	---	---	---	---	---
<b>OTE (CR)</b>				(Contract Size: 100 Securities, Physical Delivery)																			
11.55	10.75	10.76	-5.45%	June 2014	11.42	11.55	10.77	10.83	10.84	21@10.83	1@10.86	10.84	-5.41%	13.20	8.31	328	2,268	147.60%	2,503,499.00	139.59%	10,328	10.42%	
				September 2014	---	---	---	---	10.82	---	1@10.97	10.82	-5.42%	12.84	10.15	---	---	---	---	---	---	73	0.00%
				December 2014	---	---	---	---	10.80	---	---	10.80	-5.43%	11.62	10.15	---	---	---	---	---	---	---	---
				March 2015	---	---	---	---	---	---	---	---	---	---	---	---	---	---	---	---	---	---	---
<b>P.P.A. S.A. (CR)</b>				(Contract Size: 100 Securities, Physical Delivery)																			
18.67	17.96	18.00	-3.59%	June 2014	18.25	18.42	18.10	18.10	17.72	2@17.94	1@18.80	17.72	-3.59%	20.47	17.28	8	20	53.85%	36,504.00	49.23%	672	1.36%	
				September 2014	---	---	---	---	---	---	---	---	---	---	---	---	---	---	---	---	---	---	---
				December 2014	---	---	---	---	---	---	---	---	---	---	---	---	---	---	---	---	---	---	---
				March 2015	---	---	---	---	---	---	---	---	---	---	---	---	---	---	---	---	---	---	---
<b>PIRAEUS BANK (CR)</b>				(Contract Size: 100 Securities, Physical Delivery)																			
1.77	1.74	1.76	0.57%	June 2014	1.77	1.77	1.75	1.76	1.76	430@1.75	386@1.77	1.76	0.57%	2.06	1.33	17	419	6.35%	73,609.00	6.92%	27,643	-0.34%	
				September 2014	---	---	---	---	1.77	---	386@1.80	1.77	0.57%	2.06	1.54	---	---	---	---	---	---	23	0.00%
				December 2014	---	---	---	---	---	---	---	---	---	---	---	---	---	---	---	---	---	---	---
				March 2015	---	---	---	---	---	---	---	---	---	---	---	---	---	---	---	---	---	---	---
<b>PPC (CR)</b>				(Contract Size: 100 Securities, Physical Delivery)																			
11.50	11.01	11.04	-2.73%	June 2014	11.38	11.50	11.02	11.06	11.06	46@11.03	14@11.09	11.06	-2.04%	12.77	9.60	217	1,450	-14.81%	1,622,777.00	-14.60%	9,698	-2.46%	
				September 2014	11.26	11.26	11.26	11.26	11.10	---	14@11.20	11.10	-1.25%	12.65	9.70	1	10	100.00%	11,260.00	105.29%	38	35.71%	
				December 2014	---	---	---	---	10.97	---	---	10.97	-2.05%	12.48	10.42	---	---	---	---	---	---	---	---
				March 2015	---	---	---	---	---	---	---	---	---	---	---	---	---	---	---	---	---	---	---

Underlying Asset				Derivatives Market																		
Price max	Price min	Closing price	change	Delivery Month	Open price	Price max	Price min	Last price	Closing price	Last Bid	Last Ask	Settlement price	change	Life high	Life low	Trades	Volume	change	Value	change	Open Interest	change
<b>SIDENOR (CR)</b>				(Contract Size: 100 Securities, Physical Delivery)																		
1.75	1.71	1.72	-1.15%	June 2014	1.75	1.75	1.75	1.75	1.73	3@1.58	---	1.73	-1.14%	2.23	1.67	1	1	0.00%	175.00	-0.57%	1,221	0.08%
				September 2014	---	---	---	---	---	---	---	---	---	---	---	---	---	---	---	---	---	---
				December 2014	---	---	---	---	---	---	---	---	---	---	---	---	---	---	---	---	---	---
				March 2015	---	---	---	---	---	---	---	---	---	---	---	---	---	---	---	---	---	---
<b>TERNA ENERGY (CR)</b>				(Contract Size: 100 Securities, Physical Delivery)																		
4.40	4.25	4.27	-2.73%	June 2014	4.40	4.40	4.29	4.29	4.31	2@4.26	10@4.60	4.31	-2.71%	4.78	3.98	3	9	-55.00%	3,939.00	-53.38%	3,552	0.14%
				September 2014	---	---	---	---	---	---	10@4.67	---	---	---	---	---	---	---	---	---	---	---
				December 2014	---	---	---	---	---	---	---	---	---	---	---	---	---	---	---	---	---	---
				March 2015	---	---	---	---	---	---	---	---	---	---	---	---	---	---	---	---	---	---
<b>TITAN CEMENT (CR)</b>				(Contract Size: 100 Securities, Physical Delivery)																		
23.60	22.90	23.60	1.94%	June 2014	23.08	23.54	23.08	23.54	23.44	10@23.46	5@23.55	23.44	1.96%	26.10	21.60	11	24	4.35%	56,046.00	4.37%	474	0.42%
				September 2014	---	---	---	---	---	---	---	---	---	---	---	---	---	---	---	---	---	---
				December 2014	---	---	---	---	---	---	---	---	---	---	---	---	---	---	---	---	---	---
				March 2015	---	---	---	---	---	---	---	---	---	---	---	---	---	---	---	---	---	---
<b>VIOHALCO SA/NV (CB)</b>				(Contract Size: 100 Securities, Physical Delivery)																		
4.48	4.33	4.36	-2.24%	June 2014	4.46	4.46	4.40	4.40	4.38	5@4.35	3@4.50	4.38	-2.23%	5.22	4.12	5	14	-46.15%	6,220.00	-46.67%	571	2.51%
				September 2014	---	---	---	---	---	---	3@4.56	---	---	---	---	---	---	---	---	---	---	---
				December 2014	---	---	---	---	---	---	---	---	---	---	---	---	---	---	---	---	---	---
				March 2015	---	---	---	---	---	---	---	---	---	---	---	---	---	---	---	---	---	---

## FTSE/Athex Large Cap

(Trade Unit: 1 Index Point x 5€ - Exercise Style: European, Cash Settlement)

Call Options																Put Options																		
Exercise Price	May 2014							June 2014							Other Months		May 2014						June 2014						Other Months		Exercise Price			
	Open price	Price max	Price min	Last price	Closing price	Volume	Open Interest	Open price	Price max	Price min	Last price	Closing price	Volume	Open Interest	Volume	Open Interest	Open price	Price max	Price min	Last price	Closing price	Volume	Open Interest	Open price	Price max	Price min	Last price	Closing price	Volume	Open Interest		Volume	Open Interest	
215	-	-	-	-	-	-	-	-	-	-	-	179.00	-	30	-	-	-	-	-	-	-	-	-	-	-	-	-	-	-	-	-	215		
255	-	-	-	-	-	-	-	-	-	-	-	-	-	-	-	-	-	-	-	-	-	-	-	-	-	-	-	-	-	-	-	255		
260	-	-	-	-	-	-	-	-	-	-	-	-	-	-	-	-	-	-	-	-	-	-	-	-	-	-	-	-	-	-	-	260		
265	-	-	-	-	-	-	-	-	-	-	-	-	-	-	-	-	-	-	-	-	-	-	-	-	-	-	-	-	-	-	-	265		
270	-	-	-	-	-	-	-	-	-	-	-	-	-	-	-	-	-	-	-	-	-	-	-	-	-	-	-	-	-	-	-	270		
275	-	-	-	-	-	-	-	-	-	-	-	119.00	-	2	-	-	-	-	-	-	-	-	-	-	-	-	-	-	-	-	-	275		
280	-	-	-	-	-	-	-	-	-	-	-	-	-	-	-	-	-	-	-	-	-	-	-	-	-	-	-	-	-	-	-	280		
285	-	-	-	-	-	-	-	-	-	-	-	-	-	-	-	-	-	-	-	-	-	-	-	-	-	-	-	-	-	-	-	285		
290	-	-	-	-	-	-	-	-	-	-	-	-	-	-	-	-	-	-	-	-	-	-	-	-	-	-	-	-	-	-	-	290		
295	-	-	-	-	-	-	-	-	-	-	-	-	-	-	-	-	-	-	-	-	-	-	-	-	-	-	-	-	-	-	-	295		
300	-	-	-	-	-	-	-	-	-	-	-	94.50	-	73	-	-	-	-	-	-	-	-	-	-	-	-	-	-	-	-	-	300		
305	-	-	-	-	-	-	-	-	-	-	-	-	-	-	-	-	-	-	-	-	-	-	-	-	-	-	-	-	-	-	-	305		
310	-	-	-	-	-	-	-	-	-	-	-	85.00	-	1	-	-	-	-	-	-	-	-	-	-	-	-	-	-	-	-	-	310		
315	-	-	-	-	-	-	-	-	-	-	-	-	-	-	-	-	-	-	-	-	-	-	-	-	-	-	-	-	-	-	-	315		
320	-	-	-	-	-	-	-	-	-	-	-	-	-	-	-	-	-	-	-	-	-	-	-	-	-	-	-	-	-	-	-	320		
325	-	-	-	-	-	-	-	-	-	-	-	-	-	-	-	-	-	-	-	-	-	-	-	-	-	-	-	-	-	-	-	325		
330	-	-	-	-	-	-	-	-	-	-	-	-	-	-	-	-	-	-	-	-	-	-	-	-	-	-	-	-	-	-	-	330		
335	-	-	-	-	-	-	-	-	-	-	-	-	-	-	-	-	-	-	-	-	-	-	-	-	-	-	-	-	-	-	-	335		
340	-	-	-	-	-	-	-	-	-	-	-	-	-	-	-	-	-	-	-	-	-	-	-	-	-	-	-	-	-	-	-	340		
345	-	-	-	-	-	-	-	-	-	-	-	-	-	-	-	-	-	-	-	-	-	-	-	-	-	-	-	-	-	-	-	345		
350	-	-	-	-	-	-	-	-	-	-	-	49.50	-	5	-	-	-	-	-	-	-	-	-	-	-	-	-	-	-	-	-	350		
355	-	-	-	-	-	-	-	-	-	-	-	-	-	-	-	-	-	-	-	-	-	-	-	-	-	-	-	-	-	-	-	355		
360	-	-	-	-	-	-	-	-	-	-	-	-	-	-	-	-	-	7.90	7.90	7.90	7.90	8.00	50	290	-	-	-	-	-	-	-	360		
365	-	-	-	-	-	-	-	-	-	-	-	-	-	-	-	-	-	-	-	-	-	-	-	-	-	-	-	-	-	-	-	365		
370	-	-	-	-	-	-	-	-	-	-	-	-	-	-	-	-	-	-	-	-	-	-	-	-	-	-	-	-	-	-	-	370		
375	-	-	-	-	21.25	-	50	-	-	-	-	-	-	-	-	-	-	-	-	-	2.60	-	358	-	-	-	-	-	-	-	-	375		
380	-	-	-	-	17.50	-	62	-	-	-	-	29.25	-	75	-	-	-	-	-	-	3.80	-	127	13.50	13.50	13.50	13.50	15.00	1	190	-	380		
385	-	-	-	-	14.25	-	199	-	-	-	-	26.25	-	20	-	-	-	-	-	-	5.40	-	131	-	-	-	-	-	-	-	-	385		
390	16.50	16.50	16.50	16.50	11.25	4	53	-	-	-	-	-	-	-	-	-	-	-	-	7.40	-	453	-	-	-	-	-	-	-	-	-	390		
395	10.50	10.50	10.50	10.50	8.60	20	702	21.00	21.00	21.00	21.00	21.25	20	220	-	-	-	-	-	7.00	10.00	7.00	10.00	9.90	76	382	-	-	-	-	22.00	-	898	395
400	8.50	8.50	8.50	8.50	6.50	4	376	-	-	-	-	19.00	-	454	-	-	-	-	-	12.00	12.50	12.00	12.50	12.75	22	295	-	-	-	-	-	-	400	
405	5.00	5.00	5.00	5.00	4.80	2	33	-	-	-	-	-	-	-	-	-	-	-	-	5.00	5.00	5.00	5.00	4.80	2	33	-	-	-	-	-	-	405	
410	-	-	-	-	3.40	-	922	-	-	-	-	-	-	-	-	-	-	-	-	-	19.75	-	55	-	-	-	-	-	-	-	-	-	410	
415	-	-	-	-	2.40	-	286	-	-	-	-	-	-	-	-	-	-	-	-	-	23.75	-	27	-	-	-	-	-	-	-	-	-	415	
420	-	-	-	-	1.70	-	221	-	-	-	-	11.75	-	204	-	-	-	-	-	28.00	28.00	28.00	28.00	28.00	20	685	-	-	-	-	-	-	420	
425	1.00	1.00	1.00	1.00	1.10	1	115	-	-	-	-	-	-	-	-	-	-	-	-	-	-	-	-	-	-	-	-	-	-	-	-	425		



FTSE/Athex Large Cap

(Trade Unit: 1 Index Point x 5€ - Exercise Style: European, Cash Settlement)

Exercise Price	Call Options														Put Options														Exercise Price					
	May 2014							June 2014							Other Months		May 2014							June 2014							Other Months			
	Open price	Price max	Price min	Last price	Closing price	Volume	Open Interest	Open price	Price max	Price min	Last price	Closing price	Volume	Open Interest	Volume	Open Interest	Open price	Price max	Price min	Last price	Closing price	Volume	Open Interest	Open price	Price max	Price min	Last price	Closing price		Volume	Open Interest	Volume	Open Interest	
430	-	-	-	-	0.71	-	274	-	-	-	-	9.20	-	266			-	-	-	-	-	-	-	-	-	-	-	-	-	-	-	-	430	
435	-	-	-	-	0.45	-	31	-	-	-	-	-	-	-			-	-	-	-	-	-	-	-	-	-	-	-	-	-	-	-	435	
440	-	-	-	-	0.28	-	47	-	-	-	-	-	-	-			-	-	-	-	46.50	-	647	-	-	-	-	-	-	-	-	-	-	440
445	-	-	-	-	0.17	-	126	-	-	-	-	-	-	-			-	-	-	-	-	-	-	-	-	-	-	-	-	-	-	445		
450	-	-	-	-	-	-	-	-	-	-	-	5.30	-	2			-	-	-	-	-	-	-	-	-	-	-	61.00	-	46	450			
455	-	-	-	-	0.06	-	20	-	-	-	-	-	-	-			-	-	-	-	-	-	-	-	-	-	-	-	-	-	-	455		
460	-	-	-	-	-	-	-	-	-	-	-	-	-	-			-	-	-	-	-	-	-	-	-	-	-	-	-	-	-	460		
465	-	-	-	-	-	-	-	-	-	-	-	-	-	-			-	-	-	-	-	-	-	-	-	-	-	-	-	-	-	465		
470	-	-	-	-	-	-	-	-	-	-	-	-	-	-			-	-	-	-	-	-	-	-	-	-	-	-	-	-	-	470		
475	-	-	-	-	-	-	-	-	-	-	-	-	-	-			-	-	-	-	-	-	-	-	-	-	-	-	-	-	-	475		
480	-	-	-	-	-	-	-	-	-	-	-	-	-	-			-	-	-	-	-	-	-	-	-	-	-	-	-	-	-	480		
Totals:						31	3,517					20	1,352	0	0							118	3,161					51	1,424	0	0			
Nominal Transactions Value:							61,475.00						39,500.00	0.00								236,100.00					91,900.00	0.00						
Number of Trades:							6						1	0								10					2	0						

ALPHA BANK (CR)

(Contract Size: 100 Securities, Exercise Style: American, Physical Delivery)

Exercise Price	Call Options														Put Options																		
	May 2014							June 2014							Other Months		May 2014							June 2014							Other Months		Exercise Price
	Open price	Price max	Price min	Last price	Closing price	Volume	Open Interest	Open price	Price max	Price min	Last price	Closing price	Volume	Open Interest	Volume	Open Interest	Open price	Price max	Price min	Last price	Closing price	Volume	Open Interest	Open price	Price max	Price min	Last price	Closing price	Volume	Open Interest	Volume	Open Interest	
0.100						-	-							-	-								-	-							-	-	
0.200						-	-							-	-								-	-							-	-	0.200
0.300						-	-							-	-								-	-							-	-	0.300
0.400						-	-							-	-								-	-							-	-	0.400
0.500						-	-							-	-								-	-							-	-	0.500
0.550						-	-							-	-								-	-							-	-	0.550
0.600						-	-							-	-								-	-							-	-	0.600
0.650						-	-							-	-								-	-							-	-	0.650
0.700						-	-							-	-								-	-							-	-	0.700
0.750						-	-							-	-								-	-							-	-	0.750
0.800						-	-							-	-								-	-							-	-	0.800
0.850						-	-							-	-								-	-							-	-	0.850
0.900						-	-							-	-								-	-							-	-	0.900
1.00						-	-							-	-								-	-							-	-	1.00
1.10						-	-							-	-								-	-							-	-	1.10
Totals:						0	0							0	0	0	0							0	0	0	0						
Nominal Transactions Value:						0.00								0.00		0.00	0.00							0.00		0.00							
Number of Trades:						0								0		0	0							0		0							

NATIONAL BANK (CR)

(Contract Size: 100 Securities, Exercise Style: American, Physical Delivery)

Exercise Price	Call Options														Put Options														Exercise Price
	May 2014				June 2014				Other Months		May 2014				June 2014				Other Months										
	Open price	Price max	Price min	Last price	Closing price	Volume	Open Interest	Open price	Price max	Price min	Last price	Closing price	Volume	Open Interest	Volume	Open Interest	Open price	Price max	Price min	Last price	Closing price	Volume	Open Interest	Volume	Open Interest				
1.80						-	-																				1.80		
1.90						-	-																					1.90	
2.00						-	-																					2.00	
2.20						-	-																					2.20	
2.40						-	-																					2.40	
2.60						-	-				0.206		-	100							0.218		-	-				2.60	
2.80						-	-																					2.80	
3.00						-	-																					3.00	
3.10						-	-																					3.10	
3.20						-	-				0.046		-	20														3.20	
3.30						-	-																					3.30	
3.40						-	-																					3.40	
3.50						-	-				0.019		-	5														3.50	
3.60					0.002	-	10																					3.60	
3.70						-	-																					3.70	
3.80						-	-																					3.80	
3.90						-	100																					3.90	
4.00						-	-																					4.00	
4.40						-	-																					4.40	
4.80						-	-																					4.80	
5.20						-	-																					5.20	
5.60						-	-																					5.60	
Totals:						0	110						0	125										0	200			0	0
Nominal Transactions Value:							0.00						0.00											0.00				0.00	
Number of Trades:							0						0											0				0	

OPAP (CR)

(Contract Size: 100 Securities, Exercise Style: American, Physical Delivery)

Exercise Price	Call Options														Put Options														Exercise Price				
	May 2014				June 2014				Other Months		May 2014				June 2014				Other Months														
	Open price	Price max	Price min	Last price	Closing price	Volume	Open Interest	Open price	Price max	Price min	Last price	Closing price	Volume	Open Interest	Volume	Open Interest	Open price	Price max	Price min	Last price	Closing price	Volume	Open Interest	Volume	Open Interest								
4.80						-	-																				4.80						
5.20						-	-																					5.20					
5.60						-	-																					5.60					
6.00						-	-																					6.00					
6.40						-	-																					6.40					
6.80						-	-																					6.80					
7.20						-	-																					7.20					
7.60						-	-																					7.60					
8.00						-	-																					8.00					
8.40						-	-																					8.40					
8.80						-	-																					8.80					
9.20						-	-																					9.20					
9.60						-	-																					9.60					
10.00						-	-																					10.00					
10.50						-	-																					10.50					
11.00						-	-														0.442							11.00					
11.50						-	-																					11.50					
12.00						-	-																					12.00					
12.50						-	-				0.308	-	50															12.50					
13.00						-	-				0.198	-	45															13.00					
13.50						-	-																					13.50					
14.00						-	-																					14.00					
14.50						-	-																					14.50					
15.00						-	-																					15.00					
16.00						-	-																					16.00					
Totals:						0	0									0	95	0	15					0	0					0	15	0	0
Nominal Transactions Value:						0.00						0.00	0.00		0.00	0.00					0.00						0.00	0.00					
Number of Trades:						0						0	0		0	0					0.00						0	0					

OTE (CR)

(Contract Size: 100 Securities, Exercise Style: American, Physical Delivery)

Exercise Price	Call Options														Put Options														Exercise Price
	May 2014				June 2014				Other Months		May 2014				June 2014				Other Months										
	Open price	Price max	Price min	Last price	Closing price	Volume	Open Interest	Open price	Price max	Price min	Last price	Closing price	Volume	Open Interest	Volume	Open Interest	Open price	Price max	Price min	Last price	Closing price	Volume	Open Interest	Volume	Open Interest				
4.00						-	-																			4.00			
4.40						-	-																				4.40		
4.80						-	-																				4.80		
5.20						-	-																				5.20		
5.60						-	-																				5.60		
6.00						-	-																				6.00		
6.40						-	-																				6.40		
6.80						-	-																				6.80		
7.20						-	-																				7.20		
7.60						-	-																				7.60		
8.00						-	-																				8.00		
8.40						-	-																				8.40		
8.80						-	-																				8.80		
9.20						-	-																				9.20		
9.60						-	-																				9.60		
10.00					0.816	-	30																				10.00		
11.00					0.194	-	60																				11.00		
11.50					0.068	-	150																				11.50		
12.00						-	-									1.25	-	50									12.00		
12.50						-	-																				12.50		
13.00						-	-																				13.00		
13.50						-	-																				13.50		
14.00						-	-																				14.00		
14.50						-	-																				14.50		
15.00						-	-																				15.00		
16.00						-	-																				16.00		
17.00						-	-																				17.00		
Totals:						0	240							0	0	0	0									0	0	0	0
Nominal Transactions Value:						0.00							0.00	0.00			0.00							0.00	0.00				
Number of Trades:						0							0	0			0.00						0	0					

PIRAEUS BANK (CR)

(Contract Size: 100 Securities, Exercise Style: American, Physical Delivery)

Exercise Price	Call Options														Put Options														Exercise Price						
	May 2014							June 2014							Other Months		May 2014							June 2014							Other Months				
	Open price	Price max	Price min	Last price	Closing price	Volume	Open Interest	Open price	Price max	Price min	Last price	Closing price	Volume	Open Interest	Volume	Open Interest	Open price	Price max	Price min	Last price	Closing price	Volume	Open Interest	Open price	Price max	Price min	Last price	Closing price		Volume	Open Interest	Volume	Open Interest		
0.600						-	-							-	-																			0.600	
0.700						-	-							-	-																			0.700	
0.800						-	-							-	-																			0.800	
0.900						-	-							-	-																			0.900	
1.00						-	-							-	-																			1.00	
1.10						-	-							-	-																				1.10
1.20						-	-							-	-																				1.20
1.30						-	-							-	-																				1.30
1.40						-	-							-	-																				1.40
1.50						-	-							-	-																				1.50
1.60						-	-							-	-																				1.60
1.70						-	-							-	-																				1.70
1.75						-	-							-	-																				1.75
1.80						-	-							-	-																				1.80
1.85						-	-							-	-																				1.85
1.90						-	-							-	-																				1.90
1.95						-	-							-	-																				1.95
2.00						-	-							-	-																				2.00
2.10						-	-							-	-																				2.10
2.20						-	-							-	-																				2.20
2.30						-	-							-	-																				2.30
2.40						-	-							-	-																				2.40
2.60						-	-							-	-																				2.60
2.80						-	-							-	-																				2.80
Totals:						0	0							0	0																				0
Nominal Transactions Value:						0.00								0.00																					0.00
Number of Trades:						0								0																					0

PPC (CR)

(Contract Size: 100 Securities, Exercise Style: American, Physical Delivery)

Exercise Price	Call Options														Put Options																				
	May 2014							June 2014							Other Months		May 2014							June 2014							Other Months		Exercise Price		
	Open price	Price max	Price min	Last price	Closing price	Volume	Open Interest	Open price	Price max	Price min	Last price	Closing price	Volume	Open Interest	Volume	Open Interest	Open price	Price max	Price min	Last price	Closing price	Volume	Open Interest	Open price	Price max	Price min	Last price	Closing price	Volume	Open Interest	Volume	Open Interest			
4.80						-	-				6.26		-	30								-	-												4.80
5.20						-	-						-	-									-	-											5.20
5.60						-	-						-	-									-	-											5.60
6.00						-	-						-	-									-	-											6.00
6.40						-	-						-	-									-	-											6.40
6.80						-	-						-	-									-	-											6.80
7.20						-	-						-	-									-	-											7.20
7.60						-	-						-	-									-	-											7.60
8.00						-	-						-	-									-	-											8.00
8.40						-	-						-	-									-	-											8.40
8.80						-	-						-	-									-	-											8.80
9.20						-	-						-	-									-	-											9.20
9.60						-	-						-	-									-	-											9.60
10.00						-	-						-	-									-	-											10.00
10.50						-	-						-	-									-	-											10.50
11.00						-	-						-	-									-	-											11.00
11.50						-	-	0.620	0.620	0.610	0.610		7	-									-	-											11.50
12.00						-	-	0.410	0.410	0.400	0.400		40	-													1.19	-	-						12.00
12.50						-	-	0.260	0.260	0.260	0.260		10	-													1.59	-	-						12.50
13.00						-	-						-	-									-	-											13.00
13.50						-	-						-	-									-	-											13.50
14.00						-	-						-	-									-	-											14.00
14.50						-	-						-	-									-	-											14.50
15.00						-	-						-	-									-	-											15.00
16.00						-	-						-	-									-	-											16.00
Totals:						0	0					57	30		0	0						0	0				0	30		0	0				
Nominal Transactions Value:						0.00						68,550.00		0.00									0.00				0.00		0.00						
Number of Trades:						0						5		0									0.00				0		0						

Securities	Type[4]	Stock Repo [1]						Stock Reverse Repo [2]						Repurchase Agreements [3]									
		Trans. price	chg.	Trades	Volume	Transactions Value	Open Interest[5]	Price max	Price min	Last price	Last Ask	Trades	Volume	Transactions Value	Open Interest[5]	Price max	Price min	Last price	Last Ask	Trades	Volume	Transactions Value	Open Interest[5]
AEGEAN AIRLINES (CR)	SR RA	100.00	---	---	---	---	88	---	---	---	44@3%	---	---	---	---	---	---	---	---	---	---	---	---
ALPHA BANK (CR)	SR RA	100.08	0.01	---	---	---	116,064	---	---	---	---	---	---	92,851	---	---	---	---	---	---	---	---	27,033
ALPHA ETF FTSE Athex Large Cap	SR RA	100.00	---	---	---	---	---	---	---	---	---	---	---	---	---	---	---	---	---	---	---	---	2,814
ALUMIL (CR)	RA	---	---	---	---	---	---	---	---	---	---	---	---	---	---	---	---	---	---	---	---	---	---
ATHENS MEDICAL CENTER SA (CR)	SR RA	100.00	---	---	---	---	434	---	---	---	217@3%	---	---	---	---	---	---	---	---	---	---	---	---
ATTICA BANK S.A. (CR)	SR RA	100.00	---	---	---	---	3,180	---	---	---	2544@10%	---	---	---	---	---	---	---	---	---	---	---	---
AUTOHELLAS SA (CR)	SR RA	100.00	---	---	---	---	16	---	---	---	6@3%	---	---	---	---	---	---	---	---	---	---	---	---
BIOKARPET S.A.(CR)	RA	---	---	---	---	---	---	---	---	---	---	---	---	---	---	---	---	---	---	---	---	---	---
CC HBC AG (CR)	SR RA	100.16	0.02	---	---	---	1,169	---	---	---	434@3%	---	---	150	---	---	---	---	---	---	---	---	---
CENTRIC HOLDINGS (CR)	SR RA	100.00	---	---	---	---	200	---	---	---	144@5.8%	---	---	---	---	---	---	---	---	---	---	---	---
CORINTH PIPEWORKS SA (CR)	SR RA	100.00	---	---	---	---	160	---	---	---	73@3%	---	---	7	---	---	---	---	---	---	---	---	---
CRETE PLASTICS SA (CR)	SR RA	100.00	---	---	---	---	---	---	---	---	---	---	---	---	---	---	---	---	---	---	---	---	---
DROMEAS SA (CR)	SR RA	100.00	---	---	---	---	---	---	---	---	---	---	---	---	---	---	---	---	---	---	---	---	---
ELLAKTOR (CR)	SR RA	100.02	---	---	---	---	2,153	---	---	---	1000@3%	---	---	76	---	---	---	---	---	---	---	---	14
ELTON SA (CR)	SR RA	100.00	---	---	---	---	50	---	---	---	35@3%	---	---	---	---	---	---	---	---	---	---	---	---
ELVAL SA. (CB)	SR RA	100.00	---	---	---	---	368	---	---	---	184@3%	---	---	---	---	---	---	---	---	---	---	---	---
EUROBANK ERGASIAS (CR)	SR RA	100.06	0.01	---	---	---	1,504	---	---	---	---	---	---	1,219	---	---	---	---	---	---	---	---	2,826
EUROBANK PROPERTIES REIC (CR)	SR RA	100.03	0.01	---	---	---	1,174	---	---	---	527@3%	---	---	60	---	---	---	---	---	---	---	---	9
EUROPEAN RELIANCE INSUR. (CR)	SR RA	100.00	---	---	---	---	---	---	---	---	---	---	---	---	---	---	---	---	---	---	---	---	---
EYDAP S.A. (CR)	SR RA	100.37	0.05	---	---	---	352	---	---	---	6@3.5%	---	---	213	---	---	---	---	---	---	---	---	10
FOLLI FOLLIE (CR)	SR RA	101.65	0.20	---	---	---	644	---	---	---	5@8.5%	---	---	495	---	---	---	---	---	---	---	---	52
FOURLIS (CR)	SR RA	100.15	0.02	---	---	---	109	---	---	---	15@3%	---	---	39	---	---	---	---	---	---	---	---	---
FRIGOGLASS SA (CR)	SR RA	100.24	0.03	---	---	---	66	---	---	---	---	---	---	49	---	---	---	---	---	---	---	---	---
GEK TERNA (CR)	SR RA	100.01	---	---	---	---	641	---	---	---	298@3%	---	---	22	---	---	---	---	---	---	---	---	---
GR. SARANTIS SA (CR)	SR RA	100.00	---	---	---	---	56	---	---	---	28@3%	---	---	---	---	---	---	---	---	---	---	---	---
HALKOR SA (CB)	SR RA	100.00	---	---	---	---	505	---	---	---	252@3%	---	---	---	---	---	---	---	---	---	---	---	---
HELLENIC EXCHANGES-A.S.E. (CR)	SR RA	100.00	---	---	---	---	5,933	---	---	---	2962@3%	---	---	4	---	---	---	---	---	---	---	---	---
HELLENIC PETROLEUM (CR)	SR RA	100.20	0.05	---	---	---	2,251	---	---	---	2@5.5%	---	---	1,602	---	---	---	---	---	---	---	---	25
HYGEIA SA (CR)	SR RA	100.00	---	---	---	---	500	---	---	---	300@4.7%	---	---	---	---	---	---	---	---	---	---	---	---
IASO SA (CR)	SR RA	100.00	---	---	---	---	245	---	---	---	122@3%	---	---	---	---	---	---	---	---	---	---	---	---
IKTINOS HELLAS SA (CR)	SR RA	100.00	---	---	---	---	10	---	---	---	---	---	---	---	---	---	---	---	---	---	---	---	---
INTRACOM CONSTR. (CR)	SR RA	100.00	---	---	---	---	7	---	---	---	---	---	---	---	---	---	---	---	---	---	---	---	---

## Stock Lending Notes

[1] - Stock Repo: A Contract for selling stocks to HELEX with a Repurchase Right (According to ATHEX BoD Resolution No 17)

[2] - Stock Reverse Repo: A Contract for buying stocks from HELEX with a Resell Right. (According to ATHEX BoD Resolution No 18)

[3] - Standardized Repurchase Agreements: A Contract that constitutes a standardized agreement for the purchase or sale of shares, with repurchase or resell pact (According to ATHEX BoD Resolution No 20)

[4] - Type of products is divided into SR: Stock Repo or Stock Reverse Repo, and RA: Repurchase Agreements.

[5] - Open Interest in all Series (both tradeable or non-tradeable).



Securities	Type[4]	Stock Repo [1]						Stock Reverse Repo [2]						Repurchase Agreements [3]									
		Trans. price	chg.	Trades	Volume	Transactions Value	Open Interest[5]	Price max	Price min	Last price	Last Ask	Trades	Volume	Transactions Value	Open Interest[5]	Price max	Price min	Last price	Last Ask	Trades	Volume	Transactions Value	Open Interest[5]
INTRACOM HOLDINGS (CR)	SR RA	100.00	---	---	---	---	665	---	---	---	332@3%	---	---	---	---	---	---	---	---	---	---	---	---
INTRALOT (CR)	SR RA	100.01	---	---	---	---	841	---	---	---	395@3%	---	---	25	---	---	---	---	---	---	---	---	---
J & P - AVAX SA (CR)	SR RA	100.00	---	---	---	---	223	---	---	---	111@3%	---	---	---	---	---	---	---	---	---	---	---	---
JUMBO SA (CR)	SR RA	100.06	0.01	---	---	---	680	---	---	---	294@3%	---	---	46	---	---	---	---	---	---	---	---	11
KARATZIS SA (CR)	RA	---	---	---	---	---	---	---	---	---	---	---	---	---	---	---	---	---	---	---	---	---	---
KLEEMAN HELLAS SA (CR)	SR RA	100.00	---	---	---	---	982	---	---	---	491@3%	---	---	---	---	---	---	---	---	---	---	---	---
KLOUKINAS - LAPPAS SA (CR)	SR RA	100.00	---	---	---	---	---	---	---	---	---	---	---	---	---	---	---	---	---	---	---	---	---
KRI-KRI S.A. (CR)	SR RA	100.00	---	---	---	---	550	---	---	---	275@3%	---	---	---	---	---	---	---	---	---	---	---	---
LAMDA DEVELOPMENT SA (CR)	SR RA	100.00	---	---	---	---	---	---	---	---	---	---	---	---	---	---	---	---	---	---	---	---	---
LOULIS MILLS SA (CR)	SR RA	100.00	---	---	---	---	---	---	---	---	---	---	---	---	---	---	---	---	---	---	---	---	---
MARFIN INVESTMENT GROUP (CR)	SR RA	100.01	---	---	---	---	3,852	---	---	---	2312@3.8%	---	---	180	---	---	---	---	---	---	---	---	---
METKA (CR)	SR RA	100.10	0.02	---	---	---	533	---	---	---	161@3%	---	---	105	---	---	---	---	---	---	---	---	54
MLS MULTIMEDIA SA (CR)	SR RA	100.00	---	---	---	---	109	---	---	---	54@3%	---	---	---	---	---	---	---	---	---	---	---	---
MOTOR OIL (CR)	SR RA	100.08	0.01	---	---	---	1,856	---	---	---	578@3%	---	---	350	---	---	---	---	---	---	---	---	160
MYTILINEOS HOLDINGS (CR)	SR RA	100.01	---	---	---	---	3,658	---	---	---	1822@3%	---	---	7	---	---	---	---	---	---	---	---	10
NATIONAL BANK (CR)	SR RA	100.52	0.06	---	---	---	9,903	---	---	---	---	---	7,930	---	---	---	---	---	---	---	---	---	242
NBGAM ETF	SR RA	100.00	---	---	---	---	---	---	---	---	---	---	---	---	---	---	---	---	---	---	---	---	100
NBGAM ETF GREECE & TURKEY 30	SR RA	100.00	---	---	---	---	---	---	---	---	---	---	---	---	---	---	---	---	---	---	---	---	36
NIREFS SA (CR)	SR RA	100.00	---	---	---	---	342	---	---	---	259@7.4%	---	---	---	---	---	---	---	---	---	---	---	---
OPAP (CR)	SR RA	100.18	0.01	---	---	---	3,829	---	---	---	1364@3%	---	---	450	---	---	---	---	---	---	---	---	346
OTE (CR)	SR RA	100.01	---	---	---	---	4,968	3.00%	3.00%	3.00%	2339@3%	1	1	1,076.0	145	3.00%	3.00%	3.00%	---	1	1	1,076.0	165
P.P.A. S.A. (CR)	SR RA	101.26	0.16	---	---	---	14	---	---	---	---	---	---	10	---	---	---	---	---	---	---	---	12
PAPOUTSANIS (CR)	SR RA	100.00	---	---	---	---	---	---	---	---	---	---	---	---	---	---	---	---	---	---	---	---	---
PETROPOULOS PETROS (CR)	RA	---	---	---	---	---	---	---	---	---	---	---	---	---	---	---	---	---	---	---	---	---	---
PIRAEUS BANK (CR)	SR RA	100.10	0.01	---	---	---	9,428	---	---	---	43@4.5%	---	---	6,302	---	---	---	---	---	---	---	---	3,005
PLAISIO COMPUTERS SA (CR)	RA	---	---	---	---	---	---	---	---	---	---	---	---	---	---	---	---	---	---	---	---	---	---
PPC (CR)	SR RA	100.10	0.02	---	---	---	1,907	3.00%	3.00%	3.00%	397@3%	3	220	242,880.0	556	3.00%	3.00%	3.00%	---	1	10	11,040.0	39
QUEST HOLDINGS (CR)	SR RA	100.00	---	---	---	---	---	---	---	---	---	---	---	---	---	---	---	---	---	---	---	---	---
REVOIL (CR)	SR RA	100.00	---	---	---	---	---	---	---	---	---	---	---	---	---	---	---	---	---	---	---	---	---
SELECTED TEXT. IND. ASSOC (CR)	SR RA	100.00	---	---	---	---	110	---	---	---	80@6.1%	---	---	---	---	---	---	---	---	---	---	---	---
SIDENOR (CR)	SR RA	100.00	---	---	---	---	391	---	---	---	195@3%	---	---	---	---	---	---	---	---	---	---	---	---
TECHNICAL OLYMPIC SA (CR)	SR RA	100.00	---	---	---	---	44	---	---	---	22@3%	---	---	---	---	---	---	---	---	---	---	---	---

## Stock Lending Notes

[1] - Stock Repo: A Contract for selling stocks to HELEX with a Repurchase Right (According to ATHEX BoD Resolution No 17)

[2] - Stock Reverse Repo: A Contract for buying stocks from HELEX with a Resell Right. (According to ATHEX BoD Resolution No 18)

[3] - Standardized Repurchase Agreements: A Contract that constitutes a standardized agreement for the purchase or sale of shares, with repurchase or resell pact (According to ATHEX BoD Resolution No 20)

[4] - Type of products is divided into SR: Stock Repo or Stock Reverse Repo, and RA: Repurchase Agreements.

[5] - Open Interest in all Series (both tradeable or non-tradeable).

Securities	Type[4]	Stock Repo [1]						Stock Reverse Repo [2]						Repurchase Agreements [3]									
		Trans. price	chg.	Trades	Volume	Transactions Value	Open Interest[5]	Price max	Price min	Last price	Last Ask	Trades	Volume	Transactions Value	Open Interest[5]	Price max	Price min	Last price	Last Ask	Trades	Volume	Transactions Value	Open Interest[5]
TERNA ENERGY (CR)	SR RA	100.00	---	---	---	---	292	3.00%	3.00%	3.00%	139@3%	1	7	2,989.0	7	3.00%	3.00%	3.00%	---	1	7	2,989.0	7
THESSALONIKA WATER & SEWERAGE	SR RA	100.00	---	---	---	---	1,270	---	---	---	635@3%	---	---	---	---	---	---	---	---	---	---	---	---
THRACE PLASTICS SA (CR)	SR RA	100.00	---	---	---	---	1,010	---	---	---	505@3%	---	---	---	---	---	---	---	---	---	---	---	---
TITAN CEMENT (CR)	SR RA	100.08	0.01	---	---	---	8,914	---	---	---	4014@3%	---	---	---	443	---	---	---	---	---	---	---	8
TPA SA (CR)	SR RA	100.00	---	---	---	---	46	---	---	---	23@3%	---	---	---	---	---	---	---	---	---	---	---	---
TRASTOR REAL EST. INV. CO.(CR)	SR RA	100.00	---	---	---	---	284	---	---	---	142@3%	---	---	---	---	---	---	---	---	---	---	---	---
VIOHALCO SA/NV (CB)	SR RA	100.17	0.02	---	---	---	224	---	---	---	---	---	---	---	124	---	---	---	---	---	---	---	---

## Stock Lending Notes

[1] - Stock Repo: A Contract for selling stocks to HELEX with a Repurchase Right (According to ATHEX BoD Resolution No 17)

[2] - Stock Reverse Repo: A Contract for buying stocks from HELEX with a Resell Right. (According to ATHEX BoD Resolution No 18)

[3] - Standardized Repurchase Agreements: A Contract that constitutes a standardized agreement for the purchase or sale of shares, with repurchase or resell pact (According to ATHEX BoD Resolution No 20)

[4] - Type of products is divided into SR: Stock Repo or Stock Reverse Repo, and RA: Repurchase Agreements.

[5] - Open Interest in all Series (both tradeable or non-tradeable).

## Sectors codification for listed companies

533	-	Exploration & Production	537	-	Integrated Oil & Gas
1353	-	Commodity Chemicals	1357	-	Specialty Chemicals
1753	-	Aluminum	1755	-	Nonferrous Metals
1757	-	Steel	1775	-	General Mining
2353	-	Building Materials & Fixtures	2357	-	Heavy Construction
2723	-	Containers & Packaging	2727	-	Diversified Industrials
2733	-	Electrical Components & Equipment	2753	-	Commercial Vehicles & Trucks
2757	-	Industrial Machinery	2773	-	Marine Transportation
2777	-	Transportation Services	2791	-	Business Support Services
2797	-	Industrial Suppliers	3535	-	Distillers & Vintners
3537	-	Soft Drinks	3573	-	Farming Fishing & Plantations
3577	-	Food Products	3722	-	Durable Household Products
3726	-	Furnishings	3728	-	Home Construction
3747	-	Toys	3763	-	Clothing & Accessories
3765	-	Footwear	3767	-	Personal Products
3785	-	Tobacco	4533	-	Health Care Providers
4535	-	Medical Equipment	4577	-	Pharmaceuticals
5337	-	Food Retailers & Wholesalers	5371	-	Apparel Retailers
5373	-	Broadline Retailers	5375	-	Home Improvement Retailers
5379	-	Specialty Retailers	5553	-	Broadcasting & Entertainment
5555	-	Media Agencies	5557	-	Publishing
5751	-	Airlines	5752	-	Gambling
5753	-	Hotels	5755	-	Recreational Services
5757	-	Restaurants & Bars	5759	-	Travel & Tourism
6535	-	Fixed Line Telecommunications	6575	-	Mobile Telecommunications
7535	-	Conventional Electricity	7537	-	Alternative Electricity
7577	-	Water	8355	-	Banks
8534	-	Insurance Brokers	8536	-	Property & Casualty Insurance
8633	-	Real Estate Holding & Development	8637	-	Real Estate Services
8671	-	Industrial & Office REITs	8675	-	Specialty REITs
8775	-	Specialty Finance	8777	-	Investment Services
8985	-	Equity Investment Instruments	9533	-	Computer Services
9535	-	Internet	9537	-	Software
9572	-	Computer Hardware	9574	-	Electronic Office Equipment
9578	-	Telecommunications Equipment	11000	-	ETF

