


Daily Official List

Athens Exchange sa

Monday, 21 October, 2013
Year: 134 Trading Day No: 199



ΟΜΙΛΟΣ ΕΛΛΗΝΙΚΑ ΧΡΗΜΑΤΙΣΤΗΡΙΑ
HELLENIC EXCHANGES GROUP

Disclaimer:

Athens Exchange (ATHEX) endeavours to ensure that the data and other material ("Information") presented on the Daily Official List are accurate and complete, but it is not liable for any errors or omissions of data or /and for the accuracy, credibility, updating and completeness of the aforesaid information nor it has any liability arising directly or indirectly from the use of the above Information.

ATHEX is not liable for the accuracy of the data included in listed companies' announcements. Only the sender of such an announcement is fully and solely liable for any infringement of third party's rights from the content of such announcement. All contents of the Daily Official List are provided only for information purposes and do not constitute investment advice or solicitation to invest in securities or other products listed for trading on ATHEX.

You acknowledge and agree that ATHEX is the owner of any property rights related to any Information appearing on the Daily Official List including intellectual property rights copyright, trademarks, etc.

The above data are a property of the Athens Exchange and are copyright protected. Users are forbidden to reproduce, modify, copy, sale, transmit or redistribute, by all reproduction means and methods, part or the whole of the above data, without reference to their source.

The commercial exploitation of these data is, also, forbidden by third parties. Athens Exchange does not carry any responsibility, direct or indirect, derived from usage or accidental alteration of the above data when used by third parties.

**Athens Exchange sa**

110 Athinon Ave., 10442 Athens, Tel: (210) 33.66.800, Fax: (210) 32.13.938

www.athex.gr

**Thessalonica Stock Exchange Center (T.S.E.C)**

16-18 Katouni Str., Thessalonica 546 25 Tel: (2310) 567.667, Fax: (2310) 530.545

Athex Members Guarantee Fund

14-16 Fidiou Str., Athens 106 78, Tel: (210) 33.04.682, Fax: (210) 33.04.155

Hellenic Republic Capital Market Commission

1 Kolokotroni Str. & 1 Stadiou Str., Athens 10562 Tel: (210) 33.77.100 Fax: (210) 33.77.173

Table of Contents

Section 1: Statistical Figures of Securities and Derivatives Markets

Summary of Markets

Athex Indices

Analytic Figures for Athex Market's Boards and Categories

Trading Details by Athex Sectors and ETFs Category

Top 10 best & worst performing Shares

Derivatives Summary

Section 2: Analytic Figures of Shares Transactions

Analytic Figures of Shares Transactions

Shares' Notes

Section 3: Figures of Securities Transactions

Securities Blocks Details

Shares Rights Details

Shares Short Selling

Stock Borrowing

Shares Forced Sales

Forced Sales Registered Shares

Exchange Traded Funds (ETFs) Characteristics

Section 5: Bonds traded in Fixed Income Assets Market

Corporate Bonds

Government Bonds

Treasury Bills & Zero Coupon Government Bonds

Government Bonds Traded with the Open Outcry Method

State Banks Bonds

Section 6: Additional Infos

Athex & ATHEXClear Members List

List of Stocks under Market Making operations

Section 7: Derivatives Market Analytic Figures

Index Futures

Stock Futures

Index Options

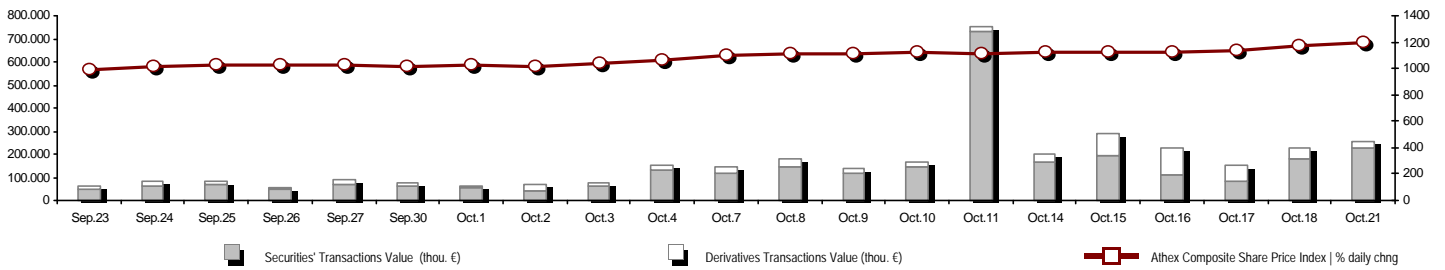
Stock Options

Stock Lending Analytic Figures (Repo Contracts)

Appendix A: Sectors codification for listed companies

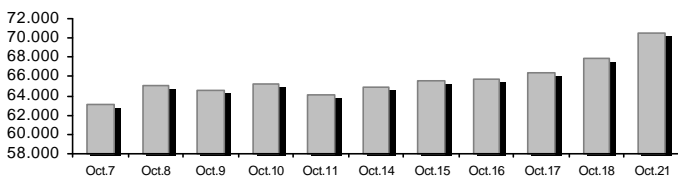
Summary of Markets

Athex Composite Share Price Index vs Shares and Derivatives Transactions Value

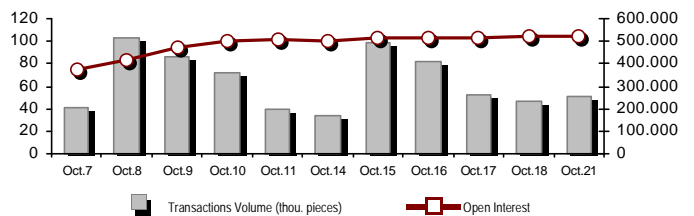


| | | | |
|--|------------------|--|--------------------|
| Total Transactions Value (Securities/Derivatives) (thou. €): | | 255.260,44 | |
| Athex Capitalisation (mill. €) **: | 70.486,52 | Derivatives Total Open Interest | 520.705 |
| Daily change: mill. € % | 2.524,92 3,72% | in Index Futures % daily chng | 52.212 -11,90% |
| Yearly Avg Capitalisation: mill. € % chng prev year Avg | 47.812,30 74,70% | in Stock Futures % daily chng | 163.624 -0,04% |
| Athex Composite Share Price Index % daily chng | 1.196,84 2,64% | in Index Options % daily chng | 4.283 -45,01% |
| Athex Composite Share Price Index Capitalisation (mill. €) | 62.903,12 | in Stock Options % daily chng | 5.045 -11,90% |
| Daily change (mill. €) | 2.277,51 | in Stock Repos/Reverse Repos/RA % daily chng | 295.541 2,91% |
| Securities' Transactions Value (thou. €) | 226.308,24 | Derivatives Transactions Value (thou. €) | 28.952,20 |
| Daily change: thou. € % | 49.011,25 27,64% | Daily change: thou. € % | -18.684,87 -39,22% |
| YtD Avg Trans. Value: thou. € % chng prev year Avg | 73.499,22 41,69% | YtD Avg Trans. Value: thou. € % chng prev year Avg | 24.322,83 27,44% |
| Short Selling Trans. Value: mill. € % in total Value | | | |
| Short Covering Trans. Value: mill. € % in total Value | | | |
| Transactions Value of Blocks (thou. €) | 29.924,56 | | |
| Bonds Transactions Value (thou. €) | 0,00 | | |
| Securities' Transactions Volume (thou. Pieces) | 124.294,54 | Derivatives Contracts Volume: | 50.500 |
| Daily change: thou. pieces % | 47.198,64 61,22% | Daily change: pieces % | 3.719 7,95% |
| YtD Avg Volume: thou. pieces % chng prev year Avg | 50.393,07 1,91% | YtD Avg Derivatives Contracts % chng prev year Avg | 43.354 -32,63% |
| Short Selling Volume: thou pieces % in total Volume | | | |
| Short Covering Volume: thou. pieces % in total Volume | | | |
| Transactions Volume of Blocks (thou. Pieces) | 16.492,00 | | |
| Bonds Transactions Volume (thou. pieces) | 0,00 | | |
| Securities' Trades Number | 53.870 | Derivatives Trades Number: | 3.405 |
| Daily change: number % | 14.873 38,14% | Daily change: number % | 519 17,98% |
| YtD Avg Derivatives Trades number % chng prev year Avg | 29.354 18,32% | YtD Avg Derivatives Trades number % chng prev year Avg | 2.689 -7,73% |
| Number of Blocks | 13 | | |
| Number of Bonds Transactions | 0 | | |

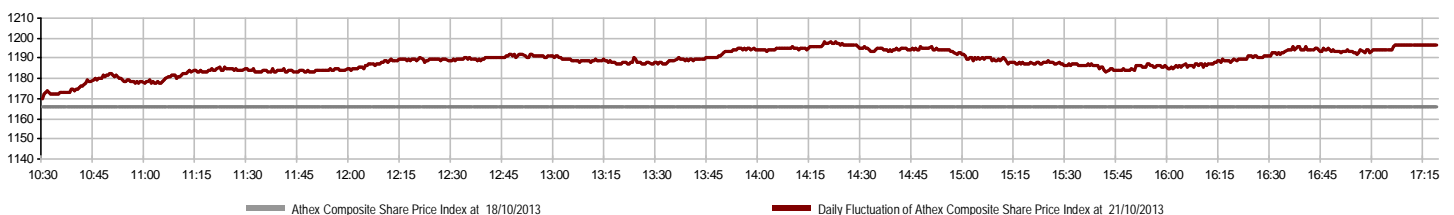
Athex Capitalisation (mill. €) **



Derivatives Transactions Volume and Open Interest



Daily Fluctuation of Athex Composite Share Price Index



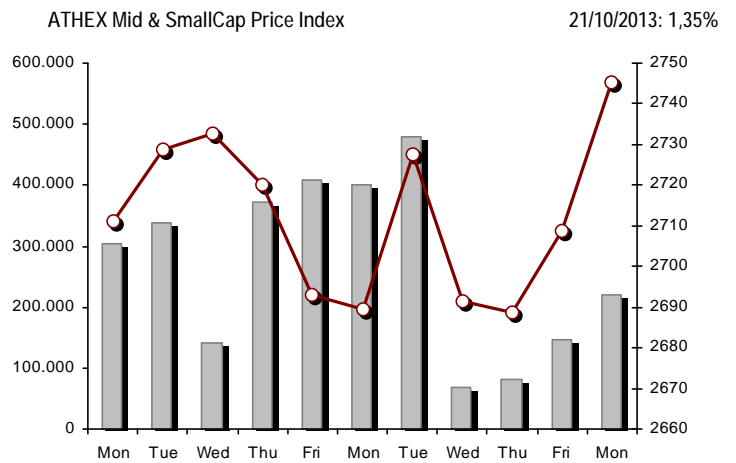
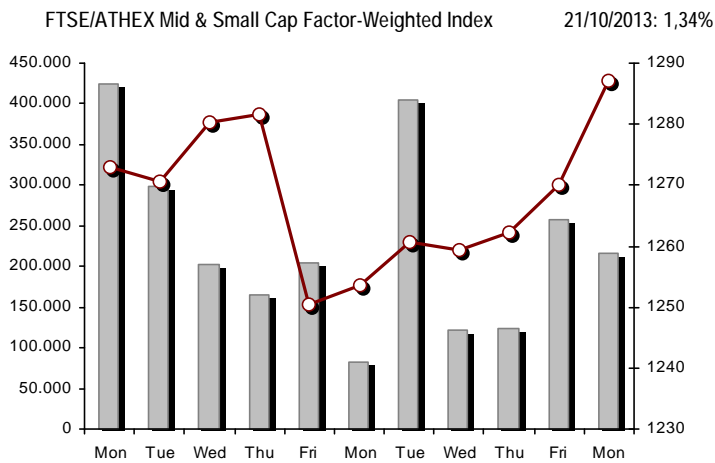
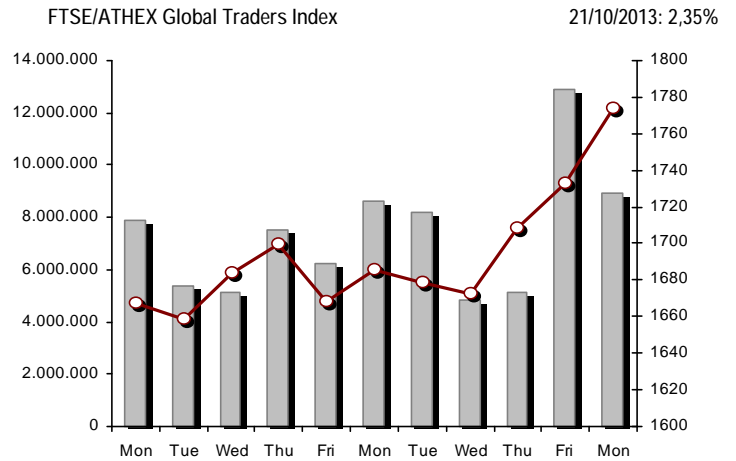
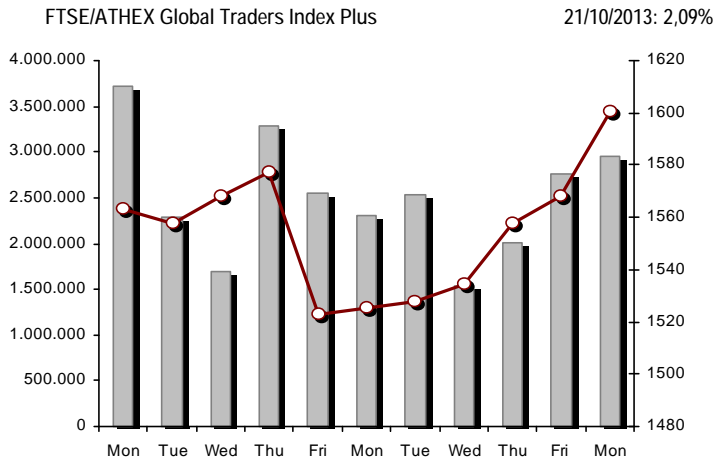
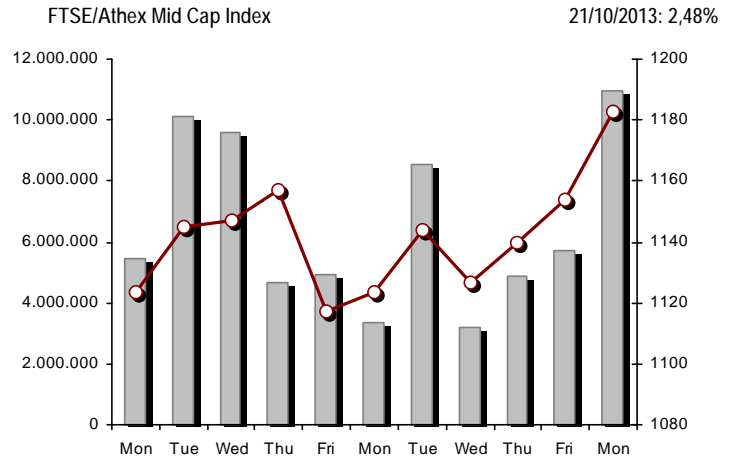
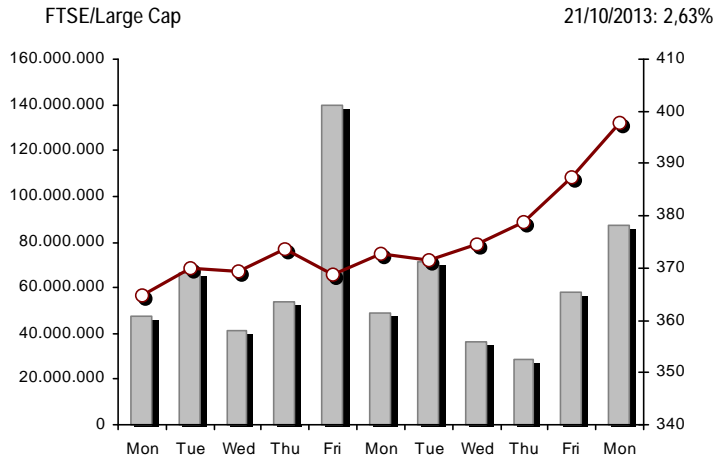
Athex Indices

| Index name | 21/10/2013 | 18/10/2013 | pts. | % | Min | Max | Year min | Year max | Year change |
|--|------------|------------|--------|--------|----------|----------|----------|----------|-------------|
| Athex Composite Share Price Index | 1.196,84 # | 1.166,00 | 30,84 | 2,64% | 1.169,58 | 1.198,49 | 788,81 | 1.198,49 | 31,83% # |
| FTSE/Athex Large Cap | 397,72 # | 387,51 | 10,21 | 2,63% | 388,69 | 397,79 | 253,17 | 410,78 | 28,43% # |
| FTSE/ATHEX Custom Capped | 1.245,52 # | 1.217,24 | 28,28 | 2,32% | | | 863,84 | 1.275,55 | 22,18% # |
| FTSE/ATHEX Custom Capped - USD | 1.222,97 # | 1.192,46 | 30,51 | 2,56% | | | 808,44 | 1.222,97 | 26,92% # |
| FTSE/Athex Mid Cap Index | 1.182,62 # | 1.154,03 | 28,59 | 2,48% | 1.160,60 | 1.188,24 | 871,32 | 1.360,26 | 4,36% # |
| FTSE/ATHEX-CSE Banking Index | 153,42 # | 143,47 | 9,95 | 6,94% | 145,96 | 153,58 | 64,42 | 278,69 | -9,15% € |
| FTSE/ATHEX Global Traders Index Plus | 1.600,51 # | 1.567,75 | 32,76 | 2,09% | 1.567,35 | 1.600,51 | 1.082,32 | 1.600,51 | 28,31% # |
| FTSE/ATHEX Global Traders Index | 1.773,44 # | 1.732,80 | 40,64 | 2,35% | 1.735,94 | 1.780,77 | 1.053,81 | 1.780,77 | 42,77% # |
| FTSE/ATHEX Mid & Small Cap Factor-Weighted Ind | 1.287,04 # | 1.269,97 | 17,07 | 1,34% | 1.269,20 | 1.287,04 | 1.053,59 | 1.348,92 | 3,88% # |
| Greece & Turkey 30 Price Index | 763,69 # | 741,56 | 22,13 | 2,98% | 741,56 | 764,91 | 595,35 | 927,16 | -1,82% € |
| ATHEX Mid & SmallCap Price Index | 2.745,17 # | 2.708,61 | 36,56 | 1,35% | 2.710,72 | 2.752,76 | 2.594,92 | 3.725,74 | -12,43% € |
| FTSE/Athex Market Index | 953,31 # | 929,07 | 24,24 | 2,61% | 932,01 | 953,51 | 600,87 | 972,17 | 29,27% # |
| FTSE/Med 100 | 4.507,70 # | 4.488,64 | 19,06 | 0,42% | | | 4.008,95 | 4.570,16 | 8,79% # |
| Athex Composite Index Total Return Index | 1.733,00 # | 1.688,34 | 44,66 | 2,65% | 1.693,53 | 1.735,39 | 1.139,79 | 1.735,39 | 33,82% # |
| FTSE/Athex Large Cap Total Return | 544,99 # | 531,00 | 13,99 | 2,63% | | | 366,91 | 565,68 | 26,46% # |
| FTSE/ATHEX Large Cap Net Total Return | 1.594,64 # | 1.553,70 | 40,94 | 2,64% | 1.558,42 | 1.594,92 | 1.001,98 | 1.626,24 | 30,11% # |
| FTSE/ATHEX Custom Capped Total Return | 1.300,80 # | 1.271,27 | 29,53 | 2,32% | | | 895,99 | 1.311,70 | 24,14% # |
| FTSE/ATHEX Custom Capped - USD Total Return | 1.277,25 # | 1.245,39 | 31,87 | 2,56% | | | 836,50 | 1.277,25 | 28,96% # |
| FTSE/Athex Mid Cap Total Return | 1.463,78 # | 1.428,39 | 35,39 | 2,48% | | | 1.152,62 | 1.720,22 | 0,12% # |
| FTSE/ATHEX-CSE Banking Total Return Index | 145,46 # | 136,03 | 9,43 | 6,93% | | | 82,32 | 289,59 | -21,13% € |
| Greece & Turkey 30 Total Return Index | 887,03 # | 882,06 | 4,97 | 0,56% | | | 729,18 | 1.098,14 | -3,19% € |
| Hellenic Mid & Small Cap Index | 1.155,38 # | 1.130,20 | 25,18 | 2,23% | 1.134,19 | 1.155,38 | 737,97 | 1.155,38 | 31,78% # |
| FTSE/Athex Banks | 202,71 # | 189,56 | 13,15 | 6,94% | 192,85 | 202,91 | 85,08 | 368,22 | -10,42% € |
| FTSE/Athex Insurance | 1.422,45 # | 1.422,45 | 0,00 | 0,00% | 1.390,84 | 1.454,06 | 1.095,81 | 1.548,89 | -6,25% € |
| FTSE/Athex Financial Services | 1.918,32 # | 1.869,53 | 48,79 | 2,61% | 1.879,47 | 1.924,32 | 817,47 | 1.924,32 | 45,44% # |
| FTSE/Athex Industrial Goods & Services | 4.257,29 # | 4.123,87 | 133,42 | 3,24% | 4.126,00 | 4.257,29 | 2.715,10 | 4.257,29 | 30,96% # |
| FTSE/Athex Retail | 2.933,52 # | 2.842,87 | 90,65 | 3,19% | 2.828,90 | 2.962,24 | 1.629,12 | 2.962,24 | 60,34% # |
| FTSE/ATHEX Real Estate | 2.339,51 # | 2.155,15 | 184,36 | 8,55% | 2.154,92 | 2.354,66 | 1.491,01 | 2.354,66 | 56,91% # |
| FTSE/Athex Personal & Household Goods | 5.211,23 # | 5.124,70 | 86,53 | 1,69% | 5.097,09 | 5.211,70 | 2.586,10 | 5.431,68 | 66,90% # |
| FTSE/Athex Food & Beverage | 7.891,84 # | 7.836,52 | 55,32 | 0,71% | 7.774,67 | 7.896,58 | 6.301,12 | 8.871,83 | 18,53% # |
| FTSE/Athex Basic Resources | 2.858,32 # | 2.750,65 | 107,67 | 3,91% | 2.778,01 | 2.868,60 | 1.674,83 | 2.901,09 | 23,02% # |
| FTSE/Athex Construction & Materials | 2.585,65 # | 2.539,69 | 45,96 | 1,81% | 2.531,33 | 2.585,65 | 1.439,70 | 2.585,65 | 40,83% # |
| FTSE/Athex Oil & Gas | 3.358,51 # | 3.329,93 | 28,58 | 0,86% | 3.311,17 | 3.390,71 | 2.358,47 | 3.390,71 | 19,38% # |
| FTSE/Athex Chemicals | 6.775,53 # | 6.725,09 | 50,44 | 0,75% | 6.716,66 | 6.920,48 | 5.194,08 | 7.961,02 | 12,56% # |
| FTSE/Athex Media | 1.728,60 € | 1.765,54 | -36,94 | -2,09% | 1.728,60 | 1.765,54 | 716,56 | 3.560,63 | 138,78% # |
| FTSE/Athex Travel & Leisure | 1.708,64 € | 1.736,74 | -28,10 | -1,62% | 1.693,89 | 1.741,48 | 1.028,61 | 1.741,48 | 69,27% # |
| FTSE/Athex Technology | 822,39 # | 800,69 | 21,70 | 2,71% | 790,02 | 822,39 | 555,63 | 886,96 | 10,80% # |
| FTSE/Athex Telecommunications | 2.565,40 # | 2.499,33 | 66,07 | 2,64% | 2.504,84 | 2.620,45 | 1.175,35 | 2.620,45 | 82,75% # |
| FTSE/Athex Utilities | 3.700,30 # | 3.624,61 | 75,69 | 2,09% | 3.626,88 | 3.700,48 | 1.752,55 | 3.700,48 | 61,73% # |
| FTSE/Athex Health Care | 275,51 # | 272,05 | 3,46 | 1,27% | 266,23 | 277,63 | 172,87 | 346,05 | -1,81% € |
| Athex All Share Index | 249,89 # | 240,93 | 8,96 | 3,72% | | | 176,43 | 294,40 | 5,58% # |

Note 1: Greece & Turkey 30 Pr data is the indicative at 17:20, whereas FTSE/ATHEX Custom Capped, FTSE/ATHEX Custom Capped - USD, FTSE/ATHEX Custom Capped TR, FTSE/ATHEX Custom Capped - USD TR, FTSE/Med 100 & Greece & Turkey 30 Rt closing prices refer to the previous trading day of 18/10/2013.

Note 2: The Hellenic Mid & Small Cap Index is a Customized index calculated by the Athens Exchange.

Athex Indices



Indices volume of transactions

Indices closing prices

Analytic Figures for Athex Market's Boards and Categories

| | Total Traded Securities | Main Market | Low Dispersion | Other Categories (*) | Exchange Traded Funds (ETFs) | Warrants |
|--|-------------------------|--------------|----------------|----------------------|------------------------------|------------|
| Totals | 173 | 130 | 10 | 27 | 3 | 3 |
| Gain / Lose / Same: | 106 / 45 / 22 | 87 / 29 / 14 | 5 / 1 / 4 | 8 / 15 / 4 | 3 / 0 / 0 | 3 / 0 / 0 |
| Athex Capitalisation (mill. €) ** | 70.486,52 | 68.022,20 | 2.144,50 | 319,81 | | |
| Daily Average Trans/ons Value(thou.€)*** | 73.499,22 | 68.392,62 | 444,74 | 74,00 | 44,04 | 6.281,30 |
| Transactions Value | 226.308,24 | 193.244,18 | 94,28 | 43,66 | 142,80 | 32.783,32 |
| Main Board: | 196.383,67 | 165.907,39 | 94,28 | 43,66 | 142,80 | 30.195,54 |
| Blocks Board: | 29.924,56 | 27.336,79 | 0,00 | 0,00 | 0,00 | 2.587,77 |
| Forced Sales Board: | 0,00 | 0,00 | 0,00 | 0,00 | 0,00 | 0,00 |
| Special Terms Board: | 0,00 | 0,00 | 0,00 | 0,00 | 0,00 | 0,00 |
| Daily Average Transactions Volume *** | 50.393.074 | 43.837.187 | 50.656 | 400.965 | 11.038 | 8.000.775 |
| Transactions Volume | 124.294.538 | 99.569.115 | 28.267 | 364.226 | 36.377 | 24.296.553 |
| Main Board: | 107.802.539 | 85.317.115 | 28.267 | 364.226 | 36.377 | 22.056.554 |
| Blocks Board: | 16.491.999 | 14.252.000 | 0 | 0 | 0 | 2.239.999 |
| Forced Sales Board: | 0 | 0 | 0 | 0 | 0 | 0 |
| Special Terms Board: | 0 | 0 | 0 | 0 | 0 | 0 |
| Daily Average Number of Trades *** | 29.354 | 27.003 | 111 | 204 | 8 | 2.231 |
| Number of Trades | 53.870 | 46.208 | 124 | 197 | 23 | 7.318 |
| Main Board: | 53.857 | 46.198 | 124 | 197 | 23 | 7.315 |
| Blocks Board: | 13 | 10 | 0 | 0 | 0 | 3 |
| Forced Sales Board: | 0 | 0 | 0 | 0 | 0 | 0 |
| Special Terms Board: | 0 | 0 | 0 | 0 | 0 | 0 |

(*) Summarised Transactions figures for Under Deletion and Under Supervision Categories. (**) The Market Capitalization of the Companies that belong in the Under Supervision Category is not included. (***) The Daily Averages of the Transactions Value, the Transactions Volume and the Number of Trades of Athex, is not equal with the sum of the Daily Averages of the Trading Categories, due to the fact that Warrants started trading on June 11, 2013.

Trading Details by Athex Sectors and ETFs Category

| Code | Sectors | Gain / Lose / Same | Number of Trades | Transactions Volume | Transactions Value | % of Total Trans. Value |
|-------|-------------------------------|--------------------|------------------|---------------------|--------------------|-------------------------|
| 8300 | - Banks | 9 / 0 / 1 | 25.703 | 106.542.541 | 154.955.386,08 | 68,47% |
| 1700 | - Basic Resources | 10 / 1 / 1 | 3.593 | 1.716.272 | 6.951.148,32 | 3,07% |
| 1300 | - Chemicals | 2 / 1 / 3 | 217 | 112.824 | 145.116,34 | 0,06% |
| 2300 | - Construction & Materials | 15 / 4 / 2 | 3.208 | 1.449.199 | 4.760.555,65 | 2,10% |
| 11000 | - ETF | 3 / 0 / 0 | 23 | 36.377 | 142.799,63 | 0,06% |
| 8700 | - Financial Services | 5 / 0 / 0 | 2.717 | 4.493.035 | 4.118.185,20 | 1,82% |
| 3500 | - Food & Beverage | 8 / 11 / 1 | 1.054 | 495.082 | 2.378.273,68 | 1,05% |
| 4500 | - Health Care | 4 / 0 / 1 | 430 | 667.531 | 472.364,82 | 0,21% |
| 2700 | - Industrial Goods & Services | 14 / 7 / 1 | 2.321 | 857.153 | 3.972.429,24 | 1,76% |
| 8500 | - Insurance | 0 / 0 / 1 | 38 | 22.221 | 29.890,63 | 0,01% |
| 5500 | - Media | 2 / 2 / 1 | 20 | 80.656 | 17.936,77 | 0,01% |
| 500 | - Oil & Gas | 2 / 1 / 0 | 1.933 | 502.312 | 4.615.696,06 | 2,04% |
| 3700 | - Personal & Household Goods | 10 / 5 / 2 | 1.237 | 525.493 | 2.173.933,38 | 0,96% |
| 8600 | - Real Estate | 5 / 1 / 1 | 591 | 216.380 | 1.052.187,22 | 0,46% |
| 5300 | - Retail | 3 / 1 / 1 | 639 | 105.257 | 1.472.901,37 | 0,65% |
| 9500 | - Technology | 6 / 5 / 2 | 1.419 | 1.613.650 | 1.044.512,74 | 0,46% |
| 6500 | - Telecommunications | 1 / 0 / 0 | 2.284 | 1.835.816 | 17.179.533,01 | 7,59% |
| 5700 | - Travel & Leisure | 5 / 4 / 4 | 4.037 | 2.287.903 | 14.639.826,84 | 6,47% |
| 7500 | - Utilities | 2 / 2 / 0 | 2.406 | 734.836 | 6.185.560,25 | 2,73% |

Top 10 best & worst performing Shares

Main Market

| With positive Price change | Closing price | change | With negative Price change | Closing price | change |
|-------------------------------------|-----------------|----------|--------------------------------------|---------------|----------|
| EUROBANK PROPERTIES REIC (CR) | 8,60 | 9,00% # | DROMEAS SA (CR) | 0,406 | -4,02% € |
| NATIONAL BANK (CR) | 4,40 | 8,11% # | UNIBIOS (CR) | 0,341 | -2,01% € |
| PIRAEUS BANK (CR) | 1,70 | 6,92% # | OPAP (CR) | 9,80 | -2,00% € |
| KEKROPS SA (CR) | 2,17 | 6,90% # | FOURLIS (CR) | 3,45 | -1,71% € |
| INTRACOM CONSTR. (CR) | 0,900 | 6,89% # | DIONIC (CR) | 0,080 | -1,24% € |
| ALPHA BANK (CR) | 0,700 | 5,74% # | REVOIL (CR) | 0,859 | -0,81% € |
| EUROBANK ERGASIAS (CR) | 0,648 | 5,54% # | THESSALONIKA WATER & SEWERAGE | 6,20 | -0,80% € |
| INTRACOM HOLDINGS (CR) | 0,593 | 5,33% # | CENTRIC HOLDINGS (CR) | 0,287 | -0,69% € |
| ETEM SA (CB) | 0,425 | 4,94% # | EYDAP S.A. (CR) | 8,39 | -0,59% € |
| VIOHALCO (CB) | 5,80 | 4,69% # | S.KANAKIS SA (CR) | 1,90 | -0,52% € |
| With the highest Transactions Value | Value (thou. €) | change | With the highest Transactions Volume | Volume | change |
| PIRAEUS BANK (CR) | 60.708,44 | 6,92% # | PIRAEUS BANK (CR) | 36.119.887 | 6,92% # |
| NATIONAL BANK (CR) | 38.031,24 | 8,11% # | ALPHA BANK (CR) | 29.741.240 | 5,74% # |
| ALPHA BANK (CR) | 20.304,27 | 5,74% # | NATIONAL BANK (CR) | 8.844.733 | 8,11% # |
| OTE (CR) | 17.179,53 | 2,64% # | ATTICA BANK S.A. (CR) | 5.435.250 | 4,41% # |
| OPAP (CR) | 12.904,38 | -2,00% € | MARFIN INVESTMENT GROUP (CR) | 4.223.789 | 4,31% # |
| MYTILINEOS HOLDINGS (CR) | 5.806,75 | 4,54% # | EUROBANK ERGASIAS (CR) | 2.090.104 | 5,54% # |
| PPC (CR) | 4.495,51 | 2,80% # | OTE (CR) | 1.835.816 | 2,64% # |
| HELLENIC PETROLEUM (CR) | 2.341,12 | 0,74% # | INTRACOM HOLDINGS (CR) | 1.495.135 | 5,33% # |
| MOTOR OIL (CR) | 2.273,62 | 1,02% # | OPAP (CR) | 1.306.281 | -2,00% € |
| MARFIN INVESTMENT GROUP (CR) | 2.125,03 | 4,31% # | MYTILINEOS HOLDINGS (CR) | 980.191 | 4,54% # |

Note: Stocks that are not included in the "Low Dispersion" and "Under Supervision" categories, and the transactions value is more than 10,000 €.

Derivatives Summary

| | Number of Trades | Volume | Open Interest | Transactions Value |
|---|------------------|---------------|----------------|----------------------|
| Index Futures | 709 | 7.231 | 52.212 | 14.319.472,50 |
| FTSE/Athex Large Cap | 709 | 7.231 | 52.212 | 14.319.472,50 |
| Stock Futures | 2.518 | 32.563 | 163.624 | 10.341.027,10 |
| ALPHA BANK (CR) | 327 | 9.901 | 28.589 | 653.930,80 |
| CC HBC AG (CR) | 14 | 38 | 567 | 79.639,00 |
| CORINTH PIPEWORKS SA (CR) | 5 | 29 | 962 | 6.088,00 |
| ELLAKTOR (CR) | 35 | 246 | 3.995 | 72.414,00 |
| EUROBANK ERGASIAS (CR) | 14 | 108 | 1.811 | 6.919,90 |
| EUROBANK PROPERTIES REIC (CR) | 39 | 132 | 226 | 109.847,00 |
| EYDAP S.A. (CR) | 30 | 148 | 968 | 124.377,00 |
| FOLLI FOLLIE (CR) | 11 | 35 | 138 | 72.558,00 |
| FRIGOGLASS SA (CR) | 21 | 52 | 562 | 30.118,00 |
| GEK TERNA (CR) | 76 | 546 | 31.772 | 159.500,00 |
| HELLENIC EXCHANGES (CR) | 34 | 109 | 3.090 | 85.652,00 |
| HELLENIC PETROLEUM (CR) | 60 | 185 | 2.416 | 176.319,00 |
| INTRALOT (CR) | 78 | 767 | 3.924 | 154.371,00 |
| JUMBO SA (CR) | 36 | 155 | 330 | 155.997,00 |
| MARFIN INVESTMENT GROUP (CR) | 94 | 1.473 | 19.129 | 74.264,40 |
| METKA (CR) | 9 | 34 | 337 | 46.527,00 |
| MOTOR OIL (CR) | 33 | 66 | 2.457 | 59.108,00 |
| MYTILINEOS HOLDINGS (CR) | 174 | 1.153 | 9.005 | 681.115,00 |
| NATIONAL BANK (CR) | 447 | 7.596 | 11.367 | 3.241.962,00 |
| OPAP (CR) | 152 | 807 | 3.184 | 794.143,00 |
| OTE (CR) | 217 | 1.213 | 5.703 | 1.135.181,00 |
| P.P.A. S.A. (CR) | 21 | 51 | 657 | 96.355,00 |
| PIRAEUS BANK (CR) | 265 | 6.165 | 22.856 | 1.028.506,00 |
| PPC (CR) | 212 | 1.060 | 4.735 | 1.078.684,00 |
| SIDENOR (CR) | 39 | 247 | 1.857 | 43.196,00 |
| TERNA ENERGY (CR) | 18 | 65 | 2.308 | 23.730,00 |
| TITAN CEMENT (CR) | 18 | 35 | 250 | 67.574,00 |
| VIOHALCO (CB) | 39 | 147 | 429 | 82.951,00 |
| Index Options | 115 | 1.004 | 4.283 | 1.924.850,00 |
| FTSE/Athex Large Cap | 115 | 1.004 | 4.283 | 1.924.850,00 |
| Stock Options | 13 | 224 | 5.045 | 82.140,00 |
| ALPHA BANK (CR) | 0 | 0 | 500 | 0,00 |
| NATIONAL BANK (CR) | 12 | 223 | 1.256 | 81.200,00 |
| OPAP (CR) | 1 | 1 | 1.628 | 940,00 |
| OTE (CR) | 0 | 0 | 1.135 | 0,00 |
| PIRAEUS BANK (CR) | 0 | 0 | 0 | 0,00 |
| PPC (CR) | 0 | 0 | 526 | 0,00 |
| Stock Repos - Stock Reverse Repos - Repurchase Agreements | 50 | 9.478 | 295.541 | 2.284.709,20 |
| Stock Reverse Repos | 34 | 6.304 | 98.840 | 2.061.185,20 |
| Stock Repos | 1 | 80 | 185.450 | 6.944,00 |
| Repurchase Agreement | 15 | 3.094 | 11.251 | 216.580,00 |
| Total Derivatives Traded | 3.405 | 50.500 | 520.705 | 28.952.198,80 |

Daily Official List

Year: 134 Trading Day No: 199

Section 2: Analytic Figures of Shares Transactions

Monday, 21 October, 2013

| Number of Outstanding Securities | Nominal Value | Dividends [1] | | | Date of Last Coupon | | Note | Shares | Closing price | % change | Previous closing price/date | Open price | Price min | Price max | Last price | Avg price | Last Bid [7] | Last Ask [7] | P/E after | Year | Volume | Trades | Transactions Value | Company Mkt Value (thou. €) | Year low | Year high | Sector[4] | | |
|--|------------------|---------------|--------|------|---------------------|------------|------|-------------------------------|------------------|----------|--------------------------------|---------------|--------------|--------------|---------------|--------------|-----------------|--------------|--------------|-------|--------|-----------|-----------------------|--------------------------------|--------------|--------------|---------------|-------|------|
| | | 2010 | 2011 | 2012 | Dividend [2] | Right | | | | | | | | | | | | | | | | | | | | | | | |
| 177.001.313 | 1,03 | 0,0308 | --- | --- | 5/7/2011 | 20/12/2007 | --- | ELLAKTOR (CR) | 2,96 | 3,50 # | 2,86 | 18/10/2013 | 2,88 | 2,88 | 2,98 | 2,96 | 2,94 | 9494@2,91 | 4350@2,97 | --- | 2012 | 524.518 | 994 | 1.541.726,18 | 523.923,89 | 1,36 | 2,98 | 2357 | |
| 26.730.187 | 0,600 | --- | --- | --- | 25/6/2009 | 30/12/2010 | --- | ELTON SA (CR) | 1,21 | --- | 1,21 | 18/10/2013 | 1,24 | 1,19 | 1,24 | 1,21 | 1,21 | 400@1,20 | 853@1,21 | 12,65 | 2012 | 9.437 | 44 | 11.390,15 | 32.343,53 | 0,850 | 1,25 | 1353 | |
| 15.146.404 | 0,340 | 0,093 | --- | --- | 6/7/2011 | 17/10/2002 | --- | ELTRAK SA (CR) | 1,52 | 0,66 # | 1,51 | 18/10/2013 | 1,51 | 1,51 | 1,52 | 1,52 | 1,51 | 130@1,52 | 70@1,62 | --- | 2012 | 1.300 | 5 | 1.966,00 | 23.022,53 | 1,08 | 1,90 | 2753 | |
| 124.100.815 | 0,300 | --- | --- | --- | 27/6/2008 | 7/7/2000 | --- | ELVAL SA. (CB) | 2,01 | 3,08 # | 1,95 | 18/10/2013 | 1,95 | 1,95 | 2,02 | 2,01 | 2,00 | 500@2,00 | 3869@2,02 | 15,53 | 2012 | 37.501 | 94 | 74.948,28 | 249.442,64 | 1,55 | 2,38 | 1753 | |
| 13.230.000 | 0,300 | --- | --- | --- | 11/8/2010 | 28/8/2013 | --- | ELVE SA (CR) | 0,579 | -2,85 | 0,596 | 18/10/2013 | 0,575 | 0,558 | 0,586 | 0,584 | 0,572 | 62@0,569 | 500@0,584 | --- | 2012 | 9.490 | 40 | 5.431,91 | 7.660,17 | 0,423 | 0,717 | 3763 | |
| 30.009.210 | 0,310 | --- | --- | --- | 27/6/2008 | 26/6/2000 | --- | ETEM SA (CB) | 0,425 | 4,94 # | 0,405 | 18/10/2013 | 0,405 | 0,403 | 0,425 | 0,425 | 0,417 | 500@0,415 | 937@0,425 | --- | 2012 | 26.341 | 45 | 10.984,38 | 12.753,91 | 0,328 | 0,828 | 1753 | |
| 4.050.416.865 | 0,300 | --- | --- | --- | 2/5/2008 | 13/6/2013 | --- | EUROBANK ERGASIAS (CR) | 0,648 | 5,54 # | 0,614 | 18/10/2013 | 0,630 | 0,630 | 0,649 | 0,648 | 0,639 | 4000@0,645 | 27070@0,649 | --- | 2012 | 2.090.104 | 1.031 | 1.336.282,71 | 2.624.670,13 | 0,495 | 6,23 | 8355 | |
| 61.000.000 | 2,13 | 0,5364 | 0,4067 | --- | 23/3/2012 | 20/11/2007 | --- | EUROBANK PROPERTIES REIC (CR) | 8,60 | 9,00 # | 7,89 | 18/10/2013 | 7,89 | 7,89 | 8,65 | 8,60 | 8,23 | 3739@8,50 | 12451@8,60 | --- | 2012 | 103.105 | 310 | 848.518,55 | 524.600,00 | 4,87 | 8,65 | 8675 | |
| 7.347.600 | 0,600 | --- | --- | --- | 2/6/2010 | 25/2/2010 | --- | EUROCONSULTANTS S.A. (CR) | 3,17 | --- | 3,17 | 11/10/2013 | --- | --- | --- | --- | --- | --- | 959@3,00 | --- | --- | 2012 | --- | --- | --- | 23.291,89 | 2,12 | 3,17 | 2791 |
| 27.503.677 | 0,600 | 0,04 | 0,05 | 0,1 | 11/7/2013 | 18/10/1999 | --- | EUROPEAN RELIANCE INSUR. (CR) | 1,35 | --- | 1,35 | 18/10/2013 | 1,38 | 1,32 | 1,38 | 1,35 | 1,35 | 1081@1,33 | 1480@1,35 | 4,07 | 2012 | 22.221 | 38 | 29.890,63 | 37.129,96 | 0,973 | 1,62 | 8536 | |
| 13.673.200 | 0,880 | --- | --- | --- | 18/7/2008 | 26/7/2001 | --- | EVROFARMA SA (CR) | 0,280 | -6,98 | 0,301 | 18/10/2013 | 0,299 | 0,280 | 0,299 | 0,280 | 0,290 | 50@0,280 | 498@0,300 | --- | 2012 | 200 | 2 | 57,90 | 3.828,50 | 0,209 | 0,539 | 3577 | |
| 106.500.000 | 0,600 | 0,04 | 0,05 | 0,15 | 31/7/2013 | 28/1/2000 | --- | EYDAP S.A. (CR) | 8,39 | -0,59 | 8,44 | 18/10/2013 | 8,54 | 8,33 | 8,54 | 8,39 | 8,41 | 350@8,38 | 10438@8,39 | 19,08 | 2012 | 115.840 | 544 | 974.483,74 | 893.535,00 | 4,65 | 8,63 | 7577 | |
| 52.800.154 | 0,300 | --- | --- | --- | 16/4/2010 | 21/6/2004 | --- | F.G. EUROPE S.A. (CR) | 0,538 | 1,70 # | 0,529 | 18/10/2013 | 0,495 | 0,495 | 0,538 | 0,538 | 0,530 | 278@0,538 | 105@0,549 | 6,51 | 2012 | 1.952 | 9 | 1.035,01 | 28.406,48 | 0,450 | 0,950 | 3722 | |
| 10.203.575 | 0,730 | --- | --- | --- | 16/7/2007 | 18/10/1999 | --- | FIERATEX SA (CR) | 0,130 | --- | 0,130 | 18/10/2013 | 0,106 | 0,106 | 0,130 | 0,130 | 0,129 | 100@0,110 | 99@0,131 | --- | 2012 | 3.940 | 8 | 506,94 | 1.326,46 | 0,085 | 0,400 | 3763 | |
| 11.720.024 | 0,540 | --- | --- | --- | 16/7/2010 | 16/10/2013 | --- | FLEXOPACK SA (CR) | 3,13 | 1,62 # | 3,08 | 18/10/2013 | 3,10 | 3,09 | 3,18 | 3,13 | 3,14 | 100@3,08 | 50@3,13 | 10,54 | 2012 | 4.454 | 24 | 13.969,94 | 36.683,68 | 2,39 | 5,00 | 2723 | |
| 4.181.450 | 0,500 | --- | --- | --- | 21/8/2000 | 5/3/2002 | --- | FLOUR MILLS SARANTOPOULOS SA | 0,657 | --- | 0,657 | 8/10/2013 | --- | --- | --- | --- | --- | 250@0,722 | --- | 12,15 | 2012 | --- | --- | --- | 2.747,21 | 0,626 | 1,02 | 3577 | |
| 66.948.210 | 0,300 | --- | --- | --- | 14/7/2009 | 31/12/2010 | 4988 | FOLLI FOLLIE (CR) | 20,75 | 3,23 # | 20,10 | 18/10/2013 | 20,00 | 20,00 | 20,95 | 20,75 | 20,66 | 2157@20,50 | 1000@20,78 | --- | 2012 | 70.067 | 555 | 1.447.865,85 | 1.389.175,36 | 11,51 | 20,95 | 5379 | |
| 50.992.322 | 1,00 | --- | --- | --- | 21/6/2010 | 16/7/2002 | --- | FOURLIS (CR) | 3,45 | -1,71 | 3,51 | 18/10/2013 | 3,54 | 3,44 | 3,56 | 3,45 | 3,53 | 1090@3,44 | 500@3,48 | --- | 2012 | 154.676 | 372 | 545.550,83 | 175.923,51 | 1,58 | 3,79 | 3722 | |
| 50.592.373 | 0,300 | --- | --- | --- | 7/7/2010 | 7/9/2011 | --- | FRIGOGLASS SA (CR) | 5,80 | 2,66 # | 5,65 | 18/10/2013 | 5,65 | 5,65 | 5,82 | 5,80 | 5,78 | 1000@5,73 | 6962@5,82 | --- | 2012 | 130.925 | 368 | 756.726,12 | 293.435,76 | 3,84 | 6,26 | 2757 | |
| 77.376.446 | 0,340 | --- | --- | --- | 23/5/2005 | 18/8/2011 | --- | G.E. DIMITRIOU (CR) | 0,033 | -8,33 | 0,036 | 17/10/2013 | 0,034 | 0,033 | 0,034 | 0,033 | 0,033 | 17390@0,033 | 2000@0,039 | --- | 2012 | 35.810 | 11 | 1.183,73 | 2.553,42 | 0,028 | 0,118 | 3722 | |
| 14.076.360 | 0,370 | --- | --- | --- | 19/8/2008 | 22/7/2003 | --- | GALAXIDI S.A. (CR) | 0,299 | 4,54 # | 0,286 | 18/10/2013 | 0,258 | 0,258 | 0,299 | 0,299 | 0,286 | 470@0,266 | 2551@0,299 | 8,50 | 2012 | 7.741 | 6 | 2.211,88 | 4.208,83 | 0,221 | 0,638 | 3573 | |
| 85.882.688 | 0,570 | 0,0048 | --- | --- | 1/8/2011 | 2/1/2009 | --- | GEK TERNA (CR) | 2,95 | 4,61 # | 2,82 | 18/10/2013 | 2,85 | 2,80 | 2,95 | 2,95 | 2,90 | 600@2,93 | 4450@2,96 | -(6)- | 2012 | 418.459 | 887 | 1.215.285,01 | 253.353,93 | 1,40 | 2,95 | 2357 | |
| 24.060.000 | 0,300 | --- | 0,017 | --- | 18/6/2012 | 21/1/2000 | --- | GEN. COMMERCIAL & IND.SA (CR) | 0,370 | -3,90 | 0,385 | 18/10/2013 | 0,380 | 0,370 | 0,390 | 0,390 | 0,382 | 1100@0,367 | 1185@0,390 | --- | 2012 | 7.110 | 7 | 2.716,90 | 8.902,20 | 0,256 | 0,545 | 2797 | |
| 34.770.982 | 1,54 | --- | --- | --- | 6/7/2010 | 27/7/2000 | --- | GR. SARANTIS SA (CR) | 5,87 | 4,08 # | 5,64 | 18/10/2013 | 5,74 | 5,70 | 6,14 | 5,87 | 5,92 | 150@5,73 | 613@5,86 | --- | 2012 | 19.980 | 116 | 118.260,32 | 204.105,66 | 4,05 | 6,24 | 3767 | |
| 8.340.750 | 1,20 | --- | --- | --- | 25/6/2009 | 30/7/2001 | --- | HAIDEMENOS SA (CR) | 0,830 | --- | 0,830 | 15/10/2013 | --- | --- | --- | --- | --- | --- | 1000@0,759 | --- | --- | 2012 | --- | --- | --- | 6.922,82 | 0,350 | 0,905 | 2791 |
| 101.279.627 | 0,380 | --- | --- | --- | 26/6/2008 | 14/7/2006 | --- | HALKOR SA (CB) | 0,869 | 0,35 # | 0,866 | 18/10/2013 | 0,866 | 0,860 | 0,880 | 0,869 | 0,868 | 400@0,862 | 623@0,873 | --- | 2012 | 79.068 | 141 | 68.646,24 | 88.012,00 | 0,550 | 1,42 | 1755 | |
| 36.748.909 | 0,730 | --- | --- | --- | 15/12/2005 | 13/12/2006 | --- | HEL. SUGAR INDUSTRY SA (CB) | 1,10 | 1,85 # | 1,08 | 18/10/2013 | 1,13 | 1,09 | 1,17 | 1,10 | 1,12 | 1633@1,10 | 1010@1,11 | --- | 2013 | 67.814 | 104 | 76.143,51 | 40.423,80 | 0,754 | 1,74 | 3577 | |
| 29.546.360 | 0,710 | --- | --- | --- | 20/6/2008 | 23/8/2000 | --- | HELLENIC CABLES SA (CR) | 1,64 | 2,50 # | 1,60 | 18/10/2013 | 1,61 | 1,60 | 1,65 | 1,65 | 1,62 | 1300@1,62 | 30@1,63 | --- | 2012 | 21.020 | 80 | 34.124,45 | 48.456,03 | 1,16 | 2,32 | 2733 | |
| 65.368.563 | 0,760 | 0,15 | 0,11 | 0,09 | 3/6/2013 | 25/9/2013 | --- | HELLENIC EXCHANGES (CR) | 7,94 | 1,80 # | 7,80 | 18/10/2013 | 7,90 | 7,78 | 8,00 | 7,94 | 7,90 | 250@7,90 | 16115@7,94 | 35,57 | 2012 | 250.915 | 1.006 | 1.982.242,75 | 519.026,39 | 3,75 | 8,00 | 8777 | |
| 305.635.185 | 2,18 | 0,45 | 0,45 | 0,15 | 16/8/2013 | 1/10/2003 | 4795 | HELLENIC PETROLEUM (CR) | 9,52 | 0,74 # | 9,45 | 18/10/2013 | 9,40 | 9,32 | 9,63 | 9,52 | 9,51 | 120@9,49 | 1038@9,50 | 29,84 | 2012 | 246.254 | 870 | 2.341.121,42 | 2.909.646,96 | 6,20 | 9,63 | 537 | |
| 305.732.436 | 0,410 | --- | --- | --- | 8/7/2009 | 28/9/2011 | --- | HYGEIA SA (CR) | 0,478 | 1,70 # | 0,470 | 18/10/2013 | 0,475 | 0,470 | 0,486 | 0,478 | 0,477 | 50000@0,475 | 17700@0,479 | --- | 2012 | 322.146 | 266 | 153.696,09 | 146.140,10 | 0,280 | 0,795 | 4533 | |
| 53.155.053 | 0,440 | --- | --- | --- | 21/7/2010 | 16/7/2008 | --- | IASO SA (CR) | 1,25 | 1,63 # | 1,23 | 18/10/2013 | 1,25 | 1,22 | 1,26 | 1,25 | 1,25 | 450@1,24 | 8264@1,26 | --- | 2012 | 66.251 | 58 | 82.667,57 | 66.443,82 | 0,850 | 1,58 | 4533 | |
| 8.298.467 | 0,400 | --- | --- | --- | 30/8/1993 | 8/5/2013 | --- | IDEAL GROUP SA (CR) | 0,750 | 8,54 # | 0,691 | 18/10/2013 | 0,760 | 0,691 | 0,760 | 0,750 | 0,754 | 100@0,627 | 207@0,750 | -(6)- | 2012 | 201 | 4 | 151,55 | 6.223,85 | 0,559 | 1,85 | 9574 | |
| 28.580.100 | 0,400 | 0,05 | 0,02 | --- | 20/8/2012 | 10/10/2013 | --- | IKTINOS HELLAS SA (CR) | 1,54 | --- | 1,54 | 18/10/2013 | 1,55 | 1,50 | 1,58 | 1,54 | 1,53 | 1000@1,50 | 500@1,55 | 14,91 | 2012 | 23.933 | 138 | 36.550,18 | 44.013,35 | 1,16 | 1,80 | 2353 | |
| 9.000.000 | 0,880 | --- | --- | --- | 15/5/2009 | 7/12/2010 | --- | ILYDA S.A. (CR) | 0,537 | --- | 0,537 | 18/10/2013 | --- | --- | --- | --- | --- | --- | 294@0,533 | --- | --- | 2012 | --- | --- | --- | 4.833,00 | 0,269 | 0,650 | 9537 |
| 20.578.374 | 0,620 | 0,03 | --- | --- | 2/6/2011 | 5/5/1999 | --- | INFORM P. LYKOS SA (CR) | 1,27 | 4,10 # | 1,22 | 18/10/2013 | 1,20 | 1,20 | 1,27 | 1,27 | 1,23 | 1298@1,24 | 1045@1,28 | --- | 2012 | 42.650 | 69 | 52.545,23 | 26.134,53 | 1,10 | 1,75 | 2791 | |
| 11.233.200 | 0,730 | --- | --- | --- | 12/7/2010 | 30/7/1999 | --- | INTERTECH SA (CR) | 0,329 | 3,78 # | 0,317 | 18/10/2013 | 0,317 | 0,315 | 0,329 | 0,329 | 0,318 | 100@0,291 | 1000@0,327 | --- | 2012 | 2.200 | 5 | 699,80 | 3.695,72 | 0,223 | 0,600 | 9572 | |

| Number of Outstanding Securities | Nominal Value | Dividends [1] | | | Date of Last Coupon | | Note | Shares | Closing price | % change | Previous closing price/date | Open price | Price min | Price max | Last price | Avg price | Last Bid [7] | Last Ask [7] | P/E after | Year | Volume | Trades | Transactions Value | Company Mkt Value (thou. €) | Year low | Year high | Sector [4] | | |
|----------------------------------|---------------|---------------|--------|--------|---------------------|------------|------|--------------------------------|---------------|----------|-----------------------------|------------|------------|-----------|------------|-----------|--------------|--------------|------------|-------------|--------|--------|--------------------|-----------------------------|--------------|--------------|------------|-------|------|
| | | 2010 | 2011 | 2012 | Dividend [2] | Right | | | | | | | | | | | | | | | | | | | | | | | |
| 34.986.430 | 0,440 | --- | --- | --- | 25/7/2008 | 23/2/2010 | --- | INTERWOOD-XYLEMPORIA (CR) | 0,116 | --- | ↘ | 0,116 | 18/10/2013 | --- | --- | --- | --- | --- | 1500@0,108 | 198@0,118 | --- | 2012 | --- | --- | --- | 4.623,13 | 0,101 | 0,188 | 2353 |
| 2.566.836 | 0,440 | --- | --- | --- | 13/8/2010 | 9/1/2007 | --- | INTERWOOD-XYLEMPORIA (PR) | 0,220 | --- | ↘ | 0,220 | 8/10/2013 | --- | --- | --- | --- | --- | --- | 1000@0,240 | --- | 2012 | --- | --- | --- | 4.623,13 | 0,200 | 0,315 | 2353 |
| 23.154.250 | 1,36 | --- | --- | --- | 12/8/2008 | 2/8/2010 | --- | INTRACOM CONSTR. (CR) | 0,900 | 6,89 | # | 0,842 | 18/10/2013 | 0,850 | 0,847 | 0,900 | 0,900 | 0,886 | 300@0,881 | 2000@0,901 | --- | 2012 | 80.206 | 195 | 71.022,57 | 20.838,83 | 0,580 | 1,22 | 2357 |
| 133.025.996 | 1,41 | --- | --- | --- | 3/7/2007 | 7/1/2002 | --- | INTRACOM HOLDINGS (CR) | 0,593 | 5,33 | # | 0,563 | 18/10/2013 | 0,565 | 0,564 | 0,603 | 0,593 | 0,584 | 5807@0,590 | 10000@0,594 | --- | 2012 | 1.495.135 | 1.148 | 873.448,03 | 78.884,42 | 0,321 | 0,754 | 9578 |
| 158.961.721 | 0,300 | 0,0045 | 0,0035 | 0,0026 | 30/5/2013 | 14/11/2007 | --- | INTRALOT (CR) | 1,99 | 2,05 | # | 1,95 | 18/10/2013 | 1,97 | 1,95 | 2,03 | 1,99 | 2,00 | 2305@1,98 | 52746@2,00 | -(6)- | 2012 | 750.678 | 947 | 1.499.819,44 | 316.333,82 | 1,29 | 2,41 | 5752 |
| 77.654.850 | 0,580 | 0,04 | --- | --- | 1/7/2011 | 21/2/2003 | --- | J & P - AVAX SA (CR) | 1,82 | 0,55 | # | 1,81 | 18/10/2013 | 1,77 | 1,76 | 1,85 | 1,82 | 1,82 | 447@1,81 | 1000@1,83 | --- | 2012 | 40.635 | 94 | 73.939,93 | 141.331,83 | 1,05 | 1,90 | 2357 |
| 149.441 | 1,19 | --- | --- | --- | --- | 15/10/2013 | --- | JUMBO (CR without dividend) | 9,05 | -0,44 | € | 9,09 | 16/10/2013 | 9,05 | 9,05 | 9,05 | 9,05 | 9,05 | 2850@9,05 | 400@9,60 | --- | 2013 | 200 | 1 | 1.810,00 | 1.327.298,14 | 9,05 | 9,09 | 3747 |
| 129.994.676 | 1,19 | 0,189 | --- | --- | 23/12/2010 | 7/9/2012 | --- | JUMBO SA (CR) | 10,20 | 2,00 | # | 10,00 | 18/10/2013 | 10,04 | 9,91 | 10,20 | 10,20 | 10,06 | 4@10,00 | 200@10,29 | 18,00 | 2013 | 121.114 | 429 | 1.218.127,38 | 1.327.298,14 | 4,85 | 10,64 | 3747 |
| 9.742.920 | 0,400 | 0,01 | 0,01 | 0,01 | 12/8/2013 | 14/7/2000 | --- | KARAMOLEGOS SA (CR) | 1,29 | 2,38 | # | 1,26 | 18/10/2013 | 1,24 | 1,24 | 1,29 | 1,29 | 1,25 | 200@1,20 | 803@1,29 | 5,01 | 2012 | 5.580 | 8 | 6.961,04 | 12.568,37 | 1,07 | 1,83 | 3577 |
| 14.679.792 | 1,44 | 0,065 | --- | --- | 3/6/2011 | 4/9/2000 | --- | KARATZIS SA (CR) | 4,68 | -0,21 | € | 4,69 | 18/10/2013 | 4,65 | 4,63 | 4,70 | 4,67 | 4,66 | 500@4,58 | 100@4,67 | 15,72 | 2012 | 1.940 | 18 | 9.048,16 | 68.701,43 | 2,55 | 4,90 | 2723 |
| 3.300.689 | 0,350 | --- | --- | --- | 1/7/2004 | 21/7/1999 | --- | KEKROPS SA (CR) | 2,17 | 6,90 | # | 2,03 | 18/10/2013 | 2,09 | 2,07 | 2,19 | 2,19 | 2,13 | 500@2,11 | 50@2,17 | --- | 2012 | 7.719 | 57 | 16.420,16 | 7.162,50 | 1,54 | 3,79 | 8633 |
| 7.595.160 | 0,600 | --- | --- | --- | 8/8/2008 | 18/8/2010 | --- | KIRIAKOULIS SHIPPING SA (CR) | 0,856 | 4,39 | # | 0,820 | 18/10/2013 | 0,798 | 0,798 | 0,858 | 0,858 | 0,842 | 52@0,840 | 250@0,850 | 59,65 | 2012 | 11.426 | 29 | 9.622,78 | 6.501,46 | 0,635 | 1,49 | 5759 |
| 23.648.700 | 0,330 | 0,05 | --- | --- | 13/7/2011 | 23/7/2008 | --- | KLEEMAN HELLAS SA (CR) | 1,90 | 3,82 | # | 1,83 | 18/10/2013 | 1,85 | 1,83 | 1,91 | 1,90 | 1,88 | 2150@1,83 | 7418@1,90 | --- | 2012 | 35.151 | 91 | 66.051,06 | 44.932,53 | 1,20 | 1,91 | 2757 |
| 40.219.218 | 0,300 | --- | --- | --- | 25/5/2009 | 9/7/2013 | --- | KLOUKINAS - LAPPAS SA (CR) | 0,681 | 3,49 | # | 0,658 | 18/10/2013 | 0,642 | 0,641 | 0,683 | 0,681 | 0,669 | 1000@0,660 | 4870@0,678 | --- | 2012 | 8.250 | 30 | 5.516,26 | 27.389,29 | 0,570 | 0,970 | 2357 |
| 21.224.340 | 0,420 | --- | --- | --- | 2/7/2008 | 25/4/2006 | --- | KORDELLOS BROS SA (CR) | 0,231 | 10,00 | # | 0,210 | 17/10/2013 | 0,230 | 0,230 | 0,231 | 0,230 | 0,231 | 1900@0,207 | 107@0,231 | --- | 2012 | 3.900 | 12 | 899,80 | 4.902,82 | 0,180 | 0,428 | 1757 |
| 13.450.000 | 0,390 | --- | --- | --- | 25/6/2010 | 28/5/2008 | --- | KORRES (CR) | 3,72 | 0,27 | # | 3,71 | 18/10/2013 | 3,78 | 3,70 | 3,85 | 3,72 | 3,80 | 16@3,72 | 786@3,78 | --- | 2012 | 28.487 | 47 | 108.343,20 | 50.034,00 | 2,66 | 4,87 | 3767 |
| 29.480.000 | 0,420 | --- | --- | --- | 19/7/2010 | 1/8/2007 | --- | KRETA FARM SA (CR) | 0,695 | 0,72 | # | 0,690 | 18/10/2013 | 0,696 | 0,675 | 0,699 | 0,695 | 0,694 | 250@0,692 | 5200@0,699 | --- | 2012 | 22.990 | 37 | 15.953,53 | 20.488,60 | 0,307 | 0,800 | 3577 |
| 33.065.136 | 0,380 | --- | --- | --- | 6/7/2009 | 16/9/2013 | --- | KRI-KRI S.A. (CR) | 2,07 | -0,48 | € | 2,08 | 18/10/2013 | 2,06 | 2,06 | 2,11 | 2,06 | 2,08 | 19736@2,06 | 231@2,09 | 15,33 | 2012 | 8.601 | 18 | 17.847,59 | 68.444,83 | 1,52 | 2,24 | 3577 |
| 15.804.800 | 0,330 | --- | --- | --- | 15/6/2010 | 12/3/2004 | --- | KTIMA KOSTAS LAZARIDIS SA (CR) | 0,390 | 5,98 | # | 0,368 | 18/10/2013 | 0,350 | 0,350 | 0,390 | 0,390 | 0,351 | 150@0,344 | 100@0,389 | --- | 2012 | 3.605 | 8 | 1.265,95 | 6.163,87 | 0,239 | 0,488 | 3535 |
| 22.945.139 | 0,920 | --- | --- | --- | 19/8/2008 | 16/9/2013 | --- | KYRIAKIDIS MARBLES SA (CR) | 0,826 | 4,56 | # | 0,790 | 18/10/2013 | 0,790 | 0,790 | 0,826 | 0,826 | 0,805 | 1200@0,796 | 4300@0,823 | 80,91 | 2012 | 5.000 | 9 | 4.026,35 | 18.952,68 | 0,630 | 1,04 | 2353 |
| 44.267.700 | 0,300 | --- | --- | --- | 30/5/2007 | 18/9/2002 | --- | LAMDA DEVELOPMENT SA (CR) | 5,04 | 0,80 | # | 5,00 | 18/10/2013 | 5,00 | 5,00 | 5,20 | 5,10 | 5,06 | 250@5,01 | 700@5,08 | --- | 2012 | 23.924 | 71 | 121.031,73 | 223.109,21 | 3,50 | 6,48 | 8633 |
| 5.939.268 | 0,620 | --- | --- | --- | 10/7/2003 | 3/1/2002 | --- | LANAKAM SA (CR) | 0,639 | --- | ↘ | 0,639 | 14/8/2013 | --- | --- | --- | --- | --- | --- | 7885@0,576 | --- | 2012 | --- | --- | --- | 3.795,19 | 0,503 | 0,869 | 3763 |
| 7.734.375 | 1,00 | --- | --- | --- | 9/7/2007 | 7/1/2011 | --- | LIVANIS SA (CR) | 0,268 | --- | ↘ | 0,268 | 16/10/2013 | --- | --- | --- | --- | --- | --- | 666@0,269 | --- | 2012 | --- | --- | --- | 2.072,81 | 0,144 | 0,363 | 5557 |
| 4.740.000 | 0,860 | --- | --- | --- | --- | 14/3/2003 | --- | LOGISMOS S.A. (CR) | 0,719 | --- | ↘ | 0,719 | 15/10/2013 | --- | --- | --- | --- | --- | --- | 720@0,655 | 83,41 | 2011 | --- | --- | --- | 3.408,06 | 0,373 | 1,23 | 9533 |
| 15.222.276 | 0,640 | --- | --- | --- | 1/6/2010 | 2/8/2011 | --- | LOULIS MILLS SA (CR) | 3,09 | 3,34 | # | 2,99 | 18/10/2013 | 3,00 | 3,00 | 3,10 | 3,09 | 3,01 | 504@3,04 | 253@3,09 | -(6)- | 2012 | 12.660 | 25 | 38.111,83 | 47.036,83 | 2,08 | 3,76 | 3577 |
| 770.328.883 | 0,300 | --- | --- | --- | 26/4/2007 | 10/5/2013 | --- | MARFIN INVESTMENT GROUP (CR) | 0,508 | 4,31 | # | 0,487 | 18/10/2013 | 0,490 | 0,490 | 0,513 | 0,508 | 0,503 | 1000@0,502 | 30900@0,509 | --- | 2012 | 4.223.789 | 1.680 | 2.125.029,33 | 391.327,07 | 0,175 | 0,564 | 8775 |
| 9.819.370 | 0,690 | --- | --- | --- | 14/8/2007 | 9/1/2004 | --- | MATHIOS REFRACTORY SA (CR) | 0,305 | 1,67 | # | 0,300 | 18/10/2013 | 0,308 | 0,305 | 0,309 | 0,305 | 0,308 | 250@0,292 | 300@0,305 | --- | 2012 | 950 | 4 | 292,59 | 2.994,91 | 0,180 | 0,510 | 2353 |
| 468.700 | 1,0556 | --- | --- | --- | 21/3/2012 | 21/5/2004 | --- | MERMEREN KOMB. A.D. PR. (GDR) | 4,16 | --- | ↘ | 4,16 | 18/10/2013 | 4,16 | 4,16 | 4,16 | 4,16 | 4,16 | 70@3,77 | 75@4,17 | 1,01 | 2012 | 50 | 1 | 208,00 | 1.949,79 | 3,73 | 5,19 | 1775 |
| 51.950.600 | 0,320 | 0,48 | 0,75 | 0,25 | 10/5/2013 | 21/10/2005 | --- | METKA (CR) | 13,79 | 2,30 | # | 13,48 | 18/10/2013 | 13,52 | 13,13 | 13,80 | 13,79 | 13,72 | 112@13,78 | 1665@13,80 | 19,88 | 2012 | 86.040 | 436 | 1.180.066,33 | 716.398,77 | 9,00 | 13,80 | 2757 |
| 10.500.000 | 0,900 | --- | --- | --- | 24/6/2008 | 4/7/2012 | --- | MEVACO SA (CR) | 1,35 | --- | ↘ | 1,35 | 18/10/2013 | 1,36 | 1,32 | 1,36 | 1,36 | 1,35 | 251@1,33 | 1000@1,37 | 9,77 | 2012 | 2.049 | 9 | 2.763,17 | 14.175,00 | 1,01 | 1,58 | 2757 |
| 14.074.000 | 3,00 | 0,15 | 0,25 | --- | 2/3/2012 | 23/7/2009 | --- | MIG REAL ESTATE (CR) | 1,57 | -1,88 | € | 1,60 | 18/10/2013 | 1,55 | 1,55 | 1,60 | 1,56 | 1,58 | 85@1,57 | 955@1,60 | --- | 2012 | 1.139 | 11 | 1.799,84 | 22.096,18 | 1,17 | 1,92 | 8671 |
| 6.200.000 | 0,500 | --- | --- | --- | 22/6/2010 | 1/11/1995 | --- | MINERVA KNITWEAR SA (CB) | 0,750 | --- | ↘ | 0,750 | 18/10/2013 | --- | --- | --- | --- | --- | --- | 534@0,699 | --- | 2012 | --- | --- | --- | 4.650,00 | 0,530 | 0,948 | 3763 |
| 12.417.000 | 0,370 | --- | --- | --- | 28/7/2008 | 6/9/2011 | --- | MLS MULTIMEDIA SA (CR) | 3,28 | 0,61 | # | 3,26 | 18/10/2013 | 3,28 | 3,21 | 3,28 | 3,28 | 3,25 | 150@3,23 | 1300@3,28 | 43,20 | 2012 | 37.543 | 136 | 122.151,71 | 40.727,76 | 2,60 | 3,30 | 9537 |
| 4.588.137 | 16,00 | --- | --- | --- | 30/6/2005 | 17/8/2011 | --- | MOCHLOS SA (CR) | 1,92 | 1,59 | # | 1,89 | 18/10/2013 | 1,91 | 1,83 | 1,92 | 1,92 | 1,90 | 200@1,84 | 59@1,83 | --- | 2012 | 799 | 13 | 1.517,40 | 8.809,22 | 1,12 | 2,60 | 2357 |
| 11.700.000 | 0,590 | --- | --- | --- | 2/6/2009 | 24/7/2012 | --- | MOTODYNAMICS S.A. (CR) | 0,367 | 7,94 | # | 0,340 | 18/10/2013 | 0,320 | 0,302 | 0,371 | 0,367 | 0,312 | 150@0,308 | 360@0,367 | --- | 2012 | 6.170 | 18 | 1.922,88 | 4.293,90 | 0,211 | 0,640 | 5379 |
| 110.782.980 | 0,850 | 0,25 | 0,4 | 0,3 | 26/6/2013 | 5/11/2012 | --- | MOTOR OIL (CR) | 8,90 | 1,02 | # | 8,81 | 18/10/2013 | 8,81 | 8,81 | 9,01 | 8,90 | 8,91 | 300@8,86 | 62@8,91 | 10,87 | 2012 | 255.058 | 1.061 | 2.273.619,66 | 985.968,52 | 6,80 | 9,37 | 533 |
| 116.915.862 | 1,07 | --- | --- | --- | 11/5/2009 | 6/7/2011 | --- | MYTILINEOS HOLDINGS (CR) | 5,98 | 4,54 | # | 5,72 | 18/10/2013 | 5,82 | 5,78 | 6,00 | 5,98 | 5,92 | 6@5,96 | 5596@5,99 | --- | 2012 | 980.191 | 2.334 | 5.806.746,40 | 699.156,85 | 3,38 | 6,00 | 1755 |

| Number of Outstanding Securities | Nominal Value | Dividends [1] | | | Date of Last Coupon Dividend [2] | | Note | Shares | Closing price | % change | Previous closing price/date | Open price | Price min | Price max | Last price | Avg price | Last Bid [7] | Last Ask [7] | P/E after | Year | Volume | Trades | Transactions Value | Company Mkt Value (thou. €) | Year low | Year high | Sector[4] | |
|--|------------------|---------------|------|------|-------------------------------------|------------|------|--------------------------------|------------------|----------|--------------------------------|---------------|--------------|--------------|---------------|--------------|-----------------|--------------|--------------|------|--------|---------|-----------------------|--------------------------------|--------------|--------------|---------------|------|
| | | 2010 | 2011 | 2012 | | | | | | | | | | | | | | | | | | | | | | | | |
| 54.888.240 | 1,13 | 0,1 | 0,1 | 0,1 | 25/4/2013 | 22/3/2006 | --- | TRASTOR REAL EST. INV. CO.(CR) | 0,861 | 0,23 # | 0,859 | 18/10/2013 | 0,859 | 0,849 | 0,900 | 0,861 | 0,874 | 4773@0,861 | 1690@0,888 | --- | 2012 | 64.786 | 108 | 56.598,83 | 47.258,77 | 0,624 | 0,900 | 8671 |
| 14.627.315 | 0,300 | --- | --- | --- | 16/11/1992 | 3/12/2012 | --- | UNIBIOS (CR) | 0,341 | -2,01 € | 0,348 | 18/10/2013 | 0,340 | 0,331 | 0,359 | 0,341 | 0,345 | 190@0,333 | 2500@0,344 | --- | 2012 | 70.567 | 64 | 24.323,43 | 4.987,91 | 0,151 | 0,414 | 2353 |
| 18.810.000 | 0,400 | --- | --- | --- | 8/7/2010 | 14/11/2007 | --- | VARVERIS - MODA BAGNO SA (CR) | 0,249 | -0,40 € | 0,250 | 18/10/2013 | 0,259 | 0,249 | 0,259 | 0,249 | 0,254 | 150@0,230 | 1260@0,250 | --- | 2012 | 10.000 | 10 | 2.540,00 | 4.683,69 | 0,234 | 0,419 | 2353 |
| 199.474.091 | 0,300 | --- | --- | --- | 3/7/2009 | 24/3/2000 | --- | VIOHALCO (CB) | 5,80 | 4,69 # | 5,54 | 18/10/2013 | 5,54 | 5,54 | 5,80 | 5,80 | 5,69 | 100@5,66 | 17403@5,80 | --- | 2012 | 237.342 | 694 | 1.349.302,59 | 1.156.949,73 | 3,06 | 5,85 | 2727 |
| 4.968.600 | 2,88 | --- | --- | --- | 1/7/1998 | 14/12/1998 | --- | VIS SA (CR) | 0,900 | -1,21 € | 0,911 | 11/10/2013 | 0,900 | 0,900 | 0,900 | 0,900 | 0,900 | 400@0,900 | 1579@0,910 | --- | 2012 | 3.098 | 8 | 2.788,20 | 4.471,74 | 0,490 | 1,01 | 2723 |
| 6.325.000 | 0,600 | --- | --- | --- | 19/7/2010 | 25/7/2012 | --- | VOGIATZOGLOU SYSTEMS SA (CR) | 0,965 | 8,43 # | 0,890 | 16/10/2013 | 0,879 | 0,870 | 0,965 | 0,965 | 0,875 | 100@0,871 | 15@0,950 | --- | 2012 | 983 | 6 | 860,49 | 6.103,63 | 0,810 | 1,21 | 2797 |

Exchange Traded Funds (ETFs)

| | | | | | | | | | | | | | | | | | | | | | | | | | | | | |
|-----------|-----|-----|-----|-----|-----------|-----|-----|--------------------------------|-------|--------|-------|------------|-------|-------|-------|-------|-------|-----|---------|-----|-----|--------|----|------------|---|------|-------|-------|
| 5.848.618 | --- | --- | --- | --- | 24/1/2008 | --- | --- | ALPHA ETF FTSE Athex Large Cap | 3,96 | 2,33 # | 3,87 | 18/10/2013 | 3,91 | 3,89 | 3,96 | 3,96 | 3,92 | --- | --- | --- | --- | 36.368 | 19 | 142.704,27 | - | 2,49 | 3,99 | 11000 |
| 294.878 | --- | --- | --- | --- | 29/6/2009 | --- | --- | NBGAM ETF | 13,22 | 2,96 # | 12,84 | 18/10/2013 | 13,24 | 13,22 | 13,24 | 13,22 | 13,23 | --- | --- | --- | --- | 4 | 2 | 52,92 | - | 8,23 | 13,24 | 11000 |
| 388.550 | --- | --- | --- | --- | 3/11/2010 | --- | --- | NBGAM ETF GREECE & TURKEY 30 | 8,50 | 4,42 # | 8,14 | 11/10/2013 | 8,48 | 8,48 | 8,50 | 8,50 | 8,49 | --- | 40@9,28 | --- | --- | 5 | 2 | 42,44 | - | 6,88 | 10,11 | 11000 |

Low Dispersion

| | | | | | | | | | | | | | | | | | | | | | | | | | | | | | |
|-------------|-------|--------|------|------|-----------|------------|------|------------------------------|--------|---------|--------|------------|--------|--------|--------|--------|--------|------------|------------|-------|------|--------|-----|-----------|------------|-----------|--------|------|------|
| 14.000.000 | 3,80 | --- | --- | --- | 23/4/2010 | 29/6/1999 | 4815 | ALPHA REAL ESTATE SA(CR) | 6,97 | --- | 6,97 | 18/10/2013 | --- | --- | --- | --- | --- | 500@6,59 | 150@6,80 | 14,43 | 2012 | --- | --- | --- | 97.580,00 | 5,26 | 7,00 | 8637 | |
| 63.900.000 | 3,00 | --- | --- | --- | 23/6/2003 | 4/11/2008 | 4816 | ASTIR PALACE SA (CR) | 4,34 | 1,17 # | 4,29 | 18/10/2013 | 4,37 | 4,29 | 4,37 | 4,29 | 4,34 | 38@4,29 | 200@4,36 | --- | 2012 | 13.212 | 63 | 57.273,38 | 277.326,00 | 3,37 | 4,95 | 5753 | |
| 49.152.904 | 0,800 | --- | --- | --- | 9/8/2004 | 8/3/2006 | 4814 | ATHENA SA (CR) | 0,171 | 10,32 # | 0,155 | 16/10/2013 | 0,171 | 0,171 | 0,186 | 0,186 | 0,171 | 9680@0,186 | --- | --- | 2012 | 3.320 | 4 | 567,87 | 8.405,15 | 0,094 | 0,340 | 2357 | |
| 191.660.320 | 0,300 | --- | --- | --- | 20/7/2009 | 29/12/2010 | 4817 | ATTICA HOLDINGS (CR) | 0,368 | 5,44 # | 0,349 | 18/10/2013 | 0,370 | 0,350 | 0,370 | 0,370 | 0,368 | 340@0,326 | 2826@0,370 | --- | 2012 | 6.000 | 9 | 2.210,00 | 70.531,00 | 0,241 | 0,588 | 5759 | |
| 15.300.000 | 0,300 | --- | --- | --- | 30/7/2009 | 13/12/1999 | 4893 | ATTICA PUBLICATIONS SA (CR) | 1,52 | --- | 1,52 | 18/10/2013 | --- | --- | --- | --- | --- | --- | --- | --- | --- | 2012 | --- | --- | --- | 23.256,00 | 0,520 | 1,52 | 5557 |
| 8.418.750 | 0,300 | --- | 0,15 | 0,29 | 5/6/2013 | 27/6/2012 | 4828 | GEKE SA (CB) | 6,75 | --- | 6,75 | 18/10/2013 | 6,75 | 6,75 | 6,75 | 6,75 | 6,75 | 80@6,76 | 20@6,89 | 21,20 | 2012 | 70 | 2 | 472,50 | 56.826,56 | 6,59 | 6,79 | 5753 | |
| 68.322.221 | 1,00 | --- | --- | --- | 8/3/2002 | 8/4/2013 | 4986 | GENIKI BANK (CR) | 3,00 | --- | 3,00 | 18/10/2013 | 3,00 | 3,00 | 3,00 | 3,00 | 3,00 | 45@3,00 | --- | --- | 2012 | 10 | 3 | 30,00 | 204.966,66 | 1,51 | 8,85 | 8355 | |
| 71.082.707 | 1,70 | --- | --- | --- | 1/7/2010 | 21/11/2012 | 4820 | HERACLES GEN.CEMENT CO. (CR) | 1,42 | 2,90 # | 1,38 | 18/10/2013 | 1,43 | 1,40 | 1,43 | 1,40 | 1,42 | 290@1,40 | 90@1,42 | --- | 2012 | 2.210 | 14 | 3.142,00 | 100.937,44 | 1,20 | 1,80 | 2353 | |
| 13.404.440 | 8,63 | --- | --- | --- | 2/4/2001 | 6/3/1992 | 4822 | IONIAN HOTELS SA (CR) | 8,95 | --- | 8,95 | 17/10/2013 | --- | --- | --- | --- | --- | 100@9,00 | --- | --- | 2012 | --- | --- | --- | 119.969,74 | 8,40 | 13,00 | 5753 | |
| 2.760.000 | 7,70 | 6,3291 | 7,6 | 8,52 | 26/6/2013 | 16/7/1990 | 4823 | KARELIA TOBACCO CO. SA (CB) | 220,00 | 5,69 # | 208,15 | 18/10/2013 | 220,00 | 220,00 | 220,00 | 220,00 | 220,00 | 59@212,00 | 1@220,00 | 13,36 | 2012 | 107 | 8 | 23.540,00 | 607.200,00 | 110,00 | 220,00 | 3785 | |
| 17.000.000 | 0,600 | --- | --- | --- | 12/6/2008 | 7/3/2000 | 4941 | KATHIMERINI SA (CR) | 0,861 | -4,33 € | 0,900 | 18/10/2013 | 0,880 | 0,744 | 0,880 | 0,850 | 0,861 | 75@0,746 | 289@0,850 | --- | 2012 | 1.170 | 11 | 1.007,38 | 14.637,00 | 0,321 | 1,00 | 5557 | |
| 21.364.000 | 1,12 | --- | --- | --- | 5/7/2010 | 10/8/2005 | 4824 | LAMPASA HOTEL SA (CR) | 18,99 | --- | 18,99 | 18/10/2013 | 18,99 | 18,99 | 18,99 | 18,99 | 18,99 | 200@16,00 | 100@18,90 | --- | 2012 | 100 | 1 | 1.899,00 | 405.702,36 | 15,00 | 19,60 | 5753 | |
| 6.700.000 | 0,800 | --- | --- | --- | 19/7/2010 | 29/8/2012 | 4894 | MILLS KEPENOS (CR) | 1,47 | --- | 1,47 | 18/10/2013 | --- | --- | --- | --- | --- | 70@1,18 | 100@1,47 | 8,74 | 2012 | --- | --- | --- | 9.849,00 | 0,777 | 1,69 | 3577 | |
| 70.926.000 | 2,25 | --- | --- | --- | 25/7/2008 | 21/6/2000 | 4825 | MINOAN LINES SA (CR) | 2,00 | --- | 2,00 | 18/10/2013 | 2,00 | 2,00 | 2,00 | 2,00 | 2,00 | 130@1,82 | 487@2,00 | --- | 2012 | 2.068 | 9 | 4.136,00 | 141.852,00 | 1,60 | 2,10 | 5759 | |
| 17.240.776 | 0,370 | --- | --- | --- | 14/7/2005 | 30/9/2003 | 4827 | PERSEUS SA (CR) | 0,317 | --- | 0,317 | 11/10/2013 | --- | --- | --- | --- | --- | --- | 240@0,280 | 18,48 | 2012 | --- | --- | --- | 5.465,33 | 0,033 | 0,325 | 3577 | |

Surveillance

| | | | | | | | | | | | | | | | | | | | | | | | | | | | | | |
|-------------|-------|-----|-----|-----|-----------|-----------|------|-------------------------------|-------|----------|-------|------------|-------|-------|-------|-------|-------|-------------|-------------|------------|------|--------|-----|----------|-----------|----------|-------|-------|------|
| 33.301.715 | 0,320 | --- | --- | --- | 27/6/2003 | 8/7/2009 | 4978 | AEGEK (CR) | 0,083 | --- | 0,083 | 18/10/2013 | 0,083 | 0,082 | 0,084 | 0,084 | 0,083 | 650@0,083 | 172@0,084 | --- | 2012 | 2.282 | 12 | 189,48 | 2.764,04 | 0,066 | 0,184 | 2357 | |
| 14.870.100 | 0,300 | --- | --- | --- | 15/5/2008 | 26/9/2011 | 4844 | ALPHA GRISSIN S.A. (CR) | 0,146 | --- | 0,146 | 14/10/2013 | --- | --- | --- | --- | --- | 900@0,117 | 20@0,145 | --- | 2012 | --- | --- | --- | 2.171,03 | 0,080 | 0,328 | 9533 | |
| 215.246.452 | 0,300 | --- | --- | --- | 25/6/2001 | 24/9/2001 | 4446 | ALTEC SA (CR) | 0,046 | 2,22 # | 0,045 | 18/10/2013 | 0,053 | 0,039 | 0,053 | 0,046 | 0,046 | 3922@0,040 | 2900@0,042 | --- | 2012 | 42.878 | 13 | 1.973,24 | 9.901,34 | 0,021 | 0,062 | 9533 | |
| 2.969.713 | 0,300 | --- | --- | --- | 2/7/2008 | 28/2/2011 | 4958 | ANEK LINES SA (PR, Issue '96) | 0,440 | --- | 0,440 | 16/10/2013 | 0,440 | 0,440 | 0,440 | 0,440 | 0,440 | --- | 990@0,440 | --- | 2012 | 885 | 4 | 389,40 | 20.290,37 | 0,300 | 0,770 | 5759 | |
| 312.163 | 0,300 | --- | --- | --- | 2/7/2008 | 28/2/2011 | 4959 | ANEK LINES SA (PR, Issue '90) | 1,43 | --- | 1,43 | 9/9/2013 | --- | --- | --- | --- | --- | --- | --- | --- | 2012 | --- | --- | --- | 20.290,37 | 1,43 | 1,78 | 5759 | |
| 185.373.016 | 0,300 | --- | --- | --- | 2/7/2008 | 28/2/2011 | 4957 | ANEK LINES SA (CR) | 0,100 | -13,04 € | 0,115 | 18/10/2013 | 0,101 | 0,098 | 0,110 | 0,100 | 0,100 | 6843@0,100 | 20000@0,105 | --- | 2012 | 60.503 | 25 | 6.061,46 | 20.290,37 | 0,071 | 0,270 | 5759 | |
| 81.644.555 | 0,300 | --- | --- | --- | 1/7/2008 | 2/9/2002 | 4630 | ATTI - KAT SA (CR) | 0,020 | -20,00 € | 0,025 | 18/10/2013 | 0,020 | 0,020 | 0,020 | 0,020 | 0,020 | 32427@0,020 | 6000@0,022 | --- | 2012 | 72.723 | 13 | 1.454,46 | 1.632,89 | 0,018 | 0,088 | 2357 | |
| 20.255.805 | 0,300 | --- | --- | --- | 22/8/2006 | 2/8/2010 | 4881 | AXON HOLDING SA (CR) | 0,090 | --- | 0,090 | 18/10/2013 | --- | --- | --- | --- | --- | --- | 3240@0,092 | 9754@0,108 | --- | 2012 | --- | --- | --- | 1.823,02 | 0,050 | 0,192 | 4533 |

| Number of Outstanding Securities | Nominal Value | Dividends [1] 2010 2011 2012 | Date of Last Dividend [2] | Coupon Right | Note | Shares | Closing price | % change | Previous closing price/date | Open price | Price min | Price max | Last price | Avg price | Last Bid [7] | Last Ask [7] | P/E after | Year | Volume | Trades | Transactions Value | Company Mkt Value (thou. €) | Year low | Year high | Sector [4] | |
|----------------------------------|---------------|---------------------------------|---------------------------|--------------|------|--------------------------------|---------------|----------|-----------------------------|------------|-----------|-----------|------------|-----------|--------------|--------------|-------------|------|--------|--------|--------------------|-----------------------------|-----------|-----------|------------|------|
| 17.579.754 | 4,16 | --- | 18/8/2006 | 2/8/2010 | 4885 | BIOTER SA (CR) | 0,145 | -9,38 | € 0,160 | 18/10/2013 | 0,134 | 0,134 | 0,151 | 0,145 | 0,145 | 900@0,142 | 6239@0,157 | --- | 2012 | 3.045 | 5 | 442,40 | 2.549,06 | 0,059 | 0,194 | 2357 |
| 12.431.980 | 0,720 | --- | 20/6/2003 | 10/7/2003 | 4559 | COMPUCON SA (CR) | 0,073 | --- | 0,073 | 18/10/2013 | --- | --- | --- | --- | --- | 14000@0,074 | --- | 2012 | --- | --- | --- | 907,53 | 0,031 | 0,100 | 9537 | |
| 30.159.583 | 0,470 | --- | 26/6/2008 | 29/12/2010 | 4962 | DIAS A/C (CR) | 0,672 | -19,90 | € 0,839 | 4/9/2013 | 0,672 | 0,672 | 0,672 | 0,672 | --- | 2701@0,672 | --- | 2012 | 300 | 2 | 201,60 | 20.267,24 | 0,420 | 0,845 | 3573 | |
| 15.878.748 | 0,480 | --- | 10/7/2006 | 22/3/2004 | 4960 | DOMIKI KRITIS SA (CR) | 0,497 | --- | 0,497 | 14/10/2013 | --- | --- | --- | --- | --- | 405@0,400 | --- | 2012 | --- | --- | --- | 7.891,74 | 0,310 | 0,800 | 2357 | |
| 3.961.300 | 1,28 | --- | 29/6/2004 | 3/8/2000 | 4808 | DUROS SA (CR) | 0,645 | --- | 0,645 | 15/10/2013 | --- | --- | --- | --- | --- | 300@0,600 | --- | 2012 | --- | --- | --- | 2.555,04 | 0,120 | 0,970 | 3763 | |
| 7.085.888 | 1,59 | --- | 2/7/1996 | 6/9/2010 | 4690 | ELVIEMEK (CR) | 3,00 | --- | 3,00 | 5/2/2013 | --- | --- | --- | --- | --- | 100@3,00 | -(6)- | 2012 | --- | --- | --- | 21.257,66 | 3,00 | 3,58 | 8633 | |
| 6.000.000 | 0,600 | --- | 13/6/2008 | 8/4/2004 | 4886 | EUROBROKERS S.A. (CR) | 0,052 | --- | 0,052 | 16/10/2013 | --- | --- | --- | --- | --- | --- | --- | 2012 | --- | --- | --- | 312,00 | 0,052 | 0,333 | 8534 | |
| 21.820.410 | 0,800 | --- | 22/5/2008 | 2/8/2011 | 4882 | EUROMEDICA SA (CR) | 0,330 | --- | 0,330 | 18/10/2013 | 0,330 | 0,330 | 0,330 | 0,330 | 24@0,330 | 2400@0,350 | --- | 2012 | 76 | 2 | 25,08 | 7.200,74 | 0,270 | 0,613 | 4533 | |
| 12.952.610 | 0,300 | --- | --- | 4/10/2012 | 4846 | Forthnet (CR) | 1,28 | -1,54 | € 1,30 | 18/10/2013 | 1,28 | 1,28 | 1,28 | 1,28 | 1365@1,28 | 2372@1,29 | --- | 2011 | 2.515 | 9 | 3.219,20 | 16.579,34 | 0,350 | 1,43 | 9535 | |
| 1.270.000 | 0,300 | --- | 6/7/2007 | 6/2/2013 | 5007 | GIRAKIAN PROFIL SA (CB) | 1,80 | --- | 1,80 | 16/10/2013 | --- | --- | --- | --- | --- | 20@1,89 | --- | 2012 | --- | --- | --- | 2.286,00 | 0,900 | 3,33 | 1757 | |
| 179.707.771 | 0,300 | --- | 27/6/2002 | 1/11/2011 | 4847 | HELLAS ONLINE SA (CR) | 0,389 | -2,75 | € 0,400 | 17/10/2013 | 0,424 | 0,380 | 0,424 | 0,380 | 0,389 | 810@0,380 | 17000@0,400 | --- | 2012 | 1.490 | 2 | 579,40 | 69.906,32 | 0,270 | 0,709 | 9537 |
| 13.692.227 | 1,47 | --- | 7/7/2006 | 8/10/1999 | 4845 | HELLENIC FABRICS SA (CR) | 0,294 | --- | 0,294 | 15/10/2013 | --- | --- | --- | --- | --- | 100@0,236 | --- | 2012 | --- | --- | --- | 4.025,51 | 0,180 | 0,354 | 3763 | |
| 30.390.000 | 0,310 | --- | 18/8/2008 | 29/12/2006 | 4447 | HELLENIC FISHFARMING SA (CR) | 0,084 | -19,23 | € 0,104 | 18/10/2013 | 0,084 | 0,084 | 0,084 | 0,084 | --- | 8990@0,084 | 19,69 | 2012 | 803 | 2 | 67,45 | 2.552,76 | 0,039 | 0,137 | 3573 | |
| 1.540.000 | 0,600 | --- | 8/8/1994 | 19/9/2000 | 4855 | J.BOUTARIS & SON HOLD. (PB) | 0,021 | -19,23 | € 0,026 | 18/9/2013 | 0,021 | 0,021 | 0,021 | 0,021 | 999@0,021 | --- | --- | 2012 | 80 | 2 | 1,68 | 1.467,58 | 0,021 | 0,201 | 3535 | |
| 25.179.640 | 0,600 | --- | 8/8/1994 | 19/9/2000 | 4854 | J.BOUTARIS & SON HOLD. SA (CB) | 0,057 | -17,39 | € 0,069 | 18/10/2013 | 0,057 | 0,057 | 0,057 | 0,057 | 920@0,060 | 50@0,068 | --- | 2012 | 480 | 3 | 27,36 | 1.467,58 | 0,037 | 0,132 | 3535 | |
| 7.125.216 | 0,650 | --- | 1/7/2005 | 14/12/1999 | 4955 | KRE.KA SA (CR) | 0,177 | -14,90 | € 0,208 | 16/10/2013 | 0,177 | 0,177 | 0,177 | 0,177 | 670@0,179 | 500@0,206 | --- | 2012 | 200 | 1 | 35,40 | 1.261,16 | 0,144 | 0,580 | 3573 | |
| 51.081.030 | 1,00 | --- | 20/8/2007 | 3/9/2007 | 4912 | LAVIPHARM SA (CR) | 0,149 | 4,93 | # 0,142 | 18/10/2013 | 0,148 | 0,148 | 0,149 | 0,149 | 11@0,149 | 2000@0,151 | --- | 2012 | 5.228 | 10 | 776,87 | 7.611,07 | 0,101 | 0,268 | 4577 | |
| 322.925.288 | 0,300 | --- | 23/5/2007 | 10/4/2000 | 4554 | M.J. MAILLIS SA (CR) | 0,080 | -1,24 | € 0,081 | 18/10/2013 | 0,080 | 0,079 | 0,080 | 0,080 | 0,080 | 1000@0,078 | 9300@0,079 | --- | 2012 | 44.450 | 19 | 3.553,60 | 25.834,02 | 0,054 | 0,150 | 2723 |
| 9.567.289 | 0,300 | --- | 1/7/2004 | 19/11/2007 | 4944 | MARAC ELECTRONICS (CR) | 0,304 | --- | 0,304 | 25/9/2013 | --- | --- | --- | --- | --- | 1680@0,270 | --- | 2012 | --- | --- | --- | 2.908,46 | 0,068 | 0,409 | 9578 | |
| 4.178.856 | 1,58 | 0,22 | 21/7/2011 | 28/7/2004 | 4983 | MEDICON S.A (CR) | 0,841 | --- | 0,841 | 19/9/2013 | --- | --- | --- | --- | --- | 765@0,839 | --- | 2012 | --- | --- | --- | 3.514,42 | 0,446 | 1,18 | 4535 | |
| 255.459.600 | 0,300 | --- | 26/6/2000 | 3/12/2010 | 4833 | NEL SA (CR) | 0,028 | -6,67 | € 0,030 | 18/10/2013 | 0,028 | 0,027 | 0,028 | 0,027 | 0,028 | 9834@0,027 | 1500@0,032 | --- | 2012 | 1.166 | 3 | 32,48 | 7.152,87 | 0,012 | 0,158 | 5759 |
| 20.231.328 | 0,600 | --- | 15/7/2008 | 25/6/2004 | 4879 | NIKAS SA (CR) | 0,222 | -14,61 | € 0,260 | 18/10/2013 | 0,223 | 0,220 | 0,223 | 0,220 | 0,222 | 400@0,222 | 500@0,250 | --- | 2012 | 1.300 | 6 | 288,60 | 4.491,35 | 0,220 | 0,530 | 3577 |
| 20.210.127 | 1,53 | --- | 27/6/1997 | 20/3/2000 | 5006 | PARNASSOS ENTERP. (CR) | 0,140 | 19,66 | # 0,117 | 18/10/2013 | 0,140 | 0,140 | 0,140 | 0,140 | 0,140 | 117140@0,140 | --- | --- | 2012 | 13.143 | 12 | 1.840,02 | 2.829,42 | 0,055 | 0,698 | 8775 |
| 14.967.940 | 0,500 | --- | 21/5/2008 | 4/1/2008 | 4956 | PASAL DEVELOPMENT S.A. (CR) | 0,178 | 9,20 | # 0,163 | 18/10/2013 | 0,178 | 0,178 | 0,178 | 0,178 | 0,178 | 1100@0,161 | 917@0,178 | --- | 2012 | 3.745 | 9 | 666,61 | 2.664,29 | 0,120 | 0,414 | 8633 |
| 40.946.303 | 0,360 | --- | 18/7/2005 | 27/11/2007 | 4856 | PC SYSTEMS SA (CR) | 0,075 | --- | 0,075 | 18/10/2013 | --- | --- | --- | --- | --- | 400@0,060 | --- | 2012 | --- | --- | --- | 3.070,97 | 0,043 | 0,180 | 9533 | |
| 18.750.000 | 0,300 | --- | 2/7/2001 | 31/12/2012 | 4985 | PEGASUS PUBLISHING S.A. (CR) | 0,310 | 19,69 | # 0,259 | 18/10/2013 | 0,310 | 0,310 | 0,310 | 0,310 | 0,310 | --- | 2@0,250 | --- | 2012 | 15 | 4 | 4,65 | 5.812,50 | 0,044 | 0,610 | 5557 |
| 28.056.518 | 0,530 | --- | 4/7/2007 | 19/7/2006 | 4750 | SATO SA (CR) | 0,084 | --- | 0,084 | 18/10/2013 | 0,084 | 0,084 | 0,084 | 0,084 | 0,084 | 360@0,071 | 13397@0,080 | --- | 2012 | 800 | 4 | 67,20 | 2.356,75 | 0,025 | 0,123 | 3726 |
| 36.235.184 | 1,00 | --- | 1/7/2008 | 30/7/2012 | 4961 | SELONDA AQUACULTURE SA (CR) | 0,131 | 0,77 | # 0,130 | 18/10/2013 | 0,134 | 0,123 | 0,134 | 0,123 | 0,131 | 5@0,123 | 1000@0,129 | --- | 2012 | 4.414 | 11 | 576,24 | 4.746,81 | 0,105 | 0,600 | 3573 |
| 7.914.480 | 2,50 | --- | 23/6/2008 | 29/6/2011 | 4888 | SFKIANAKIS SA (CR) | 0,633 | --- | 0,633 | 16/10/2013 | --- | --- | --- | --- | --- | 120@0,749 | --- | 2012 | --- | --- | --- | 5.009,87 | 0,364 | 0,763 | 5379 | |
| 60.221.300 | 0,400 | --- | 1/7/2002 | 1/11/2010 | 4880 | SHELMAN SA (CR) | 0,080 | --- | 0,080 | 27/9/2013 | --- | --- | --- | --- | --- | 200@0,064 | --- | 2011 | --- | --- | --- | 4.817,70 | 0,080 | 0,280 | 2353 | |
| 10.000.000 | 1,35 | --- | 24/6/2008 | 10/5/2005 | 4887 | SIDMA SA (CR) | 0,319 | -0,31 | € 0,320 | 18/10/2013 | 0,320 | 0,315 | 0,320 | 0,318 | 0,319 | 302@0,315 | 996@0,318 | --- | 2012 | 1.406 | 7 | 447,92 | 3.190,00 | 0,310 | 0,920 | 1757 |
| 29.060.950 | 0,340 | --- | 20/8/2007 | 24/10/2001 | 4884 | SPIDER METAL INDUSTRY SA (CR) | 0,060 | -14,29 | € 0,070 | 18/10/2013 | 0,060 | 0,060 | 0,060 | 0,060 | 0,060 | --- | 10000@0,058 | --- | 2012 | 1.850 | 4 | 111,00 | 1.743,66 | 0,022 | 0,097 | 2757 |
| 100.793.000 | 0,300 | --- | 16/7/2009 | 5/8/2013 | 5008 | TELETIPOS SA (CR) | 0,213 | 0,47 | # 0,212 | 17/10/2013 | 0,213 | 0,213 | 0,213 | 0,213 | 0,213 | 470@0,171 | 91@0,254 | --- | 2012 | 79.381 | 1 | 16.908,15 | 21.468,91 | 0,118 | 0,600 | 5553 |
| 3.229.566 | 0,320 | --- | 22/6/2005 | 23/9/1999 | 4629 | VARANGIS AVEPE S.A. (CR) | 0,780 | --- | 0,780 | 10/10/2013 | --- | --- | --- | --- | --- | --- | 7320@0,780 | --- | 2012 | --- | --- | --- | 2.519,06 | 0,206 | 0,840 | 3726 |
| 17.175.132 | 0,300 | --- | 25/6/2002 | 21/6/2013 | 4997 | VARARESSOS SA (CB) | 0,195 | 19,63 | # 0,163 | 18/10/2013 | 0,195 | 0,195 | 0,195 | 0,195 | 0,195 | 4000@0,195 | --- | --- | 2012 | 19.068 | 12 | 3.718,29 | 3.349,15 | 0,027 | 0,195 | 3763 |
| 13.191.620 | 0,620 | --- | 4/8/2010 | 9/9/2002 | 4977 | YALCO - CONSTANTINOUS SA (CB) | 0,201 | --- | 0,201 | 8/10/2013 | --- | --- | --- | --- | --- | --- | 27000@0,198 | --- | 2012 | --- | --- | --- | 2.651,52 | 0,104 | 0,215 | 3722 |

| Number of Outstanding Securities | Nominal Value | Dividends [1] | | | Date of Last Coupon | | Note | Shares | Closing price | % change | Previous closing price/date | Open price | Price min | Price max | Last price | Avg price | Last Bid [7] | Last Ask [7] | P/E after | Year | Volume | Trades | Transactions Value | Company Mkt Value (thou. €) | Year low | Year high | Sector [4] |
|----------------------------------|---------------|---------------|-----|-----|---------------------|------------|------|--------------------------------|---------------|----------|-----------------------------|------------|-----------|-----------|------------|-----------|--------------|--------------|-----------|------|--------|--------|--------------------|-----------------------------|----------|-----------|------------|
| Under Deletion | | | | | | | | | | | | | | | | | | | | | | | | | | | |
| 5.025.000 | 0,300 | --- | --- | --- | 5/7/2005 | 14/3/2002 | 4963 | ALSINCO S.A (CR) | 0,026 | --- | 0,026 | 2/10/2013 | --- | --- | --- | --- | --- | 501@0,026 | --- | 2012 | --- | --- | --- | 130,65 | 0,006 | 0,185 | 3763 |
| 766.000 | 2,83 | --- | --- | --- | 1/7/2004 | 11/12/2012 | 4937 | TRIA ALFA SA (CR) | 2,81 | --- | 2,81 | 23/8/2013 | --- | --- | --- | --- | --- | 30@2,89 | --- | 2012 | --- | --- | --- | 2.339,15 | 1,30 | 4,70 | 3763 |
| 245.000 | 2,83 | --- | --- | --- | 19/7/2010 | 11/12/2012 | 4938 | TRIA ALFA SA (PR) | 0,762 | --- | 0,762 | 11/9/2013 | --- | --- | --- | --- | 200@0,610 | --- | --- | 2012 | --- | --- | --- | 2.339,15 | 0,501 | 1,93 | 3763 |
| Under Suspension | | | | | | | | | | | | | | | | | | | | | | | | | | | |
| 49.030.011 | 0,300 | --- | --- | --- | 19/7/2010 | 12/5/2011 | 4875 | ALAPIS (CR) | 0,041 | --- | 0,041 | 30/3/2012 | --- | --- | --- | --- | --- | --- | --- | --- | --- | --- | --- | 2.010,23 | 0,041 | 0,041 | 4577 |
| 1.750.955.549 | 0,600 | --- | --- | --- | 19/5/2008 | 8/12/2011 | 4911 | ATE (CR) | 0,155 | --- | 0,155 | 30/7/2012 | --- | --- | --- | --- | --- | --- | --- | --- | --- | --- | --- | 271.398,11 | 0,155 | 0,155 | 8355 |
| 21.382.067 | 0,300 | --- | --- | --- | 2/10/2006 | 15/2/2006 | 4628 | ATERMON (CR) | 0,120 | --- | 0,120 | 31/3/2010 | --- | --- | --- | --- | --- | --- | --- | --- | --- | --- | --- | 2.565,85 | 0,120 | 0,120 | 5555 |
| 105.423.498 | 0,510 | --- | --- | --- | 1/7/2004 | 28/12/2005 | 4920 | AVENIR S.A. (CR) | 0,046 | --- | 0,046 | 30/8/2012 | --- | --- | --- | --- | --- | --- | --- | --- | --- | --- | --- | 4.849,48 | 0,046 | 0,046 | 5752 |
| 33.930.000 | 0,300 | --- | --- | --- | 3/7/2006 | 30/5/2001 | 4865 | BABIS VOVOS SA (CR) | 0,304 | --- | 0,304 | 30/3/2012 | --- | --- | --- | --- | --- | --- | --- | --- | --- | --- | --- | 10.314,72 | 0,304 | 0,304 | 8633 |
| 20.121.710 | 1,21 | --- | --- | --- | 27/7/1992 | 12/3/2003 | 5002 | BALKAN R.E. (CR) | 0,190 | --- | 0,190 | 29/8/2013 | --- | --- | --- | --- | --- | --- | --- | --- | --- | --- | --- | 3.823,12 | 0,162 | 0,438 | 8633 |
| 1.795.140.547 | 1,00 | (0,0615) | --- | --- | 31/5/2011 | 19/4/2012 | 4951 | BANK OF CYPRUS (CR) | 0,207 | --- | 0,207 | 15/3/2013 | --- | --- | --- | --- | --- | --- | --- | --- | --- | --- | --- | 371.594,09 | 0,180 | 0,282 | 8355 |
| 21.920.570 | 0,300 | --- | --- | --- | 3/7/2007 | 13/12/1999 | 4702 | CARDASSILARIS SA (CR) | 0,140 | --- | 0,140 | 30/11/2010 | --- | --- | --- | --- | --- | --- | --- | --- | --- | --- | --- | 3.068,88 | 0,140 | 0,140 | 3577 |
| 54.547.634 | 0,500 | --- | --- | --- | 25/4/2005 | 21/1/2009 | 4860 | CH.TEGOPOULOS PUBL. SA (CR) | 0,038 | --- | 0,038 | 23/3/2012 | --- | --- | --- | --- | --- | --- | --- | --- | --- | --- | --- | 2.072,81 | 0,038 | 0,038 | 5557 |
| 33.718.750 | 0,300 | --- | --- | --- | 28/5/2008 | 21/1/2013 | 4998 | DOL SA (CR) | 0,640 | --- | 0,640 | 25/7/2013 | --- | --- | --- | --- | --- | 3118@0,700 | --- | --- | --- | --- | --- | 21.580,00 | 0,244 | 0,759 | 5557 |
| 7.847.611 | 1,20 | --- | --- | --- | 1/8/2007 | 28/9/2011 | 4939 | EDRASIS - C. PSALLIDAS SA (CR) | 0,150 | --- | 0,150 | 19/11/2012 | --- | --- | --- | --- | --- | --- | --- | --- | --- | --- | --- | 1.177,14 | 0,150 | 0,150 | 2357 |
| 5.750.000 | 0,300 | --- | --- | --- | 12/12/2008 | 12/12/2011 | 4929 | ELECTRONIKI ATHINON SA (CR) | 0,480 | --- | 0,480 | 7/9/2012 | --- | --- | --- | --- | --- | --- | --- | --- | --- | --- | --- | 2.760,00 | 0,480 | 0,480 | 5375 |
| 24.605.397 | 0,400 | --- | --- | --- | 29/6/1995 | 27/5/2002 | 4651 | EMPORIKOS DESMOS SA (CR) | 0,080 | --- | 0,080 | 28/5/2010 | --- | --- | --- | --- | --- | --- | --- | --- | --- | --- | --- | 2.134,04 | 0,080 | 0,080 | 3722 |
| 1.182.903 | 0,400 | --- | --- | --- | 1/7/1996 | 27/5/2002 | 4652 | EMPORIKOS DESMOS SA (PR) | 0,140 | --- | 0,140 | 28/9/2009 | --- | --- | --- | --- | --- | --- | --- | --- | --- | --- | --- | 2.134,04 | 0,140 | 0,140 | 3722 |
| 8.593.750 | 0,300 | --- | --- | --- | 1/6/2009 | 20/6/2007 | 4876 | FASHION BOX (CR) | 1,30 | --- | 1,30 | 23/2/2012 | --- | --- | --- | --- | --- | --- | --- | --- | --- | --- | --- | 11.171,88 | 1,30 | 1,30 | 3763 |
| 7.326.648 | 1,00 | --- | --- | --- | 26/7/2006 | 24/7/2001 | 4921 | FINTEXPORT SA (CR) | 0,328 | --- | 0,328 | 29/6/2012 | --- | --- | --- | --- | --- | --- | --- | --- | --- | --- | --- | 2.403,14 | 0,328 | 0,328 | 3763 |
| 20.860.000 | 0,300 | --- | --- | --- | 3/7/2000 | 13/11/2007 | 4848 | IKONA - IHOS SA (CR) | 0,072 | --- | 0,072 | 2/12/2011 | --- | --- | --- | --- | --- | --- | --- | --- | --- | --- | --- | 1.501,92 | 0,072 | 0,072 | 5379 |
| 36.765.744 | 0,350 | --- | --- | --- | 16/8/2006 | 6/6/2011 | 4869 | IMPERIO SA (CR) | 0,026 | --- | 0,026 | 30/3/2012 | --- | --- | --- | --- | --- | --- | --- | --- | --- | --- | --- | 955,91 | 0,026 | 0,026 | 2777 |
| 24.619.524 | 0,500 | --- | --- | --- | 10/10/1986 | 30/12/2002 | 4914 | KERAMIA-ALLATINI (CR) | 0,088 | --- | 0,088 | 27/8/2012 | --- | --- | --- | --- | --- | --- | --- | --- | --- | --- | --- | 2.166,52 | 0,088 | 0,088 | 8633 |
| 7.840.373 | 1,20 | --- | --- | --- | 18/7/2002 | 5/3/2003 | 4765 | KLONATEX SA (PR) | 0,080 | --- | 0,080 | 9/5/2011 | --- | --- | --- | --- | --- | --- | --- | --- | --- | --- | --- | 1.453,75 | 0,080 | 0,080 | 3763 |
| 20.663.047 | 1,20 | --- | --- | --- | 21/8/2000 | 5/3/2003 | 4764 | KLONATEX SA (CR) | 0,040 | --- | 0,040 | 9/5/2011 | --- | --- | --- | --- | --- | --- | --- | --- | --- | --- | --- | 1.453,75 | 0,040 | 0,040 | 3763 |
| 17.544.600 | 0,600 | --- | --- | --- | 3/7/2000 | 1/8/2000 | 4868 | KOYMBAS SYNERGY GROUP (CR) | 0,132 | --- | 0,132 | 29/3/2012 | --- | --- | --- | --- | --- | --- | --- | --- | --- | --- | --- | 2.315,89 | 0,132 | 0,132 | 8775 |
| 15.015.000 | 1,60 | --- | --- | --- | 1/7/2002 | 2/2/2000 | 4603 | MAXIM C.M. PERTSINIDIS SA (CB) | 0,100 | --- | 0,100 | 30/11/2009 | --- | --- | --- | --- | --- | --- | --- | --- | --- | --- | --- | 1.501,50 | 0,100 | 0,100 | 3763 |
| 66.937.526 | 0,700 | --- | --- | --- | 13/8/2010 | 21/5/2003 | 5003 | MICHANIKI SA (CR) | 0,100 | --- | 0,100 | 29/8/2013 | --- | --- | --- | --- | --- | --- | --- | --- | --- | --- | --- | 9.186,78 | 0,085 | 0,370 | 2357 |
| 25.968.987 | 0,700 | --- | --- | --- | 13/8/2010 | 21/5/2003 | 5004 | MICHANIKI SA (PR) | 0,096 | --- | 0,096 | 29/8/2013 | --- | --- | --- | --- | --- | --- | --- | --- | --- | --- | --- | 9.186,78 | 0,065 | 0,268 | 2357 |
| 13.555.100 | 1,00 | --- | --- | --- | --- | 8/7/2005 | 4576 | MICROLAND COMPUTERS SA (CR) | 0,640 | --- | 0,640 | 14/7/2009 | --- | --- | --- | --- | --- | --- | --- | --- | --- | --- | --- | 8.675,26 | 0,640 | 0,640 | 5379 |
| 23.463.874 | 0,800 | --- | --- | --- | 23/5/2003 | 21/12/1999 | 4918 | NEORION SA (CR) | 0,125 | --- | 0,125 | 28/8/2012 | --- | --- | --- | --- | --- | --- | --- | --- | --- | --- | --- | 2.932,98 | 0,125 | 0,125 | 2753 |
| 42.501.273 | 0,300 | --- | --- | --- | 26/6/2007 | 10/8/2009 | 4993 | NUTRIART (CR) | 0,049 | --- | 0,049 | 21/6/2013 | --- | --- | --- | --- | --- | --- | --- | --- | --- | --- | --- | 2.082,56 | 0,038 | 0,114 | 3577 |
| 25.583.146 | 0,300 | --- | --- | --- | 25/6/2001 | 3/12/2008 | 4723 | PETZETAKIS SA (CR) | 0,260 | --- | 0,260 | 28/1/2011 | --- | --- | --- | --- | --- | --- | --- | --- | --- | --- | --- | 6.651,62 | 0,260 | 0,260 | 1357 |
| 9.550.386 | 0,500 | --- | --- | --- | 1/7/1997 | 12/6/2008 | 4626 | PRAXITELIO SA (CR) | 0,390 | --- | 0,390 | 11/3/2010 | --- | --- | --- | --- | --- | --- | --- | --- | --- | --- | --- | 4.430,09 | 0,390 | 0,390 | 4533 |
| 1.306.368 | 0,500 | --- | --- | --- | 1/7/1997 | 12/6/2008 | 4627 | PRAXITELIO SA (PR) | 0,540 | --- | 0,540 | 15/12/2009 | --- | --- | --- | --- | --- | --- | --- | --- | --- | --- | --- | 4.430,09 | 0,540 | 0,540 | 4533 |
| 62.683.822 | 0,300 | --- | --- | --- | 27/5/2008 | 9/1/2006 | 4830 | PROTON BANK S.A. (CR) | 0,180 | --- | 0,180 | 7/10/2011 | --- | --- | --- | --- | --- | --- | --- | --- | --- | --- | --- | 11.283,09 | 0,180 | 0,180 | 8355 |

| Number of Outstanding Securities | Nominal Value | Dividends [1] 2010 2011 2012 | Date of Last Coupon Dividend [2] Right | Note | Shares | Closing price | % change | Previous closing price/date | Open price | Price min | Price max | Last price | Avg price | Last Bid [7] | Last Ask [7] | P/E after | Year | Volume | Trades | Transactions Value | Company Mkt Value (thou. €) | Year low | Year high | Sector [4] | |
|----------------------------------|---------------|---------------------------------|---|------|------------|---------------|----------|--------------------------------|------------|-----------|-----------|------------|-----------|--------------|--------------|-----------|------|--------|--------|--------------------|-----------------------------|-----------|-----------|------------|------|
| Under Suspension | | | | | | | | | | | | | | | | | | | | | | | | | |
| 23.059.688 | 0,660 | --- | --- | --- | 3/7/2008 | 6/8/2004 | 4864 | RIDENCO SA (CR) | 0,032 | --- | 0,032 | 30/3/2012 | --- | --- | --- | --- | --- | --- | --- | --- | --- | 737,91 | 0,032 | 0,032 | 3765 |
| 51.083.993 | 1,00 | --- | --- | --- | 15/7/2008 | 6/8/2003 | 4867 | SANYO HELLAS HOLD. (CR) | 0,020 | --- | 0,020 | 30/3/2012 | --- | --- | --- | --- | --- | --- | --- | --- | --- | 1.021,68 | 0,020 | 0,020 | 3722 |
| 51.334.286 | 0,320 | --- | --- | --- | 3/7/2000 | 18/12/2007 | 4548 | SAOS (CR) | 0,780 | --- | 0,780 | 27/3/2009 | --- | --- | --- | --- | --- | --- | --- | --- | --- | 40.040,74 | 0,780 | 0,780 | 2773 |
| 26.408.040 | 0,300 | --- | --- | --- | 1/7/1997 | 26/5/1999 | 4464 | SHEET STEEL SA (CR) | 0,120 | --- | 0,120 | 28/11/2008 | --- | --- | --- | --- | --- | --- | --- | --- | --- | 3.168,96 | 0,120 | 0,120 | 1757 |
| 26.262.660 | 0,900 | --- | --- | --- | 1/7/2008 | 24/2/2011 | 4954 | SPRIDER STORES (CR) | 0,031 | --- | 0,031 | 28/3/2013 | --- | --- | --- | --- | --- | --- | --- | --- | --- | 814,14 | 0,025 | 0,055 | 5371 |
| 144.688.060 | 0,600 | --- | --- | --- | 21/4/2008 | 10/3/2010 | 4982 | T BANK (CR) | 0,048 | --- | 0,048 | 30/11/2011 | --- | --- | --- | --- | --- | --- | --- | --- | --- | 6.945,03 | 0,048 | 0,048 | 8355 |
| 6.523.780 | 0,530 | --- | --- | --- | 1/7/2002 | 6/3/2001 | 4971 | TECHNICAL PUBLICATIONS SA (CR) | 0,006 | --- | 0,006 | 29/5/2013 | --- | --- | --- | --- | --- | --- | --- | --- | --- | 39,14 | 0,006 | 0,347 | 5557 |
| 13.920.000 | 0,320 | --- | --- | --- | 19/11/2001 | 1/8/2000 | 4726 | TEXAPRET SA (CR) | 0,080 | --- | 0,080 | 23/2/2011 | --- | --- | --- | --- | --- | --- | --- | --- | --- | 1.113,60 | 0,080 | 0,080 | 3763 |
| 284.465.964 | 3,70 | --- | --- | --- | 20/6/2008 | 15/6/2009 | 4913 | TT HELLENIC POSTBANK (CR) | 0,168 | --- | 0,168 | 30/8/2012 | --- | --- | --- | --- | --- | --- | --- | --- | --- | 47.790,28 | 0,168 | 0,168 | 8355 |
| 89.616.200 | 0,300 | --- | --- | --- | 21/8/2000 | 28/6/2007 | 4616 | UNITED TEXTILES (CR) | 0,050 | --- | 0,050 | 25/2/2010 | --- | --- | --- | --- | --- | --- | --- | --- | --- | 4.480,81 | 0,050 | 0,050 | 3763 |
| 71.683.906 | 0,400 | --- | --- | --- | 15/6/2005 | 5/2/2008 | 4953 | XATZIOANNOU (CR) | 0,026 | --- | 0,026 | 28/3/2013 | --- | --- | --- | --- | --- | --- | --- | --- | --- | 1.863,78 | 0,020 | 0,085 | 3763 |

Shares' Notes

| Code | Note text |
|------|---|
| () | - Adjusted dividends. |
| * | - Last adjusted closing price. |
| [1] | - Net dividends. |
| [2] | - The "Date of Last Coupon" for New listings refers to the date company's stocks started to trade in Athex |
| [3] | - The Company Market Value is referred to the number of outstanding shares |
| [4] | - Sectors codification can be found in Appendix A |
| [5] | - The Market Value refers to the total number of shares listed (including their several classes) in the exchange by the company. |
| [6] | - P/E greater than 100 |
| [7] | - Last view of the Order Book before the end of the trading session |
| 4446 | - Transfer to the "Under Supervision" Category as of 20/10/2008. |
| 4447 | - Transfer to the "Under Supervision" Category as of 21/10/2008. |
| 4464 | - Suspension of trading as of 1/12/2008. |
| 4548 | - Suspension of trading as of 1/4/2009. |
| 4554 | - Transfer to the "Under Supervision" Category as of 6/4/2009. |
| 4559 | - Transfer to the "Under Supervision" Category as of 21/4/2009. |
| 4576 | - Suspension of trading as of 14/7/2009. |
| 4603 | - Suspension of trading as of 1/12/2009. |
| 4616 | - Suspension of trading as of 25/2/2010. |
| 4626 | - Suspension of trading as of 1/4/2010. |
| 4627 | - Suspension of trading as of 1/4/2010. |
| 4628 | - Suspension of trading as of 1/4/2010. |
| 4629 | - Transfer to the Under Supervision Category as of 12/4/2010. |
| 4630 | - Transfer to the Under Supervision Category as of 12/4/2010. |
| 4651 | - Suspension of trading as of 1/6/2010. |
| 4652 | - Suspension of trading as of 1/6/2010. |
| 4690 | - Transfer to Surveillance category as of 4/4/2006. |
| 4702 | - Suspension of trading as of 1/12/2010. |
| 4723 | - Suspension of trading as of 31/1/2011. |
| 4726 | - Suspension of trading as of 1/3/2011. |
| 4750 | - Transfer to the "Under Surveillance Category" from 8/4/2011. |
| 4764 | - Suspension of trading as of 20/5/2011. |
| 4765 | - Suspension of trading as of 20/5/2011. |
| 4795 | - The final gross (pre-tax) dividend is € 0.30 per share and subject to withholding tax on the full dividend amount, i.e. 0,45 per share, for those shareholders liable to withholding tax, in accordance with the applicable tax law provisions. |
| 4808 | - Suspension of trading as of 6/9/2011. |
| 4814 | - Transfer to the Low Dispersion Category as of 30/5/2011. |
| 4815 | - Transfer to the Low Dispersion Category as of 30/5/2011. |
| 4816 | - Transfer to the Low Dispersion Category as of 30/5/2011. |
| 4817 | - Transfer to the Low Dispersion Category as of 30/5/2011. |
| 4820 | - Transfer to the Low Dispersion category as of 18/4/2008. |
| 4822 | - Transfer to the Low Dispersion category as of 30/5/2011. |
| 4823 | - Transfer to the Low Dispersion category as of 4/4/2006. |
| 4824 | - Transfer to the Low Dispersion category as of 18/4/2008. |
| 4825 | - Transfer to the Low Dispersion category as of 8/4/2011. |
| 4827 | - Transfer to the Low Dispersion category as of 5/5/2010. |
| 4828 | - Transfer to the Low Dispersion category as of 4/4/2006. |
| 4830 | - Suspension of trading as of 10/10/2011. |
| 4833 | - Transfer to Surveillance category from 6/5/2010. |
| 4844 | - Transfer to the Surveillance category from 8/4/2011. |
| 4845 | - Transfer to the Surveillance Category as of 25/11/2011. |
| 4846 | - Transfer to the Surveillance Category as of 25/11/2011. |
| 4847 | - Transfer to the Surveillance Category as of 3/7/2009. |

Shares' Notes

| Code | Note text |
|------|---|
| 4848 | - Suspension of trading as of 6/12/2011. |
| 4854 | - Transfer to the Surveillance Category as of 29/12/2011. |
| 4855 | - Transfer to the Surveillance Category as of 29/12/2011. |
| 4856 | - Transfer to the Surveillance Category as of 29/12/2011. |
| 4860 | - Suspension of trading as of 30/3/2012. |
| 4864 | - Suspension of trading as of 30/3/2012. |
| 4865 | - Suspension of trading as of 2/4/2012. |
| 4867 | - Suspension of trading as of 2/4/2012. |
| 4868 | - Suspension of trading as of 2/4/2012. |
| 4869 | - Suspension of trading as of 2/4/2012. |
| 4875 | - Suspension of trading as of 2/4/2012. |
| 4876 | - Suspension of trading as of 3/4/2012. |
| 4879 | - Transfer to the Surveillance Category as of 10/4/2012. |
| 4880 | - Transfer to the Surveillance Category as of 10/4/2012. |
| 4881 | - Transfer to the Surveillance Category as of 10/4/2012. |
| 4882 | - Transfer to the Surveillance Category as of 10/4/2012. |
| 4884 | - Transfer to the Surveillance Category as of 10/4/2012. |
| 4885 | - Transfer to the Surveillance Category as of 10/4/2012. |
| 4886 | - Transfer to the Surveillance Category as of 10/4/2012. |
| 4887 | - Transfer to the Surveillance Category as of 10/4/2012. |
| 4888 | - Transfer to the Surveillance Category as of 10/4/2012. |
| 4893 | - Transfer to the Low Dispersion category as of 28/5/2012. |
| 4894 | - Transfer to the Low Dispersion category as of 28/5/2012. |
| 4911 | - Lift of suspension from 30/7/2012. |
| 4912 | - Transfer to the Surveillance Category as of 31/7/2012. |
| 4913 | - Suspension of trading as of 30/8/2012. |
| 4914 | - Suspension of trading as of 31/8/2012. |
| 4918 | - Suspension of trading as of 31/8/2012. |
| 4920 | - Suspension of trading as of 31/8/2012. |
| 4921 | - Suspension of trading as of 31/8/2012. |
| 4929 | - Suspension of trading as of 1/10/2012. |
| 4937 | - Transfer to the UNDER DELETION category as of 30/11/2012. |
| 4938 | - Transfer to the UNDER DELETION category as of 30/11/2012. |
| 4939 | - Suspension of trading as of 30/11/2012. |
| 4941 | - Transfer to the Low Dispersion category as of 3/12/2012. |
| 4944 | - Transfer to the Surveillance Category as of 7/12/2012. |
| 4951 | - Suspension of trading as of 19/3/2013. |
| 4953 | - Suspension of trading as of 2/4/2013. |
| 4954 | - Suspension of trading as of 2/4/2013. |
| 4955 | - Transfer to the Surveillance Category as from 5/4/2013. |
| 4956 | - Transfer to the Surveillance Category as from 5/4/2013. |
| 4957 | - Transfer to the Surveillance Category as from 5/4/2013. |
| 4958 | - Transfer to the Surveillance Category as from 5/4/2013. |
| 4959 | - Transfer to the Surveillance Category as from 5/4/2013. |
| 4960 | - Transfer to the Surveillance Category as from 5/4/2013. |
| 4961 | - Transfer to the Surveillance Category as from 5/4/2013. |
| 4962 | - Transfer to the Surveillance Category as from 5/4/2013. |
| 4963 | - Transfer to the Under Deletion Category as from 5/4/2013. |
| 4971 | - Suspension of trading as of 3/6/2013. |
| 4977 | - Transfer to the "Under Surveillance Category" from 11/6/2013. |
| 4978 | - Transfer to the Under Supervision Category as of 11/6/2013. |
| 4982 | - Suspension of trading as of 1/12/2011. |
| 4983 | - Transfer to the Surveillance Category as of 5/4/2013. |

Shares' Notes

| Code | Note text |
|------|--|
| 4985 | - Transfer to the "Under Surveillance Category" from 8/4/2011. |
| 4986 | - Transfer to the Low Dispersion category as of 30/5/2011. |
| 4988 | - As of June 7, 2013, the name of the company "DUTY FREE SHOPS A CORPORATION OPERATING DFS AND LARGE AND SMALL SCALE INDUSTRIAL OPERATIONS, TECHNIC" on ATHEX changes to "FOLLI FOLLIE S.A.". |
| 4993 | - Suspension of trading as of 21/6/2013 (15:18). |
| 4997 | - Transfer to the Under Supervision Category as of 21/12/2009. - The 6,870,053 new (CB) shares, resulting from the recent share capital increase through a rights issue, are not yet admitted to trading on the ATHEX. |
| 4998 | - Suspension of trading as of 26/7/2013. |
| 5002 | - Suspension of trading as of 30/08/2013. |
| 5003 | - Suspension of trading as of 30/08/2013. |
| 5004 | - Suspension of trading as of 30/08/2013. |
| 5006 | - Transfer to the Surveillance Category as of 3/9/2013. |
| 5007 | - Transfer to the Surveillance category, as of 11/10/2013. |
| 5008 | - Transfer to the Surveillance Category from 8/4/2011. |
| 5009 | - Shares' reverse split in progress. Temporary suspension of trading: 16/10/2013. Start date of trading of the 12,120,000 (CR) shares, with adjusted opening share price of ... is set at 22/10/2013. |

Securities Blocks Details

| Securities | Block Volume | Price | Block Trade Value | Time of approval | Note |
|-------------------------|--------------|-------|-------------------|------------------|------|
| OTE (CR) | 50.000 | 9,16 | 457.750,00 | 10:43:32 | 20 |
| ALPHA BANK (W) | 770.000 | 1,50 | 1.155.000,00 | 10:45:48 | 20 |
| OTE (CR) | 150.000 | 9,18 | 1.377.000,00 | 10:45:49 | 20 |
| HELLENIC PETROLEUM (CR) | 50.000 | 9,50 | 475.000,00 | 11:35:03 | 20 |
| PIRAEUS BANK (CR) | 478.280 | 1,70 | 813.076,00 | 15:09:54 | 20 |
| OTE (CR) | 100.000 | 9,39 | 939.000,00 | 15:25:20 | 20 |
| PIRAEUS BANK (W) | 475.166 | 0,974 | 462.811,68 | 15:32:54 | 20 |
| NATIONAL BANK (CR) | 100.000 | 4,29 | 429.000,00 | 15:42:40 | 20 |
| PIRAEUS BANK (W) | 994.833 | 0,975 | 969.962,18 | 15:46:44 | 20 |
| PIRAEUS BANK (CR) | 285.720 | 1,70 | 485.724,00 | 15:47:53 | 20 |
| PIRAEUS BANK (CR) | 3.000.000 | 1,70 | 5.100.000,00 | 16:15:25 | 20 |
| OTE (CR) | 38.000 | 9,48 | 360.240,00 | 16:28:27 | 20 |
| PIRAEUS BANK (CR) | 10.000.000 | 1,69 | 16.900.000,00 | 16:48:02 | 20 |

Blocks Notes

| | |
|---|-------------------------------|
| 2 - SPOT 1 or SPOT 2 Packet | 11 - Total Assets > 500 bil |
| 3 - Block with Short Selling | 12 - Sell Offer through Athex |
| 4 - Buy to Close Block | 13 - Forced Sale of NMOE |
| 6 - Simultaneous Constitution | 14 - Restoration Packet |
| 7 - Repurchase Agreement | 15 - Market Maker Packet |
| 8 - Dispersion's Achievement (Not Listed) | 16 - Short Selling |
| 9 - Dispersion's Achievement (Listed) | 18 - SPOT 1 Packet |
| 10 - Share Capital Majority of Greek State (> 50 bil) | 20 - Method 6-1 Packet |

Shares Rights Details

| Occured date | Exercise from | Exercise until | Trading until | Rights | Price min | Price max | Closing price | Last Bid | Last Ask | Volume | Trades | Transactions Value |
|--------------|---------------|----------------|---------------|--------|-----------|-----------|---------------|----------|----------|--------|--------|--------------------|
|--------------|---------------|----------------|---------------|--------|-----------|-----------|---------------|----------|----------|--------|--------|--------------------|

No Rights Transactions.

Stock Borrowing

| Securities | Stock Borrowing through Helex (volume) | Stock Borrowing through OTC (volume) [1] | Totals [2] |
|-------------------------------|--|--|------------|
| ALAPIS (CR) | --- | 6.250 | 6.250 |
| ALPHA BANK (CR) | 8.738.500 | 4.784.335 | 13.522.835 |
| ATE (CR) | --- | 69.000 | 69.000 |
| BANK OF CYPRUS (CR) | --- | 102.899 | 102.899 |
| CC HBC AG (CR) | 20.800 | 110.941 | 131.741 |
| ELLAKTOR (CR) | 7.500 | --- | 7.500 |
| EUROBANK ERGASIAS (CR) | 54.500 | 68.406 | 122.906 |
| EUROBANK PROPERTIES REIC (CR) | 4.000 | 22.015 | 26.015 |
| EYDAP S.A. (CR) | 5.200 | --- | 5.200 |
| FOLLI FOLLIE (CR) | 3.000 | --- | 3.000 |
| HELLENIC EXCHANGES (CR) | 12.000 | 975 | 12.975 |
| HELLENIC PETROLEUM (CR) | 24.600 | 248 | 24.848 |
| INTRALOT (CR) | 1.000 | --- | 1.000 |
| JUMBO SA (CR) | 13.400 | 3.500 | 16.900 |
| LAMDA DEVELOPMENT SA (CR) | 2.000 | 10.377 | 12.377 |
| MARFIN INVESTMENT GROUP (CR) | --- | 733.474 | 733.474 |
| METKA (CR) | 1.900 | --- | 1.900 |
| MOTOR OIL (CR) | 1.700 | --- | 1.700 |
| NATIONAL BANK (CR) | 612.400 | 924.519 | 1.536.919 |
| NBGAM ETF | 10.000 | --- | 10.000 |
| NBGAM ETF GREECE & TURKEY 30 | 3.500 | --- | 3.500 |
| OPAP (CR) | 61.700 | 193.202 | 254.902 |
| OTE (CR) | 196.200 | 357.538 | 553.738 |
| PIRAEUS BANK (CR) | 23.200 | 266.976 | 290.176 |
| PPC (CR) | 114.400 | --- | 114.400 |
| TERNA ENERGY (CR) | 600 | --- | 600 |
| TITAN CEMENT (CR) | 8.500 | 55.377 | 63.877 |
| VIOHALCO (CB) | 11.400 | --- | 11.400 |

Stock Borrowing Notes

[1] - The information concerning OTC Stock Borrowing Transactions is based on the statements of the Dematerialised Securities System (DSS) operators involved and refers to volumes that have been cleared and registered up until the previous working day.

Shares Forced Sales

| Securities | Transaction s Volume | Number of Trades | Transactions Value | Note |
|--------------------------------|-------------------------|---------------------|-----------------------|------|
| No Forced Transactions. | | | | |

Forced Sales Notes

- 1 - Normal Forced Sale.
- 2 - Forced Sales of Fixed Registered Shares.
- 3 - Forced Sales of Remaining Stock Fractions.

Forced Sales Registered Shares

| Securities | Start Date | End Date | Initial Volume | Remaining Volume | Date | Avg price (day) | Avg price (period) | Number of Trades | Transactions Volume | Transactions Value |
|------------|------------|----------|----------------|------------------|------|-----------------|--------------------|------------------|---------------------|--------------------|
|------------|------------|----------|----------------|------------------|------|-----------------|--------------------|------------------|---------------------|--------------------|

No Fixed Registered Shares Forced Sales.

Forced Sales Notes

According to Decision 1/380/04.05.2008 of the Hellenic Republic Capital Market Commission, the certificated registered shares that have not been deposited to the issuer for dematerialisation, will be auctioned in the Athens Exchange by the supervising issuer. Forced sales procedure is held according to Article 99A of the Athens Exchange Rulebook. The average price of the period is calculated by dividing the Total transactions value by the Total volume and includes all the transactions made until the current date.

Exchange Traded Funds (ETFs) Characteristics

| | Transactions Date (T) | Creation / Redemption | Units (T-1) | New Units (T-1) | Redemption Units (T-1) | Units (T) [1] | Fund Assets [2] | Net Unit Price | Dividend per | Dividend Date |
|--------------------------------|-----------------------|-----------------------|-------------|-----------------|------------------------|---------------|-----------------|----------------|--------------|---------------|
| NBGAM ETF Γ Δ Χ.Α. | 21/10/2013 | 25.000 | 294.878 | --- | --- | 294.878 | 3.805.849,00 | 12,9065 | --- | 27/10/2011 |
| ALPHA ETF FTSE Athex Large Cap | 21/10/2013 | 50.000 | 5.848.618 | --- | --- | 5.848.618 | 22.575.870,00 | 3,8600 | 0,05 | 1/7/2013 |
| NBGAM ETF GREECE & TURKEY 30 | 21/10/2013 | 25.000 | 388.550 | --- | --- | 388.550 | 3.198.622,00 | 8,2322 | --- | 27/10/2011 |

ETFs Notes

[1] - Units (T) = Units (T-1) + New Units (T-1) - Redemption Units (T-1)

[2] - The Creation / Redemption Units of T-1 are included.

Corporate Bonds

| Num Listed Bonds | Nominal price | Issue price | Today's Rate | Exp. Date | Duration (years) | Note | Coupon attached | | Trading | Corporate Bonds | Price min | Price max | Closing price | Previous closing price/date | Volume | Transactions Value | Last order | | ear min | Year max | | |
|------------------|---------------|-------------|--------------|-----------|------------------|------|-----------------|-----------|---------|--|-----------|-----------|---------------|-----------------------------|------------|--------------------|------------|------------|----------|------------|---------|---------|
| | | | | | | | Common | Preferred | | | | | | | | | Price | Buy / Sell | | | Date | |
| 39.711.653 | 1,00 | 1,00 | 6,00 | 30/6/2016 | 5 | 4786 | 5 | --- | 1 | BANK OF CYPRUS PUBLIC CO. LTD (Convert. to CR sh.) | --- | --- | --- | --- | --- | 10,0000 | B | 13/3/2013 | 100,0000 | 100,0000 | | |
| 428.521.983 | 1,00 | 1,00 | 6,50 | 30/6/2016 | 5 | 4785 | 5 | --- | 1 | BANK OF CYPRUS PUBLIC CO. LTD (Convert. to CR sh.) | --- | --- | --- | 20,5000 | 14/3/2013 | --- | --- | 21,0000 | B | 15/3/2013 | 19,5000 | 30,0000 |
| 4.150.176 | 4,77 | 4,77 | 5,00 | 19/3/2015 | 5 | --- | 15 | --- | 1 | MARFIN INVESTMENT GROUP S.A. (Conver to CR shar) | --- | --- | --- | 60,0000 | 20/9/2013 | --- | --- | 20,0000 | B | 21/10/2013 | 0,5000 | 70,0000 |
| 73.088.145 | 1,00 | 1,00 | 5,50 | 30/6/2014 | 5 | 4574 | 9 | --- | 1 | BANK OF CYPRUS PUBLIC CO. LTD (Convert. to CR sh.) | --- | --- | --- | 20,0000 | 8/3/2013 | --- | --- | 21,5000 | B | 15/3/2013 | 20,0000 | 26,0000 |
| 1.794.284 | 12,49 | 9,77 | 5,80 | 12/7/2015 | 8 | --- | 13 | --- | 1 | NIREUS S.A. (Convertible to CR shares) | --- | --- | --- | 12,0000 | 26/7/2013 | --- | --- | 30,0001 | B | 21/10/2013 | 11,0000 | 15,0000 |
| 27.283.632 | 1,00 | 1,00 | 1,32 | 30/6/2018 | 10 | --- | 11 | --- | 1 | BANK OF CYPRUS PUBLIC CO. LTD (Convert. to CR sh.) | --- | --- | --- | 33,0000 | 13/12/2012 | --- | --- | 35,0000 | B | 15/3/2013 | 33,0000 | 33,0000 |
| 212.849.265 | 1,00 | 1,00 | 6,30 | 29/7/2020 | 7 | --- | 1 | --- | 1 | MARFIN INVESTMENT GROUP S.A. SERIES B (BOND) | --- | --- | --- | 0,8500 | 23/8/2013 | --- | --- | 0,8200 | B | 21/10/2013 | 0,8500 | 0,8500 |
| 2.156.827 | 1,00 | 1,00 | 7,00 | 29/7/2019 | 6 | --- | 1 | --- | 1 | MARFIN INVESTMENT GROUP S.A. SERIES A (BOND) | --- | --- | --- | 1,0000 | 23/8/2013 | --- | --- | 0,9500 | B | 21/10/2013 | 1,0000 | 1,0000 |

4574 - The bonds are of indefinite duration.

4785 - The bonds are of indefinite duration.

4786 - The bonds are of indefinite duration. The Bond's par value, issue price and trading prices are expressed in USA Dollars, whereas its Transactions Value is expressed in Euros.

Corporate Bonds Notes

Transactions Volume = (Pieces) * (Nominal Price). Transactions Value = (Pieces) * (Nominal Price) * (price %) + (Accrued interest).

The price of a Bond is stated as a percentage (%) of Bond's Nominal Price.

Nominal Price in Euros (€), except if it is noted differently.

Government Bonds

| Number Listed Bonds | Nominal price | Today's Rate | Accrued Interest Calc | Exp. Date [1] | Duration (years) | Note | Coupons Date | Curr. coupon value | Trading Unit | Government Bonds | Price min | Price max | Closing price | Previous closing price/date | Volume | Transactions Value | Price | Last order Buy / Sell | Date |
|---------------------|---------------|--------------|-----------------------|---------------|------------------|------|---------------|--------------------|--------------|----------------------------------|-----------|-----------|---------------|-----------------------------|--------|--------------------|-------|-----------------------|------|
| 2.658.781.973 | 1,00 | 4,30 | Actual/Actual | 24/2/2023 | 11 | --- | 24/02 | 4,30 | 1 | GGB-FXD-240223-11Y-2.000-1.00 | --- | --- | --- | --- | --- | --- | --- | --- | --- |
| 2.658.781.973 | 1,00 | 4,30 | Actual/Actual | 24/2/2024 | 12 | --- | 24/02 | 4,30 | 1 | GGB-FXD-240224-12Y-2.000-1.00 | --- | --- | --- | --- | --- | --- | --- | --- | --- |
| 2.658.781.973 | 1,00 | 4,30 | Actual/Actual | 24/2/2025 | 13 | --- | 24/02 | 4,30 | 1 | GGB-FXD-240225-13Y-2.000-1.00 | --- | --- | --- | --- | --- | --- | --- | --- | --- |
| 2.658.781.973 | 1,00 | 4,30 | Actual/Actual | 24/2/2026 | 14 | --- | 24/02 | 4,30 | 1 | GGB-FXD-240226-14Y-2.000-1.00 | --- | --- | --- | --- | --- | --- | --- | --- | --- |
| 2.658.781.973 | 1,00 | 4,30 | Actual/Actual | 24/2/2027 | 15 | --- | 24/02 | 4,30 | 1 | GGB-FXD-240227-15Y-2.000-1.00 | --- | --- | --- | --- | --- | --- | --- | --- | --- |
| 2.836.034.104 | 1,00 | 4,30 | Actual/Actual | 24/2/2028 | 16 | --- | 24/02 | 4,30 | 1 | GGB-FXD-240228-16Y-2.000-1.00 | --- | --- | --- | --- | --- | --- | --- | --- | --- |
| 2.836.034.104 | 1,00 | 4,30 | Actual/Actual | 24/2/2029 | 17 | --- | 24/02 | 4,30 | 1 | GGB-FXD-240229-17Y-2.000-1.00 | --- | --- | --- | --- | --- | --- | --- | --- | --- |
| 2.836.034.104 | 1,00 | 4,30 | Actual/Actual | 24/2/2030 | 18 | --- | 24/02 | 4,30 | 1 | GGB-FXD-240230-18Y-2.000-1.00 | --- | --- | --- | --- | --- | --- | --- | --- | --- |
| 2.836.034.104 | 1,00 | 4,30 | Actual/Actual | 24/2/2031 | 19 | --- | 24/02 | 4,30 | 1 | GGB-FXD-240231-19Y-2.000-1.00 | --- | --- | --- | --- | --- | --- | --- | --- | --- |
| 2.836.034.104 | 1,00 | 4,30 | Actual/Actual | 24/2/2032 | 20 | --- | 24/02 | 4,30 | 1 | GGB-FXD-240232-20Y-2.000-1.00 | --- | --- | --- | --- | --- | --- | --- | --- | --- |
| 2.836.034.104 | 1,00 | 4,30 | Actual/Actual | 24/2/2033 | 21 | --- | 24/02 | 4,30 | 1 | GGB-FXD-240233-21Y-2.000-1.00 | --- | --- | --- | --- | --- | --- | --- | --- | --- |
| 2.836.034.104 | 1,00 | 4,30 | Actual/Actual | 24/2/2034 | 22 | --- | 24/02 | 4,30 | 1 | GGB-FXD-240234-22Y-2.000-1.00 | --- | --- | --- | --- | --- | --- | --- | --- | --- |
| 2.836.034.104 | 1,00 | 4,30 | Actual/Actual | 24/2/2035 | 23 | --- | 24/02 | 4,30 | 1 | GGB-FXD-240235-23Y-2.000-1.00 | --- | --- | --- | --- | --- | --- | --- | --- | --- |
| 2.836.034.104 | 1,00 | 4,30 | Actual/Actual | 24/2/2036 | 24 | --- | 24/02 | 4,30 | 1 | GGB-FXD-240236-24Y-2.000-1.00 | --- | --- | --- | --- | --- | --- | --- | --- | --- |
| 2.836.034.104 | 1,00 | 4,30 | Actual/Actual | 24/2/2037 | 25 | --- | 24/02 | 4,30 | 1 | GGB-FXD-240237-25Y-2.000-1.00 | --- | --- | --- | --- | --- | --- | --- | --- | --- |
| 2.836.034.104 | 1,00 | 4,30 | Actual/Actual | 24/2/2038 | 26 | --- | 24/02 | 4,30 | 1 | GGB-FXD-240238-26Y-2.000-1.00 | --- | --- | --- | --- | --- | --- | --- | --- | --- |
| 2.836.034.104 | 1,00 | 4,30 | Actual/Actual | 24/2/2039 | 27 | --- | 24/02 | 4,30 | 1 | GGB-FXD-240239-27Y-2.000-1.00 | --- | --- | --- | --- | --- | --- | --- | --- | --- |
| 2.836.034.104 | 1,00 | 4,30 | Actual/Actual | 24/2/2040 | 28 | --- | 24/02 | 4,30 | 1 | GGB-FXD-240240-28Y-2.000-1.00 | --- | --- | --- | --- | --- | --- | --- | --- | --- |
| 2.836.034.104 | 1,00 | 4,30 | Actual/Actual | 24/2/2041 | 29 | --- | 24/02 | 4,30 | 1 | GGB-FXD-240241-29Y-2.000-1.00 | --- | --- | --- | --- | --- | --- | --- | --- | --- |
| 2.836.034.104 | 1,00 | 4,30 | Actual/Actual | 24/2/2042 | 30 | --- | 24/02 | 4,30 | 1 | GGB-FXD-240242-30Y-2.000-1.00 | --- | --- | --- | --- | --- | --- | --- | --- | --- |
| 1.500.000 | 1.000,00 | 0,97 | FLR Actual/360 | 10/8/2014 | 5 | --- | 10/02 - 10/08 | --- | 1 | GGB-FRN-100814-05Y-1.762-1000.00 | --- | --- | --- | --- | --- | --- | --- | --- | --- |
| 5.187.186 | 1.000,00 | 1,60 | FLR Actual/360 | 21/5/2014 | 5 | --- | 21/11 - 21/05 | --- | 1 | GGB-FRN-210514-05Y-2.734-1000.00 | --- | --- | --- | --- | --- | --- | --- | --- | --- |
| 78.300 | 1.000,00 | 1,16 | FLR Actual/360 | 23/7/2014 | 5 | --- | 23/01 - 23/07 | --- | 1 | GGB-FRN-230714-05Y-2.018-1000.00 | --- | --- | --- | --- | --- | --- | --- | --- | --- |

Government Bonds Notes

Transactions Volume = (Pieces) * (Nominal Price). Transactions Value = (Pieces) * (Nominal Price) * (price %) + (Accrued interest).

The Value of current coupon for the issues with NV 0.01 euro refers to NV 100 euros

FLR: Floating Interest Rate.

[1] - The Expiration Date of the interest bearing period and the Date for coupon payment.

| Bonds in Circulation | Currency / Min nominal traded Value | Coupons Payment Date | Current Coupon Value | Note | Coupon Attached | Trading Unit | Issue Date | Duration (years) | Today's Interest | A.I.C in days | Bonds | Last price of previous days | Last Outcry in Cash (euro) Price | Buy / Sell | Date | Trades in Pieces | Life min | Life Max | |
|---|-------------------------------------|----------------------|----------------------|------|-----------------|--------------|------------|------------------|------------------|---------------|-------------------------------|-----------------------------|----------------------------------|------------|------|------------------|----------|----------|------|
| Bonds of International Organizations | | | | | | | | | | | | | | | | | | | |
| 1.000.000 | EUR / 1000 | 21/07 | --- | --- | 8 | 1 | 21/7/2006 | 10 | 5,0 FLR | 360 | EUROPEAN INVESTMENT BANK BOND | 97,50 | 16/4/2007 | --- | --- | --- | --- | --- | |
| Corporate Bonds in Foreign Currency and Euro | | | | | | | | | | | | | | | | | | | |
| 103.746 | GBP / 10 | 01/12 | 0,25 | --- | 54 | 1 | 1/12/1930 | 98 | 2,5 | 360 | National Mortgage Bank | 2,27 | 5/2/1996 | 2,27 | S | 5/2/1996 | --- | 2,27 | 2,27 |
| 0 | GBP / 10 | 01/12 | 0,25 | --- | 56 | 1 | 1/12/1928 | 100 | 2,5 | 360 | National Mortgage Bank | --- | --- | --- | --- | --- | --- | --- | --- |

Government Bonds Notes

A.I.C: Accrued Interest Calculation base.

FLR: Floating Interest Rate.

The minimum tradeable Nominal Value for all Demeterialised Government Titles is 100 Euros.

State Banks Bonds (one year maturity)

| Number Listed Bonds | Nominal value | Initial Rate | Current Rate | Annual Interest | Issue Date | Note | State Banks Bonds | Trading Unit | Yearly Renewals | Last Outcry in Cash (euro) | | Volume |
|---------------------|---------------|--------------|--------------|-----------------|------------|------|-------------------|--------------|-----------------|----------------------------|------------|--------|
| | | | | | | | | | | Price | Buy / Sell | |
| 342.560 | 130,41 | 2,35 | 3,92 | 0,00 | 31/1/2005 | --- | H.I.D.B. | 1 | 9 | 100,00 | B | --- |
| 16.015 | 1.211,71 | 3,65 | 2,47 | 0,00 | 30/11/2006 | --- | H.I.D.B. | 1 | 7 | --- | --- | --- |
| 2.446 | 1.154,00 | 4,90 | 2,47 | 28,96 | 31/5/2008 | --- | H.I.D.B. | 1 | 6 | --- | --- | --- |
| 171.117 | 1.163,28 | 5,50 | 2,47 | 29,19 | 31/5/2008 | --- | H.I.D.B. | 1 | 6 | --- | --- | --- |
| 63.787 | 1.129,20 | 5,45 | 2,47 | 30,88 | 31/8/2008 | --- | H.I.D.B. | 1 | 6 | --- | --- | --- |
| 5.358 | 1.108,96 | 5,45 | 2,47 | 27,83 | 31/10/2008 | --- | H.I.D.B. | 1 | 5 | --- | --- | --- |
| 1.045 | 1.129,74 | 5,50 | 2,47 | 28,35 | 31/10/2008 | --- | H.I.D.B. | 1 | 5 | --- | --- | --- |
| 76.077 | 1.132,45 | 5,75 | 2,47 | 28,42 | 31/10/2008 | --- | H.I.D.B. | 1 | 5 | --- | --- | --- |

Bonds Notes

The annual renewal of H.I.D.B. Bonds is free of taxes (net rate).
For Bonds issue until 31/07/2013 the accrued interest is capitalized.

Athex & ATHEXClear Members List

| Member Name | Stock Market | | | Derivatives Market | | | ATHEXClear Member | | | | | |
|---|----------------------|--------------------|-----|--------------------|---------------|--------------|-------------------|--------------|-------|------------------|-----------------|--------------|
| | Address | Phone | Fax | Market Member | Remote Member | Market Maker | Proprietary | Market Maker | Agent | General Clearing | Direct Clearing | Non Clearing |
| A. SARRIS SECURITIES S.A. | | | | a | | | | | | | | |
| 6, DRAGATSANIOU STR. ATHINA | (210)-3367700 | (210)-3312324 | | | | | | | | | | |
| AGRICULTURAL BANK OF GREECE S.A. | | | | | | | | a | | | a | |
| , 23 PANEPISTIMIOU ATHINA | (210)-3298400 | (210)-3298322 | | | | | | | | | | |
| ALPHA FINANCE INVESTMENT SERVICES S.A. | | | | a | | a | | a | | | a | |
| 5, MERLIN STR. ATHINA | (210)-3677400 | (210)-3311193 | | | | | | | | | | |
| ALPHA BANK A.E. | | | | | | | a | | | a | | |
| 40, STADIOU STR ATHINA | (210)-3265546 | (210)-3265811 | | | | | | | | | | |
| | (210)-3260000 | (210)-3264116 | | | | | | | | | | |
| ARGUS STOCKBROKERS LTD | | | | a | a | | | | | | | |
| 12-14, KENNEDY AVE, S. 303 NICOSIA | (+35722)-22717000 | (+35722)-22717070 | | | | | | | | | | |
| ATHENAIKI BROKERAGE FIRM S.A. | | | | a | | | | | | | | |
| 33, STADIOU STR. ATHINA | (210)-3254764 | (210)-3254767 | | | | | | | | | | |
| ATLANTIC SECURITIES LIMITED | | | | a | a | | | | | | | |
| 37, PRODROMOU STR. NICOSIA | (+35722)-445400 | (+35722)-661914 | | | | | | | | | | |
| ATLAS SECURITIES S.A. | | | | a | | | a | | | | | a |
| 14 - 16, VERVENON STR.& 125 MICHALAKOPOULOU STR. ATHINA | (210)-3363300 | (210)-3238925 | | | | | | | | | | |
| ATTICA BANK S.A. | | | | | | | | | | a | | |
| 54, AKADIMIAS STR. ATHINA | (210)-3390757 | (210)-3646090 | | | | | | | | | | |
| 23, OMIROU STR. ATHINA | (210)-3669000 | (210)-3669410 | | | | | | | | | | |
| AXIA VENTURES GROUP LTD | | | | a | a | | | | | | | |
| 10, G. KRANIDIOTI NICOSIA | +357 22 742000 | +357 22 742001 | | | | | | | | | | |
| AXON SECURITIES S.A. | | | | a | | | a | | | | | a |
| 48, STADIOU ATHINA | (210)-3363800 | (210)-3243903 | | | | | | | | | | |
| BANK OF CYPRUS PUBLIC COMPANY LTD | | | | | | | | | | a | | |
| , 51, STASINOU (AG. PARASKEVI, STROVOLOS) NICOSIA | (0035722)-121883 | (0035722)-336258 | | | | | | | | | | |
| 170, ALEXANDRAS AVE ATHINA | (210)-6477708 | (210)-6477709 | | | | | | | | | | |
| BETA SECURITIES S.A. | | | | a | | a | a | a | | | a | |
| , BRAILA & 29 ALEXANDRAS AVE ATHINA | (210)-6478900 | (210)-6410139 | | | | | | | | | | |
| BNP PARIBAS SECURITIES SERVICES | | | | | | | | | | a | | |
| 94, VAS. SOFIAS AVE ATHINA | (210)-7468500 | (210)-7468579 | | | | | | | | | | |
| CAPITAL SECURITIES S.A. | | | | a | | | a | | | | | a |
| 58, MITROPOLEOS STR. ATHINA | (210)-3369700 | (210)-3369820 | | | | | | | | | | |
| CFS SECURITIES & INVESTMENT SERVICES S.A. | | | | a | | a | | | a | | a | |
| 3, STADIOU STR. ATHINA | (210)-3360800 | (210)-3311854 | | | | | | | | | | |
| CITIGROUP GLOBAL MARKET LTD | | | | a | a | | | | | | | |
| , CITIGROUP CENTRE, CANADA SQUARE, CANARY WHART LONDON | 002079864000 | 002079862266 | | | | | | | | | | |
| CO-OPERATIVE CENTRAL BANK LTD | | | | a | a | | | | | | | |
| 8, GRIGORI AFXENTIOU STR. NICOSIA | (+35722)-743300 | (+35722)-672083 | | | | | | | | | | |
| CREDIT AGRICOLE CHEUVREUX S.A. | | | | a | a | | | | | | | |
| , 9 QUAI PAUL DOUMER PARIS | 33 (0) 1 41 89 70 00 | | | | | | | | | | | |
| CREDIT SUISSE SECURITIES (EUROPE) LIMITED | | | | a | a | | | | | | | |
| , ONE CABOT SQUARE LONDON | +44 20 7888 8888 | +44 20 7888 1600 | | | | | | | | | | |
| CYCLOS SECURITIES S.A. | | | | a | | a | a | | | | a | |
| 39, PANEPISTIMIOU STR. ATHINA | (210)-3364300 | (210)-3239122 | | | | | | | | | | |
| D.A. TSEKOURAS SEC. S.A. | | | | a | | | | | | | | |
| 3, PESMAZOGLOU STR. ATHINA | (210)-3214406 | (210)-3211997 | | | | | | | | | | |
| DEUTSCHE BANK A.G. | | | | a | a | | | | | | | |
| 70, THEODOR-HEUSS-ALLEE FRANKFURT | 0049 69 910 00 | 0049 69 910 34 225 | | | | | | | | | | |
| DYNAMIC SECURITIES | | | | a | | | | | a | | a | |
| 6 - 10, CHAR. TRIKOUPH STR. ATHINA | (210)-3677700 | (210)-3677777 | | | | | | | | | | |
| EL. PETROPOULAKIS SECURITIES S.A. | | | | a | | | | | a | | | a |
| 9, ARISTIDOU STR. ATHINA | (210)-3213928 | (210)-3216810 | | | | | | | | | | |
| EUROBANK EQUITIES S.A. | | | | a | | a | | a | | | a | |
| 10, FILELLINON STR. ATHINA | (210)-3720000 | (210)-3720001 | | | | | | | | | | |
| EUROBANK ERGASIAS S.A. | | | | | | | | | | a | | |
| 8, OTHONOS STR. ATHINA | (210)-3337000 | (210)-3233866 | | | | | | | | | | |
| | (210)-3337969 | (210)-3245916 | | | | | | | | | | |
| EUROCORP SECURITIES S.A. | | | | a | | | a | | | | a | |
| 14, FILIKIS ETAIRIAS SQ. ATHINA | (210)-7263500 | (210)-7263666 | | | | | | | | | | |
| EUROTRUST BROKERAGE S.A. | | | | a | | | | | | | | |
| 13-15, SOPHOCLEOUS STR. ATHINA | (210)-3363100 | (210)-3238334 | | | | | | | | | | |

Athex & ATHEXClear Members List

| Member Name | Stock Market | | | Derivatives Market | | | ATHEXClear Member | | | | | |
|--|------------------|------------------|-----|--------------------|---------------|--------------|-------------------|--------------|-------|------------------|-----------------|--------------|
| | Address | Phone | Fax | Market Member | Remote Member | Market Maker | Proprietary | Market Maker | Agent | General Clearing | Direct Clearing | Non Clearing |
| EUROXX SECURITIES S.A. | | | | a | | | a | | | | a | |
| 7, PALAIOLOGOU STR. CHALANDRI | (210)-6879400 | (210)-6879401 | | | | | | | | | | |
| G.A. PERVANAS SECURITIES & INVESTMENT SERVICES CO S.A. | | | | a | | | a | | | | | a |
| 7 - 9, SOPHOCLEOUS STR. ATHINA | (210)-3251875 | (210)-3210291 | | | | | | | | | | |
| GENERAL BANK OF GREECE S.A. | | | | | | | | | | a | | |
| 87-89, ERMOY ATHINA | (210)-6976072 | (210)-6976079 | | | | | | | | | | |
| , 109-111, MESOGEION AVE. ATHINA | (210)-6975000 | (210)-6975706 | | | | | | | | | | |
| GLOBAL CAPITAL SECURITIES AND FINANCIAL SERVICES LTD | | | | a | a | | | | | | | |
| 5, LEMESOU AVE. LEMESOS CYPRUS | (+35722)-710710 | (+35722)-339332 | | | | | | | | | | |
| GUARDIAN TRUST SECURITIES S.A | | | | a | | a | a | | | | | a |
| 15, FILELLINON STR. ATHINA | (210)-3220402 | (210)-3220498 | | | | | | | | | | |
| HELLENIC AMERICAN SEC. S.A. | | | | a | | | a | | | | | |
| 6, EVRIPIDOU STR. ATHINA | (210)-3311100 | (210)-3215968 | | | | | | | | | | |
| HELLENIC BANK (INVESTMENTS) LTD | | | | a | a | | | | | | | |
| 31, KYRIAKOY MATSI AVE. NICOSIA | (+35722)-500100 | (+35722)-500110 | | | | | | | | | | |
| HSBC BANK PLC | | | | | | | | | | a | | |
| 109-111, MESOGION AVE ATHINA | (210)-6961507 | (210)-6929310 | | | | | | | | | | |
| INDEX SECURITIES S.A. | | | | a | | | | | | | | |
| 6, DRAGATSANIOU STR. ATHINA | (210)-3213920 | (210)-3213216 | | | | | | | | | | |
| INTERSEC S.A. | | | | | | | a | | | | a | |
| 80-88, SYGROU AVE ATHINA | (210)-9203000 | (210)-9203052 | | | | | | | | | | |
| INVESTMENT BANK OF GREECE S.A. | | | | a | | a | | a | | a | | |
| 32, AIGEIALIAS MAROUSI | (210) 8173000 | (210) 8173101 | | | | | | | | | | |
| 24B, KIFISSIAS AVE MAROUSI | (210)-8171800 | (210)-8171889 | | | | | | | | | | |
| J. CHR. MAVRIKIS SECURITIES S.A. | | | | a | | | | | | | | |
| 5, SOPHOCLEOUS STR. ATHINA | (210)-3213949 | (210)-3217767 | | | | | | | | | | |
| KAPPA SECURITIES S.A. | | | | a | | | a | | | | | a |
| 15, VALAORITOU STR. ATHINA | (210)-3610371 | (210)-3641002 | | | | | | | | | | |
| KYPROU SECURITIES S.A. | | | | a | | a | a | | | | | a |
| 26, HALKIDONOS & FIDIPPIDOY STR. ATHINA | (210)-8701000 | (210)-8701049 | | | | | | | | | | |
| LAIKI FINANCIAL SERVICES LTD | | | | a | a | | | | | | | |
| 26, CLR HOUSE, VIRONOS AVE. NICOSIA | (+35722)-898600 | (+35722)-680953 | | | | | | | | | | |
| LEON DEPOLAS SECURITIES S.A. | | | | a | | | | | a | | | a |
| 1, CHR. LADA STR. ATHINA | (210)-3213286 | (210)-3211618 | | | | | | | | | | |
| MAGNA TRUST SECURITIES S.A | | | | a | | | | | a | | | a |
| 9, FIDIOU STR. ATHINA | (210)-3327503 | (210)-3327599 | | | | | | | | | | |
| MEGA EQUITY SECURITIES & FINANCIAL SERVICES LTD | | | | a | a | | | | | | | |
| 42-44, GRIBA DIGENI AV. NICOSIA | (+35722)-711711 | (+35722)-711811 | | | | | | | | | | |
| MERIT SECURITIES S.A | | | | a | | a | a | | | | a | |
| 38, VAS. KONSTANTINOU STR. ATHINA | (210)-3671800 | (210)-3671830 | | | | | | | | | | |
| MERRILL LYNCH | | | | a | a | | | | | | | |
| 2, KING EDWARD STREET LONDON | (+4420)-79952000 | (+4420)-79954525 | | | | | | | | | | |
| METOCHIKI SECURITIES S.A. | | | | a | | | | | | | | |
| 3, G. GENNADIOU STR. ATHINA | (210)-3306700 | (210)-3306709 | | | | | | | | | | |
| MIDAS BROKERAGE S.A. | | | | a | | | | | | | | |
| 5, SOPHOCLEOUS STR. ATHINA | (210)-3253203 | (210)-3253205 | | | | | | | | | | |
| N. CHRYSOCHOIDIS STOCK BROKERAGE I.S.S.A. | | | | a | | | | | a | | a | |
| 7 - 9, SOPHOCLEOUS STR. ATHINA | (210)-3213913 | (210)-3216115 | | | | | | | | | | |
| N. SARROS SECURITIES S.A. | | | | | | | a | | | | | |
| 7-9, SOPHOCLEOUS STR. ATHINA | (210)-3705600 | (210)-3219992 | | | | | | | | | | |
| NATIONAL BANK OF GREECE / FORMER PROBANK | | | | a | | | | | | | | |
| 10, AMERIKIS STR. ATHINA | (210)-3392631 | (210)-3392646 | | | | | | | | | | |
| NATIONAL BANK OF GREECE S.A. | | | | | | | | a | | a | | |
| 86, AIOLOU STR. ATHINA | (210)-3341000 | (210)-3228187 | | | | | | | | | | |
| 68, AKADIMIAS STR. ATHINA | (210)-3328817 | (210)-3328678 | | | | | | | | | | |
| NBG SECURITIES S.A. | | | | a | | a | | a | | | | a |
| 68, AKADIMIAS STR. ATHINA | (210)-3328500 | (210)-3328565 | | | | | | | | | | |
| NEW PROTON BANK S.A. | | | | a | | | a | | | | a | |
| 20, ESLIN & AMALIADOS ATHINA | 210 6970000 | 210 6970111 | | | | | | | | | | |
| NUNTIUS SECURITIES S.A | | | | a | | | | | a | | | a |
| 6, DRAGATSANIOU STR. ATHINA | (210)-3350599 | (210)-3254846 | | | | | | | | | | |
| OLYMPIA SECURITIES S.A | | | | a | | | | | | | | |
| 46B, A. METAXA STR. GLYFADA | (210)-3702500 | (210)-3702520 | | | | | | | | | | |

Athex & ATHEXCclear Members List

| Member Name | Stock Market | | | Derivatives Market | | | ATHEXCclear Member | | | | | |
|---|------------------|------------------|-----|--------------------|---------------|--------------|--------------------|--------------|-------|------------------|-----------------|--------------|
| | Address | Phone | Fax | Market Member | Remote Member | Market Maker | Proprietary | Market Maker | Agent | General Clearing | Direct Clearing | Non Clearing |
| ORANGE PARTNERS SECURITIES S.A | | | | a | | | | | | | | |
| 5, TZORTZ STR. ATHINA | (210)-3300009 | (210)-3305240 | | | | | | | | | | |
| PANTELAKIS SEC. S.A. | | | | a | | | a | | | | | a |
| 109-111, MESOGION AVE. ATHINA | (210)-6965000 | (210)-6929550 | | | | | | | | | | |
| PEGASUS BROKERAGE FIRM S.A | | | | a | | | a | | | | | |
| 17, VALAORITOU STR. ATHINA | (210)-3670700 | (210)-3670760 | | | | | | | | | | |
| PIRAEUS BANK S.A. | | | | | | | | | a | a | | |
| 4, AMERIKIS STR. ATHINA | (210)-3335000 | (210)-3335079 | | | | | | | | | | |
| 4, AMERIKIS STR ATHINA | (210)-3335918 | (210)-3254207 | | | | | | | | | | |
| PIRAEUS SECURITIES S.A. | | | | a | | | | a | | | a | |
| 10, STADIOU STR. ATHINA | (210)-3354100 | (210)-3233814 | | | | | | | | | | |
| PRELIUM SECURITIES & INVESTMENT SERVICES S.A. | | | | a | | | a | | | | | a |
| , KIFISSIAS AVE & 1 DAVAKI STR ATHINA | (210)-3677000 | (210)-6920403 | | | | | | | | | | |
| PROCHOICE SECURITIES LTD | | | | a | a | | | | | | | |
| 57, SPYROU KYPRIANOY NICOSIA | +357-24-661192 | +357-24-662464 | | | | | | | | | | |
| SHARELINK SECURITIES & FINANCIAL SERVICES LTD | | | | a | a | | | | | | | |
| 6, ELLINAS HOUSE, THEOTOKI STR. NICOSIA | (+35722)-554200 | (+35722)-750852 | | | | | | | | | | |
| SOCIETE GENERALE S.A. | | | | a | a | | a | | | | | |
| 17, COURS VALMY PUTEAUX - LA DEFENSE PARIS | (+33) 142134754 | (+33) 142135697 | | | | | | | | | | |
| 240-242, KIFISSIAS AVE ATHINA | (210)-6790161 | (210)-6728828 | | | | | | | | | | |
| SOLIDUS SECURITIES S.A | | | | a | | | a | | | | a | |
| 64, LOUIZIS RIANKOUR STR. ATHINA | (210)-6925500 | (210)-6985421 | | | | | | | | | | |
| SOTIRIADIS SECURITIES S.A. | | | | a | | | | | | | | |
| 7, VALAORITOU STR. ATHINA | (210)-3636943 | (210)-3601943 | | | | | | | | | | |
| ST. EM. LAVRENTAKIS SECURITIES S.A. | | | | a | | | a | | | | | a |
| 7 - 9, SOPHOCLEOUS STR. ATHINA | (210)-3213336 | (210)-3246572 | | | | | | | | | | |
| THE CYPRUS INVESTMENT AND SECURITIES CORPORATION LIMITED (CISCO) | | | | a | a | | | | | | | |
| 4, EVROU STR. (EUROLIFE HOUSE) NICOSIA | (+35722)-881800 | (+35722)-881801 | | | | | | | | | | |
| UBS LIMITED | | | | a | a | | | | | | | |
| 1, FINSBURY AVENUE LONDON | (+4420)-79013333 | (+4420)-79012345 | | | | | | | | | | |
| Z.G. PORTALAKIS INVESTMENT SERVICES S.A. | | | | a | | | | | | | | |
| 8, PESMAZOGLOU STR. ATHINA | (210)-3214830 | (210)-3212024 | | | | | | | | | | |
| KARAMANOF SECURITIES & INV. SERVICES S.A. | | | | a | | | | | a | | a | |
| 2, SQ. ST THEODORON ATHINA | (210)-3212947 | (210)-3217088 | | | | | | | | | | |

List of Stocks under Market Making operations

| Securities Market Maker | Stock Category | |
|--|---------------------|-------------------|
| | Start Market Making | End Market Making |
| BANK OF CYPRUS (CR) | Under Suspension | |
| EUROBANK EQUITIES S.A. | 23/10/2012 | 22/10/2013 |
| INVESTMENT BANK OF GREECE S.A. | 2/1/2013 | 1/1/2014 |
| COCA - COLA HBC (CR) | Under Suspension | |
| EUROBANK EQUITIES S.A. | 23/10/2012 | 22/10/2013 |
| INVESTMENT BANK OF GREECE S.A. | 8/1/2013 | 7/1/2014 |
| CYPRUS POPULAR BANK (CR) | Under Suspension | |
| PIRAEUS SECURITIES S.A. | 2/2/2013 | 1/2/2014 |
| ALPHA BANK (CR) | Main Market | |
| EUROBANK EQUITIES S.A. | 24/10/2012 | 23/10/2013 |
| INVESTMENT BANK OF GREECE S.A. | 8/1/2013 | 7/1/2014 |
| MERIT SECURITIES S.A. | 3/9/2013 | 2/9/2014 |
| NBG SECURITIES S.A. | 15/1/2013 | 14/1/2014 |
| PIRAEUS SECURITIES S.A. | 28/5/2013 | 27/5/2014 |
| ALUMIL (CR) | Main Market | |
| BETA SECURITIES S.A. | 18/7/2013 | 17/7/2014 |
| BYTE COMPUTER SA (CR) | Main Market | |
| MERIT SECURITIES S.A. | 4/8/2013 | 3/8/2014 |
| CC HBC AG (CR) | Main Market | |
| NBG SECURITIES S.A. | 29/4/2013 | 28/4/2014 |
| ELLAKTOR (CR) | Main Market | |
| EUROBANK EQUITIES S.A. | 1/6/2013 | 31/5/2014 |
| INVESTMENT BANK OF GREECE S.A. | 2/1/2013 | 1/1/2014 |
| NBG SECURITIES S.A. | 25/6/2013 | 24/6/2014 |
| ELTON SA (CR) | Main Market | |
| BETA SECURITIES S.A. | 3/9/2013 | 2/9/2014 |
| EUROBANK ERGASIAS (CR) | Main Market | |
| ALPHA FINANCE INVESTMENT SERVICES S.A. | 8/1/2013 | 7/1/2014 |
| EUROBANK EQUITIES S.A. | 1/6/2013 | 31/5/2014 |
| INVESTMENT BANK OF GREECE S.A. | 8/1/2013 | 7/1/2014 |
| PIRAEUS SECURITIES S.A. | 28/9/2013 | 27/9/2014 |
| FRIGOGLASS SA (CR) | Main Market | |
| EUROBANK EQUITIES S.A. | 23/8/2013 | 22/8/2014 |
| GEK TERNA (CR) | Main Market | |
| INVESTMENT BANK OF GREECE S.A. | 2/1/2013 | 1/1/2014 |
| GR. SARANTIS SA (CR) | Main Market | |
| BETA SECURITIES S.A. | 14/5/2013 | 13/5/2014 |
| HELLENIC EXCHANGES (CR) | Main Market | |
| EUROBANK EQUITIES S.A. | 1/6/2013 | 31/5/2014 |
| INVESTMENT BANK OF GREECE S.A. | 2/1/2013 | 1/1/2014 |
| NBG SECURITIES S.A. | 25/6/2013 | 24/6/2014 |
| INTRACOM CONSTR. (CR) | Main Market | |
| MERIT SECURITIES S.A. | 27/12/2012 | 26/12/2013 |
| INTRALOT (CR) | Main Market | |
| EUROBANK EQUITIES S.A. | 1/6/2013 | 31/5/2014 |
| INVESTMENT BANK OF GREECE S.A. | 2/1/2013 | 1/1/2014 |
| PIRAEUS SECURITIES S.A. | 28/9/2013 | 27/9/2014 |
| MARFIN INVESTMENT GROUP (CR) | Main Market | |
| PIRAEUS SECURITIES S.A. | 2/2/2013 | 1/2/2014 |
| MLS MULTIMEDIA SA (CR) | Main Market | |
| BETA SECURITIES S.A. | 18/7/2013 | 17/7/2014 |
| MOTOR OIL (CR) | Main Market | |
| EUROBANK EQUITIES S.A. | 23/10/2012 | 22/10/2013 |
| MYTILINEOS HOLDINGS (CR) | Main Market | |
| INVESTMENT BANK OF GREECE S.A. | 2/1/2013 | 1/1/2014 |
| NBG SECURITIES S.A. | 25/6/2013 | 24/6/2014 |
| NATIONAL BANK (CR) | Main Market | |
| ALPHA FINANCE INVESTMENT SERVICES S.A. | 8/1/2013 | 7/1/2014 |
| EUROBANK EQUITIES S.A. | 24/10/2012 | 23/10/2013 |
| INVESTMENT BANK OF GREECE S.A. | 8/1/2013 | 7/1/2014 |
| MERIT SECURITIES S.A. | 3/9/2013 | 2/9/2014 |
| NBG SECURITIES S.A. | 28/2/2013 | 27/2/2014 |
| PIRAEUS SECURITIES S.A. | 8/9/2013 | 7/9/2014 |
| OPAP (CR) | Main Market | |
| ALPHA FINANCE INVESTMENT SERVICES S.A. | 8/1/2013 | 7/1/2014 |
| EUROBANK EQUITIES S.A. | 24/10/2012 | 23/10/2013 |
| INVESTMENT BANK OF GREECE S.A. | 8/1/2013 | 7/1/2014 |
| NBG SECURITIES S.A. | 15/1/2013 | 14/1/2014 |

List of Stocks under Market Making operations

| Securities | Market Maker | Stock Category | |
|--------------------------------|--|---------------------|-------------------|
| | | Start Market Making | End Market Making |
| OTE (CR) | | Main Market | |
| | ALPHA FINANCE INVESTMENT SERVICES S.A. | 8/1/2013 | 7/1/2014 |
| | EUROBANK EQUITIES S.A. | 24/10/2012 | 23/10/2013 |
| | INVESTMENT BANK OF GREECE S.A. | 8/1/2013 | 7/1/2014 |
| | NBG SECURITIES S.A. | 1/12/2012 | 30/11/2013 |
| | PIRAEUS SECURITIES S.A. | 8/9/2013 | 7/9/2014 |
| PETROPOULOS PETROS (CR) | | Main Market | |
| | BETA SECURITIES S.A. | 28/5/2013 | 27/5/2014 |
| PIRAEUS BANK (CR) | | Main Market | |
| | EUROBANK EQUITIES S.A. | 23/10/2012 | 22/10/2013 |
| | INVESTMENT BANK OF GREECE S.A. | 8/1/2013 | 7/1/2014 |
| | MERIT SECURITIES S.A. | 16/9/2013 | 15/9/2014 |
| | NBG SECURITIES S.A. | 2/6/2013 | 1/6/2014 |
| | PIRAEUS SECURITIES S.A. | 16/2/2013 | 15/2/2014 |
| PPC (CR) | | Main Market | |
| | ALPHA FINANCE INVESTMENT SERVICES S.A. | 8/1/2013 | 7/1/2014 |
| | EUROBANK EQUITIES S.A. | 23/10/2012 | 22/10/2013 |
| | INVESTMENT BANK OF GREECE S.A. | 8/1/2013 | 7/1/2014 |
| | NBG SECURITIES S.A. | 26/3/2013 | 25/3/2014 |
| | PIRAEUS SECURITIES S.A. | 28/9/2013 | 27/9/2014 |
| S.KANAKIS SA (CR) | | Main Market | |
| | BETA SECURITIES S.A. | 1/10/2013 | 30/9/2014 |
| TITAN CEMENT (CR) | | Main Market | |
| | EUROBANK EQUITIES S.A. | 23/10/2012 | 22/10/2013 |
| VIOHALCO (CB) | | Main Market | |
| | ALPHA FINANCE INVESTMENT SERVICES S.A. | 11/2/2013 | 10/3/2014 |
| | EUROBANK EQUITIES S.A. | 20/1/2013 | 19/1/2014 |
| | MERIT SECURITIES S.A. | 13/12/2012 | 12/12/2013 |

| Underlying Asset | | | | Derivatives Market | | | | | | | | | | | | | | | | | | |
|-----------------------------|-----------|---------------|--------|---|------------|-----------|-----------|------------|---------------|-----------|-----------|------------------|--------|-----------|----------|--------|--------|---------|---------------|---------|---------------|--------|
| Price max | Price min | Closing price | change | Delivery Month | Open price | Price max | Price min | Last price | Closing price | Last Bid | Last Ask | Settlement price | change | Life high | Life low | Trades | Volume | change | Value | change | Open Interest | change |
| FTSE/Athex Large Cap | | | | (Trade Unit: 1 Index Point x 5€, Cash Settlement) | | | | | | | | | | | | | | | | | | |
| 397,79 | 388,69 | 397,72 | 2,63% | November 2013 | 389,50 | 399,75 | 388,00 | 398,00 | 397,00 | 9@398,00 | 1@398,50 | 397,00 | 2,65% | 399,75 | 319,00 | 648 | 6.605 | -32,18% | 13.078.093,75 | -30,10% | 45.275 | 1,44% |
| | | | | December 2013 | 390,50 | 400,50 | 390,50 | 400,00 | 397,75 | 29@398,25 | 19@400,00 | 397,75 | 2,71% | 400,50 | 276,75 | 54 | 540 | -69,37% | 1.070.222,50 | -68,41% | 6.714 | -0,03% |
| | | | | January 2014 | 398,50 | 398,75 | 396,50 | 398,75 | 398,50 | --- | --- | 398,50 | --- | 398,75 | 396,50 | 4 | 80 | --- | 159.050,00 | --- | 80 | --- |
| | | | | March 2014 | 393,00 | 405,75 | 393,00 | 405,75 | 404,50 | 1@382,00 | --- | 404,50 | 2,60% | 405,75 | 378,75 | 3 | 6 | 200,00% | 12.106,25 | 210,02% | 143 | 2,88% |
| | | | | June 2014 | --- | --- | --- | --- | --- | --- | --- | --- | --- | --- | --- | --- | --- | --- | --- | --- | --- | --- |
| | | | | September 2014 | --- | --- | --- | --- | --- | --- | --- | --- | --- | --- | --- | --- | --- | --- | --- | --- | --- | --- |

| Underlying Asset | | | | Derivatives Market | | | | | | | | | | | | | | | | | | |
|--------------------------------------|-----------|---------------|--------|--|------------|-----------|-----------|------------|---------------|----------|-----------|------------------|--------|-----------|----------|--------|--------|---------|------------|---------|---------------|--------|
| Price max | Price min | Closing price | change | Delivery Month | Open price | Price max | Price min | Last price | Closing price | Last Bid | Last Ask | Settlement price | change | Life high | Life low | Trades | Volume | change | Value | change | Open Interest | change |
| ALPHA BANK (CR) | | | | (Contract Size: 100 Securities, Physical Delivery) | | | | | | | | | | | | | | | | | | |
| 0,700 | 0,664 | 0,700 | 5,74% | December 2013 | 0,662 | 0,667 | 0,651 | 0,664 | 0,656 | 6@0,663 | 405@0,665 | 0,656 | 0,46% | 0,667 | 0,437 | 327 | 9,901 | 106,01% | 653,930,80 | 110,02% | 28,589 | 0,77% |
| | | | | March 2014 | --- | --- | --- | --- | 0,659 | --- | 405@0,675 | 0,659 | 0,46% | 0,640 | 0,564 | --- | --- | --- | --- | --- | --- | --- |
| | | | | June 2014 | --- | --- | --- | --- | 0,659 | --- | --- | 0,659 | 0,46% | 0,644 | 0,561 | --- | --- | --- | --- | --- | --- | --- |
| | | | | September 2014 | --- | --- | --- | --- | --- | --- | --- | --- | --- | --- | --- | --- | --- | --- | --- | --- | --- | --- |
| CC HBC AG (CR) | | | | (Contract Size: 100 Securities, Physical Delivery) | | | | | | | | | | | | | | | | | | |
| 21,09 | 20,76 | 21,08 | 0,72% | December 2013 | 20,80 | 21,10 | 20,80 | 21,00 | 21,00 | 30@20,98 | 1@21,15 | 21,00 | 1,69% | 23,80 | 17,90 | 14 | 38 | 52,00% | 79,639,00 | 53,56% | 567 | 0,00% |
| | | | | March 2014 | --- | --- | --- | --- | --- | --- | --- | --- | --- | --- | --- | --- | --- | --- | --- | --- | --- | --- |
| | | | | June 2014 | --- | --- | --- | --- | --- | --- | --- | --- | --- | --- | --- | --- | --- | --- | --- | --- | --- | --- |
| | | | | September 2014 | --- | --- | --- | --- | --- | --- | --- | --- | --- | --- | --- | --- | --- | --- | --- | --- | --- | --- |
| CORINTH PIPEWORKS SA (CR) | | | | (Contract Size: 100 Securities, Physical Delivery) | | | | | | | | | | | | | | | | | | |
| 2,12 | 2,06 | 2,12 | 2,42% | December 2013 | 2,09 | 2,12 | 2,09 | 2,12 | 2,17 | 2@2,09 | 10@2,16 | 2,17 | 2,36% | 2,33 | 1,99 | 5 | 29 | 61,11% | 6,088,00 | 59,87% | 962 | 1,48% |
| | | | | March 2014 | --- | --- | --- | --- | --- | --- | 10@2,20 | --- | --- | --- | --- | --- | --- | --- | --- | --- | --- | --- |
| | | | | June 2014 | --- | --- | --- | --- | --- | --- | --- | --- | --- | --- | --- | --- | --- | --- | --- | --- | --- | --- |
| | | | | September 2014 | --- | --- | --- | --- | --- | --- | --- | --- | --- | --- | --- | --- | --- | --- | --- | --- | --- | --- |
| ELLAKTOR (CR) | | | | (Contract Size: 100 Securities, Physical Delivery) | | | | | | | | | | | | | | | | | | |
| 2,98 | 2,88 | 2,96 | 3,50% | December 2013 | 2,90 | 2,99 | 2,89 | 2,96 | 2,94 | 1@2,95 | 11@2,96 | 2,94 | 3,89% | 2,99 | 2,11 | 35 | 246 | 52,80% | 72,414,00 | 55,85% | 3,825 | -3,77% |
| | | | | March 2014 | --- | --- | --- | --- | 3,02 | --- | 11@2,99 | 3,02 | 3,78% | 2,83 | 2,22 | --- | --- | --- | --- | --- | 170 | 0,00% |
| | | | | June 2014 | --- | --- | --- | --- | --- | --- | --- | --- | --- | --- | --- | --- | --- | --- | --- | --- | --- | --- |
| | | | | September 2014 | --- | --- | --- | --- | --- | --- | --- | --- | --- | --- | --- | --- | --- | --- | --- | --- | --- | --- |
| EUROBANK ERGASIAS (CR) | | | | (Contract Size: 100 Securities, Physical Delivery) | | | | | | | | | | | | | | | | | | |
| 0,649 | 0,630 | 0,648 | 5,54% | December 2013 | 0,634 | 0,644 | 0,634 | 0,644 | 0,655 | 50@0,640 | 20@0,644 | 0,655 | 5,48% | 0,700 | 0,505 | 14 | 108 | -36,84% | 6,919,90 | -35,57% | 1,811 | -0,11% |
| | | | | March 2014 | --- | --- | --- | --- | 0,647 | --- | --- | 0,647 | 5,55% | 0,673 | 0,619 | --- | --- | --- | --- | --- | --- | --- |
| | | | | June 2014 | --- | --- | --- | --- | --- | --- | --- | --- | --- | --- | --- | --- | --- | --- | --- | --- | --- | --- |
| | | | | September 2014 | --- | --- | --- | --- | --- | --- | --- | --- | --- | --- | --- | --- | --- | --- | --- | --- | --- | --- |
| EUROBANK PROPERTIES REIC (CR) | | | | (Contract Size: 100 Securities, Physical Delivery) | | | | | | | | | | | | | | | | | | |
| 8,65 | 7,89 | 8,60 | 9,00% | December 2013 | 7,99 | 8,63 | 7,98 | 8,61 | 8,65 | 2@8,58 | 10@8,63 | 8,65 | 8,94% | 8,63 | 6,83 | 39 | 132 | 91,30% | 109,847,00 | 105,53% | 226 | 0,00% |
| | | | | March 2014 | --- | --- | --- | --- | --- | --- | --- | --- | --- | --- | --- | --- | --- | --- | --- | --- | --- | --- |
| | | | | June 2014 | --- | --- | --- | --- | --- | --- | --- | --- | --- | --- | --- | --- | --- | --- | --- | --- | --- | --- |
| | | | | September 2014 | --- | --- | --- | --- | --- | --- | --- | --- | --- | --- | --- | --- | --- | --- | --- | --- | --- | --- |
| EYDAP S.A. (CR) | | | | (Contract Size: 100 Securities, Physical Delivery) | | | | | | | | | | | | | | | | | | |
| 8,54 | 8,33 | 8,39 | -0,59% | December 2013 | 8,46 | 8,56 | 8,30 | 8,30 | 8,38 | 3@8,26 | 7@8,37 | 8,38 | -0,59% | 8,61 | 6,31 | 30 | 148 | 70,11% | 124,377,00 | 71,13% | 968 | -1,63% |
| | | | | March 2014 | --- | --- | --- | --- | --- | --- | 7@8,43 | --- | --- | --- | --- | --- | --- | --- | --- | --- | --- | --- |
| | | | | June 2014 | --- | --- | --- | --- | --- | --- | --- | --- | --- | --- | --- | --- | --- | --- | --- | --- | --- | --- |
| | | | | September 2014 | --- | --- | --- | --- | --- | --- | --- | --- | --- | --- | --- | --- | --- | --- | --- | --- | --- | --- |
| FOLLI FOLLIE (CR) | | | | (Contract Size: 100 Securities, Physical Delivery) | | | | | | | | | | | | | | | | | | |
| 20,95 | 20,00 | 20,75 | 3,23% | December 2013 | 20,60 | 20,88 | 20,55 | 20,55 | 20,55 | 1@20,57 | 5@21,60 | 20,55 | 3,21% | 20,88 | 16,00 | 11 | 35 | --- | 72,558,00 | --- | 138 | -7,38% |
| | | | | March 2014 | --- | --- | --- | --- | --- | --- | --- | --- | --- | --- | --- | --- | --- | --- | --- | --- | --- | --- |
| | | | | June 2014 | --- | --- | --- | --- | --- | --- | --- | --- | --- | --- | --- | --- | --- | --- | --- | --- | --- | --- |
| | | | | September 2014 | --- | --- | --- | --- | --- | --- | --- | --- | --- | --- | --- | --- | --- | --- | --- | --- | --- | --- |

| Underlying Asset | | | | Derivatives Market | | | | | | | | | | | | | | | | | | |
|-------------------------------------|-----------|---------------|--------|--|------------|-----------|-----------|------------|---------------|----------|-----------|------------------|--------|-----------|----------|--------|--------|---------|------------|---------|---------------|--------|
| Price max | Price min | Closing price | change | Delivery Month | Open price | Price max | Price min | Last price | Closing price | Last Bid | Last Ask | Settlement price | change | Life high | Life low | Trades | Volume | change | Value | change | Open Interest | change |
| FRIGOGLASS SA (CR) | | | | (Contract Size: 100 Securities, Physical Delivery) | | | | | | | | | | | | | | | | | | |
| 5,82 | 5,65 | 5,80 | 2,66% | December 2013 | 5,77 | 5,84 | 5,73 | 5,84 | 5,80 | 8@5,84 | 5@5,88 | 5,80 | 2,29% | 5,94 | 5,03 | 21 | 52 | -56,30% | 30.118,00 | -55,75% | 562 | -1,40% |
| | | | | March 2014 | --- | --- | --- | --- | --- | --- | --- | --- | --- | --- | --- | --- | --- | --- | --- | --- | --- | --- |
| | | | | June 2014 | --- | --- | --- | --- | --- | --- | --- | --- | --- | --- | --- | --- | --- | --- | --- | --- | --- | --- |
| | | | | September 2014 | --- | --- | --- | --- | --- | --- | --- | --- | --- | --- | --- | --- | --- | --- | --- | --- | --- | --- |
| GEK TERNA (CR) | | | | (Contract Size: 100 Securities, Physical Delivery) | | | | | | | | | | | | | | | | | | |
| 2,95 | 2,80 | 2,95 | 4,61% | December 2013 | 2,87 | 2,97 | 2,81 | 2,97 | 2,98 | 30@2,95 | 7@2,97 | 2,98 | 4,56% | 2,97 | 1,57 | 76 | 546 | 53,37% | 159.500,00 | 59,87% | 15.877 | -0,95% |
| | | | | March 2014 | --- | --- | --- | --- | 2,98 | --- | 7@3,00 | 2,98 | 4,56% | 2,50 | 2,26 | --- | --- | --- | --- | --- | 15.895 | 0,00% |
| | | | | June 2014 | --- | --- | --- | --- | --- | --- | --- | --- | --- | --- | --- | --- | --- | --- | --- | --- | --- | --- |
| | | | | September 2014 | --- | --- | --- | --- | --- | --- | --- | --- | --- | --- | --- | --- | --- | --- | --- | --- | --- | --- |
| HELLENIC EXCHANGES (CR) | | | | (Contract Size: 100 Securities, Physical Delivery) | | | | | | | | | | | | | | | | | | |
| 8,00 | 7,78 | 7,94 | 1,80% | December 2013 | 7,83 | 7,95 | 7,78 | 7,87 | 7,84 | 15@7,84 | 5@7,88 | 7,84 | 1,16% | 7,95 | 3,99 | 34 | 109 | -44,95% | 85.652,00 | -44,08% | 3.090 | -1,34% |
| | | | | March 2014 | --- | --- | --- | --- | 7,87 | --- | 5@7,94 | 7,87 | 1,16% | 7,70 | 7,60 | --- | --- | --- | --- | --- | --- | --- |
| | | | | June 2014 | --- | --- | --- | --- | --- | --- | --- | --- | --- | --- | --- | --- | --- | --- | --- | --- | --- | --- |
| | | | | September 2014 | --- | --- | --- | --- | --- | --- | --- | --- | --- | --- | --- | --- | --- | --- | --- | --- | --- | --- |
| HELLENIC PETROLEUM (CR) | | | | (Contract Size: 100 Securities, Physical Delivery) | | | | | | | | | | | | | | | | | | |
| 9,63 | 9,32 | 9,52 | 0,74% | December 2013 | 9,18 | 9,62 | 9,18 | 9,50 | 9,48 | 1@9,44 | 6@9,50 | 9,48 | 0,74% | 9,62 | 6,61 | 60 | 185 | -36,21% | 176.319,00 | -35,01% | 2.416 | 1,05% |
| | | | | March 2014 | --- | --- | --- | --- | --- | --- | 6@9,57 | --- | --- | --- | --- | --- | --- | --- | --- | --- | --- | --- |
| | | | | June 2014 | --- | --- | --- | --- | --- | --- | --- | --- | --- | --- | --- | --- | --- | --- | --- | --- | --- | --- |
| | | | | September 2014 | --- | --- | --- | --- | --- | --- | --- | --- | --- | --- | --- | --- | --- | --- | --- | --- | --- | --- |
| INTRALOT (CR) | | | | (Contract Size: 100 Securities, Physical Delivery) | | | | | | | | | | | | | | | | | | |
| 2,03 | 1,95 | 1,99 | 2,05% | December 2013 | 1,97 | 2,04 | 1,97 | 1,98 | 2,00 | 1@1,98 | 11@2,02 | 2,00 | 1,01% | 2,04 | 1,50 | 78 | 767 | 356,55% | 154.371,00 | 376,67% | 3.924 | 4,39% |
| | | | | March 2014 | --- | --- | --- | --- | --- | --- | 11@2,06 | --- | --- | --- | --- | --- | --- | --- | --- | --- | --- | --- |
| | | | | June 2014 | --- | --- | --- | --- | --- | --- | --- | --- | --- | --- | --- | --- | --- | --- | --- | --- | --- | --- |
| | | | | September 2014 | --- | --- | --- | --- | --- | --- | --- | --- | --- | --- | --- | --- | --- | --- | --- | --- | --- | --- |
| JUMBO SA (CR) | | | | (Contract Size: 100 Securities, Physical Delivery) | | | | | | | | | | | | | | | | | | |
| 10,20 | 9,91 | 10,20 | 2,00% | December 2013 | 9,94 | 10,15 | 9,94 | 10,15 | 10,18 | 5@10,09 | 1@10,17 | 10,18 | 2,00% | 10,57 | 8,06 | 36 | 155 | 154,10% | 155.997,00 | 155,35% | 330 | 0,92% |
| | | | | March 2014 | --- | --- | --- | --- | --- | --- | 1@10,24 | --- | --- | --- | --- | --- | --- | --- | --- | --- | --- | --- |
| | | | | June 2014 | --- | --- | --- | --- | --- | --- | --- | --- | --- | --- | --- | --- | --- | --- | --- | --- | --- | --- |
| | | | | September 2014 | --- | --- | --- | --- | --- | --- | --- | --- | --- | --- | --- | --- | --- | --- | --- | --- | --- | --- |
| MARFIN INVESTMENT GROUP (CR) | | | | (Contract Size: 100 Securities, Physical Delivery) | | | | | | | | | | | | | | | | | | |
| 0,513 | 0,490 | 0,508 | 4,31% | December 2013 | 0,498 | 0,514 | 0,495 | 0,510 | 0,505 | 12@0,506 | 199@0,510 | 0,505 | 4,55% | 0,514 | 0,317 | 94 | 1.473 | 378,25% | 74.264,40 | 388,43% | 19.129 | -0,59% |
| | | | | March 2014 | --- | --- | --- | --- | --- | --- | 199@0,520 | --- | --- | --- | --- | --- | --- | --- | --- | --- | --- | --- |
| | | | | June 2014 | --- | --- | --- | --- | --- | --- | --- | --- | --- | --- | --- | --- | --- | --- | --- | --- | --- | --- |
| | | | | September 2014 | --- | --- | --- | --- | --- | --- | --- | --- | --- | --- | --- | --- | --- | --- | --- | --- | --- | --- |
| METKA (CR) | | | | (Contract Size: 100 Securities, Physical Delivery) | | | | | | | | | | | | | | | | | | |
| 13,80 | 13,13 | 13,79 | 2,30% | December 2013 | 13,80 | 13,80 | 13,60 | 13,76 | 13,66 | 1@13,37 | 2@13,76 | 13,66 | 2,32% | 13,80 | 10,52 | 9 | 34 | 47,83% | 46.527,00 | 52,29% | 337 | -2,03% |
| | | | | March 2014 | --- | --- | --- | --- | --- | --- | --- | --- | --- | --- | --- | --- | --- | --- | --- | --- | --- | --- |
| | | | | June 2014 | --- | --- | --- | --- | --- | --- | --- | --- | --- | --- | --- | --- | --- | --- | --- | --- | --- | --- |
| | | | | September 2014 | --- | --- | --- | --- | --- | --- | --- | --- | --- | --- | --- | --- | --- | --- | --- | --- | --- | --- |

| Underlying Asset | | | | Derivatives Market | | | | | | | | | | | | | | | | | | |
|---------------------------------|-----------|---------------|--------|--|------------|-----------|-----------|------------|---------------|----------|----------|------------------|--------|-----------|----------|--------|--------|---------|--------------|---------|---------------|--------|
| Price max | Price min | Closing price | change | Delivery Month | Open price | Price max | Price min | Last price | Closing price | Last Bid | Last Ask | Settlement price | change | Life high | Life low | Trades | Volume | change | Value | change | Open Interest | change |
| MOTOR OIL (CR) | | | | (Contract Size: 100 Securities, Physical Delivery) | | | | | | | | | | | | | | | | | | |
| 9,01 | 8,81 | 8,90 | 1,02% | December 2013 | 8,93 | 9,01 | 8,90 | 8,92 | 8,99 | 1@8,90 | 7@8,95 | 8,99 | 1,01% | 9,01 | 7,40 | 33 | 66 | -82,95% | 59.108,00 | -82,75% | 2.457 | 0,53% |
| | | | | March 2014 | --- | --- | --- | --- | --- | --- | 7@9,02 | --- | --- | --- | --- | --- | --- | --- | --- | --- | --- | --- |
| | | | | June 2014 | --- | --- | --- | --- | --- | --- | --- | --- | --- | --- | --- | --- | --- | --- | --- | --- | --- | --- |
| | | | | September 2014 | --- | --- | --- | --- | --- | --- | --- | --- | --- | --- | --- | --- | --- | --- | --- | --- | --- | --- |
| MYTILINEOS HOLDINGS (CR) | | | | (Contract Size: 100 Securities, Physical Delivery) | | | | | | | | | | | | | | | | | | |
| 6,00 | 5,78 | 5,98 | 4,54% | December 2013 | 5,77 | 5,98 | 5,77 | 5,91 | 5,94 | 1@5,91 | 15@5,96 | 5,94 | 2,95% | 5,98 | 3,70 | 173 | 1.103 | -31,45% | 652.515,00 | -29,16% | 7.480 | -5,39% |
| | | | | March 2014 | 5,72 | 5,72 | 5,72 | 5,72 | 5,89 | --- | 15@6,01 | 5,89 | 1,90% | 5,74 | 4,43 | 1 | 50 | -41,18% | 28.600,00 | -40,10% | 1.525 | -3,17% |
| | | | | June 2014 | --- | --- | --- | --- | --- | --- | --- | --- | --- | --- | --- | --- | --- | --- | --- | --- | --- | --- |
| | | | | September 2014 | --- | --- | --- | --- | --- | --- | --- | --- | --- | --- | --- | --- | --- | --- | --- | --- | --- | --- |
| NATIONAL BANK (CR) | | | | (Contract Size: 100 Securities, Physical Delivery) | | | | | | | | | | | | | | | | | | |
| 4,40 | 4,15 | 4,40 | 8,11% | December 2013 | 4,08 | 4,37 | 4,08 | 4,35 | 4,31 | 45@4,35 | 5@4,36 | 4,31 | 5,64% | 4,37 | 2,31 | 445 | 7.496 | 88,34% | 3.199.762,00 | 99,61% | 11.367 | 18,79% |
| | | | | March 2014 | 4,19 | 4,25 | 4,19 | 4,25 | 4,33 | --- | 5@4,37 | 4,33 | --- | 4,25 | 4,19 | 2 | 100 | --- | 42.200,00 | --- | --- | --- |
| | | | | June 2014 | --- | --- | --- | --- | --- | --- | --- | --- | --- | --- | --- | --- | --- | --- | --- | --- | --- | --- |
| | | | | September 2014 | --- | --- | --- | --- | --- | --- | --- | --- | --- | --- | --- | --- | --- | --- | --- | --- | --- | --- |
| OPAP (CR) | | | | (Contract Size: 100 Securities, Physical Delivery) | | | | | | | | | | | | | | | | | | |
| 10,00 | 9,71 | 9,80 | -2,00% | December 2013 | 9,82 | 10,00 | 9,72 | 9,88 | 9,81 | 6@9,78 | 8@9,88 | 9,81 | 0,93% | 10,00 | 6,31 | 152 | 807 | 17,47% | 794.143,00 | 19,04% | 3.184 | -0,19% |
| | | | | March 2014 | --- | --- | --- | --- | --- | --- | 8@9,94 | --- | --- | --- | --- | --- | --- | --- | --- | --- | --- | --- |
| | | | | June 2014 | --- | --- | --- | --- | --- | --- | --- | --- | --- | --- | --- | --- | --- | --- | --- | --- | --- | --- |
| | | | | September 2014 | --- | --- | --- | --- | --- | --- | --- | --- | --- | --- | --- | --- | --- | --- | --- | --- | --- | --- |
| OTE (CR) | | | | (Contract Size: 100 Securities, Physical Delivery) | | | | | | | | | | | | | | | | | | |
| 9,52 | 9,10 | 9,32 | 2,64% | December 2013 | 9,13 | 9,51 | 9,13 | 9,40 | 9,42 | 7@9,37 | 9@9,41 | 9,42 | 3,86% | 9,51 | 4,40 | 217 | 1.213 | 7,06% | 1.135.181,00 | 10,42% | 5.703 | -2,61% |
| | | | | March 2014 | --- | --- | --- | --- | 9,41 | 2@8,52 | 9@9,46 | 9,41 | 3,86% | 8,18 | 6,40 | --- | --- | --- | --- | --- | --- | --- |
| | | | | June 2014 | --- | --- | --- | --- | --- | --- | --- | --- | --- | --- | --- | --- | --- | --- | --- | --- | --- | --- |
| | | | | September 2014 | --- | --- | --- | --- | --- | --- | --- | --- | --- | --- | --- | --- | --- | --- | --- | --- | --- | --- |
| P.P.A. S.A. (CR) | | | | (Contract Size: 100 Securities, Physical Delivery) | | | | | | | | | | | | | | | | | | |
| 19,00 | 18,49 | 18,89 | 1,83% | December 2013 | 18,70 | 19,03 | 18,70 | 18,88 | 18,99 | 5@18,87 | 3@19,08 | 18,99 | 1,82% | 19,19 | 16,84 | 21 | 51 | 34,21% | 96.355,00 | 37,10% | 657 | 5,80% |
| | | | | March 2014 | --- | --- | --- | --- | --- | --- | --- | --- | --- | --- | --- | --- | --- | --- | --- | --- | --- | --- |
| | | | | June 2014 | --- | --- | --- | --- | --- | --- | --- | --- | --- | --- | --- | --- | --- | --- | --- | --- | --- | --- |
| | | | | September 2014 | --- | --- | --- | --- | --- | --- | --- | --- | --- | --- | --- | --- | --- | --- | --- | --- | --- | --- |
| PIRAEUS BANK (CR) | | | | (Contract Size: 100 Securities, Physical Delivery) | | | | | | | | | | | | | | | | | | |
| 1,72 | 1,61 | 1,70 | 6,92% | December 2013 | 1,61 | 1,71 | 1,59 | 1,71 | 1,71 | 77@1,70 | 60@1,71 | 1,71 | 8,23% | 1,71 | 0,231 | 264 | 5.765 | 45,25% | 962.506,00 | 55,37% | 22.456 | -7,25% |
| | | | | March 2014 | --- | --- | --- | --- | 1,71 | --- | 60@1,73 | 1,71 | 8,23% | 1,48 | 0,924 | --- | --- | --- | --- | --- | --- | --- |
| | | | | June 2014 | 1,65 | 1,65 | 1,65 | 1,65 | 1,65 | --- | --- | 1,65 | --- | 1,65 | 1,65 | 1 | 400 | --- | 66.000,00 | --- | 400 | --- |
| | | | | September 2014 | --- | --- | --- | --- | --- | --- | --- | --- | --- | --- | --- | --- | --- | --- | --- | --- | --- | --- |
| PPC (CR) | | | | (Contract Size: 100 Securities, Physical Delivery) | | | | | | | | | | | | | | | | | | |
| 10,28 | 10,00 | 10,28 | 2,80% | December 2013 | 10,05 | 10,30 | 10,00 | 10,30 | 10,23 | 2@10,30 | 3@10,31 | 10,23 | 2,40% | 10,30 | 5,08 | 212 | 1.060 | 31,84% | 1.078.684,00 | 34,97% | 4.665 | 0,02% |
| | | | | March 2014 | --- | --- | --- | --- | 10,21 | --- | 3@10,37 | 10,21 | 2,41% | 9,89 | 6,30 | --- | --- | --- | --- | --- | 70 | 0,00% |
| | | | | June 2014 | --- | --- | --- | --- | --- | --- | --- | --- | --- | --- | --- | --- | --- | --- | --- | --- | --- | --- |
| | | | | September 2014 | --- | --- | --- | --- | --- | --- | --- | --- | --- | --- | --- | --- | --- | --- | --- | --- | --- | --- |

| Underlying Asset | | | | Derivatives Market | | | | | | | | | | | | | | | | | | |
|--------------------------|-----------|---------------|--------|--|------------|-----------|-----------|------------|---------------|----------|----------|------------------|--------|-----------|----------|--------|--------|----------|-----------|----------|---------------|--------|
| Price max | Price min | Closing price | change | Delivery Month | Open price | Price max | Price min | Last price | Closing price | Last Bid | Last Ask | Settlement price | change | Life high | Life low | Trades | Volume | change | Value | change | Open Interest | change |
| SIDENOR (CR) | | | | (Contract Size: 100 Securities, Physical Delivery) | | | | | | | | | | | | | | | | | | |
| 1,75 | 1,67 | 1,72 | 1,78% | December 2013 | 1,71 | 1,77 | 1,71 | 1,75 | 1,73 | 12@1,73 | 5@1,77 | 1,73 | 1,76% | 1,88 | 1,49 | 39 | 247 | 1958,33% | 43.196,00 | 1997,91% | 1.857 | 7,22% |
| | | | | March 2014 | --- | --- | --- | --- | --- | --- | 5@1,80 | --- | --- | --- | --- | --- | --- | --- | --- | --- | --- | --- |
| | | | | June 2014 | --- | --- | --- | --- | --- | --- | --- | --- | --- | --- | --- | --- | --- | --- | --- | --- | --- | --- |
| | | | | September 2014 | --- | --- | --- | --- | --- | --- | --- | --- | --- | --- | --- | --- | --- | --- | --- | --- | --- | --- |
| TERNA ENERGY (CR) | | | | (Contract Size: 100 Securities, Physical Delivery) | | | | | | | | | | | | | | | | | | |
| 3,70 | 3,58 | 3,69 | 2,79% | December 2013 | 3,63 | 3,69 | 3,62 | 3,66 | 3,71 | 1@3,62 | 1@3,68 | 3,71 | 2,77% | 3,69 | 3,00 | 18 | 65 | 12,07% | 23.730,00 | 14,27% | 2.308 | 0,87% |
| | | | | March 2014 | --- | --- | --- | --- | --- | --- | 1@3,73 | --- | --- | --- | --- | --- | --- | --- | --- | --- | --- | --- |
| | | | | June 2014 | --- | --- | --- | --- | --- | --- | --- | --- | --- | --- | --- | --- | --- | --- | --- | --- | --- | --- |
| | | | | September 2014 | --- | --- | --- | --- | --- | --- | --- | --- | --- | --- | --- | --- | --- | --- | --- | --- | --- | --- |
| TITAN CEMENT (CR) | | | | (Contract Size: 100 Securities, Physical Delivery) | | | | | | | | | | | | | | | | | | |
| 19,50 | 19,04 | 19,50 | 0,62% | December 2013 | 19,49 | 19,52 | 19,17 | 19,49 | 19,43 | 5@19,42 | 1@19,59 | 19,43 | 0,62% | 19,94 | 15,02 | 18 | 35 | 250,00% | 67.574,00 | 255,04% | 250 | -4,21% |
| | | | | March 2014 | --- | --- | --- | --- | 19,37 | --- | 1@19,77 | 19,37 | 0,62% | 19,05 | 18,01 | --- | --- | --- | --- | --- | --- | --- |
| | | | | June 2014 | --- | --- | --- | --- | --- | --- | --- | --- | --- | --- | --- | --- | --- | --- | --- | --- | --- | --- |
| | | | | September 2014 | --- | --- | --- | --- | --- | --- | --- | --- | --- | --- | --- | --- | --- | --- | --- | --- | --- | --- |
| VIOHALCO (CB) | | | | (Contract Size: 100 Securities, Physical Delivery) | | | | | | | | | | | | | | | | | | |
| 5,80 | 5,54 | 5,80 | 4,69% | December 2013 | 5,66 | 5,76 | 5,57 | 5,76 | 5,79 | 2@5,72 | 2@5,78 | 5,79 | 4,70% | 5,86 | 3,89 | 39 | 147 | 119,40% | 82.951,00 | 124,90% | 429 | 5,41% |
| | | | | March 2014 | --- | --- | --- | --- | --- | --- | 2@5,84 | --- | --- | --- | --- | --- | --- | --- | --- | --- | --- | --- |
| | | | | June 2014 | --- | --- | --- | --- | --- | --- | --- | --- | --- | --- | --- | --- | --- | --- | --- | --- | --- | --- |
| | | | | September 2014 | --- | --- | --- | --- | --- | --- | --- | --- | --- | --- | --- | --- | --- | --- | --- | --- | --- | --- |

FTSE/Athex Large Cap

(Trade Unit: 1 Index Point x 5€ - Exercise Style: European, Cash Settlement)

| Exercise Price | Call Options | | | | | | | | | | | | | | Put Options | | | | | | | | | | | | | | | | | | |
|----------------|---------------|-----------|-----------|------------|---------------|--------|---------------|---------------|-----------|-----------|------------|---------------|--------|---------------|--------------|---------------|---------------|-----------|-----------|------------|---------------|--------|---------------|---------------|-----------|-----------|------------|---------------|--------|---------------|--------------|---------------|----------------|
| | November 2013 | | | | | | | December 2013 | | | | | | | Other Months | | November 2013 | | | | | | | December 2013 | | | | | | | Other Months | | Exercise Price |
| | Open price | Price max | Price min | Last price | Closing price | Volume | Open Interest | Open price | Price max | Price min | Last price | Closing price | Volume | Open Interest | Volume | Open Interest | Open price | Price max | Price min | Last price | Closing price | Volume | Open Interest | Open price | Price max | Price min | Last price | Closing price | Volume | Open Interest | Volume | Open Interest | |
| 215 | - | - | - | - | 182,00 | - | 65 | - | - | - | - | - | - | - | - | - | - | - | - | - | - | - | - | - | - | - | - | - | - | - | - | - | |
| 240 | - | - | - | - | - | - | - | - | - | - | - | - | - | - | - | - | - | - | - | - | - | - | - | - | - | - | - | - | - | - | - | - | 240 |
| 255 | - | - | - | - | - | - | - | - | - | - | - | - | - | - | - | - | - | - | - | - | - | - | - | - | - | - | - | - | - | - | - | - | 255 |
| 260 | - | - | - | - | - | - | - | - | - | - | - | - | - | - | - | - | - | - | - | - | - | - | - | - | - | - | - | - | - | - | - | - | 260 |
| 265 | - | - | - | - | - | - | - | - | - | - | - | - | - | - | - | - | - | - | - | - | - | - | - | - | - | - | - | - | - | - | - | - | 265 |
| 270 | - | - | - | - | - | - | - | - | - | - | - | 127,00 | - | 4 | - | - | - | - | - | - | - | - | - | - | - | - | - | - | - | - | - | - | 270 |
| 275 | - | - | - | - | - | - | - | - | - | - | - | - | - | - | - | - | - | - | - | - | - | - | - | - | - | - | - | - | - | - | - | - | 275 |
| 280 | - | - | - | - | - | - | - | - | - | - | - | - | - | - | - | - | - | - | - | - | - | - | - | - | - | - | - | - | - | - | - | - | 280 |
| 285 | - | - | - | - | - | - | - | - | - | - | - | - | - | - | - | - | - | - | - | - | - | - | - | - | - | - | - | - | - | - | - | - | 285 |
| 290 | - | - | - | - | - | - | - | - | - | - | - | - | - | - | - | - | - | - | - | - | - | - | - | - | - | - | - | - | - | - | - | - | 290 |
| 295 | - | - | - | - | - | - | - | - | - | - | - | - | - | - | - | - | - | - | - | - | - | - | - | - | - | - | - | - | - | - | - | - | 295 |
| 300 | - | - | - | - | - | - | - | - | - | - | - | - | - | - | - | - | - | - | - | - | - | - | - | - | - | - | - | - | - | - | - | - | 300 |
| 305 | - | - | - | - | - | - | - | - | - | - | - | - | - | - | - | - | - | - | - | - | - | - | - | - | - | - | - | - | - | - | - | - | 305 |
| 310 | - | - | - | - | - | - | - | - | - | - | - | - | - | - | - | - | - | - | - | - | - | - | - | - | - | - | - | - | - | - | - | - | 310 |
| 315 | - | - | - | - | - | - | - | - | - | - | - | - | - | - | - | - | - | - | - | - | - | - | - | - | - | - | - | - | - | - | - | - | 315 |
| 320 | - | - | - | - | - | - | - | - | - | - | - | - | - | - | - | - | - | - | - | - | - | - | - | - | - | - | - | - | - | - | - | - | 320 |
| 325 | - | - | - | - | - | - | - | - | - | - | - | - | - | - | - | - | - | - | - | - | - | - | - | - | - | - | - | - | - | - | - | - | 325 |
| 330 | - | - | - | - | - | - | - | - | - | - | - | - | - | - | - | - | - | - | - | - | - | - | - | - | - | - | - | - | - | - | - | - | 330 |
| 335 | - | - | - | - | - | - | - | - | - | - | - | - | - | - | - | - | - | - | - | - | - | - | - | - | - | - | - | - | - | - | - | - | 335 |
| 340 | 60,00 | 60,00 | 60,00 | 60,00 | 58,00 | 10 | 20 | - | - | - | - | - | - | - | - | - | 2,30 | 2,30 | 2,30 | 2,30 | 1,10 | 1 | 957 | - | - | - | - | - | - | - | - | - | 340 |
| 345 | - | - | - | - | 53,50 | - | 23 | - | - | - | - | - | - | - | - | - | 3,10 | 3,10 | 3,10 | 3,10 | 1,50 | 1 | 3 | - | - | - | - | - | - | - | - | - | 345 |
| 350 | 48,75 | 49,75 | 48,75 | 49,75 | 49,00 | 60 | 200 | - | - | - | - | - | - | - | - | - | - | - | - | - | 2,00 | - | 272 | - | - | - | - | 7,10 | - | 370 | - | - | 350 |
| 355 | - | - | - | - | 44,50 | - | 60 | - | - | - | - | - | - | - | - | - | 4,00 | 4,00 | 4,00 | 4,00 | 2,70 | 1 | 43 | - | - | - | - | - | - | - | - | - | 355 |
| 360 | 41,75 | 41,75 | 41,75 | 41,75 | 40,50 | 20 | 175 | - | - | - | - | - | - | - | - | - | 5,20 | 5,20 | 5,20 | 5,20 | 3,50 | 7 | 31 | - | - | - | - | - | - | - | - | - | 360 |
| 365 | - | - | - | - | 36,50 | - | 94 | - | - | - | - | - | - | - | - | - | - | - | - | - | 4,50 | - | 49 | - | - | - | - | - | - | - | - | - | 365 |
| 370 | - | - | - | - | - | - | - | - | - | - | - | - | - | - | - | - | 6,00 | 6,00 | 6,00 | 6,00 | 5,70 | 1 | 51 | - | - | - | - | - | - | - | - | - | 370 |
| 375 | 30,75 | 30,75 | 26,00 | 29,75 | 29,00 | 217 | 86 | - | - | - | - | - | - | - | - | - | - | - | - | - | 7,20 | - | 1 | - | - | - | - | - | - | - | - | - | 375 |
| 380 | 25,00 | 27,75 | 25,00 | 27,00 | 25,75 | 264 | 401 | - | - | - | - | - | - | - | - | - | 11,50 | 11,50 | 8,50 | 11,00 | 8,80 | 20 | 206 | - | - | - | - | - | - | - | - | - | 380 |
| 385 | - | - | - | - | 22,75 | - | 13 | - | - | - | - | - | - | - | - | - | - | - | - | - | - | - | - | - | - | - | - | - | - | - | - | - | 385 |
| 390 | 18,50 | 22,00 | 18,50 | 22,00 | 19,75 | 82 | 68 | - | - | - | - | - | - | - | - | - | 12,50 | 13,75 | 12,50 | 13,75 | 12,75 | 4 | 12 | - | - | - | - | - | - | - | - | - | 390 |
| 395 | 17,50 | 19,00 | 17,50 | 19,00 | 17,25 | 7 | 308 | - | - | - | - | - | - | - | - | - | - | - | - | - | - | - | - | - | - | - | - | - | - | - | - | - | 395 |
| 400 | 13,75 | 17,00 | 13,75 | 15,00 | 14,75 | 158 | 132 | 23,00 | 27,00 | 23,00 | 25,00 | 24,25 | 142 | 343 | - | - | 19,00 | 20,00 | 19,00 | 20,00 | 17,75 | 3 | 3 | - | - | - | - | - | - | - | - | - | 400 |
| 405 | - | - | - | - | - | - | - | - | - | - | - | - | - | - | - | - | - | - | - | - | - | - | - | - | - | - | - | - | - | - | - | - | 405 |
| 410 | - | - | - | - | - | - | - | - | - | - | - | - | - | - | - | - | - | - | - | - | - | - | - | - | - | - | - | - | - | - | - | - | 410 |
| 415 | - | - | - | - | - | - | - | - | - | - | - | - | - | - | - | - | - | - | - | - | - | - | - | - | - | - | - | - | - | - | - | - | 415 |
| 420 | - | - | - | - | - | - | - | - | - | - | - | - | - | - | - | - | - | - | - | - | - | - | - | - | - | - | - | - | - | - | - | - | 420 |

FTSE/Athex Large Cap

(Trade Unit: 1 Index Point x 5€ - Exercise Style: European, Cash Settlement)

| Exercise Price | Call Options | | | | | | | | | | | | | | Put Options | | | | | | | | | | | Exercise Price | | | | | | | | | |
|-----------------------------|---------------|-----------|-----------|------------|---------------|--------|---------------|---------------|-----------|-----------|------------|---------------|--------|---------------|--------------|---------------|---------------|-----------|-----------|------------|---------------|--------|---------------|---------------|-----------|----------------|-----------|--------------|---------------|-----------|---------------|--------|---------------|-----|-------|
| | November 2013 | | | | | | | December 2013 | | | | | | | Other Months | | November 2013 | | | | | | | December 2013 | | | | Other Months | | | | | | | |
| | Open price | Price max | Price min | Last price | Closing price | Volume | Open Interest | Open price | Price max | Price min | Last price | Closing price | Volume | Open Interest | Volume | Open Interest | Open price | Price max | Price min | Last price | Closing price | Volume | Open Interest | Open price | Price max | | Price min | Last price | Closing price | Volume | Open Interest | Volume | Open Interest | | |
| 425 | - | - | - | - | - | - | - | - | - | - | - | - | - | - | - | - | - | - | - | - | - | - | - | - | - | - | - | - | - | - | - | - | - | 425 | |
| 440 | - | - | - | - | - | - | - | - | - | - | - | - | - | - | - | - | - | - | - | 46,50 | - | 57 | - | 53,00 | 53,00 | 53,00 | 53,00 | 52,50 | 6 | 195 | - | - | - | - | 440 |
| 1.500 | - | - | - | - | - | - | - | - | - | - | - | - | - | - | - | - | - | - | - | - | - | - | - | - | - | - | - | 1.097,00 | - | 3 | - | - | - | - | 1.500 |
| Totals: | | | | | | | 818 | 1.645 | | | | | | | 142 | 347 | 0 | 0 | | | | | | | 38 | 1.723 | | | | | 6 | 568 | 0 | 0 | |
| Nominal Transactions Value: | | | | | | | 1.556.200,00 | | | | | | | | 284.000,00 | | 0,00 | | | | | | | 71.450,00 | | | | | | 13.200,00 | | 0,00 | | | |
| Number of Trades: | | | | | | | 83 | | | | | | | | 11 | | 0 | | | | | | | 20 | | | | | | 1 | | 0 | | | |

FTSE/Athex Large Cap

(Trade Unit: 1 Index Point x 5€ - Exercise Style: European, Cash Settlement)

| Call Options | | | | | | | | | | | | | | | | Put Options | | | | | | | | | | | | | | | | | |
|----------------|------------|-----------|-----------|------------|---------------|--------|---------------|---------------|-----------|-----------|------------|---------------|--------|---------------|--------|---------------|------------|-----------|-----------|---------------|---------------|--------|---------------|------------|-----------|---------------|------------|---------------|--------|---------------|--------|---------------|----------------|
| November 2013 | | | | | | | | December 2013 | | | | | | | | Other Months | | | | November 2013 | | | | | | December 2013 | | | | Other Months | | | |
| Exercise Price | Open price | Price max | Price min | Last price | Closing price | Volume | Open Interest | Open price | Price max | Price min | Last price | Closing price | Volume | Open Interest | Volume | Open Interest | Open price | Price max | Price min | Last price | Closing price | Volume | Open Interest | Open price | Price max | Price min | Last price | Closing price | Volume | Open Interest | Volume | Open Interest | Exercise Price |

ALPHA BANK (CR)

(Contract Size: 100 Securities, Exercise Style: American, Physical Delivery)

| Exercise Price | Call Options | | | | | | | | | | | | | | Put Options | | | | | | | | | | | | | | Exercise Price | | | | |
|-----------------------------|---------------|-----------|-----------|------------|---------------|--------|---------------|---------------|-----------|-----------|------------|---------------|--------|---------------|--------------|---------------|---------------|-----------|-----------|------------|---------------|--------|---------------|---------------|-----------|-----------|------------|---------------|----------------|--------|---------------|--------|---------------|
| | November 2013 | | | | | | | December 2013 | | | | | | | Other Months | | November 2013 | | | | | | | December 2013 | | | | | | | Other Months | | |
| | Open price | Price max | Price min | Last price | Closing price | Volume | Open Interest | Open price | Price max | Price min | Last price | Closing price | Volume | Open Interest | Volume | Open Interest | Open price | Price max | Price min | Last price | Closing price | Volume | Open Interest | Open price | Price max | Price min | Last price | Closing price | | Volume | Open Interest | Volume | Open Interest |
| 0,100 | | | | | - | - | | | | | | - | - | | | | | | | | - | - | | | | | | | | | | | 0,100 |
| 0,200 | | | | | - | - | | | | | | - | - | | | | | | | | - | - | | | | | | | | | | | 0,200 |
| 0,300 | | | | | - | - | | | | | | - | - | | | | | | | | - | - | | | | | | | | | | | 0,300 |
| 0,350 | | | | | - | - | | | | | | - | - | | | | | | | | - | - | | | | | | | | | | | 0,350 |
| 0,400 | | | | | - | - | | | | | | - | - | | | | | | | | - | - | | | | | | | | | | | 0,400 |
| 0,450 | | | | | - | - | | | | | | - | - | | | | | | | | - | - | | | | | | | | | | | 0,450 |
| 0,500 | | | | | - | - | | | | | | - | - | | | | | | | | - | - | | | | | | | | | | | 0,500 |
| 0,550 | | | | | - | - | | | | | | - | - | | | | | | | | 0,002 | - | 500 | | | | | - | - | | | | 0,550 |
| 0,600 | | | | | - | - | | | | | | - | - | | | | | | | | - | - | | | | | | | | | | | 0,600 |
| 0,650 | | | | | - | - | | | | | | - | - | | | | | | | | - | - | | | | | | | | | | | 0,650 |
| 0,700 | | | | | - | - | | | | | | - | - | | | | | | | | - | - | | | | | | | | | | | 0,700 |
| 0,750 | | | | | - | - | | | | | | - | - | | | | | | | | - | - | | | | | | | | | | | 0,750 |
| 0,800 | | | | | - | - | | | | | | - | - | | | | | | | | - | - | | | | | | | | | | | 0,800 |
| 0,850 | | | | | - | - | | | | | | - | - | | | | | | | | - | - | | | | | | | | | | | 0,850 |
| 0,900 | | | | | - | - | | | | | | - | - | | | | | | | | - | - | | | | | | | | | | | 0,900 |
| 1,00 | | | | | - | - | | | | | | - | - | | | | | | | | - | - | | | | | | | | | | | 1,00 |
| 1,10 | | | | | - | - | | | | | | - | - | | | | | | | | - | - | | | | | | | | | | | 1,10 |
| 1,20 | | | | | - | - | | | | | | - | - | | | | | | | | - | - | | | | | | | | | | | 1,20 |
| 1,30 | | | | | - | - | | | | | | - | - | | | | | | | | - | - | | | | | | | | | | | 1,30 |
| 1,40 | | | | | - | - | | | | | | - | - | | | | | | | | - | - | | | | | | | | | | | 1,40 |
| 1,50 | | | | | - | - | | | | | | - | - | | | | | | | | - | - | | | | | | | | | | | 1,50 |
| 1,60 | | | | | - | - | | | | | | - | - | | | | | | | | - | - | | | | | | | | | | | 1,60 |
| 1,70 | | | | | - | - | | | | | | - | - | | | | | | | | - | - | | | | | | | | | | | 1,70 |
| 1,80 | | | | | - | - | | | | | | - | - | | | | | | | | - | - | | | | | | | | | | | 1,80 |
| Totals: | | | | | | 0 | 0 | | | | | | 0 | 0 | 0 | 0 | | | | | | 0 | 500 | | | | | 0 | 0 | 0 | 0 | | |
| Nominal Transactions Value: | | | | | | 0,00 | | | | | | | 0,00 | 0,00 | | | | | | | | 0,00 | | | | | | 0,00 | 0,00 | | | | |
| Number of Trades: | | | | | | 0 | | | | | | | 0 | 0 | 0 | | | | | | | 0 | | | | | | 0 | 0 | | | | |

NATIONAL BANK (CR)

(Contract Size: 100 Securities, Exercise Style: American, Physical Delivery)

| Call Options | | | | | | | | | | | | | | | | | | Put Options | | | | | | | | | | | | | | | | | | | |
|----------------|---------------|-----------|-----------|------------|---------------|--------|---------------|---------------|-----------|-----------|------------|---------------|--------|---------------|--------------|---------------|------------|-------------|---------------|------------|---------------|--------|---------------|------------|-----------|---------------|------------|---------------|--------|---------------|--------|---------------|--------------|-------|--|--|----------------|
| Exercise Price | November 2013 | | | | | | | December 2013 | | | | | | | Other Months | | | | November 2013 | | | | | | | December 2013 | | | | | | | Other Months | | | | Exercise Price |
| | Open price | Price max | Price min | Last price | Closing price | Volume | Open Interest | Open price | Price max | Price min | Last price | Closing price | Volume | Open Interest | Volume | Open Interest | Open price | Price max | Price min | Last price | Closing price | Volume | Open Interest | Open price | Price max | Price min | Last price | Closing price | Volume | Open Interest | Volume | Open Interest | | | | | |
| 0,300 | | | | | | - | - | | | | | | | - | - | | | | | | | | | | | | | | | | | | | 0,300 | | | |
| 0,400 | | | | | | - | - | | | | | | | - | - | | | | | | | | | | | | | | | | | | | 0,400 | | | |
| 0,500 | | | | | | - | - | | | | | | | - | - | | | | | | | | | | | | | | | | | | | 0,500 | | | |
| 0,600 | | | | | | - | - | | | | | | | - | - | | | | | | | | | | | | | | | | | | | 0,600 | | | |
| 0,700 | | | | | | - | - | | | | | | | - | - | | | | | | | | | | | | | | | | | | | 0,700 | | | |
| 0,800 | | | | | | - | - | | | | | | | - | - | | | | | | | | | | | | | | | | | | | 0,800 | | | |
| 0,900 | | | | | | - | - | | | | | | | - | - | | | | | | | | | | | | | | | | | | | 0,900 | | | |
| 1,00 | | | | | | - | - | | | | | | | - | - | | | | | | | | | | | | | | | | | | | 1,00 | | | |
| 1,10 | | | | | | - | - | | | | | | | - | - | | | | | | | | | | | | | | | | | | | 1,10 | | | |
| 1,20 | | | | | | - | - | | | | | | | - | - | | | | | | | | | | | | | | | | | | | 1,20 | | | |
| 1,30 | | | | | | - | - | | | | | | | - | - | | | | | | | | | | | | | | | | | | | 1,30 | | | |
| 1,40 | | | | | | - | - | | | | | | | - | - | | | | | | | | | | | | | | | | | | | 1,40 | | | |
| 1,50 | | | | | | - | - | | | | | | | - | - | | | | | | | | | | | | | | | | | | | 1,50 | | | |
| 1,60 | | | | | | - | - | | | | | | | - | - | | | | | | | | | | | | | | | | | | | 1,60 | | | |
| 1,70 | | | | | | - | - | | | | | | | - | - | | | | | | | | | | | | | | | | | | | 1,70 | | | |
| 1,80 | | | | | | - | - | | | | | | | - | - | | | | | | | | | | | | | | | | | | | 1,80 | | | |
| 1,90 | | | | | | - | - | | | | | | | - | - | | | | | | | | | | | | | | | | | | | 1,90 | | | |
| 2,00 | | | | | | - | - | | | | | | | - | - | | | | | | | | | | | | | | | | | | | 2,00 | | | |
| 2,20 | | | | | | - | - | | | | | | | - | - | | | | | | | | | | | | | | | | | | | 2,20 | | | |
| 2,40 | | | | | | - | - | | | | | | | - | - | | | | | | | | | | | | | | | | | | | 2,40 | | | |
| 2,60 | | | | | | - | - | | | | | | | - | - | | | | | | | | | | | | | | | | | | | 2,60 | | | |
| 2,70 | | | | | | - | - | | | | | | | - | - | | | | | | | | | | | | | | | | | | | 2,70 | | | |
| 2,80 | | | | | | - | - | | | | | | | - | - | | | | | | | | | | | | | | | | | | | 2,80 | | | |
| 2,90 | | | | | | - | - | | | | | | | - | - | | | | | | | | | | | | | | | | | | | 2,90 | | | |
| 3,00 | | | | | | - | - | | | | | | | - | - | | | | | | | | | | | | | | | | | | | 3,00 | | | |
| 3,10 | | | | | | - | - | | | | | | | - | - | | | | | | | | | | | | | | | | | | | 3,10 | | | |
| 3,20 | | | | | 1,21 | - | 20 | | | | | | | - | - | | | | | | | | | | | | | | | | | | | 3,20 | | | |
| 3,30 | | | | | - | - | | | | | | | | - | - | | | | | | | | | | | | | | | | | | | 3,30 | | | |
| 3,40 | | | | | 1,01 | - | 40 | | | | | | | - | - | | | | | | | | | 0,050 | 0,050 | 0,050 | 0,050 | 0,043 | 100 | 100 | | | 3,40 | | | | |
| 3,50 | | | | | - | - | | | | | | | | - | - | | | | | | | | | | | | | | | | | | | 3,50 | | | |
| 3,60 | | | | | 0,818 | - | 50 | | | | | 0,893 | - | 5 | | | | | | | | | | | | | | | | | | | 3,60 | | | | |
| 3,70 | | | | | - | - | | | | | | | | - | - | | | | | | | | | | | | | | | | | | | 3,70 | | | |
| 3,80 | | | | | 0,636 | - | 130 | | | | | 0,740 | - | 207 | | | | | | | | | | 0,160 | 0,160 | 0,160 | 0,160 | 0,121 | 100 | 100 | | | 3,80 | | | | |
| 3,90 | | | | | - | - | | | | | | | | - | - | | | | | | | | | | | | | | | | | | | 3,90 | | | |
| 4,00 | 0,283 | 0,370 | 0,283 | 0,370 | 0,471 | 13 | 4 | 0,585 | 0,585 | 0,585 | 0,585 | 0,603 | 10 | 600 | | | | | | | | | | | | | | | | | | | 4,00 | | | | |
| 4,40 | | | | | - | - | | | | | | | | - | - | | | | | | | | | | | | | | | | | | | 4,40 | | | |

NATIONAL BANK (CR)

(Contract Size: 100 Securities, Exercise Style: American, Physical Delivery)

| Exercise Price | Call Options | | | | | | | | | | | | | | Put Options | | | | | | | | | | | | | | Exercise Price |
|-----------------------------|---------------|-----------|-----------|------------|---------------|--------|---------------|------------|--------------|-----------|---------------|---------------|----------|---------------|---------------|---------------|------------|-----------|--------------|------------|---------------|--------|---------------|--------|---------------|-----|------|------|----------------|
| | November 2013 | | | | December 2013 | | | | Other Months | | November 2013 | | | | December 2013 | | | | Other Months | | | | | | | | | | |
| | Open price | Price max | Price min | Last price | Closing price | Volume | Open Interest | Open price | Price max | Price min | Last price | Closing price | Volume | Open Interest | Volume | Open Interest | Open price | Price max | Price min | Last price | Closing price | Volume | Open Interest | Volume | Open Interest | | | | |
| 4,80 | | | | | | - | - | | | | | | | | | | | | | | | | | | | | | 4,80 | |
| 5,20 | | | | | | - | - | | | | | | | | | | | | | | | | | | | | | 5,20 | |
| 5,60 | | | | | | - | - | | | | | | | | | | | | | | | | | | | | | 5,60 | |
| 6,00 | | | | | | - | - | | | | | | | | | | | | | | | | | | | | | 6,00 | |
| 6,40 | | | | | | - | - | | | | | | | | | | | | | | | | | | | | | 6,40 | |
| Totals: | | | | | | 13 | 244 | | | | | | 10 | 812 | 0 | 0 | | | | | | | | | 200 | 200 | 0 | 0 | |
| Nominal Transactions Value: | | | | | | | 5.200,00 | | | | | | 4.000,00 | | 0,00 | | | | | | | | | | 72.000,00 | | 0,00 | | |
| Number of Trades: | | | | | | 9 | | | | | | 1 | | 0 | | | | | | | | | | 2 | | 0 | | | |

OPAP (CR)

(Contract Size: 100 Securities, Exercise Style: American, Physical Delivery)

| Exercise Price | Call Options | | | | | | | | | | | | | | Put Options | | | | | | | | | | | | | | | | | | | | |
|-----------------------------|---------------|-----------|-----------|------------|---------------|--------|---------------|---------------|-----------|-----------|------------|---------------|--------|---------------|--------------|---------------|---------------|-----------|-----------|------------|---------------|--------|---------------|---------------|-----------|-----------|------------|---------------|--------|---------------|--------------|---------------|----------------|------|-------|
| | November 2013 | | | | | | | December 2013 | | | | | | | Other Months | | November 2013 | | | | | | | December 2013 | | | | | | | Other Months | | Exercise Price | | |
| | Open price | Price max | Price min | Last price | Closing price | Volume | Open Interest | Open price | Price max | Price min | Last price | Closing price | Volume | Open Interest | Volume | Open Interest | Open price | Price max | Price min | Last price | Closing price | Volume | Open Interest | Open price | Price max | Price min | Last price | Closing price | Volume | Open Interest | Volume | Open Interest | | | |
| 1,00 | | | | | | - | - | | | | | 8,80 | - | 135 | | | | | | | | - | - | | | | | - | - | | | 1,00 | | | |
| 4,00 | | | | | | - | - | | | | | | - | - | | | | | | | | - | - | | | | | - | - | | | 4,00 | | | |
| 4,40 | | | | | | - | - | | | | | | - | - | | | | | | | | - | - | | | | | - | - | | | 4,40 | | | |
| 4,80 | | | | | | - | - | | | | | | - | - | | | | | | | | - | - | | | | | - | - | | | 4,80 | | | |
| 5,20 | | | | | | - | - | | | | | | - | - | | | | | | | | - | - | | | | | - | - | | | 5,20 | | | |
| 5,60 | | | | | | - | - | | | | | | - | - | | | | | | | | - | - | | | | | - | - | | | 5,60 | | | |
| 6,00 | | | | | | - | - | | | | | | - | - | | | | | | | | - | - | | | | | - | - | | | 6,00 | | | |
| 6,40 | | | | | | - | - | | | | | | - | - | | | | | | | | - | - | | | | | - | - | | | 6,40 | | | |
| 6,60 | | | | | | - | - | | | | | | - | - | | | | | | | | - | - | | | | | - | - | | | 6,60 | | | |
| 6,80 | | | | | | - | - | | | | | | - | - | | | | | | | | - | - | | | | | - | - | | | 6,80 | | | |
| 7,00 | | | | | | - | - | | | | | | - | - | | | | | | | | - | - | | | | | - | - | | | 7,00 | | | |
| 7,20 | | | | | | - | - | | | | | | - | - | | | | | | | | | - | - | | | | | 0,062 | - | - | | | 7,20 | |
| 7,40 | | | | | | - | - | | | | | | - | - | | | | | | | | | - | - | | | | | 0,086 | - | - | | | 7,40 | |
| 7,60 | | | | | | - | - | | | | | | - | - | | | | | | | | | - | - | | | | | 0,113 | - | - | | | 7,60 | |
| 7,80 | | | | | | - | - | | | | | | - | - | | | | | | | | | - | - | | | | | 0,150 | - | - | | | 7,80 | |
| 8,00 | | | | | | - | - | | | | | | 1,93 | - | 10 | | | | | | | | - | - | | | | | 0,192 | - | - | | | 8,00 | |
| 8,20 | | | | | | - | - | | | | | | 1,76 | - | 10 | | | | | | | | - | - | | | | | 0,243 | - | - | | | 8,20 | |
| 8,40 | | | | | | - | - | | | | | | 1,60 | - | 15 | | | | | | | | - | - | | | | | - | - | | | 8,40 | | |
| 8,60 | | | | | | - | - | | | | | | - | - | | | | | | | | | - | - | | | | | - | - | | | 8,60 | | |
| 8,80 | | | | | | - | - | | | | | | - | - | | | | | | | | | | - | - | | | | | 0,094 | - | 1 | | | 8,80 |
| 9,00 | | | | | | - | - | | | | | | 1,16 | - | 500 | | | | | | | | - | - | | | | | - | - | | | 9,00 | | |
| 9,20 | | | | | | - | - | | | | | | - | - | | | | | | | | | | - | - | | | | | 0,189 | - | 1 | | | 9,20 |
| 9,40 | | | | | | - | - | | | | | | - | - | | | | | | | | | | 0,250 | 0,250 | 0,250 | 0,250 | 0,256 | 1 | 1 | | | 9,40 | | |
| 9,60 | | | | | | - | - | | | | | | - | - | | | | | | | | | - | - | | | | | - | - | | | 9,60 | | |
| 9,80 | | | | | | - | - | | | | | | - | - | | | | | | | | | - | - | | | | | - | - | | | 9,80 | | |
| 10,00 | | | | | | - | - | | | | | | 0,626 | - | 500 | | | | | | | | - | - | | | | | - | - | | | 10,00 | | |
| 11,00 | | | | | | - | - | | | | | | - | - | | | | | | | | | - | - | | | | | - | - | | | 11,00 | | |
| 12,00 | | | | | | - | - | | | | | | - | - | | | | | | | | | - | - | | | | | - | - | | | 12,00 | | |
| 13,00 | | | | | | - | - | | | | | | - | - | | | | | | | | | - | - | | | | | - | - | | | 13,00 | | |
| 14,00 | | | | | | - | - | | | | | | - | - | | | | | | | | | - | - | | | | | - | - | | | 14,00 | | |
| 15,00 | | | | | | - | - | | | | | | - | - | | | | | | | | | - | - | | | | | - | - | | | 15,00 | | |
| 16,00 | | | | | | - | - | | | | | | - | - | | | | | | | | | - | - | | | | | - | - | | | 16,00 | | |
| 17,00 | | | | | | - | - | | | | | | - | - | | | | | | | | | - | - | | | | | - | - | | | 17,00 | | |
| 20,00 | | | | | | - | - | | | | | | - | - | | | | | | | | | | - | - | | | | | 10,66 | - | - | | | 20,00 |
| Totals: | | | | | | 0 | 0 | | | | | 0 | 1.305 | 0 | 0 | | | | | | | 1 | 3 | | | | 0 | 320 | 0 | 0 | | | | | |
| Nominal Transactions Value: | | | | | | | 0,00 | | | | | 0,00 | | 0,00 | | | | | | | | 940,00 | | | | | 0,00 | | 0,00 | | | | | | |
| Number of Trades: | | | | | | | 0 | | | | | 0 | | 0 | | | | | | | | 1,00 | | | | | 0 | | 0 | | | | | | |

OTE (CR)

(Contract Size: 100 Securities, Exercise Style: American, Physical Delivery)

| Exercise Price | Call Options | | | | | | | | | | | | | | | Put Options | | | | | | | | | | | Exercise Price | | | | | | |
|-----------------------------|---------------|-----------|-----------|------------|---------------|---------------|---------------|------------|-----------|-----------|--------------|---------------|--------|---------------|--------|---------------|------------|-----------|-----------|------------|---------------|--------|---------------|------------|-----------|--------------|----------------|------------|---------------|--------|---------------|--------|---------------|
| | November 2013 | | | | | December 2013 | | | | | Other Months | | | | | November 2013 | | | | | December 2013 | | | | | Other Months | | | | | | | |
| | Open price | Price max | Price min | Last price | Closing price | Volume | Open Interest | Open price | Price max | Price min | Last price | Closing price | Volume | Open Interest | Volume | Open Interest | Open price | Price max | Price min | Last price | Closing price | Volume | Open Interest | Open price | Price max | Price min | | Last price | Closing price | Volume | Open Interest | Volume | Open Interest |
| 3,80 | | | | | - | - | | | | | | - | - | | | | | | | | - | - | | | | | | | | | | 3,80 | |
| 4,00 | | | | | - | - | | | | | | - | - | | | | | | | | - | - | | | | | | | | | | 4,00 | |
| 4,40 | | | | | - | - | | | | | | - | - | | | | | | | | - | - | | | | | | | | | | 4,40 | |
| 4,80 | | | | | - | - | | | | | | - | - | | | | | | | | - | - | | | | | | | | | | 4,80 | |
| 5,20 | | | | | - | - | | | | | | - | - | | | | | | | | - | - | | | | | | | | | | 5,20 | |
| 5,60 | | | | | - | - | | | | | | - | - | | | | | | | | - | - | | | | | | | | | | 5,60 | |
| 6,00 | | | | | - | - | | | | | | - | - | | | | | | | | - | - | | | | | | | | | | 6,00 | |
| 6,40 | | | | | - | - | | | | | | - | - | | | | | | | | - | - | | | | | | | | | | 6,40 | |
| 6,60 | | | | | - | - | | | | | | - | - | | | | | | | | - | - | | | | | | | | | | 6,60 | |
| 6,80 | | | | | - | - | | | | | | - | - | | | | | | | | - | - | | | | | | | | | | 6,80 | |
| 7,00 | | | | | - | - | | | | | | - | - | | | | | | | | - | - | | | | | | | | | | 7,00 | |
| 7,20 | | | | | - | - | | | | | | - | - | | | | | | | | - | - | | | | | | | | | | 7,20 | |
| 7,40 | | | | | - | - | | | | | | - | - | | | | | | | | - | - | | | | | | | | | | 7,40 | |
| 7,60 | | | | | - | - | | | | | | - | - | | | | | | | | - | - | | | | | | | | | | 7,60 | |
| 7,80 | | | | | - | - | | | | | | - | - | | | | | | | | - | - | | | | | | | | | | 7,80 | |
| 8,00 | | | | | - | - | | | | | | 1,60 | - | 500 | | | | | | | - | - | | | | | | | | | | 8,00 | |
| 8,20 | | | | | - | - | | | | | | - | - | | | | | | | | - | - | | | | | | | | | | 8,20 | |
| 8,40 | | | | | - | - | | | | | | - | - | | | | | | | | - | - | | | | | 0,357 | - | - | | | | 8,40 |
| 8,60 | | | | | - | - | | | | | | - | - | | | | | | | | - | - | | | | | | | | | | 8,60 | |
| 8,80 | | | | | 0,790 | - | 100 | | | | | - | - | | | | | | | | - | - | | | | | | | | | | 8,80 | |
| 9,00 | | | | | - | - | | | | | | 0,960 | - | 500 | | | | | | | - | - | | | | | | | | | | 9,00 | |
| 9,20 | | | | | - | - | | | | | | - | - | | | | | | | | - | - | | | | | | | | | | 9,20 | |
| 9,40 | | | | | - | - | | | | | | - | - | | | | | | | | - | - | | | | | | | | | | 9,40 | |
| 9,60 | | | | | - | - | | | | | | - | - | | | | | | | | - | - | | | | | | | | | | 9,60 | |
| 10,00 | | | | | - | - | | | | | | - | - | | | | | | | | - | - | | | | | | | | | | 10,00 | |
| 11,00 | | | | | - | - | | | | | | - | - | | | | | | | | - | - | | | | | | | | | | 11,00 | |
| 12,00 | | | | | - | - | | | | | | - | - | | | | | | | | - | - | | | | | | | | | | 12,00 | |
| 13,00 | | | | | - | - | | | | | | - | - | | | | | | | | - | - | | | | | | | | | | 13,00 | |
| 14,00 | | | | | - | - | | | | | | - | - | | | | | | | | - | - | | | | | | | | | | 14,00 | |
| 15,00 | | | | | - | - | | | | | | - | - | | | | | | | | - | - | | | | | | | | | | 15,00 | |
| Totals: | | | | | 0 | 100 | | | | | | 0 | 1.000 | 0 | 0 | | | | | 0 | 0 | | | | 0 | 35 | 0 | 0 | 0 | 0 | | | |
| Nominal Transactions Value: | | | | | 0,00 | | | | | | | 0,00 | | 0,00 | | | | | | | 0,00 | | | | 0,00 | | | | | | 0,00 | | |
| Number of Trades: | | | | | 0 | | | | | | | 0 | | 0 | | | | | | | 0 | | | | 0 | | | | | | 0 | | |

PIRAEUS BANK (CR)

(Contract Size: 100 Securities, Exercise Style: American, Physical Delivery)

| Exercise Price | Call Options | | | | | | | | | | | | | | Put Options | | | | | | | | | | | | | | Exercise Price | | | | |
|-----------------------------|---------------|-----------|-----------|------------|---------------|--------|---------------|------------|-----------|-----------|------------|---------------|--------------|---------------|---------------|---------------|------------|-----------|-----------|------------|---------------|--------|---------------|------------|-----------|-----------|--------------|---------------|----------------|--------|---------------|--------|---------------|
| | November 2013 | | | | | | December 2013 | | | | | | Other Months | | November 2013 | | | | | | December 2013 | | | | | | Other Months | | | | | | |
| | Open price | Price max | Price min | Last price | Closing price | Volume | Open Interest | Open price | Price max | Price min | Last price | Closing price | Volume | Open Interest | Volume | Open Interest | Open price | Price max | Price min | Last price | Closing price | Volume | Open Interest | Open price | Price max | Price min | Last price | Closing price | | Volume | Open Interest | Volume | Open Interest |
| 0,200 | | | | | | - | - | | | | | | | - | - | | | | | | | | - | - | | | | | | | | | 0,200 |
| 0,300 | | | | | | - | - | | | | | | | - | - | | | | | | | | - | - | | | | | | | | | 0,300 |
| 0,400 | | | | | | - | - | | | | | | | - | - | | | | | | | | - | - | | | | | | | | | 0,400 |
| 0,500 | | | | | | - | - | | | | | | | - | - | | | | | | | | - | - | | | | | | | | | 0,500 |
| 0,600 | | | | | | - | - | | | | | | | - | - | | | | | | | | - | - | | | | | | | | | 0,600 |
| 0,700 | | | | | | - | - | | | | | | | - | - | | | | | | | | - | - | | | | | | | | | 0,700 |
| 0,800 | | | | | | - | - | | | | | | | - | - | | | | | | | | - | - | | | | | | | | | 0,800 |
| 0,900 | | | | | | - | - | | | | | | | - | - | | | | | | | | - | - | | | | | | | | | 0,900 |
| 1,00 | | | | | | - | - | | | | | | | - | - | | | | | | | | - | - | | | | | | | | | 1,00 |
| 1,05 | | | | | | - | - | | | | | | | - | - | | | | | | | | - | - | | | | | | | | | 1,05 |
| 1,10 | | | | | | - | - | | | | | | | - | - | | | | | | | | - | - | | | | | | | | | 1,10 |
| 1,15 | | | | | | - | - | | | | | | | - | - | | | | | | | | - | - | | | | | | | | | 1,15 |
| 1,20 | | | | | | - | - | | | | | | | - | - | | | | | | | | - | - | | | | | | | | | 1,20 |
| 1,25 | | | | | | - | - | | | | | | | - | - | | | | | | | | - | - | | | | | | | | | 1,25 |
| 1,30 | | | | | | - | - | | | | | | | - | - | | | | | | | | - | - | | | | | | | | | 1,30 |
| 1,35 | | | | | | - | - | | | | | | | - | - | | | | | | | | - | - | | | | | | | | | 1,35 |
| 1,40 | | | | | | - | - | | | | | | | - | - | | | | | | | | - | - | | | | | | | | | 1,40 |
| 1,45 | | | | | | - | - | | | | | | | - | - | | | | | | | | - | - | | | | | | | | | 1,45 |
| 1,50 | | | | | | - | - | | | | | | | - | - | | | | | | | | - | - | | | | | | | | | 1,50 |
| 1,55 | | | | | | - | - | | | | | | | - | - | | | | | | | | - | - | | | | | | | | | 1,55 |
| 1,60 | | | | | | - | - | | | | | | | - | - | | | | | | | | - | - | | | | | | | | | 1,60 |
| 1,65 | | | | | | - | - | | | | | | | - | - | | | | | | | | - | - | | | | | | | | | 1,65 |
| 1,70 | | | | | | - | - | | | | | | | - | - | | | | | | | | - | - | | | | | | | | | 1,70 |
| 1,80 | | | | | | - | - | | | | | | | - | - | | | | | | | | - | - | | | | | | | | | 1,80 |
| 1,90 | | | | | | - | - | | | | | | | - | - | | | | | | | | - | - | | | | | | | | | 1,90 |
| 2,00 | | | | | | - | - | | | | | | | - | - | | | | | | | | - | - | | | | | | | | | 2,00 |
| 2,20 | | | | | | - | - | | | | | | | - | - | | | | | | | | - | - | | | | | | | | | 2,20 |
| 2,40 | | | | | | - | - | | | | | | | - | - | | | | | | | | - | - | | | | | | | | | 2,40 |
| Totals: | | | | | | 0 | 0 | | | | | | | 0 | 0 | 0 | 0 | | | | | | 0 | 0 | | | | | | | | 0 | 0 |
| Nominal Transactions Value: | | | | | | 0,00 | | | | | | | | 0,00 | | 0,00 | | | | | | | 0,00 | | | | | | | | | 0,00 | |
| Number of Trades: | | | | | | 0 | | | | | | | | 0 | | 0 | | | | | | | 0 | | | | | | | | | 0 | |

PPC (CR)

(Contract Size: 100 Securities, Exercise Style: American, Physical Delivery)

| Exercise Price | Call Options | | | | | | | | | | | | | | Put Options | | | | | | | | | | | | | | Exercise Price | | | | | | |
|-----------------------------|---------------|-----------|-----------|------------|---------------|--------|---------------|------------|--------------|-----------|---------------|---------------|--------|---------------|---------------|---------------|------------|-----------|--------------|------------|---------------|--------|---------------|--------|---------------|---|------|-------|----------------|------|--|---|-----|---|---|
| | November 2013 | | | | December 2013 | | | | Other Months | | November 2013 | | | | December 2013 | | | | Other Months | | | | | | | | | | | | | | | | |
| | Open price | Price max | Price min | Last price | Closing price | Volume | Open Interest | Open price | Price max | Price min | Last price | Closing price | Volume | Open Interest | Volume | Open Interest | Open price | Price max | Price min | Last price | Closing price | Volume | Open Interest | Volume | Open Interest | | | | | | | | | | |
| 4,00 | | | | | | - | - | | | | | | | | | | | | | | | | | | | | 4,00 | | | | | | | | |
| 4,40 | | | | | | - | - | | | | | 5,90 | - | 30 | | | | | | | | | | | | | | 4,40 | | | | | | | |
| 4,80 | | | | | | - | - | | | | | | | | | | | | | | | | | | | | | 4,80 | | | | | | | |
| 5,20 | | | | | | - | - | | | | | | | | | | | | | | | | | | | | | 5,20 | | | | | | | |
| 5,60 | | | | | | - | - | | | | | | | | | | | | | | | | | | | | | 5,60 | | | | | | | |
| 6,00 | | | | | | - | - | | | | | | | | | | | | | | | | | | | | | 6,00 | | | | | | | |
| 6,40 | | | | | | - | - | | | | | | | | | | | | | | | | | | | | | 6,40 | | | | | | | |
| 6,80 | | | | | | - | - | | | | | | | | | | | | | | | | | | | | | 6,80 | | | | | | | |
| 7,00 | | | | | | - | - | | | | | | | | | | | | | | | | | | | | | 7,00 | | | | | | | |
| 7,20 | | | | | | - | - | | | | | | | | | | | | | | | | | | | | | 7,20 | | | | | | | |
| 7,40 | | | | | | - | - | | | | | | | | | | | | | | 0,037 | - | - | | | | | 7,40 | | | | | | | |
| 7,60 | | | | | | - | - | | | | | | | | | | | | | | 0,051 | - | - | | | | | 7,60 | | | | | | | |
| 7,80 | | | | | | - | - | | | | | | | | | | | | | | 0,070 | - | - | | | | | 7,80 | | | | | | | |
| 8,00 | | | | | | - | - | | | | | | | | | | | | | | | | | | | | | 8,00 | | | | | | | |
| 8,20 | | | | | | - | - | | | | | | | | | | | | | | | | | | | | | 8,20 | | | | | | | |
| 8,40 | | | | | | - | - | | | | | | | | | | | | | | | | | | | | | 8,40 | | | | | | | |
| 8,60 | | | | | | - | - | | | | | | | | | | | | | | | | | | | | | 8,60 | | | | | | | |
| 8,80 | | | | | | - | - | | | | | 1,76 | - | 60 | | | | | | | | | | | | | | 8,80 | | | | | | | |
| 9,00 | | | | | | - | - | | | | | | | | | | | | | | | | | | | | | 9,00 | | | | | | | |
| 9,20 | | | | | | - | - | | | | | | | | | | | | | | | | | | | | | 9,20 | | | | | | | |
| 9,40 | | | | | | - | - | | | | | | | | | | | | | | | | | | | | | 9,40 | | | | | | | |
| 9,60 | | | | | | - | - | | | | | | | | | | | | | | | | | | | | | 9,60 | | | | | | | |
| 9,80 | | | | | | - | - | | | | | | | | | | | | | | | | | | | | | 9,80 | | | | | | | |
| 10,00 | | | | | | - | - | | | | | | | | | | | | | | | | | | | | | 10,00 | | | | | | | |
| 10,50 | | | | | | - | - | | | | | | | | | | | | | | | | | | | | | 10,50 | | | | | | | |
| 11,00 | | | | | | - | - | | | | | | | | | | | | | | | | | | | | | 11,00 | | | | | | | |
| 11,50 | | | | | | - | - | | | | | | | | | | | | | | | | | | | | | 11,50 | | | | | | | |
| 12,00 | | | | | | - | - | | | | | | | | | | | | | | | | | | | | | 12,00 | | | | | | | |
| 13,00 | | | | | | - | - | | | | | | | | | | | | | | | | | | | | | 13,00 | | | | | | | |
| 14,00 | | | | | | - | - | | | | | | | | | | | | | | | | | | | | | 14,00 | | | | | | | |
| 15,00 | | | | | | - | - | | | | | | | | | | | | | | | | | | | | | 15,00 | | | | | | | |
| 16,00 | | | | | | - | - | | | | | | | | | | | | | | | | | | | | | 16,00 | | | | | | | |
| Totals: | | | | | | 0 | 0 | | | | | | | 0 | 90 | 0 | 0 | | | | | | | | | 0 | 1 | | | | | 0 | 435 | 0 | 0 |
| Nominal Transactions Value: | | | | | | 0,00 | | | | | | | 0,00 | | 0,00 | | | | | | | | | 0,00 | | | | | | 0,00 | | | | | |
| Number of Trades: | | | | | | 0 | | | | | | | 0 | | 0 | | | | | | | | | 0 | | | | | | 0 | | | | | |

PPC (CR)

(Contract Size: 100 Securities, Exercise Style: American, Physical Delivery)

| Call Options | | | | | | | | | | | | | | | Put Options | | | | | | | | | | | | | | | | | | |
|----------------|------------|-----------|-----------|------------|---------------|--------|---------------|------------|-----------|-----------|------------|---------------|--------|---------------|-------------|---------------|------------|-----------|-----------|------------|---------------|--------|---------------|------------|-----------|--------------|------------|----------------|---------------|--------|---------------|--------|---------------|
| November 2013 | | | | | | | December 2013 | | | | | | | Other Months | | November 2013 | | | | | December 2013 | | | | | Other Months | | Exercise Price | | | | | |
| Exercise Price | Open price | Price max | Price min | Last price | Closing price | Volume | Open Interest | Open price | Price max | Price min | Last price | Closing price | Volume | Open Interest | Volume | Open Interest | Open price | Price max | Price min | Last price | Closing price | Volume | Open Interest | Open price | Price max | Price min | Last price | | Closing price | Volume | Open Interest | Volume | Open Interest |
| | | | | | | | | | | | | | | | | | | | | | | | | | | | | | | | | | |

| Securities | Type[4] | Stock Repo [1] | | | | | Stock Reverse Repo [2] | | | | | | | Repurchase Agreements [3] | | | | | | | | | |
|--------------------------------|---------|----------------|------|--------|--------|--------------------|------------------------|-----------|-----------|------------|----------|--------|--------|---------------------------|------------------|-----------|-----------|------------|----------|--------|--------|--------------------|------------------|
| | | Trans. price | chg. | Trades | Volume | Transactions Value | Open Interest[5] | Price max | Price min | Last price | Last Ask | Trades | Volume | Transactions Value | Open Interest[5] | Price max | Price min | Last price | Last Ask | Trades | Volume | Transactions Value | Open Interest[5] |
| AEGEAN AIRLINES (CR) | SR RA | 100,01 | --- | --- | --- | --- | 85 | --- | --- | --- | 42@3% | --- | --- | --- | --- | --- | --- | --- | --- | --- | --- | --- | --- |
| ALPHA BANK (CR) | SR RA | 100,09 | 0,02 | --- | --- | --- | 103.125 | 9,90% | 9,90% | 9,90% | --- | 1 | 230 | 16.100,0 | 82.553 | 5,00% | 4,00% | 5,00% | --- | 15 | 3.094 | 216.580,0 | 8.156 |
| ALPHA ETF FTSE Athex Large Cap | SR RA | 100,00 | --- | --- | --- | --- | --- | --- | --- | --- | --- | --- | --- | --- | --- | --- | --- | --- | --- | --- | --- | --- | 1.664 |
| ALUMIL (CR) | RA | --- | --- | --- | --- | --- | --- | --- | --- | --- | --- | --- | --- | --- | --- | --- | --- | --- | --- | --- | --- | --- | --- |
| ATHENS MEDICAL CENTER SA (CR) | SR RA | 100,00 | --- | 1 | 80 | 6.944,0 | 434 | --- | --- | --- | 177@3% | --- | --- | --- | --- | --- | --- | --- | --- | --- | --- | --- | --- |
| AUTOHELLAS SA (CR) | SR RA | 100,00 | --- | --- | --- | --- | --- | --- | --- | --- | --- | --- | --- | --- | --- | --- | --- | --- | --- | --- | --- | --- | --- |
| CC HBC AG (CR) | SR RA | 100,42 | 0,05 | --- | --- | --- | 1.264 | 3,00% | 3,00% | 3,00% | 437@3% | 1 | 75 | 158.100,0 | 195 | --- | --- | --- | --- | --- | --- | --- | 88 |
| CENTRIC HOLDINGS (CR) | SR RA | 100,00 | --- | --- | --- | --- | 200 | --- | --- | --- | 147@6,3% | --- | --- | --- | --- | --- | --- | --- | --- | --- | --- | --- | --- |
| CORINTH PIPEWORKS SA (CR) | SR RA | 100,00 | --- | --- | --- | --- | 160 | --- | --- | --- | 80@3% | --- | --- | --- | --- | --- | --- | --- | --- | --- | --- | --- | --- |
| CRETE PLASTICS SA (CR) | SR RA | 100,00 | --- | --- | --- | --- | --- | --- | --- | --- | --- | --- | --- | --- | --- | --- | --- | --- | --- | --- | --- | --- | --- |
| ELLAKTOR (CR) | SR RA | 100,00 | --- | --- | --- | --- | 2.244 | --- | --- | --- | 1047@3% | --- | --- | --- | 75 | --- | --- | --- | --- | --- | --- | --- | --- |
| ELTON SA (CR) | SR RA | 100,00 | --- | --- | --- | --- | 50 | --- | --- | --- | 35@3% | --- | --- | --- | --- | --- | --- | --- | --- | --- | --- | --- | --- |
| ELVAL SA. (CB) | SR RA | 100,00 | --- | --- | --- | --- | 368 | --- | --- | --- | 300@3% | --- | --- | --- | --- | --- | --- | --- | --- | --- | --- | --- | --- |
| EUROBANK ERGASIAS (CR) | SR RA | 100,05 | 0,01 | --- | --- | --- | 2.494 | --- | --- | --- | 128@3% | --- | --- | --- | 517 | --- | --- | --- | --- | --- | --- | --- | 28 |
| EUROBANK PROPERTIES REIC (CR) | SR RA | 100,06 | 0,01 | --- | --- | --- | 995 | --- | --- | --- | 549@3% | --- | --- | --- | 40 | --- | --- | --- | --- | --- | --- | --- | --- |
| EUROPEAN RELIANCE INSUR. (CR) | SR RA | 100,00 | --- | --- | --- | --- | --- | --- | --- | --- | --- | --- | --- | --- | --- | --- | --- | --- | --- | --- | --- | --- | --- |
| EYDAP S.A. (CR) | SR RA | 100,10 | 0,02 | --- | --- | --- | 321 | --- | --- | --- | 126@3% | --- | --- | --- | 36 | --- | --- | --- | --- | --- | --- | --- | 16 |
| FOLLI FOLLIE (CR) | SR RA | 100,09 | 0,01 | --- | --- | --- | 841 | 3,00% | 3,00% | 3,00% | 390@3% | 1 | 10 | 20.750,0 | 30 | --- | --- | --- | --- | --- | --- | --- | 10 |
| FOURLIS (CR) | SR RA | 100,00 | --- | --- | --- | --- | 195 | --- | --- | --- | 97@3% | --- | --- | --- | --- | --- | --- | --- | --- | --- | --- | --- | --- |
| FRIGOGLASS SA (CR) | SR RA | 100,00 | --- | --- | --- | --- | 229 | 3,00% | 3,00% | 3,00% | 111@3% | 1 | 3 | 1.740,0 | 3 | --- | --- | --- | --- | --- | --- | --- | --- |
| GEK TERNA (CR) | SR RA | 100,00 | --- | --- | --- | --- | 582 | --- | --- | --- | 291@3% | --- | --- | --- | --- | --- | --- | --- | --- | --- | --- | --- | --- |
| GR. SARANTIS SA (CR) | SR RA | 100,00 | --- | --- | --- | --- | 62 | --- | --- | --- | 31@3% | --- | --- | --- | --- | --- | --- | --- | --- | --- | --- | --- | --- |
| HALKOR SA (CB) | SR RA | 100,00 | --- | --- | --- | --- | 415 | --- | --- | --- | 207@3% | --- | --- | --- | --- | --- | --- | --- | --- | --- | --- | --- | --- |
| HELLENIC CABLES SA (CR) | SR RA | 100,00 | --- | --- | --- | --- | 84 | --- | --- | --- | 42@3% | --- | --- | --- | --- | --- | --- | --- | --- | --- | --- | --- | --- |
| HELLENIC EXCHANGES (CR) | SR RA | 100,03 | 0,01 | --- | --- | --- | 5.933 | 3,00% | 3,00% | 3,00% | 2777@3% | 1 | 69 | 54.786,0 | 149 | --- | --- | --- | --- | --- | --- | --- | --- |
| HELLENIC PETROLEUM (CR) | SR RA | 100,11 | 0,01 | --- | --- | --- | 2.224 | 3,00% | 3,00% | 3,00% | 856@3% | 1 | 56 | 53.312,0 | 256 | --- | --- | --- | --- | --- | --- | --- | 46 |
| HYGEIA SA (CR) | SR RA | 100,00 | --- | --- | --- | --- | 700 | --- | --- | --- | 280@3,9% | --- | --- | --- | --- | --- | --- | --- | --- | --- | --- | --- | --- |
| IASO SA (CR) | SR RA | 100,00 | --- | --- | --- | --- | 86 | --- | --- | --- | 43@3% | --- | --- | --- | --- | --- | --- | --- | --- | --- | --- | --- | --- |
| IKTINOS HELLAS SA (CR) | SR RA | 100,00 | --- | --- | --- | --- | 10 | --- | --- | --- | --- | --- | --- | --- | --- | --- | --- | --- | --- | --- | --- | --- | --- |
| INFORM P. LYKOS SA (CR) | SR RA | 100,00 | --- | --- | --- | --- | 203 | --- | --- | --- | 101@3% | --- | --- | --- | --- | --- | --- | --- | --- | --- | --- | --- | --- |
| INTRACOM CONSTR. (CR) | SR RA | 100,00 | --- | --- | --- | --- | 37 | --- | --- | --- | 18@3% | --- | --- | --- | --- | --- | --- | --- | --- | --- | --- | --- | --- |

Stock Lending Notes

[1] - Stock Repo: A Contract for selling stocks to HELEX with a Repurchase Right (According to ATHEX BoD Resolution No 17)

[2] - Stock Reverse Repo: A Contract for buying stocks from HELEX with a Resell Right. (According to ATHEX BoD Resolution No 18)

[3] - Standardized Repurchase Agreements: A Contract that constitutes a standardized agreement for the purchase or sale of shares, with repurchase or resell pact (According to ATHEX BoD Resolution No 20)

[4] - Type of products is divided into SR: Stock Repo or Stock Reverse Repo, and RA: Repurchase Agreements.

[5] - Open Interest in all Series (both tradeable or non-tradeable).

| Securities | Type[4] | Stock Repo [1] | | | | | | Stock Reverse Repo [2] | | | | | | Repurchase Agreements [3] | | | | | | | | | |
|--------------------------------|---------|----------------|------|--------|--------|--------------------|------------------|------------------------|-----------|------------|----------|--------|--------|---------------------------|------------------|-----------|-----------|------------|----------|--------|--------|--------------------|------------------|
| | | Trans. price | chg. | Trades | Volume | Transactions Value | Open Interest[5] | Price max | Price min | Last price | Last Ask | Trades | Volume | Transactions Value | Open Interest[5] | Price max | Price min | Last price | Last Ask | Trades | Volume | Transactions Value | Open Interest[5] |
| INTRACOM HOLDINGS (CR) | SR RA | 100,00 | --- | --- | --- | --- | 665 | --- | --- | --- | 394@3,2% | --- | --- | --- | --- | --- | --- | --- | --- | --- | --- | --- | --- |
| INTRALOT (CR) | SR RA | 100,00 | --- | --- | --- | --- | 4.085 | 3,00% | 3,00% | 3,00% | 2024@3% | 1 | 8 | 1.592,0 | 8 | --- | --- | --- | --- | --- | --- | --- | --- |
| J & P - AVAX SA (CR) | SR RA | 100,00 | --- | --- | --- | --- | 235 | --- | --- | --- | 117@3% | --- | --- | --- | --- | --- | --- | --- | --- | --- | --- | --- | --- |
| JUMBO SA (CR) | SR RA | 100,05 | 0,01 | --- | --- | --- | 2.300 | 3,00% | 3,00% | 3,00% | 1031@3% | 1 | 5 | 5.100,0 | 119 | --- | --- | --- | --- | --- | --- | --- | 20 |
| KLEEMAN HELLAS SA (CR) | SR RA | 100,00 | --- | --- | --- | --- | 982 | --- | --- | --- | 491@3% | --- | --- | --- | --- | --- | --- | --- | --- | --- | --- | --- | --- |
| KLOUKINAS - LAPPAS SA (CR) | SR RA | 100,00 | --- | --- | --- | --- | --- | --- | --- | --- | --- | --- | --- | --- | --- | --- | --- | --- | --- | --- | --- | --- | --- |
| KORRES (CR) | SR RA | 100,00 | --- | --- | --- | --- | --- | --- | --- | --- | --- | --- | --- | --- | --- | --- | --- | --- | --- | --- | --- | --- | --- |
| KRI-KRI S.A. (CR) | SR RA | 100,00 | --- | --- | --- | --- | 549 | --- | --- | --- | 274@3% | --- | --- | --- | --- | --- | --- | --- | --- | --- | --- | --- | --- |
| LAMDA DEVELOPMENT SA (CR) | SR RA | 100,00 | --- | --- | --- | --- | 890 | --- | --- | --- | 425@3% | --- | --- | --- | 20 | --- | --- | --- | --- | --- | --- | --- | --- |
| LOULIS MILLS SA (CR) | SR RA | 100,00 | --- | --- | --- | --- | --- | --- | --- | --- | --- | --- | --- | --- | --- | --- | --- | --- | --- | --- | --- | --- | --- |
| MARFIN INVESTMENT GROUP (CR) | SR RA | 100,00 | --- | --- | --- | --- | 2.203 | 3,70% | 3,70% | 3,70% | 173@3,7% | 1 | 39 | 1.981,2 | 39 | --- | --- | --- | --- | --- | --- | --- | --- |
| METKA (CR) | SR RA | 100,11 | 0,01 | --- | --- | --- | 574 | 3,00% | 3,00% | 3,00% | 235@3% | 1 | 42 | 57.918,0 | 42 | --- | --- | --- | --- | --- | --- | --- | 9 |
| MLS MULTIMEDIA SA (CR) | SR RA | 100,00 | --- | --- | --- | --- | 99 | --- | --- | --- | 49@3% | --- | --- | --- | --- | --- | --- | --- | --- | --- | --- | --- | --- |
| MOTOR OIL (CR) | SR RA | 100,02 | --- | --- | --- | --- | 2.038 | --- | --- | --- | 1019@3% | --- | --- | --- | --- | --- | --- | --- | --- | --- | --- | --- | 17 |
| MYTILINEOS HOLDINGS (CR) | SR RA | 100,02 | --- | --- | --- | --- | 3.865 | --- | --- | --- | 1932@3% | --- | --- | --- | --- | --- | --- | --- | --- | --- | --- | --- | --- |
| NATIONAL BANK (CR) | SR RA | 100,23 | 0,06 | --- | --- | --- | 9.294 | 10,00% | 3,50% | 10,00% | --- | 17 | 1.708 | 751.520,0 | 7.486 | --- | --- | --- | --- | --- | --- | --- | 346 |
| NBGAM ETF | SR RA | 100,00 | --- | --- | --- | --- | --- | --- | --- | --- | --- | --- | --- | --- | --- | --- | --- | --- | --- | --- | --- | --- | 100 |
| NBGAM ETF GREECE & TURKEY 30 | SR RA | 100,00 | --- | --- | --- | --- | --- | --- | --- | --- | --- | --- | --- | --- | --- | --- | --- | --- | --- | --- | --- | --- | 35 |
| NIREFS SA (CR) | SR RA | 100,00 | --- | --- | --- | --- | 326 | --- | --- | --- | 212@3,9% | --- | --- | --- | --- | --- | --- | --- | --- | --- | --- | --- | --- |
| OPAP (CR) | SR RA | 100,09 | 0,01 | --- | --- | --- | 4.687 | 3,00% | 3,00% | 3,00% | 1941@3% | 1 | 152 | 148.960,0 | 402 | --- | --- | --- | --- | --- | --- | --- | 367 |
| OTE (CR) | SR RA | 100,42 | 0,06 | --- | --- | --- | 5.186 | 3,00% | 3,00% | 3,00% | 826@3% | 1 | 55 | 51.260,0 | 1.567 | --- | --- | --- | --- | --- | --- | --- | 267 |
| P.P.A. S.A. (CR) | SR RA | 100,00 | --- | --- | --- | --- | 15 | --- | --- | --- | 7@3% | --- | --- | --- | --- | --- | --- | --- | --- | --- | --- | --- | --- |
| PETROPOULOS PETROS (CR) | RA | --- | --- | --- | --- | --- | --- | --- | --- | --- | --- | --- | --- | --- | --- | --- | --- | --- | --- | --- | --- | --- | --- |
| PIRAEUS BANK (CR) | SR RA | 100,03 | --- | --- | --- | --- | 7.952 | 3,00% | 3,00% | 3,00% | 992@3,5% | 3 | 3.755 | 638.350,0 | 3.987 | --- | --- | --- | --- | --- | --- | --- | --- |
| PPC (CR) | SR RA | 100,75 | 0,13 | --- | --- | --- | 1.927 | 4,00% | 3,50% | 4,00% | 59@4% | 2 | 97 | 99.716,0 | 1.206 | --- | --- | --- | --- | --- | --- | --- | 35 |
| QUEST HOLDINGS (CR) | SR RA | 100,00 | --- | --- | --- | --- | 39 | --- | --- | --- | 19@3% | --- | --- | --- | --- | --- | --- | --- | --- | --- | --- | --- | --- |
| REDS S.A. (CR) | SR RA | 100,00 | --- | --- | --- | --- | 572 | --- | --- | --- | 328@3,1% | --- | --- | --- | --- | --- | --- | --- | --- | --- | --- | --- | --- |
| SELECTED TEXT. IND. ASSOC (CR) | SR RA | 100,00 | --- | --- | --- | --- | 110 | --- | --- | --- | 80@6,4% | --- | --- | --- | --- | --- | --- | --- | --- | --- | --- | --- | --- |
| SIDENOR (CR) | SR RA | 100,00 | --- | --- | --- | --- | 432 | --- | --- | --- | 216@3% | --- | --- | --- | --- | --- | --- | --- | --- | --- | --- | --- | --- |
| TECHNICAL OLYMPIC SA (CR) | SR RA | 100,00 | --- | --- | --- | --- | 57 | --- | --- | --- | 28@3% | --- | --- | --- | --- | --- | --- | --- | --- | --- | --- | --- | --- |
| TERNA ENERGY (CR) | SR RA | 100,01 | --- | --- | --- | --- | 291 | --- | --- | --- | 144@3% | --- | --- | --- | 1 | --- | --- | --- | --- | --- | --- | --- | 5 |

Stock Lending Notes

[1] - Stock Repo: A Contract for selling stocks to HELEX with a Repurchase Right (According to ATHEX BoD Resolution No 17)

[2] - Stock Reverse Repo: A Contract for buying stocks from HELEX with a Resell Right. (According to ATHEX BoD Resolution No 18)

[3] - Standardized Repurchase Agreements: A Contract that constitutes a standardized agreement for the purchase or sale of shares, with repurchase or resell pact (According to ATHEX BoD Resolution No 20)

[4] - Type of products is divided into SR: Stock Repo or Stock Reverse Repo, and RA: Repurchase Agreements.

[5] - Open Interest in all Series (both tradeable or non-tradeable).

| Securities | Type[4] | Stock Repo [1] | | | | | | Stock Reverse Repo [2] | | | | | | Repurchase Agreements [3] | | | | | | | | | |
|--------------------------------|---------|----------------|------|--------|--------|--------------------|------------------|------------------------|-----------|------------|----------|--------|--------|---------------------------|------------------|-----------|-----------|------------|----------|--------|--------|--------------------|------------------|
| | | Trans. price | chg. | Trades | Volume | Transactions Value | Open Interest[5] | Price max | Price min | Last price | Last Ask | Trades | Volume | Transactions Value | Open Interest[5] | Price max | Price min | Last price | Last Ask | Trades | Volume | Transactions Value | Open Interest[5] |
| THESSALONIKA WATER & SEWERAGE | SR RA | 100,00 | --- | --- | --- | --- | 1.270 | --- | --- | --- | 635@3% | --- | --- | --- | --- | --- | --- | --- | --- | --- | --- | --- | --- |
| THRACE PLASTICS SA (CR) | SR RA | 100,00 | --- | --- | --- | --- | 1.010 | --- | --- | --- | 505@3% | --- | --- | --- | --- | --- | --- | --- | --- | --- | --- | --- | --- |
| TITAN CEMENT (CR) | SR RA | 100,02 | --- | --- | --- | --- | 9.010 | --- | --- | --- | 4432@3% | --- | --- | --- | 25 | --- | --- | --- | --- | --- | --- | --- | 12 |
| TPA SA (CR) | SR RA | 100,00 | --- | --- | --- | --- | 46 | --- | --- | --- | 23@3% | --- | --- | --- | --- | --- | --- | --- | --- | --- | --- | --- | --- |
| TRASTOR REAL EST. INV. CO.(CR) | SR RA | 100,00 | --- | --- | --- | --- | 284 | --- | --- | --- | 142@3% | --- | --- | --- | --- | --- | --- | --- | --- | --- | --- | --- | --- |
| VIOHALCO (CB) | SR RA | 100,06 | --- | --- | --- | --- | 1.116 | --- | --- | --- | 474@3% | --- | --- | --- | 84 | --- | --- | --- | --- | --- | --- | --- | 30 |

Stock Lending Notes

[1] - Stock Repo: A Contract for selling stocks to HELEX with a Repurchase Right (According to ATHEX BoD Resolution No 17)

[2] - Stock Reverse Repo: A Contract for buying stocks from HELEX with a Resell Right. (According to ATHEX BoD Resolution No 18)

[3] - Standardized Repurchase Agreements: A Contract that constitutes a standardized agreement for the purchase or sale of shares, with repurchase or resell pact (According to ATHEX BoD Resolution No 20)

[4] - Type of products is divided into SR: Stock Repo or Stock Reverse Repo, and RA: Repurchase Agreements.

[5] - Open Interest in all Series (both tradeable or non-tradeable).

Sectors codification for listed companies

| | | | | | |
|------|---|-----------------------------------|-------|---|-------------------------------|
| 533 | - | Exploration & Production | 537 | - | Integrated Oil & Gas |
| 1353 | - | Commodity Chemicals | 1357 | - | Specialty Chemicals |
| 1753 | - | Aluminum | 1755 | - | Nonferrous Metals |
| 1757 | - | Steel | 1775 | - | General Mining |
| 2353 | - | Building Materials & Fixtures | 2357 | - | Heavy Construction |
| 2723 | - | Containers & Packaging | 2727 | - | Diversified Industrials |
| 2733 | - | Electrical Components & Equipment | 2753 | - | Commercial Vehicles & Trucks |
| 2757 | - | Industrial Machinery | 2773 | - | Marine Transportation |
| 2777 | - | Transportation Services | 2791 | - | Business Support Services |
| 2797 | - | Industrial Suppliers | 3535 | - | Distillers & Vintners |
| 3537 | - | Soft Drinks | 3573 | - | Farming Fishing & Plantations |
| 3577 | - | Food Products | 3722 | - | Durable Household Products |
| 3726 | - | Furnishings | 3728 | - | Home Construction |
| 3747 | - | Toys | 3763 | - | Clothing & Accessories |
| 3765 | - | Footwear | 3767 | - | Personal Products |
| 3785 | - | Tobacco | 4533 | - | Health Care Providers |
| 4535 | - | Medical Equipment | 4577 | - | Pharmaceuticals |
| 5337 | - | Food Retailers & Wholesalers | 5371 | - | Apparel Retailers |
| 5373 | - | Broadline Retailers | 5375 | - | Home Improvement Retailers |
| 5379 | - | Specialty Retailers | 5553 | - | Broadcasting & Entertainment |
| 5555 | - | Media Agencies | 5557 | - | Publishing |
| 5751 | - | Airlines | 5752 | - | Gambling |
| 5753 | - | Hotels | 5755 | - | Recreational Services |
| 5757 | - | Restaurants & Bars | 5759 | - | Travel & Tourism |
| 6535 | - | Fixed Line Telecommunications | 6575 | - | Mobile Telecommunications |
| 7535 | - | Conventional Electricity | 7537 | - | Alternative Electricity |
| 7577 | - | Water | 8355 | - | Banks |
| 8534 | - | Insurance Brokers | 8536 | - | Property & Casualty Insurance |
| 8633 | - | Real Estate Holding & Development | 8637 | - | Real Estate Services |
| 8671 | - | Industrial & Office REITs | 8675 | - | Specialty REITs |
| 8775 | - | Specialty Finance | 8777 | - | Investment Services |
| 8985 | - | Equity Investment Instruments | 9533 | - | Computer Services |
| 9535 | - | Internet | 9537 | - | Software |
| 9572 | - | Computer Hardware | 9574 | - | Electronic Office Equipment |
| 9578 | - | Telecommunications Equipment | 11000 | - | ETF |

