

Daily Official List

Athens Exchange sa

Wednesday, 22 May, 2013
Year: 134 Trading Day No: 93



ΟΜΙΛΟΣ ΕΛΛΗΝΙΚΑ ΧΡΗΜΑΤΙΣΤΗΡΙΑ
HELLENIC EXCHANGES GROUP

Disclaimer:

Athens Exchange (ATHEX) endeavours to ensure that the data and other material ("Information") presented on the Daily Official List are accurate and complete, but it is not liable for any errors or omissions of data or /and for the accuracy, credibility, updating and completeness of the aforesaid information nor it has any liability arising directly or indirectly from the use of the above Information.

ATHEX is not liable for the accuracy of the data included in listed companies' announcements. Only the sender of such an announcement is fully and solely liable for any infringement of third party's rights from the content of such announcement. All contents of the Daily Official List are provided only for information purposes and do not constitute investment advice or solicitation to invest in securities or other products listed for trading on ATHEX.

You acknowledge and agree that ATHEX is the owner of any property rights related to any Information appearing on the Daily Official List including intellectual property rights copyright, trademarks, etc.

The above data are a property of the Athens Exchange and are copyright protected. Users are forbidden to reproduce, modify, copy, sale, transmit or redistribute, by all reproduction means and methods, part or the whole of the above data, without reference to their source.

The commercial exploitation of these data is, also, forbidden by third parties. Athens Exchange does not carry any responsibility, direct or indirect, derived from usage or accidental alteration of the above data when used by third parties.

**Athens Exchange sa**

110 Athinon Ave., 10442 Athens, Tel: (210) 33.66.800, Fax: (210) 32.13.938

www.athex.gr

**Thessalonica Stock Exchange Center (T.S.E.C)**

16-18 Katouni Str., Thessalonica 546 25 Tel: (2310) 567.667, Fax: (2310) 530.545

Athex Members Guarantee Fund

14-16 Fidiou Str., Athens 106 78, Tel: (210) 33.04.682, Fax: (210) 33.04.155

Hellenic Republic Capital Market Commission

1 Kolokotroni Str. & 1 Stadiou Str., Athens 10562 Tel: (210) 33.77.100 Fax: (210) 33.77.173

Table of Contents

Section 1: Statistical Figures of Stocks, Bonds and Derivatives Market

Summary of Markets

Athex Indices

Analytic Figures for Athex Market's Boards and Categories

Trading Details by Sector

Top 10 best & worst performing Shares

Derivatives Summary

Section 2: Analytic Figures of Shares Transactions

Analytic Figures of Shares Transactions

Shares' Notes

Section 3: Figures of Shares Transactions

Shares Blocks Details

Shares Rights Details

Shares Short Selling

Stock Borrowing

Shares Forced Sales

Forced Sales Registered Shares

Exchange Traded Funds (ETFs) Characteristics

Section 5: Bonds traded in Fixed Income Assets Market

Corporate Bonds

Government Bonds

Treasury Bills & Zero Coupon Government Bonds

Government Bonds Traded with the Open Outcry Method

State Banks Bonds

Section 6: Additional Infos

Athex & ATHEXClear Members List

List of Stocks under Market Making operations

Equity Investment Instruments Acknowledgements

Section 7: Derivatives Market Analytic Figures

Index Futures

Stock Futures

Index Options

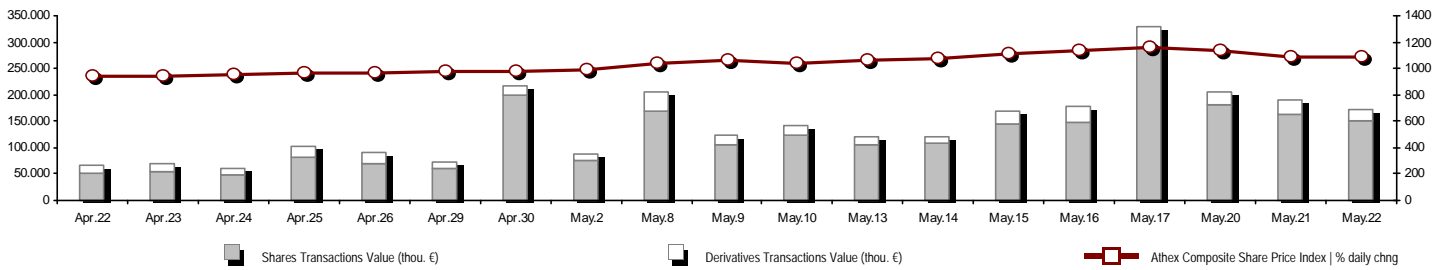
Stock Options

Stock Lending Analytic Figures (Repo Contracts)

Appendix A: Sectors codification for listed companies

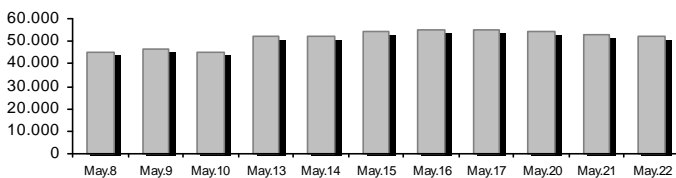
Summary of Markets

Athex Composite Share Price Index vs Shares and Derivatives Transactions Value

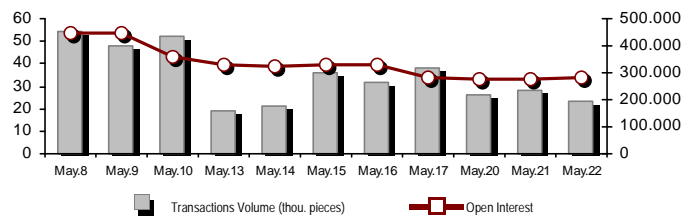


| | | | |
|---|-------------------|--|-------------------|
| Total Transactions Value (Shares/Derivatives) (thou. €): | | 171.334,65 | |
| Athex Capitalisation (mill. €) **: | 52.335,15 | Derivatives Total Open Interest | 280.685 |
| Daily change: mill. € % | -288,63 -0,55% | in Index Futures % daily chng | 38.033 -0,76% |
| Yearly Avg Capitalisation: mill. € % chng prev year Avg | 37.347,88 91,22% | in Stock Futures % daily chng | 151.897 2,26% |
| Athex Composite Share Price Index % daily chng | 1.080,65 -0,94% | in Index Options % daily chng | 4.932 2,15% |
| Athex Composite Share Price Index Capitalisation (mill. €) | 39.750,06 | in Stock Options % daily chng | 5.426 -0,76% |
| Daily change (mill. €) | -261,55 | in Stock Repos/Reverse Repos/RA % daily chng | 80.397 -0,26% |
| Shares Transactions Value (thou. €) | 151.328,60 | Derivatives Transactions Value (thou. €) | 20.006,05 |
| Daily change: thou. € % | -10.264,31 -6,35% | Daily change: thou. € % | -8.217,12 -29,11% |
| YtD Avg Trans. Value: thou. € % chng prev year Avg | 75.309,96 45,18% | YtD Avg Trans. Value: thou. € % chng prev year Avg | 22.723,38 19,06% |
| Short Selling Trans. Value: mill. € % in total Value | 0,00 0,00% | | |
| Short Covering Trans. Value: mill. € % in total Value | 10,36 0,01% | | |
| Blocks of Shares Transactions Value (thou. €) | 4.752,00 | | |
| Bonds Transactions Value (thou. €) | 0,00 | | |
| Shares Transactions Volume (thou. pieces) | 175.807,68 | Derivatives Contracts Volume: | 23.111 |
| Daily change: thou. pieces % | 523,47 0,30% | Daily change: pieces % | -5.277 -18,59% |
| YtD Avg Volume: thou. pieces % chng prev year Avg | 54.586,84 10,39% | YtD Avg Derivatives Contracts % chng prev year Avg | 55.251 -14,15% |
| Short Selling Volume: thou pieces % in total Volume | 0,00 0,00% | | |
| Short Covering Volume: thou. pieces % in total Volume | 2,00 0,00% | | |
| Blocks of Shares Transactions Volume (thou. pieces) | 1.109,48 | | |
| Bonds Transactions Volume (thou. pieces) | 0,00 | | |
| Shares Trades Number | 58.505 | Derivatives Trades Number: | 2.342 |
| Daily change: number % | -2.812 -4,59% | Daily change: number % | -421 -15,24% |
| YtD Avg Derivatives Trades number % chng prev year Avg | 32.211 29,84% | YtD Avg Derivatives Trades number % chng prev year Avg | 3.178 9,02% |
| Number of Blocks of Shares | 11 | | |
| Number of Bonds Transactions | 0 | | |

Athex Capitalisation (mill. €) **



Derivatives Transactions Volume and Open Interest



Daily Fluctuation of Athex Composite Share Price Index



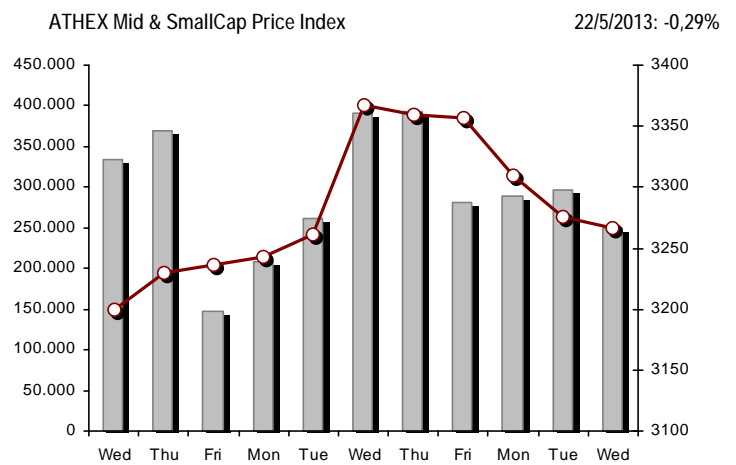
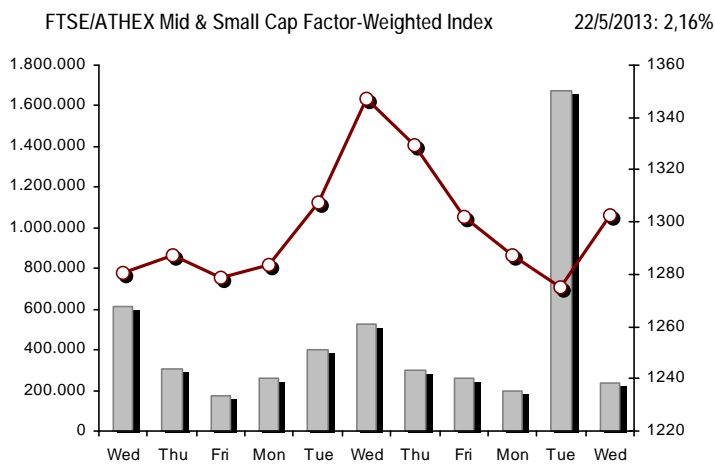
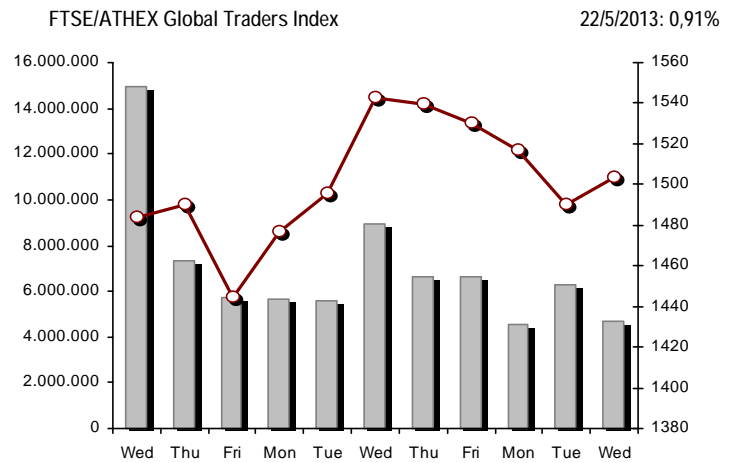
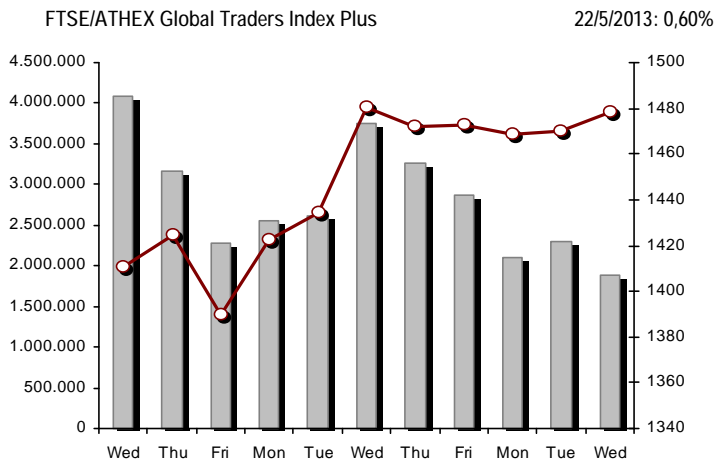
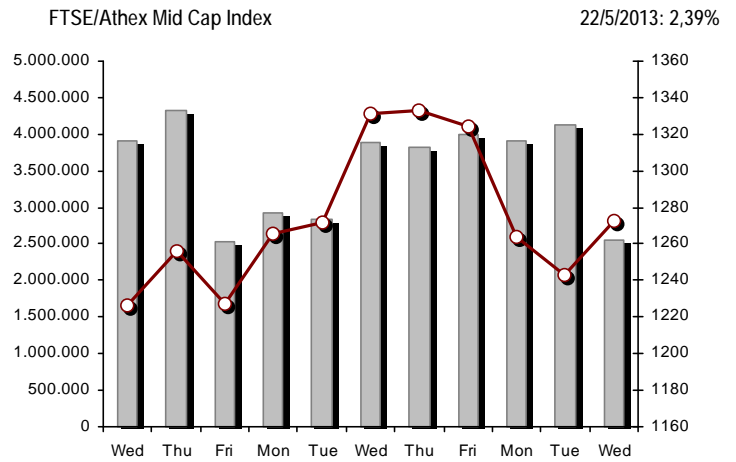
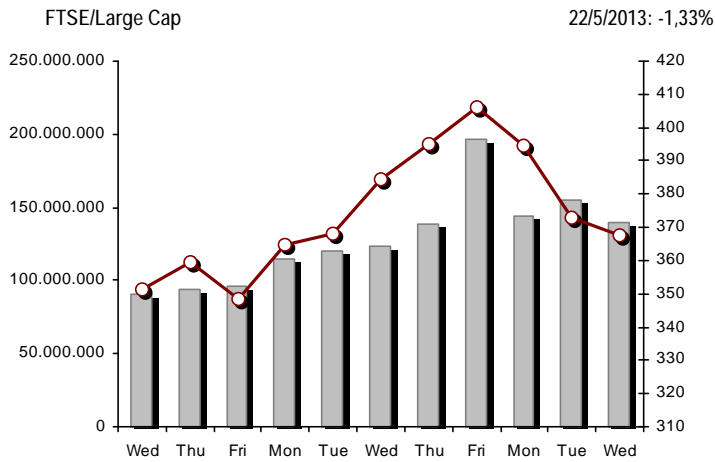
Athex Indices

| Index name | 22/5/2013 | 21/5/2013 | pts. | % | Min | Max | Year min | Year max | Year change |
|--|------------|-----------|--------|--------|----------|----------|----------|----------|-------------|
| Athex Composite Share Price Index | 1.080,65 € | 1.090,89 | -10,24 | -0,94% | 1.063,80 | 1.096,66 | 799,04 | 1.159,97 | 19,03% # |
| FTSE/Athex Large Cap | 367,80 € | 372,74 | -4,94 | -1,33% | 360,90 | 375,32 | 253,17 | 410,78 | 18,77% # |
| FTSE/ATHEX Custom Capped | 1.159,03 € | 1.232,15 | -73,12 | -5,93% | | | 871,73 | 1.275,55 | 13,69% # |
| FTSE/ATHEX Custom Capped - USD | 1.069,66 € | 1.135,73 | -66,07 | -5,82% | | | 813,86 | 1.172,76 | 11,01% # |
| FTSE/Athex Mid Cap Index | 1.272,61 # | 1.242,87 | 29,74 | 2,39% | 1.243,56 | 1.277,65 | 871,32 | 1.360,26 | 12,30% # |
| FTSE/ATHEX-CSE Banking Index | 175,87 € | 184,18 | -8,31 | -4,51% | 166,47 | 191,12 | 64,42 | 278,69 | 4,15% # |
| FTSE/ATHEX Global Traders Index Plus | 1.478,42 # | 1.469,61 | 8,81 | 0,60% | 1.461,96 | 1.482,40 | 1.082,32 | 1.484,90 | 18,52% # |
| FTSE/ATHEX Global Traders Index | 1.503,61 # | 1.490,02 | 13,59 | 0,91% | 1.480,99 | 1.504,31 | 1.053,81 | 1.553,64 | 21,05% # |
| FTSE/ATHEX Mid & Small Cap Factor-Weighted Ind | 1.302,38 # | 1.274,86 | 27,52 | 2,16% | 1.270,41 | 1.308,84 | 1.053,59 | 1.348,92 | 5,12% # |
| Greece & Turkey 30 Price Index | 916,55 # | 900,77 | 15,78 | 1,75% | 898,49 | 916,58 | 757,01 | 927,16 | 17,83% # |
| ATHEX Mid & SmallCap Price Index | 3.266,18 € | 3.275,54 | -9,36 | -0,29% | 3.239,55 | 3.309,75 | 2.785,62 | 3.725,74 | 4,19% # |
| FTSE/Athex Market Index | 872,89 € | 883,18 | -10,29 | -1,17% | 856,78 | 890,06 | 600,87 | 972,17 | 18,37% # |
| FTSE/Med 100 | 4.511,45 € | 4.570,16 | -58,72 | -1,28% | | | 4.101,14 | 4.570,16 | 8,88% # |
| Athex Composite Index Total Return Index | 1.542,35 € | 1.556,97 | -14,62 | -0,94% | 1.518,31 | 1.565,21 | 1.139,79 | 1.655,57 | 19,09% # |
| FTSE/Athex Large Cap Total Return | 512,09 € | 518,97 | -6,88 | -1,33% | | | 366,91 | 565,68 | 18,83% # |
| FTSE/ATHEX Large Cap Net Total Return | 1.456,06 € | 1.475,65 | -19,59 | -1,33% | 1.428,76 | 1.485,84 | 1.001,98 | 1.626,24 | 18,80% # |
| FTSE/ATHEX Custom Capped Total Return | 1.191,88 € | 1.267,07 | -75,19 | -5,93% | | | 895,99 | 1.311,70 | 13,75% # |
| FTSE/ATHEX Custom Capped - USD Total Return | 1.099,98 € | 1.167,92 | -67,94 | -5,82% | | | 836,50 | 1.205,99 | 11,06% # |
| FTSE/Athex Mid Cap Total Return | 1.642,95 # | 1.604,55 | 38,40 | 2,39% | | | 1.194,92 | 1.720,22 | 12,37% # |
| FTSE/ATHEX-CSE Banking Total Return Index | 192,10 € | 201,17 | -9,07 | -4,51% | | | 85,14 | 289,59 | 4,16% # |
| Greece & Turkey 30 Total Return Index | 1.073,05 # | 1.072,30 | 0,75 | 0,07% | | | 901,31 | 1.098,14 | 17,11% # |
| Hellenic Mid & Small Cap Index | 1.038,32 # | 1.032,10 | 6,22 | 0,60% | 1.027,48 | 1.044,22 | 737,97 | 1.071,68 | 18,43% # |
| FTSE/Athex Banks | 232,37 € | 243,34 | -10,97 | -4,51% | 219,95 | 252,51 | 85,08 | 368,22 | 2,69% # |
| FTSE/Athex Financial Services | 1.564,55 € | 1.586,33 | -21,78 | -1,37% | 1.530,42 | 1.634,64 | 817,47 | 1.771,89 | 18,62% # |
| FTSE/Athex Industrial Goods & Services | 4.159,19 # | 4.152,98 | 6,21 | 0,15% | 4.068,31 | 4.175,20 | 2.715,10 | 4.197,17 | 27,95% # |
| FTSE/Athex Retail | 2.331,25 ~ | 2.331,25 | 0,00 | 0,00% | 2.275,05 | 2.345,30 | 1.629,12 | 2.345,30 | 27,42% # |
| FTSE/ATHEX Real Estate | 1.865,81 # | 1.859,04 | 6,77 | 0,36% | 1.843,98 | 1.917,31 | 1.491,01 | 2.066,41 | 25,14% # |
| FTSE/Athex Personal & Household Goods | 4.090,26 € | 4.128,14 | -37,88 | -0,92% | 3.982,76 | 4.128,57 | 2.586,10 | 4.444,67 | 31,00% # |
| FTSE/Athex Food & Beverage | 7.942,09 € | 8.027,88 | -85,79 | -1,07% | 7.703,88 | 8.082,98 | 6.321,85 | 8.591,23 | 19,29% # |
| FTSE/Athex Basic Resources | 2.693,53 # | 2.623,98 | 69,55 | 2,65% | 2.626,79 | 2.721,78 | 1.674,83 | 2.901,09 | 15,93% # |
| FTSE/Athex Construction & Materials | 2.002,92 € | 2.010,05 | -7,13 | -0,35% | 1.979,00 | 2.029,97 | 1.439,70 | 2.130,78 | 9,09% # |
| FTSE/Athex Oil & Gas | 3.288,07 € | 3.358,80 | -70,73 | -2,11% | 3.255,78 | 3.358,80 | 2.474,41 | 3.358,80 | 16,88% # |
| FTSE/Athex Chemicals | 7.378,50 # | 7.184,33 | 194,17 | 2,70% | 7.184,33 | 7.524,13 | 5.194,08 | 7.961,02 | 22,58% # |
| FTSE/Athex Media | 2.149,67 # | 1.957,61 | 192,06 | 9,81% | 1.868,96 | 2.216,16 | 716,56 | 3.560,63 | 196,94% # |
| FTSE/Athex Travel & Leisure | 1.408,98 € | 1.458,25 | -49,27 | -3,38% | 1.387,54 | 1.449,51 | 1.029,25 | 1.496,38 | 39,59% # |
| FTSE/Athex Technology | 777,80 # | 746,96 | 30,84 | 4,13% | 742,73 | 777,80 | 555,63 | 886,96 | 4,80% # |
| FTSE/Athex Telecommunications | 1.946,07 # | 1.904,78 | 41,29 | 2,17% | 1.893,77 | 1.946,07 | 1.175,35 | 2.147,00 | 38,63% # |
| FTSE/Athex Utilities | 2.891,62 € | 2.923,26 | -31,64 | -1,08% | 2.857,42 | 2.984,60 | 1.752,55 | 3.104,53 | 26,39% # |
| FTSE/Athex Health Care | 269,11 € | 273,99 | -4,88 | -1,78% | 268,07 | 281,65 | 180,34 | 346,05 | -4,09% € |
| Athex All Share Index | 280,55 € | 282,15 | -1,59 | -0,56% | | | 215,31 | 294,40 | 18,54% # |

Note 1: Greece & Turkey 30 Pr data is the indicative at 17:20, whereas FTSE/ATHEX Custom Capped, FTSE/ATHEX Custom Capped - USD, FTSE/ATHEX Custom Capped TR, FTSE/ATHEX Custom Capped - USD TR, FTSE/Med 100 & Greece & Turkey 30 Rt closing prices refer to the previous trading day of 21/5/2013.

Note 2: The Hellenic Mid & Small Cap Index is a Customized index calculated by the Athens Exchange.

Athex Indices



Indices volume of transactions
 Indices closing prices

Analytic Figures for Athex Market's Boards and Categories

| | Total Traded Shares | Main Market | Low Dispersion | Other Categories (*) | Exchange Traded Funds (ETFs) |
|--|---------------------|--------------|----------------|----------------------|------------------------------|
| Totals | 187 | 132 | 16 | 36 | 3 |
| Gain / Lose / Same: | 77 / 80 / 30 | 57 / 59 / 16 | 4 / 6 / 6 | 14 / 14 / 8 | 2 / 1 / 0 |
| Athex Capitalisation (mill. €) ** | 52.335,15 | 41.816,36 | 10.090,33 | 400,78 | 27,67 |
| Daily Average Transactions Value (thou. €) | 75.309,96 | 44.328,05 | 734,34 | 66,79 | 60,48 |
| Shares Transactions Value (thou. €) | 151.328,60 | 148.893,61 | 2.314,72 | 69,81 | 50,45 |
| Main Board: | 146.370,82 | 143.957,47 | 2.293,08 | 69,81 | 50,45 |
| Blocks Board: | 4.752,00 | 4.752,00 | 0,00 | 0,00 | 0,00 |
| Forced Sales Board: | 195,45 | 173,81 | 21,64 | 0,00 | 0,00 |
| Special Terms Board: | 10,33 | 10,33 | 0,00 | 0,00 | 0,00 |
| Daily Average Transactions Volume | 54.586.839 | 27.138.995 | 79.431 | 550.988 | 14.404 |
| Transactions Volume | 175.807.678 | 175.200.805 | 165.096 | 427.766 | 14.011 |
| Main Board: | 174.188.678 | 173.593.805 | 153.096 | 427.766 | 14.011 |
| Blocks Board: | 1.109.478 | 1.109.478 | 0 | 0 | 0 |
| Forced Sales Board: | 488.317 | 476.317 | 12.000 | 0 | 0 |
| Special Terms Board: | 21.205 | 21.205 | 0 | 0 | 0 |
| Daily Average Number of Trades | 32.211 | 19.758 | 154 | 272 | 10 |
| Number of Trades | 58.505 | 57.985 | 204 | 303 | 13 |
| Main Board: | 58.478 | 57.960 | 202 | 303 | 13 |
| Blocks Board: | 11 | 11 | 0 | 0 | 0 |
| Forced Sales Board: | 13 | 11 | 2 | 0 | 0 |
| Special Terms Board: | 3 | 3 | 0 | 0 | 0 |

(*) Summarised Transactions figures for Low Dispersion & Specific Features and Under Supervision Categories.

(**) The Market Capitalization of Coca Cola Hellenic Bottling Company S.A. shares which are traded in the Low Liquidity Category is included.

Trading Details by Sector

| Code | Sectors | Gain / Lose / Same | Number of Trades | Transactions Volume | Transactions Value | % of Total Trans. Value |
|-------|-------------------------------|--------------------|------------------|---------------------|--------------------|-------------------------|
| 8300 | - Banks | 3 / 3 / 1 | 31.530 | 132.986.595 | 69.297.390,83 | 60,86% |
| 1700 | - Basic Resources | 9 / 2 / 2 | 1.963 | 923.759 | 2.599.327,27 | 2,28% |
| 1300 | - Chemicals | 3 / 2 / 2 | 194 | 73.568 | 102.643,98 | 0,09% |
| 2300 | - Construction & Materials | 8 / 12 / 5 | 1.509 | 1.011.701 | 4.054.011,52 | 3,56% |
| 11000 | - ETF | 2 / 1 / 0 | 13 | 14.011 | 50.451,96 | 0,04% |
| 8700 | - Financial Services | 3 / 2 / 0 | 1.976 | 3.106.728 | 2.845.759,58 | 2,50% |
| 3500 | - Food & Beverage | 5 / 10 / 4 | 1.136 | 502.772 | 4.618.958,02 | 4,06% |
| 4500 | - Health Care | 3 / 2 / 0 | 220 | 213.761 | 126.059,66 | 0,11% |
| 2700 | - Industrial Goods & Services | 13 / 8 / 0 | 1.214 | 374.883 | 1.503.228,24 | 1,32% |
| 8500 | - Insurance | 1 / 0 / 0 | 78 | 32.995 | 49.497,73 | 0,04% |
| 5500 | - Media | 3 / 2 / 2 | 110 | 30.525 | 9.860,71 | 0,01% |
| 500 | - Oil & Gas | 0 / 2 / 0 | 812 | 252.292 | 2.311.771,63 | 2,03% |
| 3700 | - Personal & Household Goods | 7 / 12 / 2 | 1.016 | 406.847 | 1.808.870,94 | 1,59% |
| 8600 | - Real Estate | 1 / 6 / 2 | 284 | 57.805 | 150.334,19 | 0,13% |
| 5300 | - Retail | 1 / 2 / 3 | 253 | 51.130 | 562.991,95 | 0,49% |
| 9500 | - Technology | 9 / 6 / 2 | 756 | 867.264 | 565.547,82 | 0,50% |
| 6500 | - Telecommunications | 1 / 0 / 0 | 1.925 | 1.389.879 | 9.700.902,10 | 8,52% |
| 5700 | - Travel & Leisure | 3 / 7 / 4 | 2.619 | 1.439.449 | 8.278.380,04 | 7,27% |
| 7500 | - Utilities | 2 / 1 / 1 | 1.890 | 696.699 | 5.228.730,03 | 4,59% |

Top 10 best & worst performing Shares

Main Market

| With positive Price change | | | With negative Price change | | |
|-------------------------------------|-----------------|----------|--------------------------------------|---------------|----------|
| | Closing price | change | | Closing price | change |
| ATTICA BANK S.A. (CR) | 0,403 | 21,75% # | NATIONAL BANK (CR) | 1,04 | -9,57% € |
| EUROBANK ERGASIAS (CR) | 0,439 | 20,94% # | KEKROPS SA (CR) | 2,34 | -5,64% € |
| LOULIS MILLS SA (CR) | 3,54 | 12,38% # | OPAP (CR) | 7,74 | -3,85% € |
| INTRACOM HOLDINGS (CR) | 0,548 | 7,66% # | PIRAEUS BANK (CR) | 0,349 | -3,59% € |
| SIDENOR (CR) | 2,07 | 6,15% # | HELLENIC PETROLEUM (CR) | 9,00 | -3,23% € |
| EUROPEAN RELIANCE INSUR. (CR) | 1,49 | 4,93% # | ATHENS MEDICAL CENTER SA (CR) | 0,773 | -1,78% € |
| HALKOR SA (CB) | 1,05 | 3,96% # | HEL. SUGAR INDUSTRY SA (CB) | 1,12 | -1,75% € |
| CORINTH PIPEWORKS SA (CR) | 2,42 | 3,86% # | HELLENIC EXCHANGES (CR) | 6,42 | -1,69% € |
| QUALITY & RELIABILITY SA (CR) | 0,940 | 3,07% # | PPC (CR) | 7,86 | -1,63% € |
| ELVAL SA. (CB) | 2,15 | 2,87% # | P.P.A. S.A. (CR) | 19,70 | -1,50% € |
| With the highest Transactions Value | | | With the highest Transactions Volume | | |
| | Value (thou. €) | change | | Volume | change |
| PIRAEUS BANK (CR) | 31.821,11 | -3,59% € | PIRAEUS BANK (CR) | 87.638.210 | -3,59% € |
| NATIONAL BANK (CR) | 26.775,26 | -9,57% € | NATIONAL BANK (CR) | 25.611.841 | -9,57% € |
| OTE (CR) | 9.700,90 | 2,17% # | ALPHA BANK (CR) | 14.390.193 | 1,24% # |
| ALPHA BANK (CR) | 8.330,28 | 1,24% # | EUROBANK ERGASIAS (CR) | 4.448.989 | 20,94% # |
| OPAP (CR) | 7.544,85 | -3,85% € | MARFIN INVESTMENT GROUP (CR) | 2.819.274 | -0,98% € |
| PPC (CR) | 4.918,48 | -1,63% € | OTE (CR) | 1.389.879 | 2,17% # |
| TITAN CEMENT (CR) | 2.635,18 | -1,24% € | OPAP (CR) | 974.524 | -3,85% € |
| CC HBC AG (CR) | 1.938,38 | -1,07% € | ATTICA BANK S.A. (CR) | 887.574 | 21,75% # |
| EUROBANK ERGASIAS (CR) | 1.881,27 | 20,94% # | INTRACOM HOLDINGS (CR) | 627.153 | 7,66% # |
| HELLENIC PETROLEUM (CR) | 1.780,35 | -3,23% € | PPC (CR) | 622.494 | -1,63% € |

Note: Stocks that are not included in the "Low Dispersion" and "Under Supervision" categories, and the transactions value is more than 10,000 €.

Derivatives Summary

| | Number of Trades | Volume | Open Interest | Transactions Value |
|---|------------------|---------------|----------------|----------------------|
| Index Futures | 866 | 7.542 | 38.033 | 14.099.207,50 |
| FTSE/Athex Large Cap | 866 | 7.542 | 38.033 | 14.099.207,50 |
| Stock Futures | 1.422 | 15.009 | 151.897 | 5.013.461,20 |
| ALPHA BANK (CR) | 0 | 0 | 0 | 0,00 |
| BANK OF CYPRUS (CR) | 0 | 0 | 15.754 | 0,00 |
| ELLAKTOR (CR) | 36 | 202 | 6.275 | 48.088,00 |
| EUROBANK ERGASIAS (CR) | 336 | 5.383 | 14.352 | 195.708,90 |
| EUROBANK PROPERTIES REIC (CR) | 12 | 38 | 106 | 24.412,00 |
| FRIGOGLASS SA (CR) | 5 | 29 | 371 | 16.158,00 |
| GEK TERNA (CR) | 52 | 585 | 35.185 | 137.746,00 |
| HELL. DUTY FREE SHOPS SA (CR) | 1 | 5 | 306 | 8.140,00 |
| HELLENIC EXCHANGES (CR) | 51 | 170 | 2.165 | 109.697,00 |
| HELLENIC PETROLEUM (CR) | 19 | 64 | 1.684 | 58.008,00 |
| INTRALOT (CR) | 29 | 112 | 4.619 | 25.025,00 |
| JUMBO SA (CR) | 8 | 20 | 441 | 15.665,00 |
| MARFIN INVESTMENT GROUP (CR) | 98 | 2.254 | 24.009 | 91.834,30 |
| METKA (CR) | 23 | 60 | 520 | 73.057,00 |
| MOTOR OIL (CR) | 26 | 101 | 487 | 91.485,00 |
| MYTILINEOS HOLDINGS (CR) | 83 | 528 | 9.123 | 273.996,00 |
| NATIONAL BANK (CR) | 0 | 0 | 0 | 0,00 |
| OPAP (CR) | 100 | 731 | 5.600 | 565.865,00 |
| OTE (CR) | 217 | 2.654 | 16.098 | 1.853.031,00 |
| P.P.A. S.A. (CR) | 6 | 17 | 149 | 33.293,00 |
| PPC (CR) | 205 | 1.498 | 7.290 | 1.186.410,00 |
| SIDENOR (CR) | 56 | 350 | 2.346 | 70.796,00 |
| TERNA ENERGY (CR) | 2 | 2 | 4.220 | 710,00 |
| TITAN CEMENT (CR) | 7 | 21 | 236 | 30.156,00 |
| VIOHALCO (CB) | 50 | 185 | 561 | 104.180,00 |
| Index Options | 51 | 425 | 4.932 | 799.275,00 |
| FTSE/Athex Large Cap | 51 | 425 | 4.932 | 799.275,00 |
| Stock Options | 0 | 0 | 5.426 | 0,00 |
| ALPHA BANK (CR) | 0 | 0 | 0 | 0,00 |
| NATIONAL BANK (CR) | 0 | 0 | 0 | 0,00 |
| OPAP (CR) | 0 | 0 | 3.581 | 0,00 |
| OTE (CR) | 0 | 0 | 1.815 | 0,00 |
| PPC (CR) | 0 | 0 | 30 | 0,00 |
| Stock Repos - Stock Reverse Repos - Repurchase Agreements | 3 | 135 | 80.397 | 94.106,00 |
| Stock Reverse Repos | 1 | 44 | 3.783 | 28.864,00 |
| Stock Repos | 0 | 0 | 72.071 | 0,00 |
| Repurchase Agreement | 2 | 91 | 4.543 | 65.242,00 |
| Total Derivatives Traded | 2.342 | 23.111 | 280.685 | 20.006.049,70 |

Daily Official List

Year: 134 Trading Day No: 93

Section 2: Analytic Figures of Shares Transactions

Wednesday, 22 May, 2013

| Number of Listed Shares | Nominal Value | Dividends [1] | | | Date of Last Coupon | | Note | Shares | Closing price | % change | Previous closing price/date | Open price | Price min | Price max | Last price | Avg price | Last Bid [7] | Last Ask [7] | P/E after | Year | Volume | Trades | Transactions Value | Company Mkt Value (thou. €) | Year low | Year high | Sector [4] | |
|-------------------------|---------------|---------------|------|-----|---------------------|------------|------|--------------------------------|---------------|----------|-----------------------------|------------|-----------|-----------|------------|-----------|--------------|--------------|-----------|-------|--------|--------|--------------------|-----------------------------|----------|-----------|------------|------|
| Under Deletion | | | | | | | | | | | | | | | | | | | | | | | | | | | | |
| 5.025.000 | 0,300 | --- | --- | --- | 5/7/2005 | 14/3/2002 | 4963 | ALSINCO S.A (CR) | 0,015 | --- | 0,015 | 21/5/2013 | --- | --- | --- | --- | 4000@0,016 | --- | --- | 2012 | --- | --- | --- | 75,38 | 0,015 | 0,185 | 3763 | |
| 766.000 | 2,83 | --- | --- | --- | 1/7/2004 | 11/12/2012 | --- | TRIA ALFA SA (CR) | 1,60 | --- | 1,60 | 8/5/2013 | --- | --- | --- | --- | 10@1,60 | 4@1,91 | --- | 2012 | --- | --- | --- | 1.615,15 | 1,30 | 4,70 | 3763 | |
| 245.000 | 2,83 | --- | --- | --- | 19/7/2010 | 11/12/2012 | --- | TRIA ALFA SA (PR) | 1,59 | --- | 1,59 | 26/2/2013 | --- | --- | --- | --- | --- | 198@1,89 | --- | 2012 | --- | --- | --- | 1.615,15 | 0,501 | 1,59 | 3763 | |
| 1.002.280 | 1,90 | 0,2532 | 0,27 | --- | 4/7/2012 | 7/11/1989 | 4878 | ZAMPA SA (CB) | 5,20 | --- | 5,20 | 17/5/2013 | 5,20 | 5,18 | 5,20 | 5,18 | 5,20 | 50@4,68 | 20@5,23 | 91,44 | 2012 | 1.100 | 5 | 5.718,40 | 5.211,86 | 4,20 | 5,20 | 3722 |
| Under Suspension | | | | | | | | | | | | | | | | | | | | | | | | | | | | |
| 49.030.011 | 0,300 | --- | --- | --- | 19/7/2010 | 12/5/2011 | 4875 | ALAPIS (CR) | 0,041 | --- | 0,041 | 30/3/2012 | --- | --- | --- | --- | --- | --- | --- | --- | --- | --- | --- | 2.010,23 | 0,041 | 0,041 | 4577 | |
| 5.280.000 | 0,800 | --- | --- | --- | 7/7/2008 | 29/3/2010 | 4561 | ALTIUS INV. FUND SA (CR) | 1,07 | --- | 1,07 | 28/4/2009 | --- | --- | --- | --- | --- | --- | --- | --- | --- | --- | --- | 5.649,60 | 1,07 | 1,07 | 8985 | |
| 1.750.955.549 | 0,600 | --- | --- | --- | 19/5/2008 | 8/12/2011 | 4911 | ATE (CR) | 0,155 | --- | 0,155 | 30/7/2012 | --- | --- | --- | --- | --- | --- | --- | --- | --- | --- | --- | 271.398,11 | 0,155 | 0,155 | 8355 | |
| 21.382.067 | 0,300 | --- | --- | --- | 2/10/2006 | 15/2/2006 | 4628 | ATERMON (CR) | 0,120 | --- | 0,120 | 31/3/2010 | --- | --- | --- | --- | --- | --- | --- | --- | --- | --- | --- | 2.565,85 | 0,120 | 0,120 | 5555 | |
| 105.423.498 | 0,510 | --- | --- | --- | 1/7/2004 | 28/12/2005 | 4920 | AVENIR S.A. (CR) | 0,046 | --- | 0,046 | 30/8/2012 | --- | --- | --- | --- | --- | --- | --- | --- | --- | --- | --- | 4.849,48 | 0,046 | 0,046 | 5752 | |
| 33.930.000 | 0,300 | --- | --- | --- | 3/7/2006 | 30/5/2001 | 4865 | BABIS VOVOS SA (CR) | 0,304 | --- | 0,304 | 30/3/2012 | --- | --- | --- | --- | --- | --- | --- | --- | --- | --- | --- | 10.314,72 | 0,304 | 0,304 | 8633 | |
| 1.795.140.547 | 1,00 | (0,0615) | --- | --- | 31/5/2011 | 19/4/2012 | 4951 | BANK OF CYPRUS (CR) | 0,207 | --- | 0,207 | 15/3/2013 | --- | --- | --- | --- | 5000@0,170 | --- | --- | --- | --- | --- | --- | 371.594,09 | 0,180 | 0,282 | 8355 | |
| 21.920.570 | 0,300 | --- | --- | --- | 3/7/2007 | 13/12/1999 | 4702 | CARDASSILARIS SA (CR) | 0,140 | --- | 0,140 | 30/11/2010 | --- | --- | --- | --- | --- | --- | --- | --- | --- | --- | --- | 3.068,88 | 0,140 | 0,140 | 3577 | |
| 54.547.634 | 0,500 | --- | --- | --- | 25/4/2005 | 21/1/2009 | 4860 | CH.TEGOPOULOS PUBL. SA (CR) | 0,038 | --- | 0,038 | 23/3/2012 | --- | --- | --- | --- | --- | --- | --- | --- | --- | --- | --- | 2.072,81 | 0,038 | 0,038 | 5557 | |
| 4.065.482.410 | 0,100 | --- | --- | --- | 1/6/2010 | 4/2/2013 | 4952 | CYPRUS POPULAR BANK (CR) | 0,040 | --- | 0,040 | 20/3/2013 | --- | --- | --- | --- | --- | --- | --- | --- | --- | --- | --- | 162.619,30 | 0,039 | 0,048 | 8355 | |
| 7.847.611 | 1,20 | --- | --- | --- | 1/8/2007 | 28/9/2011 | 4939 | EDRASIS - C. PSALLIDAS SA (CR) | 0,150 | --- | 0,150 | 19/11/2012 | --- | --- | --- | --- | --- | --- | --- | --- | --- | --- | --- | 1.177,14 | 0,150 | 0,150 | 2357 | |
| 5.750.000 | 0,300 | --- | --- | --- | 12/12/2008 | 12/12/2011 | 4929 | ELECTRONIKI ATHINON SA (CR) | 0,480 | --- | 0,480 | 7/9/2012 | --- | --- | --- | --- | --- | --- | --- | --- | --- | --- | --- | 2.760,00 | 0,480 | 0,480 | 5375 | |
| 24.605.397 | 0,400 | --- | --- | --- | 29/6/1995 | 27/5/2002 | 4651 | EMPORIKOS DESMOS SA (CR) | 0,080 | --- | 0,080 | 28/5/2010 | --- | --- | --- | --- | --- | --- | --- | --- | --- | --- | --- | 2.134,04 | 0,080 | 0,080 | 3722 | |
| 1.182.903 | 0,400 | --- | --- | --- | 1/7/1996 | 27/5/2002 | 4652 | EMPORIKOS DESMOS SA (PR) | 0,140 | --- | 0,140 | 28/9/2009 | --- | --- | --- | --- | --- | --- | --- | --- | --- | --- | --- | 2.134,04 | 0,140 | 0,140 | 3722 | |
| 8.593.750 | 0,300 | --- | --- | --- | 1/6/2009 | 20/6/2007 | 4876 | FASHION BOX (CR) | 1,30 | --- | 1,30 | 23/2/2012 | --- | --- | --- | --- | --- | --- | --- | --- | --- | --- | --- | 11.171,88 | 1,30 | 1,30 | 3763 | |
| 7.326.648 | 1,00 | --- | --- | --- | 26/7/2006 | 24/7/2001 | 4921 | FINTEXPOR SA (CR) | 0,328 | --- | 0,328 | 29/6/2012 | --- | --- | --- | --- | --- | --- | --- | --- | --- | --- | --- | 2.403,14 | 0,328 | 0,328 | 3763 | |
| 20.860.000 | 0,300 | --- | --- | --- | 3/7/2000 | 13/11/2007 | 4848 | IKONA - IHOS SA (CR) | 0,072 | --- | 0,072 | 2/12/2011 | --- | --- | --- | --- | --- | --- | --- | --- | --- | --- | --- | 1.501,92 | 0,072 | 0,072 | 5379 | |
| 36.765.744 | 0,350 | --- | --- | --- | 16/8/2006 | 6/6/2011 | 4869 | IMPERIO SA (CR) | 0,026 | --- | 0,026 | 30/3/2012 | --- | --- | --- | --- | --- | --- | --- | --- | --- | --- | --- | 955,91 | 0,026 | 0,026 | 2777 | |
| 24.619.524 | 0,500 | --- | --- | --- | 10/10/1986 | 30/12/2002 | 4914 | KERAMIA-ALLATINI (CR) | 0,088 | --- | 0,088 | 27/8/2012 | --- | --- | --- | --- | --- | --- | --- | --- | --- | --- | --- | 2.166,52 | 0,088 | 0,088 | 8633 | |
| 7.840.373 | 1,20 | --- | --- | --- | 18/7/2002 | 5/3/2003 | 4765 | KLONATEX SA (PR) | 0,080 | --- | 0,080 | 9/5/2011 | --- | --- | --- | --- | --- | --- | --- | --- | --- | --- | --- | 1.453,75 | 0,080 | 0,080 | 3763 | |
| 20.663.047 | 1,20 | --- | --- | --- | 21/8/2000 | 5/3/2003 | 4764 | KLONATEX SA (CR) | 0,040 | --- | 0,040 | 9/5/2011 | --- | --- | --- | --- | --- | --- | --- | --- | --- | --- | --- | 1.453,75 | 0,040 | 0,040 | 3763 | |
| 17.544.600 | 0,600 | --- | --- | --- | 3/7/2000 | 1/8/2000 | 4868 | KOYMBAS SYNERGY GROUP (CR) | 0,132 | --- | 0,132 | 29/3/2012 | --- | --- | --- | --- | --- | --- | --- | --- | --- | --- | --- | 2.315,89 | 0,132 | 0,132 | 8775 | |
| 15.015.000 | 1,60 | --- | --- | --- | 1/7/2002 | 2/2/2000 | 4603 | MAXIM C.M. PERTSINIDIS SA (CB) | 0,100 | --- | 0,100 | 30/11/2009 | --- | --- | --- | --- | --- | --- | --- | --- | --- | --- | --- | 1.501,50 | 0,100 | 0,100 | 3763 | |
| 13.555.100 | 1,00 | --- | --- | --- | 8/7/2005 | --- | 4576 | MICROLAND COMPUTERS SA (CR) | 0,640 | --- | 0,640 | 14/7/2009 | --- | --- | --- | --- | --- | --- | --- | --- | --- | --- | --- | 8.675,26 | 0,640 | 0,640 | 5379 | |
| 23.463.874 | 0,800 | --- | --- | --- | 23/5/2003 | 21/12/1999 | 4918 | NEORION SA (CR) | 0,125 | --- | 0,125 | 28/8/2012 | --- | --- | --- | --- | --- | --- | --- | --- | --- | --- | --- | 2.932,98 | 0,125 | 0,125 | 2753 | |
| 25.583.146 | 0,300 | --- | --- | --- | 25/6/2001 | 3/12/2008 | 4723 | PETZETAKIS SA (CR) | 0,260 | --- | 0,260 | 28/1/2011 | --- | --- | --- | --- | --- | --- | --- | --- | --- | --- | --- | 6.651,62 | 0,260 | 0,260 | 1357 | |
| 9.550.386 | 0,500 | --- | --- | --- | 1/7/1997 | 12/6/2008 | 4626 | PRAXITELIO SA (CR) | 0,390 | --- | 0,390 | 11/3/2010 | --- | --- | --- | --- | --- | --- | --- | --- | --- | --- | --- | 4.430,09 | 0,390 | 0,390 | 4533 | |
| 1.306.368 | 0,500 | --- | --- | --- | 1/7/1997 | 12/6/2008 | 4627 | PRAXITELIO SA (PR) | 0,540 | --- | 0,540 | 15/12/2009 | --- | --- | --- | --- | --- | --- | --- | --- | --- | --- | --- | 4.430,09 | 0,540 | 0,540 | 4533 | |
| 62.683.822 | 0,300 | --- | --- | --- | 27/5/2008 | 9/1/2006 | 4830 | PROTON BANK S.A. (CR) | 0,180 | --- | 0,180 | 7/10/2011 | --- | --- | --- | --- | --- | --- | --- | --- | --- | --- | --- | 11.283,09 | 0,180 | 0,180 | 8355 | |
| 23.059.688 | 0,660 | --- | --- | --- | 3/7/2008 | 6/8/2004 | 4864 | RIDENCO SA (CR) | 0,032 | --- | 0,032 | 30/3/2012 | --- | --- | --- | --- | --- | --- | --- | --- | --- | --- | --- | 737,91 | 0,032 | 0,032 | 3765 | |
| 51.083.993 | 1,00 | --- | --- | --- | 15/7/2008 | 6/8/2003 | 4867 | SANYO HELLAS HOLD. (CR) | 0,020 | --- | 0,020 | 30/3/2012 | --- | --- | --- | --- | --- | --- | --- | --- | --- | --- | --- | 1.021,68 | 0,020 | 0,020 | 3722 | |

| Number of Listed Shares | Nominal Value | Dividends [1] | | | Date of Last Coupon | | Note | Shares | Closing price | % change | Previous closing price/date | Open price | Price min | Price max | Last price | Avg price | Last Bid [7] | Last Ask [7] | P/E after | Year | Volume | Trades | Transactions Value | Company Mkt Value (thou. €) | Year low | Year high | Sector[4] |
|-------------------------|---------------|---------------|-----|-----|---------------------|------------|------|---------------------------|---------------|----------|-----------------------------|------------|-----------|-----------|------------|-----------|--------------|--------------|-----------|------|--------|--------|--------------------|-----------------------------|----------|-----------|-----------|
| Under Suspension | | | | | | | | | | | | | | | | | | | | | | | | | | | |
| 51.334.286 | 0,320 | --- | --- | --- | 3/7/2000 | 18/12/2007 | 4548 | SAOS (CR) | 0,780 | --- | 0,780 | 27/3/2009 | --- | --- | --- | --- | --- | --- | --- | --- | --- | --- | --- | 40.040,74 | 0,780 | 0,780 | 2773 |
| 26.408.040 | 0,300 | --- | --- | --- | 1/7/1997 | 26/5/1999 | 4464 | SHEET STEEL SA (CR) | 0,120 | --- | 0,120 | 28/11/2008 | --- | --- | --- | --- | --- | --- | --- | --- | --- | --- | --- | 3.168,96 | 0,120 | 0,120 | 1757 |
| 26.262.660 | 0,900 | --- | --- | --- | 1/7/2008 | 24/2/2011 | 4954 | SPRIDER STORES (CR) | 0,031 | --- | 0,031 | 28/3/2013 | --- | --- | --- | --- | --- | --- | --- | --- | --- | --- | --- | 814,14 | 0,025 | 0,055 | 5371 |
| 144.688.060 | 0,600 | --- | --- | --- | 21/4/2008 | 10/3/2010 | --- | T BANK (CR) | 0,048 | --- | 0,048 | 30/11/2011 | --- | --- | --- | --- | --- | --- | --- | --- | --- | --- | --- | 6.945,03 | 0,048 | 0,048 | 8355 |
| 13.920.000 | 0,320 | --- | --- | --- | 19/11/2001 | 1/8/2000 | 4726 | TEXAPRET SA (CR) | 0,080 | --- | 0,080 | 23/2/2011 | --- | --- | --- | --- | --- | --- | --- | --- | --- | --- | --- | 1.113,60 | 0,080 | 0,080 | 3763 |
| 284.465.964 | 3,70 | --- | --- | --- | 20/6/2008 | 15/6/2009 | 4913 | TT HELLENIC POSTBANK (CR) | 0,168 | --- | 0,168 | 30/8/2012 | --- | --- | --- | --- | --- | --- | --- | --- | --- | --- | --- | 47.790,28 | 0,168 | 0,168 | 8355 |
| 89.616.200 | 0,300 | --- | --- | --- | 21/8/2000 | 28/6/2007 | 4616 | UNITED TEXTILES (CR) | 0,050 | --- | 0,050 | 25/2/2010 | --- | --- | --- | --- | --- | --- | --- | --- | --- | --- | --- | 4.480,81 | 0,050 | 0,050 | 3763 |
| 71.683.906 | 0,400 | --- | --- | --- | 15/6/2005 | 5/2/2008 | 4953 | XATZIOANNOU (CR) | 0,026 | --- | 0,026 | 28/3/2013 | --- | --- | --- | --- | --- | --- | --- | --- | --- | --- | --- | 1.863,78 | 0,020 | 0,085 | 3763 |

Shares' Notes

| Code | Note text |
|------|---|
| () | - Adjusted dividends. |
| * | - Last adjusted closing price. |
| [1] | - Net dividends. |
| [2] | - The "Date of Last Coupon" for New listings refers to the date company's stocks started to trade in Athex |
| [3] | - The Company Market Value is referred to the number of listed shares |
| [4] | - Sectors codification can be found in Appendix A |
| [5] | - The Market Value refers to the total number of shares listed (including their several classes) in the exchange by the company. |
| [6] | - P/E greater than 100 |
| [7] | - Last view of the Order Book before the end of the trading session |
| 4412 | - Transfer to the Under Supervision Category as of 27/6/2008. |
| 4446 | - Transfer to the "Under Supervision" Category as of 20/10/2008. |
| 4447 | - Transfer to the "Under Supervision" Category as of 21/10/2008. |
| 4464 | - Suspension of trading as of 1/12/2008. |
| 4548 | - Suspension of trading as of 1/4/2009. |
| 4554 | - Transfer to the "Under Supervision" Category as of 6/4/2009. |
| 4559 | - Transfer to the "Under Supervision" Category as of 21/4/2009. |
| 4561 | - Suspension of trading as of 29/4/2009. |
| 4576 | - Suspension of trading as of 14/7/2009. |
| 4603 | - Suspension of trading as of 1/12/2009. |
| 4611 | - Transfer to the Under Supervision Category as of 21/12/2009. |
| 4616 | - Suspension of trading as of 25/2/2010. |
| 4626 | - Suspension of trading as of 1/4/2010. |
| 4627 | - Suspension of trading as of 1/4/2010. |
| 4628 | - Suspension of trading as of 1/4/2010. |
| 4629 | - Transfer to the Under Supervision Category as of 12/4/2010. |
| 4630 | - Transfer to the Under Supervision Category as of 12/4/2010. |
| 4651 | - Suspension of trading as of 1/6/2010. |
| 4652 | - Suspension of trading as of 1/6/2010. |
| 4690 | - Transfer to Surveillance category as of 4/4/2006. |
| 4702 | - Suspension of trading as of 1/12/2010. |
| 4723 | - Suspension of trading as of 31/1/2011. |
| 4726 | - Suspension of trading as of 1/3/2011. |
| 4741 | - Transfer to the "Under Surveillance Category" from 8/4/2011. |
| 4747 | - Transfer to the "Under Surveillance Category" from 8/4/2011. |
| 4749 | - Transfer to the "Under Surveillance Category" from 8/4/2011. |
| 4750 | - Transfer to the "Under Surveillance Category" from 8/4/2011. |
| 4764 | - Suspension of trading as of 20/5/2011. |
| 4765 | - Suspension of trading as of 20/5/2011. |
| 4795 | - The final gross (pre-tax) dividend is € 0.30 per share and subject to withholding tax on the full dividend amount, i.e. 0,45 per share, for those shareholders liable to withholding tax, in accordance with the applicable tax law provisions. |
| 4808 | - Suspension of trading as of 6/9/2011. |
| 4814 | - Transfer to the Low Dispersion Category as of 30/5/2011. |
| 4815 | - Transfer to the Low Dispersion Category as of 30/5/2011. |
| 4816 | - Transfer to the Low Dispersion Category as of 30/5/2011. |
| 4817 | - Transfer to the Low Dispersion Category as of 30/5/2011. |
| 4820 | - Transfer to the Low Dispersion category as of 18/4/2008. |
| 4822 | - Transfer to the Low Dispersion category as of 30/5/2011. |
| 4823 | - Transfer to the Low Dispersion category as of 4/4/2006. |
| 4824 | - Transfer to the Low Dispersion category as of 18/4/2008. |
| 4825 | - Transfer to the Low Dispersion category as of 8/4/2011. |
| 4827 | - Transfer to the Low Dispersion category as of 5/5/2010. |
| 4828 | - Transfer to the Low Dispersion category as of 4/4/2006. |

Shares' Notes

| Code | Note text |
|------|--|
| 4830 | - Suspension of trading as of 10/10/2011. |
| 4833 | - Transfer to Surveillance category from 6/5/2010. |
| 4844 | - Transfer to the Surveillance category from 8/4/2011. |
| 4845 | - Transfer to the Surveillance Category as of 25/11/2011. |
| 4846 | - Transfer to the Surveillance Category as of 25/11/2011. |
| 4847 | - Transfer to the Surveillance Category as of 3/7/2009. |
| 4848 | - Suspension of trading as of 6/12/2011. |
| 4854 | - Transfer to the Surveillance Category as of 29/12/2011. |
| 4855 | - Transfer to the Surveillance Category as of 29/12/2011. |
| 4856 | - Transfer to the Surveillance Category as of 29/12/2011. |
| 4860 | - Suspension of trading as of 30/3/2012. |
| 4864 | - Suspension of trading as of 30/3/2012. |
| 4865 | - Suspension of trading as of 2/4/2012. |
| 4867 | - Suspension of trading as of 2/4/2012. |
| 4868 | - Suspension of trading as of 2/4/2012. |
| 4869 | - Suspension of trading as of 2/4/2012. |
| 4875 | - Suspension of trading as of 2/4/2012. |
| 4876 | - Suspension of trading as of 3/4/2012. |
| 4878 | - Transfer to the Under Deletion Category as of 10/4/2012. |
| 4879 | - Transfer to the Surveillance Category as of 10/4/2012. |
| 4880 | - Transfer to the Surveillance Category as of 10/4/2012. |
| 4881 | - Transfer to the Surveillance Category as of 10/4/2012. |
| 4882 | - Transfer to the Surveillance Category as of 10/4/2012. |
| 4884 | - Transfer to the Surveillance Category as of 10/4/2012. |
| 4885 | - Transfer to the Surveillance Category as of 10/4/2012. |
| 4886 | - Transfer to the Surveillance Category as of 10/4/2012. |
| 4887 | - Transfer to the Surveillance Category as of 10/4/2012. |
| 4888 | - Transfer to the Surveillance Category as of 10/4/2012. |
| 4889 | - Transfer to the Surveillance Category as of 10/4/2012. |
| 4893 | - Transfer to the Low Dispersion category as of 28/5/2012. |
| 4894 | - Transfer to the Low Dispersion category as of 28/5/2012. |
| 4911 | - Lift of suspension from 30/7/2012. |
| 4912 | - Transfer to the Surveillance Category as of 31/7/2012. |
| 4913 | - Suspension of trading as of 30/8/2012. |
| 4914 | - Suspension of trading as of 31/8/2012. |
| 4918 | - Suspension of trading as of 31/8/2012. |
| 4920 | - Suspension of trading as of 31/8/2012. |
| 4921 | - Suspension of trading as of 31/8/2012. |
| 4927 | - Transfer to the "Under Surveillance Category" from 8/4/2011. |
| 4928 | - Transfer to the "Under Surveillance Category" from 8/4/2011. |
| 4929 | - Suspension of trading as of 1/10/2012. |
| 4939 | - Suspension of trading as of 30/11/2012. |
| 4940 | - Transfer to the Low Dispersion category as of 3/12/2012. |
| 4941 | - Transfer to the Low Dispersion category as of 3/12/2012. |
| 4942 | - Transfer to the Low Dispersion category as of 3/12/2012. |
| 4944 | - Transfer to the Surveillance Category as of 7/12/2012. |
| 4947 | - The 23,343,750 new (CR) shares, resulting from the recent share capital increase through a rights issue, are not yet admitted to trading on the ATHEX. |
| 4948 | - Transfer to the "Low Dispersion" Category as of 26/2/2013. |
| 4951 | - Suspension of trading as of 19/3/2013. |
| 4952 | - Suspension of trading as of 19/3/2013. |
| 4953 | - Suspension of trading as of 2/4/2013. |
| 4954 | - Suspension of trading as of 2/4/2013. |
| 4955 | - Transfer to the Surveillance Category as from 5/4/2013. |

Shares' Notes

| Code | Note text |
|------|---|
| 4956 | - Transfer to the Surveillance Category as from 5/4/2013. |
| 4957 | - Transfer to the Surveillance Category as from 5/4/2013. |
| 4958 | - Transfer to the Surveillance Category as from 5/4/2013. |
| 4959 | - Transfer to the Surveillance Category as from 5/4/2013. |
| 4960 | - Transfer to the Surveillance Category as from 5/4/2013. |
| 4961 | - Transfer to the Surveillance Category as from 5/4/2013. |
| 4962 | - Transfer to the Surveillance Category as from 5/4/2013. |
| 4963 | - Transfer to the Under Deletion Category as from 5/4/2013. |
| 4964 | - Transfer to the Low Dispersion category as of 29/4/2013. |
| 4965 | - Transfer to the Low Dispersion category as of 17/5/2013. |

Shares Blocks Details

| Stocks | Block Volume | Price | Block Trade Value | Time of approval | Note |
|--------------------------|--------------|-------|-------------------|------------------|------|
| OTE (CR) | 91.000 | 6,97 | 634.270,00 | 11:56:06 | 20 |
| TITAN CEMENT (CR) | 96.279 | 14,32 | 1.378.715,28 | 11:59:50 | 20 |
| HELLENIC PETROLEUM (CR) | 100.000 | 9,31 | 931.000,00 | 12:16:26 | 20 |
| TITAN CEMENT (CR) | 34.016 | 14,32 | 487.109,12 | 12:16:36 | 20 |
| ALPHA BANK (CR) [Rights] | 35.362 | 1,27 | 44.909,74 | 16:08:45 | 18 |
| ALPHA BANK (CR) | 543.516 | 0,630 | 342.415,08 | 16:27:32 | 18 |
| ALPHA BANK (CR) | 50.000 | 0,600 | 30.000,00 | 16:34:30 | 18 |
| ALPHA BANK (CR) | 9.490 | 0,600 | 5.694,00 | 16:34:58 | 18 |
| ALPHA BANK (CR) | 15.524 | 0,600 | 9.314,40 | 16:35:33 | 18 |
| EUROBANK ERGASIAS (CR) | 21.350 | 0,675 | 14.411,25 | 16:56:49 | 18 |
| OPAP (CR) | 112.941 | 7,74 | 874.163,34 | 17:07:06 | 20 |

Blocks Notes

| | |
|---|-------------------------------|
| 2 - SPOT 1 or SPOT 2 Packet | 11 - Total Assets > 500 bil |
| 3 - Block with Short Selling | 12 - Sell Offer through Athex |
| 4 - Buy to Close Block | 13 - Forced Sale of NMOE |
| 6 - Simultaneous Constitution | 14 - Restoration Packet |
| 7 - Repurchase Agreement | 15 - Market Maker Packet |
| 8 - Dispersion's Achievement (Not Listed) | 16 - Short Selling |
| 9 - Dispersion's Achievement (Listed) | 18 - SPOT 1 Packet |
| 10 - Share Capital Majority of Greek State (> 50 bil) | 20 - Method 6-1 Packet |

Shares Rights Details

| Occurred date | Exercise from | Exercise until | Trading until | Rights | Price min | Price max | Closing price | Last Bid | Last Ask | Volume | Trades | Transactions Value |
|---------------|---------------|----------------|---------------|--------------------------------|-----------|-----------|---------------|------------|----------------|------------|--------|--------------------|
| 13/5/2013 | 17/5/2013 | 31/5/2013 | 27/5/2013 | ALPHA BANK S.A. (CR) | 1,15 | 1,45 | 1,23 | 37100@1,22 | 68856@1,24 | 29.373.015 | 8.993 | 37.461.877,57 |
| 10/5/2013 | 16/5/2013 | 30/5/2013 | 24/5/2013 | MARFIN INVESTMENT GROUP SA (C) | 0,001 | 0,001 | 0,001 | --- | 47467107@0,001 | 2.001.000 | 13 | 2.001,00 |
| 10/5/2013 | 16/5/2013 | 30/5/2013 | 24/5/2013 | MARFIN INVESTMENT GROUP SA (C) | 0,001 | 0,001 | 0,001 | --- | 42701019@0,001 | 1.000 | 1 | 1,00 |

Shares Short Selling

| Stocks | Transactions Value | Transactions Volume | % of Total Volume | Short Covering Trans. Value | Short Covering Volume | % of Total Volume |
|--------------------------|-----------------------|------------------------|----------------------|--------------------------------|--------------------------|----------------------|
| MYTILINEOS HOLDINGS (CR) | --- | --- | --- | 10.359,00 | 2.000 | 0,95 |

Short Selling Notes

[1] - The Hellenic Capital Markets Commission (HCMC) has decided to prohibit the short selling only in relation to shares of credit institutions admitted to trading on the Athens Exchange and comprising the FTSE/ATHEX - CSE Banking Index, for a period of three(3) months and more specifically from February 1, 2013 until April 30, 2013.

Stock Borrowing

| Stocks | Stock Borrowing through Helex (volume) | Stock Borrowing through OTC (volume) [1] | Totals [2] |
|-------------------------------|---|---|------------|
| ALAPIS (CR) | --- | 6.250 | 6.250 |
| ALPHA BANK (CR) | --- | 4.151.250 | 4.151.250 |
| ATE (CR) | --- | 40.260 | 40.260 |
| BANK OF CYPRUS (CR) | 6.600 | 27.829 | 34.429 |
| CC HBC AG (CR) | 7.000 | 1.500 | 8.500 |
| COCA - COLA HBC (CR) | --- | 125.934 | 125.934 |
| CYPRUS POPULAR BANK (CR) | --- | 447.328 | 447.328 |
| ELLAKTOR (CR) | 17.100 | --- | 17.100 |
| EUROBANK ERGASIAS (CR) | 91.600 | 1.147.059 | 1.238.659 |
| EUROBANK PROPERTIES REIC (CR) | 3.200 | 22.056 | 25.256 |
| EYDAP S.A. (CR) | 1.000 | --- | 1.000 |
| FLEXOPACK SA (CR) | --- | 41.927 | 41.927 |
| FOURLIS (CR) | 5.000 | --- | 5.000 |
| FRIGOGLASS SA (CR) | --- | 1.000 | 1.000 |
| GEK TERNA (CR) | --- | 650 | 650 |
| HELL. DUTY FREE SHOPS SA (CR) | 3.300 | 75 | 3.375 |
| HELLENIC EXCHANGES (CR) | 5.000 | 8.000 | 13.000 |
| HELLENIC PETROLEUM (CR) | 19.100 | 448 | 19.548 |
| IKTINOS HELLAS SA (CR) | --- | 10.000 | 10.000 |
| INTERTECH SA (CR) | --- | 483.000 | 483.000 |
| INTRALOT (CR) | 700 | --- | 700 |
| J & P - AVAX SA (CR) | 4.000 | --- | 4.000 |
| JUMBO SA (CR) | 15.900 | 2.000 | 17.900 |
| LAMDA DEVELOPMENT SA (CR) | --- | 10.377 | 10.377 |
| MARFIN INVESTMENT GROUP (CR) | --- | 1.841.554 | 1.841.554 |
| METKA (CR) | 1.000 | --- | 1.000 |
| MOTOR OIL (CR) | 5.400 | 1.021 | 6.421 |
| MYTILINEOS HOLDINGS (CR) | 11.400 | 20.664 | 32.064 |
| NATIONAL BANK (CR) | --- | 4.988.487 | 4.988.487 |
| NBGAM ETF | 10.000 | --- | 10.000 |
| NBGAM ETF GREECE & TURKEY 30 | 5.500 | --- | 5.500 |
| OPAP (CR) | 93.200 | 84.054 | 177.254 |
| OTE (CR) | 197.500 | 339.065 | 536.565 |
| P.P.A. S.A. (CR) | --- | 50 | 50 |
| PIRAEUS BANK (CR) | --- | 2.018.660 | 2.018.660 |
| PPC (CR) | 55.600 | --- | 55.600 |
| TERNA ENERGY (CR) | --- | 1.000 | 1.000 |
| TITAN CEMENT (CR) | 3.000 | 79 | 3.079 |
| VIOHALCO (CB) | 24.900 | 300 | 25.200 |

Stock Borrowing Notes

[1] - The information concerning OTC Stock Borrowing Transactions is based on the statements of the Dematerialised Securities System (DSS) operators involved and refers to volumes that have been cleared and registered up until the previous working day.

Shares Forced Sales

| Stocks | Transaction s Volume | Number of Trades | Transactions Value | Note |
|--------------------------------|-------------------------|---------------------|-----------------------|------|
| MINOAN LINES SA (CR) | 12.000 | 2 | 21.640,00 | 1 |
| PIRAEUS BANK (CR) | 446.298 | 6 | 160.173,39 | 1 |
| INTRACOM HOLDINGS (CR) | 21.205 | 3 | 10.333,43 | 1 |
| MARFIN INVESTMENT GROUP (CR) | 8.000 | 1 | 2.816,00 | 1 |
| TRASTOR REAL EST. INV. CO.(CR) | 814 | 1 | 483,52 | 1 |

Forced Sales Notes

- 1 - Normal Forced Sale.
- 2 - Forced Sales of Fixed Registered Shares.
- 3 - Forced Sales of Remaining Stock Fractions.

Forced Sales Registered Shares

| Stocks | Start Date | End Date | Initial Volume | Remaining Volume | Date | Avg price (day) | Avg price (period) | Number of Trades | Transactions Volume | Transactions Value |
|------------------------|------------|-----------|----------------|------------------|------|-----------------|--------------------|------------------|---------------------|--------------------|
| INTRACOM HOLDINGS (CR) | 26/3/2013 | 24/5/2013 | 145.979 | 145.979 | --- | 0,487 | --- | 3 | 21.205 | 10.333,43 |
| INTRACOM HOLDINGS (CR) | 26/3/2013 | 24/5/2013 | 145.979 | 145.979 | --- | 0,487 | --- | 3 | 21.205 | 10.333,43 |

Forced Sales Notes

According to Decision 1/380/04.05.2008 of the Hellenic Republic Capital Market Commission, the certificated registered shares that have not been deposited to the issuer for dematerialisation, will be auctioned in the Athens Exchange by the supervising issuer. Forced sales procedure is held according to Article 99A of the Athens Exchange Rulebook. The average price of the period is calculated by dividing the Total transactions value by the Total volume and includes all the transactions made until the current date.

Exchange Traded Funds (ETFs) Characteristics

| Stocks | Transactions Date (T) | Creation / Redemption | Units (T-1) | New Units (T-1) | Redemption Units (T-1) | Units (T) [1] | Fund Assets [2] | Net Unit Price | Dividend per | Dividend Date |
|--------------------------------|-----------------------|-----------------------|-------------|-----------------|------------------------|---------------|-----------------|----------------|--------------|---------------|
| NBGAM ETF ΓΔ X.A. | 22/5/2013 | 25.000 | 294.878 | --- | --- | 294.878 | 3.319.749,00 | 11,2580 | --- | 27/10/2011 |
| ALPHA ETF FTSE Athex Large Cap | 22/5/2013 | 50.000 | 5.745.839 | --- | --- | 5.745.839 | 20.762.960,00 | 3,6136 | 0,07 | 2/7/2012 |
| NBGAM ETF GREECE & TURKEY 30 | 22/5/2013 | 25.000 | 388.550 | --- | --- | 388.550 | 3.848.635,00 | 9,9051 | --- | 27/10/2011 |

ETFs Notes

[1] - Units (T) = Units (T-1) + New Units (T-1) - Redemption Units (T-1)

[2] - The Creation / Redemption Units of T-1 are included.

Corporate Bonds

| Num Listed Bonds | Nominal price | Issue price | Today's Rate | Exp. Date | Duration (years) | Note | Coupon attached | | Trading | Corporate Bonds | Price min | Price max | Closing price | Previous closing price/date | Volume | Transactions Value | Price | Last order Buy / Sell | Date | Year min | Year max |
|------------------|---------------|-------------|--------------|-----------|------------------|------|-----------------|-----------|---------|--|-----------|-----------|---------------|-----------------------------|------------|--------------------|-------|-----------------------|----------|----------|----------|
| | | | | | | | Common | Preferred | | | | | | | | | | | | | |
| 39.711.653 | 1,00 | 1,00 | 6,00 | 30/6/2016 | 5 | 4786 | 4 | --- | 1 | BANK OF CYPRUS PUBLIC CO. LTD (Convert. to CR sh.) | --- | --- | --- | --- | --- | 10,0000 | B | 13/3/2013 | 100,0000 | 100,0000 | |
| 428.521.983 | 1,00 | 1,00 | 6,50 | 30/6/2016 | 5 | 4785 | 4 | --- | 1 | BANK OF CYPRUS PUBLIC CO. LTD (Convert. to CR sh.) | --- | --- | --- | 20,5000 | 14/3/2013 | 21,0000 | B | 15/3/2013 | 19,5000 | 30,0000 | |
| 52.757.814 | 4,77 | 4,77 | 5,00 | 19/3/2015 | 5 | --- | 13 | --- | 1 | MARFIN INVESTMENT GROUP S.A. (Conver to CR shar) | --- | --- | --- | 50,0000 | 17/5/2013 | 0,5000 | B | 22/5/2013 | 0,5000 | 70,0000 | |
| 73.088.145 | 1,00 | 1,00 | 5,50 | 30/6/2014 | 5 | 4574 | 8 | --- | 1 | BANK OF CYPRUS PUBLIC CO. LTD (Convert. to CR sh.) | --- | --- | --- | 20,0000 | 8/3/2013 | 21,5000 | B | 15/3/2013 | 20,0000 | 26,0000 | |
| 1.915.684 | 12,49 | 9,77 | 5,32 | 12/7/2015 | 8 | --- | 12 | --- | 1 | NIREUS S.A. (Convertible to CR shares) | --- | --- | --- | 11,5060 | 6/2/2013 | 0,9800 | S | 21/5/2013 | 11,0000 | 15,0000 | |
| 27.283.632 | 1,00 | 1,00 | 1,32 | 30/6/2018 | 10 | --- | 10 | --- | 1 | BANK OF CYPRUS PUBLIC CO. LTD (Convert. to CR sh.) | --- | --- | --- | 33,0000 | 13/12/2012 | 35,0000 | B | 15/3/2013 | 33,0000 | 33,0000 | |

4574 - The bonds are of indefinite duration.

4785 - The bonds are of indefinite duration.

4786 - The bonds are of indefinite duration. The Bond's par value, issue price and trading prices are expressed in USA Dollars, whereas its Transactions Value is expressed in Euros.

Corporate Bonds Notes

Transactions Volume = (Pieces) * (Face Value). Transactions Value = (Pieces) * (Nominal value) * (price %) + (Accrued interest).

The price of a Bond is stated as a percentage (%) of Bond's Face Value.

Nominal Value in Euros (€), except if it is noted differently.

Government Bonds

| Number Listed Bonds | Nominal price | Today's Rate | Accrued Interest Calc | Exp. Date [1] | Duration (years) | Note | Coupons Date | Curr. coupon value | Trading Unit | Government Bonds | Price min | Price max | Closing price | Previous closing price/date | Volume | Transactions Value | Price | Last order Buy / Sell | Date |
|---------------------|---------------|--------------|-----------------------|---------------|------------------|------|---------------|--------------------|--------------|----------------------------------|-----------|-----------|---------------|-----------------------------|--------|--------------------|-------|-----------------------|------|
| 2.658.781.973 | 1,00 | 2,00 | Actual/Actual | 24/2/2023 | 11 | --- | 24/02 | 2,00 | 1 | GGB-FXD-240223-11Y-2.000-1.00 | --- | --- | --- | --- | --- | --- | --- | --- | --- |
| 2.658.781.973 | 1,00 | 2,00 | Actual/Actual | 24/2/2024 | 12 | --- | 24/02 | 2,00 | 1 | GGB-FXD-240224-12Y-2.000-1.00 | --- | --- | --- | --- | --- | --- | --- | --- | --- |
| 2.658.781.973 | 1,00 | 2,00 | Actual/Actual | 24/2/2025 | 13 | --- | 24/02 | 2,00 | 1 | GGB-FXD-240225-13Y-2.000-1.00 | --- | --- | --- | --- | --- | --- | --- | --- | --- |
| 2.658.781.973 | 1,00 | 2,00 | Actual/Actual | 24/2/2026 | 14 | --- | 24/02 | 2,00 | 1 | GGB-FXD-240226-14Y-2.000-1.00 | --- | --- | --- | --- | --- | --- | --- | --- | --- |
| 2.658.781.973 | 1,00 | 2,00 | Actual/Actual | 24/2/2027 | 15 | --- | 24/02 | 2,00 | 1 | GGB-FXD-240227-15Y-2.000-1.00 | --- | --- | --- | --- | --- | --- | --- | --- | --- |
| 2.836.034.104 | 1,00 | 2,00 | Actual/Actual | 24/2/2028 | 16 | --- | 24/02 | 2,00 | 1 | GGB-FXD-240228-16Y-2.000-1.00 | --- | --- | --- | --- | --- | --- | --- | --- | --- |
| 2.836.034.104 | 1,00 | 2,00 | Actual/Actual | 24/2/2029 | 17 | --- | 24/02 | 2,00 | 1 | GGB-FXD-240229-17Y-2.000-1.00 | --- | --- | --- | --- | --- | --- | --- | --- | --- |
| 2.836.034.104 | 1,00 | 2,00 | Actual/Actual | 24/2/2030 | 18 | --- | 24/02 | 2,00 | 1 | GGB-FXD-240230-18Y-2.000-1.00 | --- | --- | --- | --- | --- | --- | --- | --- | --- |
| 2.836.034.104 | 1,00 | 2,00 | Actual/Actual | 24/2/2031 | 19 | --- | 24/02 | 2,00 | 1 | GGB-FXD-240231-19Y-2.000-1.00 | --- | --- | --- | --- | --- | --- | --- | --- | --- |
| 2.836.034.104 | 1,00 | 2,00 | Actual/Actual | 24/2/2032 | 20 | --- | 24/02 | 2,00 | 1 | GGB-FXD-240232-20Y-2.000-1.00 | --- | --- | --- | --- | --- | --- | --- | --- | --- |
| 2.836.034.104 | 1,00 | 2,00 | Actual/Actual | 24/2/2033 | 21 | --- | 24/02 | 2,00 | 1 | GGB-FXD-240233-21Y-2.000-1.00 | --- | --- | --- | --- | --- | --- | --- | --- | --- |
| 2.836.034.104 | 1,00 | 2,00 | Actual/Actual | 24/2/2034 | 22 | --- | 24/02 | 2,00 | 1 | GGB-FXD-240234-22Y-2.000-1.00 | --- | --- | --- | --- | --- | --- | --- | --- | --- |
| 2.836.034.104 | 1,00 | 2,00 | Actual/Actual | 24/2/2035 | 23 | --- | 24/02 | 2,00 | 1 | GGB-FXD-240235-23Y-2.000-1.00 | --- | --- | --- | --- | --- | --- | --- | --- | --- |
| 2.836.034.104 | 1,00 | 2,00 | Actual/Actual | 24/2/2036 | 24 | --- | 24/02 | 2,00 | 1 | GGB-FXD-240236-24Y-2.000-1.00 | --- | --- | --- | --- | --- | --- | --- | --- | --- |
| 2.836.034.104 | 1,00 | 2,00 | Actual/Actual | 24/2/2037 | 25 | --- | 24/02 | 2,00 | 1 | GGB-FXD-240237-25Y-2.000-1.00 | --- | --- | --- | --- | --- | --- | --- | --- | --- |
| 2.836.034.104 | 1,00 | 2,00 | Actual/Actual | 24/2/2038 | 26 | --- | 24/02 | 2,00 | 1 | GGB-FXD-240238-26Y-2.000-1.00 | --- | --- | --- | --- | --- | --- | --- | --- | --- |
| 2.836.034.104 | 1,00 | 2,00 | Actual/Actual | 24/2/2039 | 27 | --- | 24/02 | 2,00 | 1 | GGB-FXD-240239-27Y-2.000-1.00 | --- | --- | --- | --- | --- | --- | --- | --- | --- |
| 2.836.034.104 | 1,00 | 2,00 | Actual/Actual | 24/2/2040 | 28 | --- | 24/02 | 2,00 | 1 | GGB-FXD-240240-28Y-2.000-1.00 | --- | --- | --- | --- | --- | --- | --- | --- | --- |
| 2.836.034.104 | 1,00 | 2,00 | Actual/Actual | 24/2/2041 | 29 | --- | 24/02 | 2,00 | 1 | GGB-FXD-240241-29Y-2.000-1.00 | --- | --- | --- | --- | --- | --- | --- | --- | --- |
| 2.836.034.104 | 1,00 | 2,00 | Actual/Actual | 24/2/2042 | 30 | --- | 24/02 | 2,00 | 1 | GGB-FXD-240242-30Y-2.000-1.00 | --- | --- | --- | --- | --- | --- | --- | --- | --- |
| 1.500.000 | 1.000,00 | 1,01 | FLR Actual/360 | 10/8/2014 | 5 | --- | 10/02 - 10/08 | --- | 1 | GGB-FRN-100814-05Y-1.762-1000.00 | --- | --- | --- | --- | --- | --- | --- | --- | --- |
| 5.187.186 | 1.000,00 | 1,65 | FLR Actual/360 | 21/5/2014 | 5 | --- | 21/11 - 21/05 | --- | 1 | GGB-FRN-210514-05Y-2.734-1000.00 | --- | --- | --- | --- | --- | --- | --- | --- | --- |
| 78.300 | 1.000,00 | 1,18 | FLR Actual/360 | 23/7/2014 | 5 | --- | 23/01 - 23/07 | --- | 1 | GGB-FRN-230714-05Y-2.018-1000.00 | --- | --- | --- | --- | --- | --- | --- | --- | --- |

Government Bonds Notes

Transactions Volume = (Pieces) * (Face Value). Transactions Value = (Pieces) * (Nominal value) * (price %) + (Accrued interest).

The Value of current coupon for the issues with NV 0.01 euro refers to NV 100 euros

FLR: Floating Interest Rate.

[1] - The Expiration Date of the interest bearing period and the Date for coupon payment.

| Bonds in Circulation | Currency / Min nominal traded Value | Coupons Payment Date | Current Coupon Value | Note | Coupon Attached | Trading Unit | Issue Date | Duration (years) | Today's Interest | A.I.C in days | Bonds | Last price of previous days | Last Outcry in Cash (euro) Price Buy / Sell | Trades in Pieces | Life min | Life Max | | | |
|---|-------------------------------------|----------------------|----------------------|------|-----------------|--------------|------------|------------------|------------------|---------------|-------------------------------|-----------------------------|---|------------------|----------|----------|-----|------|------|
| Bonds of International Organizations | | | | | | | | | | | | | | | | | | | |
| 1.000.000 | EUR / 1000 | 21/07 | --- | --- | 7 | 1 | 21/7/2006 | 10 | 5,0 FLR | 360 | EUROPEAN INVESTMENT BANK BOND | 97,50 | 16/4/2007 | --- | --- | --- | | | |
| Corporate Bonds in Foreign Currency and Euro | | | | | | | | | | | | | | | | | | | |
| 103.746 | GBP / 10 | 01/12 | 0,25 | --- | 54 | 1 | 1/12/1930 | 98 | 2,5 | 360 | National Mortgage Bank | 2,27 | 5/2/1996 | 2,27 | S | 5/2/1996 | --- | 2,27 | 2,27 |
| 0 | GBP / 10 | 01/12 | 0,25 | --- | 56 | 1 | 1/12/1928 | 100 | 2,5 | 360 | National Mortgage Bank | --- | --- | --- | --- | --- | --- | --- | --- |

Government Bonds Notes

A.I.C: Accrued Interest Calculation base.

FLR: Floating Interest Rate.

The minimum tradeable Nominal Value for all Demeterialised Government Titles is 100 Euros.

State Banks Bonds (one year maturity)

| Number Listed Bonds | Nominal value | Initial Rate | Current Rate | Annual Interest | Issue Date | Note | State Banks Bonds | Trading Unit | Yearly Renewals | Last Outcry in Cash (euro) | | Volume |
|---------------------|---------------|--------------|--------------|-----------------|------------|------|-------------------|--------------|-----------------|----------------------------|------------|--------|
| | | | | | | | | | | Price | Buy / Sell | |
| 342.560 | 130,41 | 2,35 | 3,92 | 0,00 | 31/1/2005 | --- | H.I.D.B. | 1 | 9 | 100,00 | B | --- |
| 16.015 | 1.211,71 | 3,65 | 2,47 | 0,00 | 30/11/2006 | --- | H.I.D.B. | 1 | 7 | --- | --- | --- |
| 2.446 | 1.125,75 | 4,90 | 2,47 | 28,25 | 31/5/2008 | --- | H.I.D.B. | 1 | 5 | --- | --- | --- |
| 171.117 | 1.134,80 | 5,50 | 2,47 | 28,48 | 31/5/2008 | --- | H.I.D.B. | 1 | 5 | --- | --- | --- |
| 79.895 | 1.132,08 | 5,25 | 2,47 | 28,41 | 30/6/2008 | --- | H.I.D.B. | 1 | 5 | --- | --- | --- |
| 1.583 | 1.132,08 | 5,25 | 2,47 | 28,41 | 30/6/2008 | --- | H.I.D.B. | 1 | 5 | --- | --- | --- |
| 237.568 | 1.135,89 | 5,60 | 2,47 | 28,50 | 30/6/2008 | --- | H.I.D.B. | 1 | 5 | --- | --- | --- |
| 208.723 | 1.135,89 | 5,60 | 2,47 | 28,50 | 30/6/2008 | --- | H.I.D.B. | 1 | 5 | --- | --- | --- |
| 150.857 | 1.133,91 | 5,60 | 2,47 | 28,45 | 31/7/2008 | --- | H.I.D.B. | 1 | 5 | --- | --- | --- |
| 184.899 | 1.133,91 | 5,60 | 2,47 | 28,45 | 31/7/2008 | --- | H.I.D.B. | 1 | 5 | --- | --- | --- |
| 63.787 | 1.101,48 | 5,45 | 2,47 | 30,88 | 31/8/2008 | --- | H.I.D.B. | 1 | 5 | --- | --- | --- |
| 54.559 | 1.129,20 | 5,45 | 2,47 | 28,34 | 31/8/2008 | --- | H.I.D.B. | 1 | 5 | --- | --- | --- |
| 165.926 | 1.130,82 | 5,60 | 2,47 | 28,38 | 31/8/2008 | --- | H.I.D.B. | 1 | 5 | --- | --- | --- |
| 77.348 | 1.130,82 | 5,60 | 2,47 | 28,38 | 31/8/2008 | --- | H.I.D.B. | 1 | 5 | --- | --- | --- |
| 5.358 | 1.108,96 | 5,45 | 2,47 | 27,83 | 31/10/2008 | --- | H.I.D.B. | 1 | 5 | --- | --- | --- |
| 1.045 | 1.129,74 | 5,50 | 2,47 | 28,35 | 31/10/2008 | --- | H.I.D.B. | 1 | 5 | --- | --- | --- |
| 76.077 | 1.132,45 | 5,75 | 2,47 | 28,42 | 31/10/2008 | --- | H.I.D.B. | 1 | 5 | --- | --- | --- |

Bonds Notes

The annual renewal of H.I.D.B. Bonds is free of taxes (net rate).
For Bonds issue until 28/02/2013 the accrued interest is capitalized.

Athex & ATHEXClear Members List

| Member Name | Stock Market | | | Derivatives Market | | | ATHEXClear Member | | | | | |
|---|----------------------|--------------------|-----|--------------------|---------------|--------------|-------------------|--------------|-------|------------------|-----------------|--------------|
| | Address | Phone | Fax | Market Member | Remote Member | Market Maker | Proprietary | Market Maker | Agent | General Clearing | Direct Clearing | Non Clearing |
| A. SARRIS SECURITIES S.A. | | | | a | | | | | | | | |
| 6, DRAGATSANIOU STR. ATHINA | (210)-3367700 | (210)-3312324 | | | | | | | | | | |
| AGRICULTURAL BANK OF GREECE S.A. | | | | a | | | | a | | | a | |
| , 23 PANEPISTIMIOU ATHINA | (210)-3298400 | (210)-3298322 | | | | | | | | | | |
| ALPHA FINANCE INVESTMENT SERVICES S.A. | | | | a | | a | | a | | | a | |
| 5, MERLIN STR. ATHINA | (210)-3677400 | (210)-3311193 | | | | | | | | | | |
| ALPHA BANK A.E. | | | | | | | a | | | a | | |
| 40, STADIOU STR ATHINA | (210)-3265546 | (210)-3265811 | | | | | | | | | | |
| | (210)-3260000 | (210)-3264116 | | | | | | | | | | |
| ARGUS STOCKBROKERS LTD | | | | a | a | | | | | | | |
| 12-14, KENNEDY AVE, S. 303 NICOSIA | (+35722)-22717000 | (+35722)-22717070 | | | | | | | | | | |
| ATHENAIKI BROKERAGE FIRM S.A. | | | | a | | | | | | | | |
| 33, STADIOU STR. ATHINA | (210)-3254764 | (210)-3254767 | | | | | | | | | | |
| ATLANTIC SECURITIES LIMITED | | | | a | a | | | | | | | |
| 37, PRODROMOU STR. NICOSIA | (+35722)-445400 | (+35722)-661914 | | | | | | | | | | |
| ATLAS SECURITIES S.A | | | | a | | | a | | | | | a |
| 14 - 16, VERVENON STR.& 125 MICHALAKOPOULOU STR. ATHINA | (210)-3363300 | (210)-3238925 | | | | | | | | | | |
| ATTICA BANK S.A. | | | | | | | | | | a | | |
| 54, AKADIMIAS STR. ATHINA | (210)-3390757 | (210)-3646090 | | | | | | | | | | |
| 23, OMIROU STR. ATHINA | (210)-3669000 | (210)-3669410 | | | | | | | | | | |
| AXIA VENTURES GROUP LTD | | | | a | a | | | | | | | |
| 10, G. KRANIDIOTI NICOSIA | +357 22 742000 | +357 22 742001 | | | | | | | | | | |
| AXON SECURITIES S.A. | | | | a | | | a | | | | | a |
| 48, STADIOU ATHINA | (210)-3363800 | (210)-3243903 | | | | | | | | | | |
| BANK OF CYPRUS PUBLIC COMPANY LTD | | | | | | | | | | a | | |
| , 51, STASINOU (AG. PARASKEVI, STROVOLOS) NICOSIA | (0035722)-121883 | (0035722)-336258 | | | | | | | | | | |
| 170, ALEXANDRAS AVE ATHINA | (210)-6477708 | (210)-6477709 | | | | | | | | | | |
| BETA SECURITIES S.A. | | | | a | | a | a | a | | | a | |
| , BRAILA & 29 ALEXANDRAS AVE ATHINA | (210)-6478900 | (210)-6410139 | | | | | | | | | | |
| BNP PARIBAS SECURITIES SERVICES | | | | | | | | | | a | | |
| 94, VAS. SOFIAS AVE ATHINA | (210)-7468500 | (210)-7468579 | | | | | | | | | | |
| CAPITAL SECURITIES S.A. | | | | a | | | a | | | | | a |
| 58, MITROPOLEOS STR. ATHINA | (210)-3369700 | (210)-3369820 | | | | | | | | | | |
| CFS SECURITIES & INVESTMENT SERVICES S.A. | | | | a | | a | | | a | | a | |
| 3, STADIOU STR. ATHINA | (210)-3360800 | (210)-3311854 | | | | | | | | | | |
| CITIGROUP GLOBAL MARKET LTD | | | | a | a | | | | | | | |
| , CITIGROUP CENTRE, CANADA SQUARE, CANARY WHART LONDON | 002079864000 | 002079862266 | | | | | | | | | | |
| CO-OPERATIVE CENTRAL BANK LTD | | | | a | a | | | | | | | |
| 8, GRIGORI AFXENTIOU STR. NICOSIA | (+35722)-743300 | (+35722)-672083 | | | | | | | | | | |
| CREDIT AGRICOLE CHEUVREUX S.A. | | | | a | a | | | | | | | |
| , 9 QUAI PAUL DOUMER PARIS | 33 (0) 1 41 89 70 00 | | | | | | | | | | | |
| CREDIT SUISSE SECURITIES (EUROPE) LIMITED | | | | a | a | | | | | | | |
| , ONE CABOT SQUARE LONDON | +44 20 7888 8888 | +44 20 7888 1600 | | | | | | | | | | |
| CYCLOS SECURITIES S.A. | | | | a | | a | a | | | | a | |
| 39, PANEPISTIMIOU STR. ATHINA | (210)-3364300 | (210)-3239122 | | | | | | | | | | |
| D.A. TSEKOURAS SEC. S.A. | | | | a | | | | | | | | |
| 3, PESMAZOGLOU STR. ATHINA | (210)-3214406 | (210)-3211997 | | | | | | | | | | |
| DEUTSCHE BANK S.A. | | | | a | a | | | | | | | |
| 70, THEODOR-HEUSS-ALLEE FRANKFURT | 0049 69 910 00 | 0049 69 910 34 225 | | | | | | | | | | |
| DYNAMIC SECURITIES | | | | a | | | | | a | | a | |
| 6 - 10, CHAR. TRIKOUPH STR. ATHINA | (210)-3677700 | (210)-3677777 | | | | | | | | | | |
| EL. PETROPOULAKIS SECURITIES S.A. | | | | a | | | | | a | | | a |
| 9, ARISTIDOU STR. ATHINA | (210)-3213928 | (210)-3216810 | | | | | | | | | | |
| EUROBANK EQUITIES S.A. | | | | a | | a | | a | | | a | |
| 10, FILELLINON STR. ATHINA | (210)-3720000 | (210)-3720001 | | | | | | | | | | |
| EUROBANK ERGASIAS S.A. | | | | | | | | | | a | | |
| 8, OTHONOS STR. ATHINA | (210)-3337000 | (210)-3233866 | | | | | | | | | | |
| | (210)-3337969 | (210)-3245916 | | | | | | | | | | |
| EUROCORP SECURITIES S.A. | | | | a | | | a | | | | a | |
| 14, FILIKIS ETAIRIAS SQ. ATHINA | (210)-7263500 | (210)-7263666 | | | | | | | | | | |
| EUROTRUST BROKERAGE S.A. | | | | a | | | | | | | | |
| 13-15, SOPHOCLEOUS STR. ATHINA | (210)-3363100 | (210)-3238334 | | | | | | | | | | |

Athex & ATHEXClear Members List

| Member Name | Stock Market | | | Derivatives Market | | | ATHEXClear Member | | | | | |
|--|------------------|------------------|-----|--------------------|---------------|--------------|-------------------|--------------|-------|------------------|-----------------|--------------|
| | Address | Phone | Fax | Market Member | Remote Member | Market Maker | Proprietary | Market Maker | Agent | General Clearing | Direct Clearing | Non Clearing |
| EUROXX SECURITIES S.A. | | | | a | | | a | | | | a | |
| 7, PALAIOLOGOU STR. CHALANDRI | (210)-6879400 | (210)-6879401 | | | | | | | | | | |
| G.A. PERVANAS SECURITIES & INVESTMENT SERVICES CO S.A. | | | | a | | | a | | | | | a |
| 7 - 9, SOPHOCLEOUS STR. ATHINA | (210)-3251875 | (210)-3210291 | | | | | | | | | | |
| GENERAL BANK OF GREECE S.A. | | | | | | | | | | a | | |
| 87-89, ERMOY ATHINA | (210)-6976072 | (210)-6976079 | | | | | | | | | | |
| , 109-111, MESOGEION AVE. ATHINA | (210)-6975000 | (210)-6975706 | | | | | | | | | | |
| GLOBAL CAPITAL SECURITIES AND FINANCIAL SERVICES LTD | | | | a | a | | | | | | | |
| 5, LEMESOU AVE. LEMESOS CYPRUS | (+35722)-710710 | (+35722)-339332 | | | | | | | | | | |
| GUARDIAN TRUST SECURITIES S.A | | | | a | | a | a | | | | | a |
| 15, FILELLINON STR. ATHINA | (210)-3220402 | (210)-3220498 | | | | | | | | | | |
| HELLENIC AMERICAN SEC. S.A. | | | | a | | | a | | | | | |
| 6, EVRIPIDOU STR. ATHINA | (210)-3311100 | (210)-3215968 | | | | | | | | | | |
| HELLENIC BANK (INVESTMENTS) LTD | | | | a | a | | | | | | | |
| 31, KYRIAKOY MATSI AVE. NICOSIA | (+35722)-500100 | (+35722)-500110 | | | | | | | | | | |
| HSBC BANK PLC | | | | | | | | | | a | | |
| 109-111, MESOGION AVE ATHINA | (210)-6961507 | (210)-6929310 | | | | | | | | | | |
| INDEX SECURITIES S.A. | | | | a | | | | | | | | |
| 6, DRAGATSANIOU STR. ATHINA | (210)-3213920 | (210)-3213216 | | | | | | | | | | |
| INTERSEC S.A. | | | | | | | a | | | | a | |
| 80-88, SYGROU AVE ATHINA | (210)-9203000 | (210)-9203052 | | | | | | | | | | |
| INVESTMENT BANK OF GREECE S.A. | | | | a | | a | | a | | a | | |
| 32, AIGEIALIAS MAROUSI | (210) 8173000 | (210) 8173101 | | | | | | | | | | |
| 24B, KIFISSIAS AVE MAROUSI | (210)-8171800 | (210)-8171889 | | | | | | | | | | |
| J. CHR. MAVRIKIS SECURITIES S.A. | | | | a | | | | | | | | |
| 5, SOPHOCLEOUS STR. ATHINA | (210)-3213949 | (210)-3217767 | | | | | | | | | | |
| KAPPA SECURITIES S.A. | | | | a | | | a | | | | | a |
| 15, VALAORITOU STR. ATHINA | (210)-3610371 | (210)-3641002 | | | | | | | | | | |
| KYPROU SECURITIES S.A. | | | | a | | a | a | | | | | a |
| 26, HALKIDONOS & FIDIPPIDOY STR. ATHINA | (210)-8701000 | (210)-8701049 | | | | | | | | | | |
| LAIKI FINANCIAL SERVICES LTD | | | | a | a | | | | | | | |
| 26, CLR HOUSE, VIRONOS AVE. NICOSIA | (+35722)-898600 | (+35722)-680953 | | | | | | | | | | |
| LEON DEPOLAS SECURITIES S.A. | | | | a | | | | | a | | | a |
| 1, CHR. LADA STR. ATHINA | (210)-3213286 | (210)-3211618 | | | | | | | | | | |
| MAGNA TRUST SECURITIES S.A | | | | a | | | | | a | | | a |
| 9, FIDIOU STR. ATHINA | (210)-3327503 | (210)-3327599 | | | | | | | | | | |
| MEGA EQUITY SECURITIES & FINANCIAL SERVICES LTD | | | | a | a | | | | | | | |
| 42-44, GRIBA DIGENI AV. NICOSIA | (+35722)-711711 | (+35722)-711811 | | | | | | | | | | |
| MERIT SECURITIES S.A | | | | a | | a | a | | | | a | |
| 38, VAS. KONSTANTINOU STR. ATHINA | (210)-3671800 | (210)-3671830 | | | | | | | | | | |
| MERRILL LYNCH | | | | a | a | | | | | | | |
| 2, KING EDWARD STREET LONDON | (+4420)-79952000 | (+4420)-79954525 | | | | | | | | | | |
| METOCHIKI SECURITIES S.A. | | | | a | | | | | | | | |
| 3, G. GENNADIOU STR. ATHINA | (210)-3306700 | (210)-3306709 | | | | | | | | | | |
| MIDAS BROKERAGE S.A. | | | | a | | | | | | | | |
| 5, SOPHOCLEOUS STR. ATHINA | (210)-3253203 | (210)-3253205 | | | | | | | | | | |
| N. CHRYSOCHOIDIS STOCK BROKERAGE I.S.S.A. | | | | a | | | | | a | | a | |
| 7 - 9, SOPHOCLEOUS STR. ATHINA | (210)-3213913 | (210)-3216115 | | | | | | | | | | |
| N. SARROS SECURITIES S.A. | | | | | | | a | | | | | |
| 7-9, SOPHOCLEOUS STR. ATHINA | (210)-3705600 | (210)-3219992 | | | | | | | | | | |
| NATIONAL BANK OF GREECE S.A. | | | | | | | | a | | a | | |
| 86, AIOLOU STR. ATHINA | (210)-3341000 | (210)-3228187 | | | | | | | | | | |
| 68, AKADIMIAS STR. ATHINA | (210)-3328817 | (210)-3328678 | | | | | | | | | | |
| NBG SECURITIES S.A. | | | | a | | a | | a | | | | a |
| 68, AKADIMIAS STR. ATHINA | (210)-3328500 | (210)-3328565 | | | | | | | | | | |
| NEW PROTON BANK S.A. | | | | a | | | a | | | | a | |
| 20, ESLIN & AMALIADOS ATHINA | 210 6970000 | 210 6970111 | | | | | | | | | | |
| NUNTIUS SECURITIES S.A | | | | a | | | | | a | | | a |
| 6, DRAGATSANIOU STR. ATHINA | (210)-3350599 | (210)-3254846 | | | | | | | | | | |
| OLYMPIA SECURITIES S.A | | | | a | | | | | | | | |
| 46B, A. METAXA STR. GLYFADA | (210)-3702500 | (210)-3702520 | | | | | | | | | | |
| ORANGE PARTNERS SECURITIES S.A | | | | a | | | | | | | | |
| 5, TZORTZ STR. ATHINA | (210)-3300009 | (210)-3305240 | | | | | | | | | | |

Athex & ATHEXClear Members List

| Member Name | Stock Market | | | Derivatives Market | | | ATHEXClear Member | | | | | |
|---|------------------|------------------|-----|--------------------|---------------|--------------|-------------------|--------------|-------|------------------|-----------------|--------------|
| | Address | Phone | Fax | Market Member | Remote Member | Market Maker | Proprietary | Market Maker | Agent | General Clearing | Direct Clearing | Non Clearing |
| PANTELAKIS SEC. S.A. | | | | a | | | a | | | | | a |
| 109-111, MESOGION AVE. ATHINA | (210)-6965000 | (210)-6929550 | | | | | | | | | | |
| PEGASUS BROKERAGE FIRM S.A | | | | a | | | a | | | | | |
| 17, VALAORITOU STR. ATHINA | (210)-3670700 | (210)-3670760 | | | | | | | | | | |
| PIRAEUS BANK S.A. | | | | | | | | | a | a | | |
| 4, AMERIKIS STR ATHINA | (210)-3335918 | (210)-3254207 | | | | | | | | | | |
| 4, AMERIKIS STR. ATHINA | (210)-3335000 | (210)-3335079 | | | | | | | | | | |
| PIRAEUS SECURITIES S.A. | | | | a | | | | a | | | a | |
| 10, STADIOU STR. ATHINA | (210)-3354100 | (210)-3233814 | | | | | | | | | | |
| PRELIUM SECURITIES & INVESTMENT SERVICES S.A. | | | | a | | | a | | | | | a |
| , KIFISSIAS AVE & 1 DAVAKI STR ATHINA | (210)-3677000 | (210)-6920403 | | | | | | | | | | |
| PROBANK S.A. | | | | a | | | | | | | | |
| 10, AMERIKIS STR. ATHINA | (210)-3392631 | (210)-3392646 | | | | | | | | | | |
| PROCHOICE SECURITIES LTD | | | | a | a | | | | | | | |
| 57, SPYROU KYPRIANOY NICOSIA | +357-24-661192 | +357-24-662464 | | | | | | | | | | |
| SHARELINK SECURITIES & FINANCIAL SERVICES LTD | | | | a | a | | | | | | | |
| 6, ELLINAS HOUSE, THEOTOKI STR. NICOSIA | (+35722)-554200 | (+35722)-750852 | | | | | | | | | | |
| SOCIETE GENERALE S.A. | | | | a | a | | a | | | | | |
| 17, COURS VALMY PUTEAUX - LA DEFENSE PARIS | (+33) 142134754 | (+33) 142135697 | | | | | | | | | | |
| 240-242, KIFISSIAS AVE ATHINA | (210)-6790161 | (210)-6728828 | | | | | | | | | | |
| SOLIDUS SECURITIES S.A | | | | a | | | a | | | | a | |
| 64, LOUIZIS RIANKOUR STR. ATHINA | (210)-6925500 | (210)-6985421 | | | | | | | | | | |
| SOTIRIADIS SECURITIES S.A. | | | | a | | | | | | | | |
| 7, VALAORITOU STR. ATHINA | (210)-3636943 | (210)-3601943 | | | | | | | | | | |
| ST. EM. LAVRENTAKIS SECURITIES S.A. | | | | a | | | a | | | | | a |
| 7 - 9, SOPHOCLEOUS STR. ATHINA | (210)-3213336 | (210)-3246572 | | | | | | | | | | |
| THE CYPRUS INVESTMENT AND SECURITIES CORPORATION LIMITED (CISCO) | | | | a | a | | | | | | | |
| 4, EVROU STR. (EUROLIFE HOUSE) NICOSIA | (+35722)-881800 | (+35722)-881801 | | | | | | | | | | |
| UBS LIMITED | | | | a | a | | | | | | | |
| 1, FINSBURY AVENUE LONDON | (+4420)-79013333 | (+4420)-79012345 | | | | | | | | | | |
| Z.G. PORTALAKIS INVESTMENT SERVICES S.A. | | | | a | | | | | | | | |
| 8, PESMAZOGLOU STR. ATHINA | (210)-3214830 | (210)-3212024 | | | | | | | | | | |
| KARAMANOF SECURITIES & INV. SERVICES S.A. | | | | a | | | | | a | | a | |
| 2, SQ. ST THEODORON ATHINA | (210)-3212947 | (210)-3217088 | | | | | | | | | | |

List of Stocks under Market Making operations

| Stocks | Market Maker | Stock Category | |
|-------------------------------------|--|---------------------|-------------------|
| | | Start Market Making | End Market Making |
| COCA - COLA HBC (CR) | | Low Dispersion | |
| | EUROBANK EQUITIES S.A. | 23/10/2012 | 22/10/2013 |
| | INVESTMENT BANK OF GREECE S.A. | 8/1/2013 | 7/1/2014 |
| | NBG SECURITIES S.A. | 25/6/2012 | 24/6/2013 |
| BANK OF CYPRUS (CR) | | Under Suspension | |
| | EUROBANK EQUITIES S.A. | 23/10/2012 | 22/10/2013 |
| | INVESTMENT BANK OF GREECE S.A. | 2/1/2013 | 1/1/2014 |
| | NBG SECURITIES S.A. | 25/6/2012 | 24/6/2013 |
| CYPRUS POPULAR BANK (CR) | | Under Suspension | |
| | NBG SECURITIES S.A. | 2/6/2012 | 1/6/2013 |
| | PIRAEUS SECURITIES S.A. | 2/2/2013 | 1/2/2014 |
| ALPHA BANK (CR) | | Main Market | |
| | EUROBANK EQUITIES S.A. | 24/10/2012 | 23/10/2013 |
| | INVESTMENT BANK OF GREECE S.A. | 8/1/2013 | 7/1/2014 |
| | MERIT SECURITIES S.A. | 3/9/2012 | 2/9/2013 |
| | NBG SECURITIES S.A. | 15/1/2013 | 14/1/2014 |
| | PIRAEUS SECURITIES S.A. | 28/5/2012 | 27/5/2013 |
| ALUMIL (CR) | | Main Market | |
| | BETA SECURITIES S.A. | 18/7/2012 | 17/7/2013 |
| BYTE COMPUTER SA (CR) | | Main Market | |
| | MERIT SECURITIES S.A. | 4/8/2012 | 3/8/2013 |
| CC HBC AG (CR) | | Main Market | |
| | NBG SECURITIES S.A. | 29/4/2013 | 28/4/2014 |
| ELLAKTOR (CR) | | Main Market | |
| | EUROBANK EQUITIES S.A. | 1/6/2012 | 31/5/2013 |
| | INVESTMENT BANK OF GREECE S.A. | 2/1/2013 | 1/1/2014 |
| | NBG SECURITIES S.A. | 25/6/2012 | 24/6/2013 |
| ELTON SA (CR) | | Main Market | |
| | BETA SECURITIES S.A. | 3/9/2012 | 2/9/2013 |
| EUROBANK ERGASIAS (CR) | | Main Market | |
| | ALPHA FINANCE INVESTMENT SERVICES S.A. | 8/1/2013 | 7/1/2014 |
| | EUROBANK EQUITIES S.A. | 1/6/2012 | 31/5/2013 |
| | INVESTMENT BANK OF GREECE S.A. | 8/1/2013 | 7/1/2014 |
| FRIGOGLASS SA (CR) | | Main Market | |
| | EUROBANK EQUITIES S.A. | 18/7/2012 | 17/7/2013 |
| GEK TERNA (CR) | | Main Market | |
| | INVESTMENT BANK OF GREECE S.A. | 2/1/2013 | 1/1/2014 |
| GR. SARANTIS SA (CR) | | Main Market | |
| | BETA SECURITIES S.A. | 14/5/2013 | 13/5/2014 |
| HELLENIC EXCHANGES (CR) | | Main Market | |
| | EUROBANK EQUITIES S.A. | 1/6/2012 | 31/5/2013 |
| | INVESTMENT BANK OF GREECE S.A. | 2/1/2013 | 1/1/2014 |
| | NBG SECURITIES S.A. | 25/6/2012 | 24/6/2013 |
| INTRACOM CONSTR. (CR) | | Main Market | |
| | MERIT SECURITIES S.A. | 27/12/2012 | 26/12/2013 |
| INTRALOT (CR) | | Main Market | |
| | EUROBANK EQUITIES S.A. | 1/6/2012 | 31/5/2013 |
| | INVESTMENT BANK OF GREECE S.A. | 2/1/2013 | 1/1/2014 |
| MARFIN INVESTMENT GROUP (CR) | | Main Market | |
| | PIRAEUS SECURITIES S.A. | 2/2/2013 | 1/2/2014 |
| MLS MULTIMEDIA SA (CR) | | Main Market | |
| | BETA SECURITIES S.A. | 28/5/2012 | 27/5/2013 |
| MOTOR OIL (CR) | | Main Market | |
| | EUROBANK EQUITIES S.A. | 23/10/2012 | 22/10/2013 |
| MYTILINEOS HOLDINGS (CR) | | Main Market | |
| | INVESTMENT BANK OF GREECE S.A. | 2/1/2013 | 1/1/2014 |
| | NBG SECURITIES S.A. | 25/6/2012 | 24/6/2013 |
| NATIONAL BANK (CR) | | Main Market | |
| | ALPHA FINANCE INVESTMENT SERVICES S.A. | 8/1/2013 | 7/1/2014 |
| | EUROBANK EQUITIES S.A. | 24/10/2012 | 23/10/2013 |
| | INVESTMENT BANK OF GREECE S.A. | 8/1/2013 | 7/1/2014 |
| | MERIT SECURITIES S.A. | 3/9/2012 | 2/9/2013 |
| | NBG SECURITIES S.A. | 28/2/2013 | 27/2/2014 |
| OPAP (CR) | | Main Market | |
| | ALPHA FINANCE INVESTMENT SERVICES S.A. | 8/1/2013 | 7/1/2014 |
| | EUROBANK EQUITIES S.A. | 24/10/2012 | 23/10/2013 |
| | INVESTMENT BANK OF GREECE S.A. | 8/1/2013 | 7/1/2014 |
| | NBG SECURITIES S.A. | 15/1/2013 | 14/1/2014 |

List of Stocks under Market Making operations

| Stocks | Market Maker | Stock Category | |
|--------------------------------|--|---------------------|-------------------|
| | | Start Market Making | End Market Making |
| OTE (CR) | | | |
| | | Main Market | |
| | ALPHA FINANCE INVESTMENT SERVICES S.A. | 8/1/2013 | 7/1/2014 |
| | EUROBANK EQUITIES S.A. | 24/10/2012 | 23/10/2013 |
| | INVESTMENT BANK OF GREECE S.A. | 8/1/2013 | 7/1/2014 |
| | NBG SECURITIES S.A. | 1/12/2012 | 30/11/2013 |
| PETROPOULOS PETROS (CR) | | | |
| | | Main Market | |
| | BETA SECURITIES S.A. | 28/5/2012 | 27/5/2013 |
| PIRAEUS BANK (CR) | | | |
| | | Main Market | |
| | EUROBANK EQUITIES S.A. | 23/10/2012 | 22/10/2013 |
| | INVESTMENT BANK OF GREECE S.A. | 8/1/2013 | 7/1/2014 |
| | NBG SECURITIES S.A. | 2/6/2012 | 1/6/2013 |
| | PIRAEUS SECURITIES S.A. | 16/2/2013 | 15/2/2014 |
| PPC (CR) | | | |
| | | Main Market | |
| | ALPHA FINANCE INVESTMENT SERVICES S.A. | 8/1/2013 | 7/1/2014 |
| | EUROBANK EQUITIES S.A. | 23/10/2012 | 22/10/2013 |
| | INVESTMENT BANK OF GREECE S.A. | 8/1/2013 | 7/1/2014 |
| | NBG SECURITIES S.A. | 26/3/2013 | 25/3/2014 |
| TITAN CEMENT (CR) | | | |
| | | Main Market | |
| | EUROBANK EQUITIES S.A. | 23/10/2012 | 22/10/2013 |
| VIOHALCO (CB) | | | |
| | | Main Market | |
| | ALPHA FINANCE INVESTMENT SERVICES S.A. | 11/2/2013 | 10/3/2014 |
| | EUROBANK EQUITIES S.A. | 20/1/2013 | 19/1/2014 |
| | MERIT SECURITIES S.A. | 13/12/2012 | 12/12/2013 |

Equity Investment Instruments Acknowledgements

| Portfolio Investments Company Name | NAV per Share | Share Price | Premium/ Discount |
|------------------------------------|------------------|----------------|----------------------|
| AEOLIAN INVESTMENT FUND S.A. | 1,79 | 1,16 | -35,20% |
| ALPHA TRUST ANDROMEDA SA | 26,13 | 23,20 | -11,21% |

Acknowledgements Notes

According to the Decision of the Capital Market Commission 4/278/12.08.2003 Portfolio Investment Companies are required to notify the Athens Exchange on the 10th, 20th and last working day of each month the Net Asset Value (NAV) of their shares as well as Premium or Discount in relation to their market value.

| Underlying Asset | | | | Derivatives Market | | | | | | | | | | | | | | | | | | |
|----------------------|-----------|---------------|--------|--------------------|------------|-----------|-----------|------------|---------------|-----------|----------|------------------|--------|-----------|----------|--------|--------|---------|---------------|---------|---------------|---------|
| Price max | Price min | Closing price | change | Delivery Month | Open price | Price max | Price min | Last price | Closing price | Last Bid | Last Ask | Settlement price | change | Life high | Life low | Trades | Volume | change | Value | change | Open Interest | change |
| FTSE/Athex Large Cap | | | | | | | | | | | | | | | | | | | | | | |
| 375,32 | 360,90 | 367,80 | -1,33% | June 2013 | 377,00 | 381,75 | 368,75 | 376,75 | 373,75 | 6@376,75 | 8@377,00 | 373,75 | 0,13% | 409,00 | 246,50 | 851 | 7,415 | -27,02% | 13.862.737,50 | -27,90% | 37.986 | -0,72% |
| | | | | July 2013 | 374,75 | 375,25 | 366,25 | 374,00 | 371,75 | 19@371,25 | 1@377,00 | 371,75 | 0,47% | 384,00 | 366,25 | 12 | 114 | -19,15% | 212.393,75 | -19,38% | 29 | -43,14% |
| | | | | August 2013 | 374,25 | 374,25 | 368,00 | 368,00 | 372,75 | 30@368,00 | --- | 372,75 | 0,54% | 374,75 | 368,00 | 3 | 13 | -43,48% | 24.076,25 | -43,77% | 18 | 38,46% |
| | | | | September 2013 | --- | --- | --- | --- | --- | --- | --- | --- | --- | --- | --- | --- | --- | --- | --- | --- | --- | --- |
| | | | | December 2013 | --- | --- | --- | --- | --- | --- | --- | --- | --- | --- | --- | --- | --- | --- | --- | --- | --- | --- |
| | | | | March 2014 | --- | --- | --- | --- | --- | --- | --- | --- | --- | --- | --- | --- | --- | --- | --- | --- | --- | --- |

(Trade Unit: 1 Index Point x 5€, Cash Settlement)

| Underlying Asset | | | | Derivatives Market | | | | | | | | | | | | | | | | | | |
|--------------------------------------|-----------|---------------|--------|--|------------|-----------|-----------|------------|---------------|----------|-----------|------------------|--------|-----------|----------|--------|--------|---------|------------|---------|---------------|---------|
| Price max | Price min | Closing price | change | Delivery Month | Open price | Price max | Price min | Last price | Closing price | Last Bid | Last Ask | Settlement price | change | Life high | Life low | Trades | Volume | change | Value | change | Open Interest | change |
| ALPHA BANK (CR) | | | | (Contract Size: 100 Stocks, Physical Delivery) | | | | | | | | | | | | | | | | | | |
| 0,589 | 0,565 | 0,570 | 1,24% | June 2013 | --- | --- | --- | --- | 1,60 | --- | --- | 1,60 | 1,27% | 1,95 | 0,422 | --- | --- | --- | --- | --- | --- | --- |
| | | | | September 2013 | --- | --- | --- | --- | 1,60 | --- | --- | 1,60 | 1,27% | 1,46 | 0,721 | --- | --- | --- | --- | --- | --- | --- |
| | | | | December 2013 | --- | --- | --- | --- | --- | --- | --- | --- | --- | --- | --- | --- | --- | --- | --- | --- | --- | --- |
| | | | | March 2014 | --- | --- | --- | --- | --- | --- | --- | --- | --- | --- | --- | --- | --- | --- | --- | --- | --- | --- |
| BANK OF CYPRUS (CR) | | | | (Contract Size: 100 Stocks, Physical Delivery) | | | | | | | | | | | | | | | | | | |
| | | 0,207 | 0,00% | June 2013 | --- | --- | --- | --- | 0,207 | --- | --- | 0,207 | 0,00% | 0,275 | 0,172 | --- | --- | --- | --- | --- | 15,754 | 0,00% |
| | | | | September 2013 | --- | --- | --- | --- | --- | --- | --- | --- | --- | --- | --- | --- | --- | --- | --- | --- | --- | --- |
| | | | | December 2013 | --- | --- | --- | --- | --- | --- | --- | --- | --- | --- | --- | --- | --- | --- | --- | --- | --- | --- |
| | | | | March 2014 | --- | --- | --- | --- | --- | --- | --- | --- | --- | --- | --- | --- | --- | --- | --- | --- | --- | --- |
| ELLAKTOR (CR) | | | | (Contract Size: 100 Stocks, Physical Delivery) | | | | | | | | | | | | | | | | | | |
| 2,45 | 2,31 | 2,39 | 0,84% | June 2013 | 2,39 | 2,42 | 2,33 | 2,37 | 2,40 | 5@2,36 | 20@2,38 | 2,40 | 3,90% | 2,50 | 1,38 | 36 | 202 | 27,04% | 48,088,00 | 30,44% | 6,267 | -0,52% |
| | | | | September 2013 | --- | --- | --- | --- | 2,44 | 12@2,35 | 20@2,42 | 2,44 | 3,83% | 2,45 | 1,73 | --- | --- | --- | --- | --- | 8 | 0,00% |
| | | | | December 2013 | --- | --- | --- | --- | 2,39 | --- | --- | 2,39 | 3,91% | 2,13 | 2,11 | --- | --- | --- | --- | --- | --- | --- |
| | | | | March 2014 | --- | --- | --- | --- | --- | --- | --- | --- | --- | --- | --- | --- | --- | --- | --- | --- | --- | --- |
| EUROBANK ERGASIAS (CR) | | | | (Contract Size: 100 Stocks, Physical Delivery) | | | | | | | | | | | | | | | | | | |
| 0,471 | 0,358 | 0,439 | 20,94% | June 2013 | 0,360 | 0,400 | 0,337 | 0,371 | 0,370 | 19@0,366 | 5@0,372 | 0,370 | 7,56% | 0,640 | 0,093 | 334 | 5,310 | 2,79% | 193,449,90 | -4,22% | 13,157 | 25,80% |
| | | | | September 2013 | 0,300 | 0,330 | 0,300 | 0,330 | 0,330 | 10@0,333 | 100@0,350 | 0,330 | 13,79% | 0,500 | 0,300 | 2 | 73 | -54,94% | 2,259,00 | -61,32% | 1,195 | 6,51% |
| | | | | December 2013 | --- | --- | --- | --- | --- | --- | --- | --- | --- | --- | --- | --- | --- | --- | --- | --- | --- | --- |
| | | | | March 2014 | --- | --- | --- | --- | --- | --- | --- | --- | --- | --- | --- | --- | --- | --- | --- | --- | --- | --- |
| EUROBANK PROPERTIES REIC (CR) | | | | (Contract Size: 100 Stocks, Physical Delivery) | | | | | | | | | | | | | | | | | | |
| 6,56 | 6,31 | 6,56 | 1,39% | June 2013 | 6,40 | 6,47 | 6,38 | 6,45 | 6,43 | 5@6,32 | 2@6,46 | 6,43 | 1,42% | 6,95 | 5,40 | 12 | 38 | -80,00% | 24,412,00 | -79,69% | 106 | -14,52% |
| | | | | September 2013 | --- | --- | --- | --- | --- | --- | 2@6,52 | --- | --- | --- | --- | --- | --- | --- | --- | --- | --- | --- |
| | | | | December 2013 | --- | --- | --- | --- | --- | --- | --- | --- | --- | --- | --- | --- | --- | --- | --- | --- | --- | --- |
| | | | | March 2014 | --- | --- | --- | --- | --- | --- | --- | --- | --- | --- | --- | --- | --- | --- | --- | --- | --- | --- |
| FRIGOGLASS SA (CR) | | | | (Contract Size: 100 Stocks, Physical Delivery) | | | | | | | | | | | | | | | | | | |
| 5,64 | 5,54 | 5,60 | -0,53% | June 2013 | 5,59 | 5,59 | 5,55 | 5,56 | 5,55 | 3@5,55 | 5@6,58 | 5,55 | -0,54% | 5,74 | 3,91 | 5 | 29 | 3,57% | 16,158,00 | 5,15% | 361 | -3,99% |
| | | | | September 2013 | --- | --- | --- | --- | 5,61 | --- | 5@6,64 | 5,61 | -0,53% | 5,71 | 5,67 | --- | --- | --- | --- | --- | 10 | 0,00% |
| | | | | December 2013 | --- | --- | --- | --- | --- | --- | --- | --- | --- | --- | --- | --- | --- | --- | --- | --- | --- | --- |
| | | | | March 2014 | --- | --- | --- | --- | --- | --- | --- | --- | --- | --- | --- | --- | --- | --- | --- | --- | --- | --- |
| GEK TERNA (CR) | | | | (Contract Size: 100 Stocks, Physical Delivery) | | | | | | | | | | | | | | | | | | |
| 2,39 | 2,29 | 2,36 | 2,16% | June 2013 | 2,36 | 2,40 | 2,31 | 2,34 | 2,36 | 6@2,33 | 2@2,35 | 2,36 | 1,29% | 2,71 | 1,37 | 48 | 385 | -7,45% | 90,746,00 | -5,26% | 34,541 | 0,22% |
| | | | | September 2013 | 2,38 | 2,38 | 2,36 | 2,36 | 2,37 | 22@2,30 | 2@2,38 | 2,37 | 3,04% | 2,62 | 1,45 | 2 | 100 | --- | 23,700,00 | --- | 394 | 34,01% |
| | | | | December 2013 | 2,33 | 2,33 | 2,33 | 2,33 | 2,37 | --- | --- | 2,37 | 1,28% | 2,35 | 1,57 | 2 | 100 | -33,33% | 23,300,00 | -32,66% | 250 | 66,67% |
| | | | | March 2014 | --- | --- | --- | --- | --- | --- | --- | --- | --- | --- | --- | --- | --- | --- | --- | --- | --- | --- |
| HELL. DUTY FREE SHOPS SA (CR) | | | | (Contract Size: 100 Stocks, Physical Delivery) | | | | | | | | | | | | | | | | | | |
| 16,60 | 16,10 | 16,50 | 0,00% | June 2013 | 16,28 | 16,28 | 16,28 | 16,28 | 16,35 | 1@15,59 | 1@17,28 | 16,35 | 0,00% | 16,54 | 11,71 | 1 | 5 | -70,59% | 8,140,00 | -70,56% | 306 | 1,66% |
| | | | | September 2013 | --- | --- | --- | --- | --- | --- | 1@17,40 | --- | --- | --- | --- | --- | --- | --- | --- | --- | --- | --- |
| | | | | December 2013 | --- | --- | --- | --- | --- | --- | --- | --- | --- | --- | --- | --- | --- | --- | --- | --- | --- | --- |
| | | | | March 2014 | --- | --- | --- | --- | --- | --- | --- | --- | --- | --- | --- | --- | --- | --- | --- | --- | --- | --- |

| Underlying Asset | | | | Derivatives Market | | | | | | | | | | | | | | | | | | | |
|-------------------------------------|-----------|---------------|--------|--|------------|-----------|-----------|------------|---------------|----------|----------|------------------|--------|-----------|----------|--------|--------|----------|------------|----------|---------------|----------|--|
| Price max | Price min | Closing price | change | Delivery Month | Open price | Price max | Price min | Last price | Closing price | Last Bid | Last Ask | Settlement price | change | Life high | Life low | Trades | Volume | change | Value | change | Open Interest | change | |
| HELLENIC EXCHANGES (CR) | | | | (Contract Size: 100 Stocks, Physical Delivery) | | | | | | | | | | | | | | | | | | | |
| 6.66 | 6.31 | 6.42 | -1.69% | June 2013 | 6.51 | 6.59 | 6.32 | 6.35 | 6.35 | 2@6.34 | 5@6.50 | 6.35 | 0.32% | 6.87 | 3.28 | 51 | 170 | -24.44% | 109.697,00 | -23.15% | 1.857 | 0.87% | |
| | | | | September 2013 | --- | --- | --- | --- | 6.40 | 20@5.75 | 5@6.54 | 6.40 | 0.31% | 5.17 | 3.82 | --- | --- | --- | --- | --- | 58 | 0.00% | |
| | | | | December 2013 | --- | --- | --- | --- | 6.58 | --- | --- | 6.58 | 0.30% | 6.85 | 4.01 | --- | --- | -100.00% | --- | -100.00% | 250 | 0.00% | |
| | | | | March 2014 | --- | --- | --- | --- | --- | --- | --- | --- | --- | --- | --- | --- | --- | --- | --- | --- | --- | --- | |
| HELLENIC PETROLEUM (CR) | | | | (Contract Size: 100 Stocks, Physical Delivery) | | | | | | | | | | | | | | | | | | | |
| 9.29 | 8.91 | 9.00 | -3.23% | June 2013 | 9.24 | 9.24 | 8.98 | 8.98 | 8.98 | 1@8.95 | 1@9.05 | 8.98 | -1.32% | 9.24 | 6.70 | 19 | 64 | -3.03% | 58.008,00 | -3.03% | 1.684 | 1.26% | |
| | | | | September 2013 | --- | --- | --- | --- | --- | --- | 1@9.11 | --- | --- | --- | --- | --- | --- | --- | --- | --- | --- | --- | |
| | | | | December 2013 | --- | --- | --- | --- | --- | --- | --- | --- | --- | --- | --- | --- | --- | --- | --- | --- | --- | --- | |
| | | | | March 2014 | --- | --- | --- | --- | --- | --- | --- | --- | --- | --- | --- | --- | --- | --- | --- | --- | --- | --- | |
| INTRALOT (CR) | | | | (Contract Size: 100 Stocks, Physical Delivery) | | | | | | | | | | | | | | | | | | | |
| 2.29 | 2.18 | 2.26 | 0.00% | June 2013 | 2.25 | 2.26 | 2.18 | 2.24 | 2.22 | 20@2.21 | 6@2.25 | 2.22 | 0.00% | 2.42 | 1.47 | 29 | 112 | -67.44% | 25.025,00 | -67.38% | 4.575 | -1.12% | |
| | | | | September 2013 | --- | --- | --- | --- | 2.20 | --- | 6@2.29 | 2.20 | 0.00% | 2.30 | 1.69 | --- | --- | -100.00% | --- | -100.00% | 44 | 0.00% | |
| | | | | December 2013 | --- | --- | --- | --- | --- | --- | --- | --- | --- | --- | --- | --- | --- | --- | --- | --- | --- | --- | |
| | | | | March 2014 | --- | --- | --- | --- | --- | --- | --- | --- | --- | --- | --- | --- | --- | --- | --- | --- | --- | --- | |
| JUMBO SA (CR) | | | | (Contract Size: 100 Stocks, Physical Delivery) | | | | | | | | | | | | | | | | | | | |
| 7.98 | 7.66 | 7.89 | -1.37% | June 2013 | 7.94 | 7.94 | 7.70 | 7.71 | 7.71 | 1@7.66 | 11@8.00 | 7.71 | -0.77% | 8.67 | 4.93 | 8 | 20 | -84.85% | 15.665,00 | -84.74% | 441 | -0.23% | |
| | | | | September 2013 | --- | --- | --- | --- | --- | --- | 11@8.04 | --- | --- | --- | --- | --- | --- | --- | --- | --- | --- | --- | |
| | | | | December 2013 | --- | --- | --- | --- | --- | --- | --- | --- | --- | --- | --- | --- | --- | --- | --- | --- | --- | --- | |
| | | | | March 2014 | --- | --- | --- | --- | --- | --- | --- | --- | --- | --- | --- | --- | --- | --- | --- | --- | --- | --- | |
| MARFIN INVESTMENT GROUP (CR) | | | | (Contract Size: 100 Stocks, Physical Delivery) | | | | | | | | | | | | | | | | | | | |
| 0.430 | 0.391 | 0.406 | -0.98% | June 2013 | 0.425 | 0.426 | 0.398 | 0.410 | 0.410 | 2@0.410 | 20@0.415 | 0.410 | 2.76% | 0.531 | 0.176 | 92 | 1.754 | -30.64% | 72.009,90 | -31.75% | 24.009 | 2.45% | |
| | | | | September 2013 | 0.405 | 0.405 | 0.391 | 0.392 | 0.405 | 1@0.387 | 20@0.425 | 0.405 | 4.38% | 0.420 | 0.389 | 6 | 500 | --- | 19.824,40 | --- | --- | -100.00% | |
| | | | | December 2013 | --- | --- | --- | --- | --- | --- | --- | --- | --- | --- | --- | --- | --- | --- | --- | --- | --- | --- | |
| | | | | March 2014 | --- | --- | --- | --- | --- | --- | --- | --- | --- | --- | --- | --- | --- | --- | --- | --- | --- | --- | |
| METKA (CR) | | | | (Contract Size: 100 Stocks, Physical Delivery) | | | | | | | | | | | | | | | | | | | |
| 12.55 | 12.01 | 12.38 | -1.36% | June 2013 | 12.43 | 12.43 | 12.04 | 12.38 | 12.16 | 3@12.14 | 5@12.35 | 12.16 | -1.38% | 12.59 | 8.90 | 21 | 55 | -16.67% | 66.971,00 | -17.76% | 499 | 3.53% | |
| | | | | September 2013 | 12.18 | 12.18 | 12.16 | 12.16 | 12.27 | 1@12.16 | 5@12.47 | 12.27 | -1.13% | 12.18 | 10.81 | 2 | 5 | --- | 6.086,00 | --- | 21 | 31.25% | |
| | | | | December 2013 | --- | --- | --- | --- | --- | --- | --- | --- | --- | --- | --- | --- | --- | --- | --- | --- | --- | --- | |
| | | | | March 2014 | --- | --- | --- | --- | --- | --- | --- | --- | --- | --- | --- | --- | --- | --- | --- | --- | --- | --- | |
| MOTOR OIL (CR) | | | | (Contract Size: 100 Stocks, Physical Delivery) | | | | | | | | | | | | | | | | | | | |
| 9.18 | 8.91 | 9.12 | -0.22% | June 2013 | 9.05 | 9.13 | 8.94 | 9.08 | 9.05 | 3@9.01 | 5@9.10 | 9.05 | -0.77% | 9.19 | 7.02 | 26 | 101 | 55.38% | 91.485,00 | 57.28% | 487 | -2.99% | |
| | | | | September 2013 | --- | --- | --- | --- | --- | --- | 5@9.16 | --- | --- | --- | --- | --- | --- | --- | --- | --- | --- | --- | |
| | | | | December 2013 | --- | --- | --- | --- | --- | --- | --- | --- | --- | --- | --- | --- | --- | --- | --- | --- | --- | --- | |
| | | | | March 2014 | --- | --- | --- | --- | --- | --- | --- | --- | --- | --- | --- | --- | --- | --- | --- | --- | --- | --- | |
| MYTILINEOS HOLDINGS (CR) | | | | (Contract Size: 100 Stocks, Physical Delivery) | | | | | | | | | | | | | | | | | | | |
| 5.25 | 5.06 | 5.22 | 1.95% | June 2013 | 5.15 | 5.25 | 5.10 | 5.25 | 5.18 | 2@5.21 | 11@5.25 | 5.18 | 2.37% | 5.50 | 3.32 | 81 | 328 | -35.81% | 169.996,00 | -34.81% | 8.488 | 0.69% | |
| | | | | September 2013 | 5.20 | 5.20 | 5.20 | 5.20 | 5.15 | 6@4.10 | 11@5.29 | 5.15 | 1.58% | 5.50 | 3.50 | 1 | 100 | --- | 52.000,00 | --- | 485 | -17.09% | |
| | | | | December 2013 | 5.20 | 5.20 | 5.20 | 5.20 | 5.15 | --- | --- | 5.15 | 0.98% | 5.28 | 3.70 | 1 | 100 | --- | 52.000,00 | --- | 150 | -40.00% | |
| | | | | March 2014 | --- | --- | --- | --- | --- | --- | --- | --- | --- | --- | --- | --- | --- | --- | --- | --- | --- | --- | |

| Underlying Asset | | | | Derivatives Market | | | | | | | | | | | | | | | | | | | |
|---------------------------|-----------|---------------|--------|--|------------|-----------|-----------|------------|---------------|----------|----------|------------------|--------|-----------|----------|--------|--------|----------|--------------|----------|---------------|----------|-----|
| Price max | Price min | Closing price | change | Delivery Month | Open price | Price max | Price min | Last price | Closing price | Last Bid | Last Ask | Settlement price | change | Life high | Life low | Trades | Volume | change | Value | change | Open Interest | change | |
| NATIONAL BANK (CR) | | | | (Contract Size: 100 Stocks, Physical Delivery) | | | | | | | | | | | | | | | | | | | |
| 1,18 | 0,951 | 1,04 | -9,57% | June 2013 | --- | --- | --- | --- | 1,04 | --- | --- | 1,04 | -9,57% | 2,28 | 0,276 | --- | --- | --- | --- | --- | --- | --- | --- |
| | | | | September 2013 | --- | --- | --- | --- | 1,04 | --- | --- | 1,04 | -9,57% | 1,36 | 0,344 | --- | --- | --- | --- | --- | --- | --- | --- |
| | | | | December 2013 | --- | --- | --- | --- | --- | --- | --- | --- | --- | --- | --- | --- | --- | --- | --- | --- | --- | --- | --- |
| | | | | March 2014 | --- | --- | --- | --- | --- | --- | --- | --- | --- | --- | --- | --- | --- | --- | --- | --- | --- | --- | --- |
| OPAP (CR) | | | | (Contract Size: 100 Stocks, Physical Delivery) | | | | | | | | | | | | | | | | | | | |
| 8,00 | 7,62 | 7,74 | -3,85% | June 2013 | 7,94 | 7,97 | 7,64 | 7,79 | 7,58 | 4@7,79 | 2@7,80 | 7,58 | -3,81% | 8,23 | 4,19 | 100 | 731 | 19,06% | 565.865,00 | 14,47% | 5.564 | -3,17% | |
| | | | | September 2013 | --- | --- | --- | --- | 7,23 | 10@7,33 | 2@7,83 | 7,23 | -3,86% | 7,74 | 5,90 | --- | --- | -100,00% | --- | -100,00% | 36 | 0,00% | |
| | | | | December 2013 | --- | --- | --- | --- | 7,71 | --- | --- | 7,71 | -3,87% | 7,66 | 7,47 | --- | --- | --- | --- | --- | --- | --- | --- |
| | | | | March 2014 | --- | --- | --- | --- | --- | --- | --- | --- | --- | --- | --- | --- | --- | --- | --- | --- | --- | --- | --- |
| OTE (CR) | | | | (Contract Size: 100 Stocks, Physical Delivery) | | | | | | | | | | | | | | | | | | | |
| 7,07 | 6,88 | 7,07 | 2,17% | June 2013 | 6,98 | 7,09 | 6,91 | 7,06 | 6,95 | 59@7,05 | 8@7,08 | 6,95 | 0,58% | 7,74 | 2,95 | 205 | 2.193 | -16,84% | 1.531.463,00 | -17,00% | 16.021 | 2,74% | |
| | | | | September 2013 | 7,01 | 7,07 | 6,94 | 7,07 | 6,93 | 59@7,00 | 8@7,13 | 6,93 | 0,58% | 7,56 | 4,35 | 10 | 336 | -33,47% | 234.418,00 | -33,68% | 77 | -54,71% | |
| | | | | December 2013 | 6,96 | 7,02 | 6,96 | 7,02 | 6,94 | --- | --- | 6,94 | 0,58% | 7,56 | 4,40 | 2 | 125 | 400,00% | 87.150,00 | 405,22% | --- | -100,00% | |
| | | | | March 2014 | --- | --- | --- | --- | --- | --- | --- | --- | --- | --- | --- | --- | --- | --- | --- | --- | --- | --- | --- |
| P.P.A. S.A. (CR) | | | | (Contract Size: 100 Stocks, Physical Delivery) | | | | | | | | | | | | | | | | | | | |
| 20,00 | 19,31 | 19,70 | -1,50% | June 2013 | 19,93 | 19,93 | 19,43 | 19,46 | 19,48 | 2@19,33 | 1@20,80 | 19,48 | -0,76% | 21,54 | 14,74 | 6 | 17 | -10,53% | 33.293,00 | -13,71% | 149 | 12,03% | |
| | | | | September 2013 | --- | --- | --- | --- | --- | --- | --- | --- | --- | --- | --- | --- | --- | --- | --- | --- | --- | --- | --- |
| | | | | December 2013 | --- | --- | --- | --- | --- | --- | --- | --- | --- | --- | --- | --- | --- | --- | --- | --- | --- | --- | --- |
| | | | | March 2014 | --- | --- | --- | --- | --- | --- | --- | --- | --- | --- | --- | --- | --- | --- | --- | --- | --- | --- | --- |
| PPC (CR) | | | | (Contract Size: 100 Stocks, Physical Delivery) | | | | | | | | | | | | | | | | | | | |
| 8,18 | 7,75 | 7,86 | -1,63% | June 2013 | 7,99 | 8,17 | 7,77 | 7,94 | 7,86 | 9@7,90 | 6@7,94 | 7,86 | -0,88% | 8,52 | 3,54 | 195 | 1.208 | -31,40% | 956.870,00 | -32,26% | 6.624 | 5,58% | |
| | | | | September 2013 | 8,06 | 8,10 | 7,83 | 7,83 | 7,85 | 10@7,87 | 6@7,98 | 7,85 | -1,01% | 8,47 | 4,58 | 9 | 240 | 45,45% | 190.690,00 | 44,08% | 371 | 12,08% | |
| | | | | December 2013 | 7,77 | 7,77 | 7,77 | 7,77 | 7,84 | --- | --- | 7,84 | -3,45% | 8,56 | 5,08 | 1 | 50 | -33,33% | 38.850,00 | -37,39% | 295 | 20,41% | |
| | | | | March 2014 | --- | --- | --- | --- | --- | --- | --- | --- | --- | --- | --- | --- | --- | --- | --- | --- | --- | --- | --- |
| SIDENOR (CR) | | | | (Contract Size: 100 Stocks, Physical Delivery) | | | | | | | | | | | | | | | | | | | |
| 2,12 | 1,96 | 2,07 | 6,15% | June 2013 | 1,98 | 2,07 | 1,96 | 2,07 | 2,06 | 1@2,07 | 8@2,08 | 2,06 | 4,57% | 2,17 | 1,03 | 56 | 350 | 6,38% | 70.796,00 | 13,99% | 2.346 | -2,01% | |
| | | | | September 2013 | --- | --- | --- | --- | --- | --- | 8@2,11 | --- | --- | --- | --- | --- | --- | --- | --- | --- | --- | --- | --- |
| | | | | December 2013 | --- | --- | --- | --- | --- | --- | --- | --- | --- | --- | --- | --- | --- | --- | --- | --- | --- | --- | --- |
| | | | | March 2014 | --- | --- | --- | --- | --- | --- | --- | --- | --- | --- | --- | --- | --- | --- | --- | --- | --- | --- | --- |
| TERNA ENERGY (CR) | | | | (Contract Size: 100 Stocks, Physical Delivery) | | | | | | | | | | | | | | | | | | | |
| 3,55 | 3,45 | 3,52 | 1,44% | June 2013 | 3,57 | 3,57 | 3,53 | 3,53 | 3,54 | 1@3,48 | 10@3,88 | 3,54 | 1,43% | 3,70 | 2,27 | 2 | 2 | -92,00% | 710,00 | -91,86% | 4.220 | 0,00% | |
| | | | | September 2013 | --- | --- | --- | --- | --- | --- | 10@3,93 | --- | --- | --- | --- | --- | --- | --- | --- | --- | --- | --- | --- |
| | | | | December 2013 | --- | --- | --- | --- | --- | --- | --- | --- | --- | --- | --- | --- | --- | --- | --- | --- | --- | --- | --- |
| | | | | March 2014 | --- | --- | --- | --- | --- | --- | --- | --- | --- | --- | --- | --- | --- | --- | --- | --- | --- | --- | --- |
| TITAN CEMENT (CR) | | | | (Contract Size: 100 Stocks, Physical Delivery) | | | | | | | | | | | | | | | | | | | |
| 14,50 | 14,15 | 14,32 | -1,24% | June 2013 | 14,47 | 14,49 | 14,25 | 14,25 | 14,26 | 4@14,11 | 2@14,48 | 14,26 | -1,45% | 14,93 | 11,50 | 7 | 21 | 110,00% | 30.156,00 | 110,28% | 236 | 0,00% | |
| | | | | September 2013 | --- | --- | --- | --- | --- | --- | 2@14,58 | --- | --- | --- | --- | --- | --- | --- | --- | --- | --- | --- | --- |
| | | | | December 2013 | --- | --- | --- | --- | --- | --- | --- | --- | --- | --- | --- | --- | --- | --- | --- | --- | --- | --- | --- |
| | | | | March 2014 | --- | --- | --- | --- | --- | --- | --- | --- | --- | --- | --- | --- | --- | --- | --- | --- | --- | --- | --- |

| Underlying Asset | | | | Derivatives Market | | | | | | | | | | | | | | | | | | |
|----------------------|-----------|---------------|--------|--|------------|-----------|-----------|------------|---------------|----------|----------|------------------|--------|-----------|----------|--------|--------|--------|------------|--------|---------------|--------|
| Price max | Price min | Closing price | change | Delivery Month | Open price | Price max | Price min | Last price | Closing price | Last Bid | Last Ask | Settlement price | change | Life high | Life low | Trades | Volume | change | Value | change | Open Interest | change |
| VIOHALCO (CB) | | | | (Contract Size: 100 Stocks, Physical Delivery) | | | | | | | | | | | | | | | | | | |
| 5,70 | 5,50 | 5,70 | 1,24% | June 2013 | 5,62 | 5,69 | 5,56 | 5,69 | 5,48 | 2@5,61 | 1@5,69 | 5,48 | 1,29% | 5,69 | 3,11 | 50 | 185 | 12,12% | 104.180,00 | 15,02% | 561 | 1,26% |
| | | | | September 2013 | --- | --- | --- | --- | 5,54 | --- | 1@5,74 | 5,54 | 1,28% | 5,19 | 5,05 | --- | --- | --- | --- | --- | --- | --- |
| | | | | December 2013 | --- | --- | --- | --- | --- | --- | --- | --- | --- | --- | --- | --- | --- | --- | --- | --- | --- | --- |
| | | | | March 2014 | --- | --- | --- | --- | --- | --- | --- | --- | --- | --- | --- | --- | --- | --- | --- | --- | --- | --- |

FTSE/Athex Large Cap

(Trade Unit: 1 Index Point x 5€ - Exercise Style: European, Cash Settlement)

| Exercise Price | Call Options | | | | | | | | | | | | | | Put Options | | | | | | | | | | | | | | | | | | |
|----------------|--------------|-----------|-----------|------------|---------------|--------|---------------|------------|-----------|-----------|------------|---------------|--------|---------------|--------------|---------------|------------|-----------|-----------|------------|---------------|--------|---------------|------------|-----------|-----------|------------|---------------|--------|---------------|--------------|---------------|----------------|
| | June 2013 | | | | | | | July 2013 | | | | | | | Other Months | | June 2013 | | | | | | | July 2013 | | | | | | | Other Months | | Exercise Price |
| | Open price | Price max | Price min | Last price | Closing price | Volume | Open Interest | Open price | Price max | Price min | Last price | Closing price | Volume | Open Interest | Volume | Open Interest | Open price | Price max | Price min | Last price | Closing price | Volume | Open Interest | Open price | Price max | Price min | Last price | Closing price | Volume | Open Interest | Volume | Open Interest | |
| 190 | - | - | - | - | - | - | - | - | - | - | - | - | - | - | - | - | - | - | - | - | - | - | - | - | - | - | - | - | - | - | - | - | |
| 195 | - | - | - | - | - | - | - | - | - | - | - | - | - | - | - | - | - | - | - | - | - | - | - | - | - | - | - | - | - | - | - | - | 195 |
| 200 | - | - | - | - | - | - | - | - | - | - | - | - | - | - | - | - | - | - | - | - | - | - | - | - | - | - | - | - | - | - | - | - | 200 |
| 205 | - | - | - | - | - | - | - | - | - | - | - | - | - | - | - | - | - | - | - | - | - | - | - | - | - | - | - | - | - | - | - | - | 205 |
| 210 | - | - | - | - | - | - | - | - | - | - | - | - | - | - | - | - | - | - | - | - | - | - | - | - | - | - | - | - | - | - | - | - | 210 |
| 215 | - | - | - | - | 158,00 | - | 15 | - | - | - | - | - | - | - | - | - | - | - | - | - | - | - | - | - | - | - | - | - | - | - | - | - | 215 |
| 220 | - | - | - | - | - | - | - | - | - | - | - | - | - | - | - | - | - | - | - | - | - | - | - | - | - | - | - | - | - | - | - | - | 220 |
| 225 | - | - | - | - | - | - | - | - | - | - | - | - | - | - | - | - | - | - | - | - | - | - | - | - | - | - | - | - | - | - | - | - | 225 |
| 230 | - | - | - | - | 143,00 | - | 7 | - | - | - | - | - | - | - | - | - | - | - | - | - | - | - | - | - | - | - | - | - | - | - | - | - | 230 |
| 235 | - | - | - | - | - | - | - | - | - | - | - | - | - | - | - | - | - | - | - | - | - | - | - | - | - | - | - | - | - | - | - | - | 235 |
| 240 | - | - | - | - | - | - | - | - | - | - | - | - | - | - | - | - | - | - | - | - | - | - | - | - | - | - | - | - | - | - | - | - | 240 |
| 245 | - | - | - | - | - | - | - | - | - | - | - | - | - | - | - | 90 | - | - | - | - | - | - | - | - | - | - | - | - | - | - | - | - | 245 |
| 250 | - | - | - | - | - | - | - | - | - | - | - | - | - | - | - | 47 | - | - | - | - | - | - | - | - | - | - | - | - | - | - | - | - | 250 |
| 255 | - | - | - | - | 118,00 | - | 5 | - | - | - | - | - | - | - | - | - | - | - | - | - | - | - | - | - | - | - | - | - | - | - | - | - | 255 |
| 260 | - | - | - | - | - | - | - | - | - | - | - | - | - | - | - | - | - | - | - | - | - | - | - | - | - | - | - | - | - | - | - | - | 260 |
| 265 | - | - | - | - | 109,00 | - | 20 | - | - | - | - | - | - | - | - | - | - | - | - | - | - | - | - | - | - | - | - | - | - | - | - | - | 265 |
| 270 | - | - | - | - | - | - | - | - | - | - | - | - | - | - | - | 44 | 0,03 | - | - | - | - | - | - | - | - | - | - | - | - | - | - | - | 270 |
| 275 | - | - | - | - | - | - | - | - | - | - | 97,00 | - | 43 | - | - | - | - | - | - | - | - | - | - | - | - | - | - | - | - | - | - | - | 275 |
| 280 | - | - | - | - | - | - | - | - | - | - | - | - | - | - | - | - | - | - | - | - | - | - | - | - | - | - | - | - | - | - | - | - | 280 |
| 285 | - | - | - | - | 88,50 | - | 46 | - | - | - | - | - | - | - | - | - | - | - | - | - | - | - | - | - | - | - | - | - | - | - | - | - | 285 |
| 290 | - | - | - | - | 84,00 | - | 2 | - | - | - | - | - | - | - | - | - | - | - | - | - | - | - | - | - | - | - | - | - | - | - | - | - | 290 |
| 295 | - | - | - | - | - | - | - | - | - | - | - | - | - | - | - | - | - | - | - | - | - | - | - | - | - | - | - | - | - | - | - | - | 295 |
| 300 | - | - | - | - | 74,00 | - | 100 | - | - | - | - | - | - | - | - | - | - | - | - | - | - | - | - | - | - | - | - | - | - | - | - | - | 300 |
| 305 | - | - | - | - | 69,50 | - | 20 | - | - | - | - | - | - | - | - | - | - | - | - | - | - | - | - | - | - | - | - | - | - | - | - | - | 305 |
| 310 | - | - | - | - | - | - | - | - | - | - | - | - | - | - | - | - | - | - | - | - | - | - | - | - | - | - | - | - | - | - | - | - | 310 |
| 315 | - | - | - | - | 60,00 | - | 130 | - | - | - | - | - | - | - | - | - | - | - | - | - | - | - | - | - | - | - | - | - | - | - | - | - | 315 |
| 320 | - | - | - | - | 55,50 | - | 63 | - | - | - | - | - | - | - | - | - | - | - | - | - | - | - | - | - | - | - | - | - | - | - | - | - | 320 |
| 325 | - | - | - | - | 51,00 | - | 84 | - | - | - | - | - | - | - | - | - | - | - | - | - | - | - | - | - | - | - | - | - | - | - | - | - | 325 |
| 330 | - | - | - | - | 46,75 | - | 13 | - | - | - | - | - | - | - | - | - | - | - | - | - | - | - | - | - | - | - | - | - | - | - | - | - | 330 |
| 335 | - | - | - | - | 42,75 | - | 40 | - | - | - | - | - | - | - | - | - | - | - | - | - | - | - | - | - | - | - | - | - | - | - | - | - | 335 |
| 340 | - | - | - | - | 38,75 | - | 20 | - | - | - | - | - | - | - | - | - | - | - | - | - | - | - | - | - | - | - | - | - | - | - | - | - | 340 |
| 345 | - | - | - | - | 35,00 | - | 40 | - | - | - | - | - | - | - | - | - | - | - | - | - | - | - | - | - | - | - | - | - | - | - | - | - | 345 |
| 350 | - | - | - | - | 31,50 | - | 21 | - | - | - | - | - | - | - | - | - | - | - | - | - | - | - | - | - | - | - | - | - | - | - | - | - | 350 |
| 355 | - | - | - | - | - | - | - | - | - | - | - | - | - | - | - | - | - | - | - | - | - | - | - | - | - | - | - | - | - | - | - | - | 355 |
| 360 | - | - | - | - | 25,00 | - | 127 | - | - | - | - | - | - | - | - | - | 14,75 | 14,75 | 14,75 | 14,75 | 11,25 | 1 | 97 | - | - | - | - | - | - | - | - | - | 360 |
| 365 | 24,00 | 24,00 | 22,00 | 22,00 | 22,00 | 80 | 80 | - | - | - | - | - | - | - | - | - | 15,50 | 16,00 | 15,50 | 16,00 | 13,50 | 36 | 198 | - | - | - | - | - | - | - | - | - | 365 |

FTSE/Athex Large Cap

(Trade Unit: 1 Index Point x 5€ - Exercise Style: European, Cash Settlement)

| Exercise Price | Call Options | | | | | | | | | | | | | | Put Options | | | | | | | | | | | | | | | | | | |
|-----------------------------|--------------|-----------|-----------|------------|---------------|--------|---------------|------------|-----------|-----------|------------|---------------|----------|---------------|--------------|---------------|------------|-----------|-----------|------------|---------------|--------|---------------|------------|-----------|-----------|------------|---------------|--------|---------------|--------------|---------------|----------------|
| | June 2013 | | | | | | | July 2013 | | | | | | | Other Months | | June 2013 | | | | | | | July 2013 | | | | | | | Other Months | | Exercise Price |
| | Open price | Price max | Price min | Last price | Closing price | Volume | Open Interest | Open price | Price max | Price min | Last price | Closing price | Volume | Open Interest | Volume | Open Interest | Open price | Price max | Price min | Last price | Closing price | Volume | Open Interest | Open price | Price max | Price min | Last price | Closing price | Volume | Open Interest | Volume | Open Interest | |
| 370 | 24,50 | 24,50 | 16,75 | 16,75 | 19,50 | 154 | 451 | - | - | - | - | 24,25 | - | 2 | - | - | 16,50 | 16,50 | 16,50 | 16,50 | 15,75 | 5 | 80 | - | - | - | - | 22,50 | - | 1 | - | - | |
| 375 | - | - | - | - | 17,00 | - | 22 | 24,00 | 24,00 | 24,00 | 24,00 | 22,00 | 2 | 3 | - | - | - | - | - | - | 18,25 | - | 221 | - | - | - | - | - | - | - | - | 375 | |
| 380 | 15,25 | 15,25 | 15,25 | 15,25 | 14,75 | 2 | 161 | - | - | - | - | - | - | - | - | - | - | - | - | - | 21,00 | - | 10 | - | - | - | - | - | - | - | 380 | | |
| 385 | 14,00 | 15,00 | 14,00 | 15,00 | 12,75 | 102 | 156 | - | - | - | - | - | - | - | - | - | 26,00 | 26,00 | 26,00 | 26,00 | 24,00 | 1 | 226 | - | - | - | - | - | - | - | - | 385 | |
| 390 | 12,00 | 12,00 | 12,00 | 12,00 | 11,00 | 1 | 104 | - | - | - | - | - | - | - | - | - | 24,00 | 24,00 | 24,00 | 24,00 | 27,25 | 1 | 12 | - | - | - | - | - | - | - | - | 390 | |
| 395 | 10,00 | 10,00 | 10,00 | 10,00 | 9,50 | 1 | 112 | - | - | - | - | - | - | - | - | - | 27,50 | 27,50 | 27,50 | 27,50 | 30,75 | 1 | 31 | - | - | - | - | - | - | - | - | 395 | |
| 400 | 9,00 | 9,00 | 8,00 | 8,00 | 8,10 | 6 | 375 | - | - | - | - | - | - | - | - | - | - | - | - | - | 34,25 | - | 65 | - | - | - | - | - | - | - | - | 400 | |
| 405 | 7,00 | 7,00 | 7,00 | 7,00 | 6,80 | 1 | 29 | - | - | - | - | - | - | - | - | - | - | - | - | - | - | - | - | - | - | - | - | - | - | - | - | 405 | |
| 410 | 7,00 | 7,00 | 5,00 | 7,00 | 5,70 | 28 | 206 | - | - | - | - | - | - | - | - | - | - | - | - | - | - | - | - | - | - | 48,25 | - | 75 | - | - | 410 | | |
| 415 | - | - | - | - | - | - | - | - | - | - | - | - | - | - | - | - | - | - | - | - | - | - | - | - | - | - | - | - | - | - | - | 415 | |
| 420 | - | - | - | - | 4,00 | - | 97 | - | - | - | - | - | - | - | - | - | - | - | - | - | - | - | - | - | - | - | - | - | - | - | - | 420 | |
| 425 | - | - | - | - | - | - | - | - | - | - | - | - | - | - | - | - | - | - | - | - | - | - | - | - | - | - | - | - | - | - | - | 425 | |
| 430 | - | - | - | - | - | - | - | - | - | - | - | - | - | - | - | - | - | - | - | - | - | - | - | - | - | - | - | - | - | - | - | 430 | |
| 435 | 1,50 | 1,50 | 1,50 | 1,50 | 2,30 | 3 | 8 | - | - | - | - | - | - | - | - | - | - | - | - | - | 63,50 | - | 270 | - | - | - | - | - | - | - | - | 435 | |
| 440 | - | - | - | - | 1,90 | - | 78 | - | - | - | - | - | - | - | - | - | - | - | - | - | 68,00 | - | 244 | - | - | - | 72,50 | - | 41 | - | - | 440 | |
| 445 | - | - | - | - | - | - | - | - | - | - | - | - | - | - | - | - | - | - | - | - | - | - | - | - | - | - | - | - | - | - | - | 445 | |
| 550 | - | - | - | - | - | - | - | - | - | - | - | - | - | - | - | - | - | - | - | - | 176,00 | - | 1 | - | - | - | - | - | - | - | - | 550 | |
| 1.500 | - | - | - | - | - | - | - | - | - | - | - | - | - | - | - | - | - | - | - | - | 1.123,00 | - | 53 | - | - | - | - | - | - | - | - | 1.500 | |
| Totals: | | | | | | 378 | 2.632 | | | | | 2 | 48 | 0 | 0 | | | | | | 45 | 2.135 | | | | 0 | 117 | 0 | 0 | | | | |
| Nominal Transactions Value: | | | | | | | 712.925,00 | | | | | | 3.750,00 | 0,00 | | | | | | | 82.600,00 | | | | | 0,00 | 0,00 | | | | | | |
| Number of Trades: | | | | | | 41 | | | | | | 1 | 0 | 0 | | | | | | | 9 | | | | | 0 | 0 | | | | | | |

FTSE/Athex Large Cap

(Trade Unit: 1 Index Point x 5€ - Exercise Style: European, Cash Settlement)

| Call Options | | | | | | | | | | | | | | | Put Options | | | | | | | | | | | | | | | | | |
|---------------|------------|-----------|-----------|------------|---------------|--------|---------------|------------|-----------|-----------|------------|---------------|--------|---------------|-------------|---------------|------------|-----------|-----------|------------|---------------|-----------|---------------|------------|-----------|-----------|--------------|---------------|--------|----------------|---------------|--------|
| June 2013 | | | | | | | July 2013 | | | | | | | Other Months | | | June 2013 | | | | | July 2013 | | | | | Other Months | | | Exercise Price | | |
| Exerise Price | Open price | Price max | Price min | Last price | Closing price | Volume | Open Interest | Open price | Price max | Price min | Last price | Closing price | Volume | Open Interest | Volume | Open Interest | Open price | Price max | Price min | Last price | Closing price | Volume | Open Interest | Open price | Price max | Price min | Last price | Closing price | Volume | | Open Interest | Volume |
| | | | | | | | | | | | | | | | | | | | | | | | | | | | | | | | | |

ALPHA BANK (CR)

(Contract Size: 100 Stocks, Exercise Style: American, Physical Delivery)

| Exercise Price | Call Options | | | | | | | | | | | | | | Put Options | | | | | | | | | | | | | | Exercise Price |
|-----------------------------|--------------|-----------|-----------|------------|----------------|--------|---------------|------------|--------------|-----------|------------|---------------|--------|---------------|----------------|---------------|------------|-----------|--------------|------------|---------------|--------|---------------|--------|---------------|-------|-------|--|----------------|
| | June 2013 | | | | September 2013 | | | | Other Months | | June 2013 | | | | September 2013 | | | | Other Months | | | | | | | | | | |
| | Open price | Price max | Price min | Last price | Closing price | Volume | Open Interest | Open price | Price max | Price min | Last price | Closing price | Volume | Open Interest | Volume | Open Interest | Open price | Price max | Price min | Last price | Closing price | Volume | Open Interest | Volume | Open Interest | | | | |
| 0,100 | | | | | | - | - | | | | | | | - | - | | | | | | | | | | | 0,100 | | | |
| 0,200 | | | | | | - | - | | | | | | | - | - | | | | | | | | | | | | 0,200 | | |
| 0,300 | | | | | | - | - | | | | | | | - | - | | | | | | | | | | | | 0,300 | | |
| 0,400 | | | | | | - | - | | | | | | | - | - | | | | | | | | | | | | 0,400 | | |
| 0,500 | | | | | | - | - | | | | | | | - | - | | | | | | | | | | | | 0,500 | | |
| 0,600 | | | | | | - | - | | | | | | | - | - | | | | | | | | | | | | 0,600 | | |
| 0,700 | | | | | | - | - | | | | | | | - | - | | | | | | | | | | | | 0,700 | | |
| 0,800 | | | | | | - | - | | | | | | | - | - | | | | | | | | | | | | 0,800 | | |
| 0,850 | | | | | | - | - | | | | | | | - | - | | | | | | | | | | | | 0,850 | | |
| 0,900 | | | | | | - | - | | | | | | | - | - | | | | | | | | | | | | 0,900 | | |
| 0,950 | | | | | | - | - | | | | | | | - | - | | | | | | | | | | | | 0,950 | | |
| 1,00 | | | | | | - | - | | | | | | | - | - | | | | | | | | | | | | 1,00 | | |
| 1,05 | | | | | | - | - | | | | | | | - | - | | | | | | | | | | | | 1,05 | | |
| 1,10 | | | | | | - | - | | | | | | | - | - | | | | | | | | | | | | 1,10 | | |
| 1,15 | | | | | | - | - | | | | | | | - | - | | | | | | | | | | | | 1,15 | | |
| 1,20 | | | | | | - | - | | | | | | | - | - | | | | | | | | | | | | 1,20 | | |
| 1,30 | | | | | | - | - | | | | | | | - | - | | | | | | | | | | | | 1,30 | | |
| 1,40 | | | | | | - | - | | | | | | | - | - | | | | | | | | | | | | 1,40 | | |
| 1,45 | | | | | | - | - | | | | | | | - | - | | | | | | | | | | | | 1,45 | | |
| 1,50 | | | | | | - | - | | | | | | | - | - | | | | | | | | | | | | 1,50 | | |
| 1,55 | | | | | | - | - | | | | | | | - | - | | | | | | | | | | | | 1,55 | | |
| 1,60 | | | | | | - | - | | | | | | | - | - | | | | | | | | | | | | 1,60 | | |
| 1,65 | | | | | | - | - | | | | | | | - | - | | | | | | | | | | | | 1,65 | | |
| 1,70 | | | | | | - | - | | | | | | | - | - | | | | | | | | | | | | 1,70 | | |
| 1,75 | | | | | | - | - | | | | | | | - | - | | | | | | | | | | | | 1,75 | | |
| 1,80 | | | | | | - | - | | | | | | | - | - | | | | | | | | | | | | 1,80 | | |
| 1,90 | | | | | | - | - | | | | | | | - | - | | | | | | | | | | | | 1,90 | | |
| 2,00 | | | | | | - | - | | | | | | | - | - | | | | | | | | | | | | 2,00 | | |
| 2,20 | | | | | | - | - | | | | | | | - | - | | | | | | | | | | | | 2,20 | | |
| 2,40 | | | | | | - | - | | | | | | | - | - | | | | | | | | | | | | 2,40 | | |
| 2,60 | | | | | | - | - | | | | | | | - | - | | | | | | | | | | | | 2,60 | | |
| 2,80 | | | | | | - | - | | | | | | | - | - | | | | | | | | | | | | 2,80 | | |
| Totals: | | | | | | 0 | 0 | | | | | | | 0 | 0 | | | | | | | | | | | | 0 | | |
| Nominal Transactions Value: | | | | | | 0,00 | | | | | | | | 0,00 | | | | | | | | | | | | | 0,00 | | |
| Number of Trades: | | | | | | 0 | | | | | | | | 0 | | | | | | | | | | | | | 0 | | |

NATIONAL BANK (CR)

(Contract Size: 100 Stocks, Exercise Style: American, Physical Delivery)

| Exercise Price | Call Options | | | | | | | | | | | | | | Put Options | | | | | | | | | | | | | | Exercise Price |
|-----------------------------|--------------|-----------|-----------|------------|----------------|--------|---------------|------------|--------------|-----------|------------|---------------|--------|---------------|----------------|---------------|------------|-----------|--------------|------------|---------------|--------|---------------|--------|---------------|------|-------|-------|----------------|
| | June 2013 | | | | September 2013 | | | | Other Months | | June 2013 | | | | September 2013 | | | | Other Months | | | | | | | | | | |
| | Open price | Price max | Price min | Last price | Closing price | Volume | Open Interest | Open price | Price max | Price min | Last price | Closing price | Volume | Open Interest | Volume | Open Interest | Open price | Price max | Price min | Last price | Closing price | Volume | Open Interest | Volume | Open Interest | | | | |
| 0,100 | | | | | | - | - | | | | | | | | | | | | | | | | | | | | 0,100 | | |
| 0,200 | | | | | | - | - | | | | | | | | | | | | | | | | | | | | | 0,200 | |
| 0,300 | | | | | | - | - | | | | | | | | | | | | | | | | | | | | | 0,300 | |
| 0,400 | | | | | | - | - | | | | | | | | | | | | | | | | | | | | | 0,400 | |
| 0,500 | | | | | | - | - | | | | | | | | | | | | | | | | | | | | | 0,500 | |
| 0,600 | | | | | | - | - | | | | | | | | | | | | | | | | | | | | | 0,600 | |
| 0,700 | | | | | | - | - | | | | | | | | | | | | | | | | | | | | | 0,700 | |
| 0,750 | | | | | | - | - | | | | | | | | | | | | | | | | | | | | | 0,750 | |
| 0,800 | | | | | | - | - | | | | | | | | | | | | | | | | | | | | | 0,800 | |
| 0,850 | | | | | | - | - | | | | | | | | | | | | | | | | | | | | | 0,850 | |
| 0,900 | | | | | | - | - | | | | | | | | | | | | | | | | | | | | | 0,900 | |
| 0,950 | | | | | | - | - | | | | | | | | | | | | | | | | | | | | | 0,950 | |
| 1,00 | | | | | | - | - | | | | | | | | | | | | | | | | | | | | | 1,00 | |
| 1,05 | | | | | | - | - | | | | | | | | | | | | | | | | | | | | | 1,05 | |
| 1,10 | | | | | | - | - | | | | | | | | | | | | | | | | | | | | | 1,10 | |
| 1,20 | | | | | | - | - | | | | | | | | | | | | | | | | | | | | | 1,20 | |
| 1,25 | | | | | | - | - | | | | | | | | | | | | | | | | | | | | | 1,25 | |
| 1,30 | | | | | | - | - | | | | | | | | | | | | | | | | | | | | | 1,30 | |
| 1,35 | | | | | | - | - | | | | | | | | | | | | | | | | | | | | | 1,35 | |
| 1,40 | | | | | | - | - | | | | | | | | | | | | | | | | | | | | | 1,40 | |
| 1,45 | | | | | | - | - | | | | | | | | | | | | | | | | | | | | | 1,45 | |
| 1,50 | | | | | | - | - | | | | | | | | | | | | | | | | | | | | | 1,50 | |
| 1,55 | | | | | | - | - | | | | | | | | | | | | | | | | | | | | | 1,55 | |
| 1,60 | | | | | | - | - | | | | | | | | | | | | | | | | | | | | | 1,60 | |
| 1,70 | | | | | | - | - | | | | | | | | | | | | | | | | | | | | | 1,70 | |
| 1,80 | | | | | | - | - | | | | | | | | | | | | | | | | | | | | | 1,80 | |
| 1,90 | | | | | | - | - | | | | | | | | | | | | | | | | | | | | | 1,90 | |
| 2,00 | | | | | | - | - | | | | | | | | | | | | | | | | | | | | | 2,00 | |
| 2,20 | | | | | | - | - | | | | | | | | | | | | | | | | | | | | | 2,20 | |
| 2,40 | | | | | | - | - | | | | | | | | | | | | | | | | | | | | | 2,40 | |
| 2,60 | | | | | | - | - | | | | | | | | | | | | | | | | | | | | | 2,60 | |
| 2,80 | | | | | | - | - | | | | | | | | | | | | | | | | | | | | | 2,80 | |
| Totals: | | | | | | 0 | 0 | | | | | | 0 | 0 | 0 | 0 | | | | | | | | 0 | 0 | 0 | 0 | 0 | |
| Nominal Transactions Value: | | | | | | | 0,00 | | | | | | 0,00 | 0,00 | 0,00 | 0,00 | | | | | | | | 0,00 | 0,00 | 0,00 | 0,00 | 0,00 | |
| Number of Trades: | | | | | | | 0 | | | | | | 0 | 0 | 0 | 0 | | | | | | | | 0 | 0 | 0 | 0 | 0 | |

OPAP (CR)

(Contract Size: 100 Stocks, Exercise Style: American, Physical Delivery)

| Exercise Price | Call Options | | | | | | | | | | | | | | Put Options | | | | | | | | | | | | | |
|-----------------------------|--------------|-----------|-----------|------------|---------------|--------|---------------|------------|--------------|-----------|------------|---------------|--------|---------------|-------------|---------------|------------|-----------|--------------|------------|----------------|---------------|--------|---------------|--------|---------------|------|--|
| | June 2013 | | | | July 2013 | | | | Other Months | | June 2013 | | | | July 2013 | | | | Other Months | | Exercise Price | | | | | | | |
| | Open price | Price max | Price min | Last price | Closing price | Volume | Open Interest | Open price | Price max | Price min | Last price | Closing price | Volume | Open Interest | Volume | Open Interest | Open price | Price max | Price min | Last price | | Closing price | Volume | Open Interest | Volume | Open Interest | | |
| 1,00 | | | | | 6,74 | - | 406 | | | | | | | | | | | | | | | | | | | | 1,00 | |
| 3,00 | | | | | | - | - | | | | | | | | | | | | | | | | | | | 3,00 | | |
| 3,20 | | | | | | - | - | | | | | | | | | | | | | | | | | | | 3,20 | | |
| 3,40 | | | | | | - | - | | | | | | | | | | | | | | | | | | | 3,40 | | |
| 3,60 | | | | | | - | - | | | | | | | | | | | | | | | | | | | 3,60 | | |
| 3,80 | | | | | | - | - | | | | | | | | | | | | | | | | | | | 3,80 | | |
| 4,00 | | | | | | - | - | | | | | | | | | | | | | | | | | | | 4,00 | | |
| 4,40 | | | | | | - | - | | | | | | | | | | | | | | | | | | | 4,40 | | |
| 4,60 | | | | | | - | - | | | | | | | | | | | | | | | | | | | 4,60 | | |
| 4,80 | | | | | | - | - | | | | | | | | | | | | | | | | | | | 4,80 | | |
| 5,00 | | | | | | - | - | | | | | | | | | | | | | | | | | | | 5,00 | | |
| 5,20 | | | | | | - | - | | | | | | | | | | | | | | | | | | | 5,20 | | |
| 5,40 | | | | | | - | - | | | | | | | | | | | | | | | | | | | 5,40 | | |
| 5,60 | | | | | | - | - | | | | | | | | | | | | | | | | | | | 5,60 | | |
| 5,80 | | | | | | - | - | | | | | | | | | | | | | | | | | | | 5,80 | | |
| 6,00 | | | | | | - | - | | | | | | | | | | | | | | 0,186 | - | 213 | | | 6,00 | | |
| 6,20 | | | | | | - | - | | | | | | | | | | | | | | | | | | | 6,20 | | |
| 6,40 | | | | | | - | - | | | | | | | | | | | | | | 0,310 | - | 3 | | | 6,40 | | |
| 6,60 | | | | | | - | - | | | | | | | | | | | | | | | | | | | 6,60 | | |
| 6,80 | | | | | | - | - | | | | | | | | | | | | | | | | | | | 6,80 | | |
| 7,00 | | | | | | - | - | | | | | | | | | | | | | | | | | | | 7,00 | | |
| 7,20 | | | | | | 0,781 | - | 1 | | | | | | | | | | | | | | | | | | 7,20 | | |
| 7,40 | | | | | | - | - | | | | | | | | | | | | | | | | | | | 7,40 | | |
| 7,60 | | | | | | - | - | | | | | | | | | | | | | | | | | | | 7,60 | | |
| 8,00 | | | | | | 0,378 | - | 5 | | | | | | | | | | | | | | | | | | 8,00 | | |
| 8,40 | | | | | | - | - | | | | | | | | | | | | | | | | | | | 8,40 | | |
| 8,80 | | | | | | - | - | | | | | | | | | | | | | | | | | | | 8,80 | | |
| 9,00 | | | | | | - | - | | | | | | | | | | | | | | | | | | | 9,00 | | |
| 9,20 | | | | | | - | - | | | | | | | | | | | | | | | | | | | 9,20 | | |
| 9,40 | | | | | | - | - | | | | | | | | | | | | | | | | | | | 9,40 | | |
| 9,60 | | | | | | - | - | | | | | | | | | | | | | | | | | | | 9,60 | | |
| 9,80 | | | | | | - | - | | | | | | | | | | | | | | | | | | | 9,80 | | |
| 10,00 | | | | | | - | - | | | | | | | | | | | | | | | | | | | 10,00 | | |
| 20,00 | | | | | | - | 406 | | | | | | | | | | | | | | 12,98 | - | 406 | | | 20,00 | | |
| Totals: | | | | | | 0 | 818 | | | | | | 0 | 0 | 0 | 1.600 | | | | | 0 | 1.028 | | 0 | 0 | 0 | 135 | |
| Nominal Transactions Value: | | | | | | | 0,00 | | | | | 0,00 | | 0,00 | | 0,00 | | | | | | | | 0,00 | | 0,00 | | |
| Number of Trades: | | | | | | | 0 | | | | | 0 | | 0 | | 0 | | | | | | | | 0 | | 0 | | |

OTE (CR)

(Contract Size: 100 Stocks, Exercise Style: American, Physical Delivery)

| Exercise Price | Call Options | | | | | | | | | | | | | | Put Options | | | | | | | | | | | | | | | | | | | |
|----------------|--------------|-----------|-----------|------------|---------------|--------|---------------|------------|-----------|-----------|------------|---------------|--------|---------------|--------------|---------------|------------|-----------|-----------|------------|---------------|--------|---------------|------------|-----------|-----------|------------|---------------|--------|---------------|--------------|---------------|----------------|------|
| | June 2013 | | | | | | | July 2013 | | | | | | | Other Months | | June 2013 | | | | | | | July 2013 | | | | | | | Other Months | | Exercise Price | |
| | Open price | Price max | Price min | Last price | Closing price | Volume | Open Interest | Open price | Price max | Price min | Last price | Closing price | Volume | Open Interest | Volume | Open Interest | Open price | Price max | Price min | Last price | Closing price | Volume | Open Interest | Open price | Price max | Price min | Last price | Closing price | Volume | Open Interest | Volume | Open Interest | | |
| 1,30 | | | | | | - | - | | | | | | | - | - | | | | | | | | - | - | | | | | | | | | | |
| 1,40 | | | | | | - | - | | | | | | | - | - | | | | | | | | - | - | | | | | | | | | | 1,40 |
| 1,50 | | | | | | - | - | | | | | | | - | - | | | | | | | | - | - | | | | | | | | | | 1,50 |
| 1,60 | | | | | | - | - | | | | | | | - | - | | | | | | | | - | - | | | | | | | | | | 1,60 |
| 1,70 | | | | | | - | - | | | | | | | - | - | | | | | | | | - | - | | | | | | | | | | 1,70 |
| 1,80 | | | | | | - | - | | | | | | | - | - | | | | | | | | - | - | | | | | | | | | | 1,80 |
| 1,90 | | | | | | - | - | | | | | | | - | - | | | | | | | | - | - | | | | | | | | | | 1,90 |
| 2,00 | | | | | | - | - | | | | | | | - | - | | | | | | | | - | - | | | | | | | | | | 2,00 |
| 2,20 | | | | | | - | - | | | | | | | - | - | | | | | | | | - | - | | | | | | | | | | 2,20 |
| 2,40 | | | | | | - | - | | | | | | | - | - | | | | | | | | - | - | | | | | | | | | | 2,40 |
| 2,60 | | | | | | - | - | | | | | | | - | - | | | | | | | | - | - | | | | | | | | | | 2,60 |
| 2,80 | | | | | | - | - | | | | | | | - | - | | | | | | | | - | - | | | | | | | | | | 2,80 |
| 3,00 | | | | | | - | - | | | | | | | - | - | | | | | | | | - | - | | | | | | | | | | 3,00 |
| 3,20 | | | | | | - | - | | | | | | | - | - | | | | | | | | - | - | | | | | | | | | | 3,20 |
| 3,40 | | | | | | - | - | | | | | | | - | - | | | | | | | | - | - | | | | | | | | | | 3,40 |
| 3,60 | | | | | | - | - | | | | | | | - | - | | | | | | | | - | - | | | | | | | | | | 3,60 |
| 3,70 | | | | | | - | - | | | | | | | - | - | | | | | | | | - | - | | | | | | | | | | 3,70 |
| 3,80 | | | | | | - | - | | | | | | | - | - | | | | | | | | - | - | | | | | | | | | | 3,80 |
| 3,90 | | | | | | - | - | | | | | | | - | - | | | | | | | | - | - | | | | | | | | | | 3,90 |
| 4,00 | | | | | | - | - | | | | | | | - | - | | | | | | | | - | - | | | | | | | | | | 4,00 |
| 4,20 | | | | | | - | - | | | | | | | - | - | | | | | | | | - | - | | | | | | | | | | 4,20 |
| 4,40 | | | | | | - | - | | | | | | | - | - | | | | | | | | - | - | | | | | | | | | | 4,40 |
| 4,60 | | | | | | - | - | | | | | | | - | - | | | | | | | | - | - | | | | | | | | | | 4,60 |
| 4,80 | | | | | 2,28 | - | 1 | | | | | | | - | - | | | | | | | | 0,001 | - | 100 | | | | | | | | | 4,80 |
| 5,00 | | | | | | - | - | | | | | | | - | - | | | | | | | | 0,003 | - | 75 | | | | | | | | | 5,00 |
| 5,20 | | | | | | - | - | | | | | | | - | - | | | | | | | | - | - | | | | | | | | | | 5,20 |
| 5,40 | | | | | | - | - | | | | | | | - | - | | | | | | | | - | - | | | | | | | | | | 5,40 |
| 5,60 | | | | | | - | - | | | | | | | - | - | | | | | | | | - | - | | | | | | | | | | 5,60 |
| 5,80 | | | | | | - | - | | | | | | | - | - | | | | | | | | - | - | | | | | | | | | | 5,80 |
| 6,00 | | | | | | - | - | | | | | | | - | - | | | | | | | | - | - | | | | | | | | | | 6,00 |
| 6,20 | | | | | | - | - | | | | | | | - | - | | | | | | | | - | - | | | | | | | | | | 6,20 |
| 6,40 | | | | | | - | - | | | | | | | - | - | | | | | | | | - | - | | | | | | | | | | 6,40 |
| 6,60 | | | | | | - | - | | | | | | | - | - | | | | | | | | - | - | | | | | | | | | | 6,60 |
| 6,80 | | | | | | - | - | | | | | | | - | - | | | | | | | | - | - | | | | | | | | | | 6,80 |
| 7,20 | | | | | | - | - | | | | | | | - | - | | | | | | | | - | - | | | | | | | | | | 7,20 |
| 7,60 | | | | | 0,227 | - | 4 | | | | | | | - | - | | | | | | | | - | - | | | | | | | | | | 7,60 |

OTE (CR)

(Contract Size: 100 Stocks, Exercise Style: American, Physical Delivery)

| Call Options | | | | | | | | | | | | | | | | Put Options | | | | | | | | | | | | | | | | | | | | | | | | | | | | | | | | |
|-----------------------------|------------|-----------|-----------|------------|---------------|--------|---------------|------------|-----------|-----------|------------|---------------|--------|---------------|--------------|---------------|------------|-----------|-----------|------------|---------------|--------|---------------|------------|-----------|-----------|------------|---------------|--------------|---------------|----------------|--------|---------------|--|--|--|---|---|--|--|--|--|--|--|--|--|--|--|
| Exercise Price | June 2013 | | | | | | | July 2013 | | | | | | | Other Months | | June 2013 | | | | | | July 2013 | | | | | | Other Months | | Exercise Price | | | | | | | | | | | | | | | | | |
| | Open price | Price max | Price min | Last price | Closing price | Volume | Open Interest | Open price | Price max | Price min | Last price | Closing price | Volume | Open Interest | Volume | Open Interest | Open price | Price max | Price min | Last price | Closing price | Volume | Open Interest | Open price | Price max | Price min | Last price | Closing price | Volume | Open Interest | | Volume | Open Interest | | | | | | | | | | | | | | | |
| 8,00 | | | | | | - | - | | | | | | - | - | | | | | | | | - | - | | | | | | - | - | | | | | | | | | | | | | | | | | | |
| 8,20 | | | | | | - | - | | | | | | - | - | | | | | | | | - | - | | | | | | - | - | | | | | | | | | | | | | | | | | | |
| 8,40 | | | | | | - | - | | | | | | - | - | | | | | | | | 1,39 | - | 35 | | | | | | - | - | | | | | | | | | | | | | | | | | |
| 8,60 | | | | | | - | - | | | | | | - | - | | | | | | | | - | - | | | | | | - | - | | | | | | | | | | | | | | | | | | |
| 8,80 | | | | | | - | - | | | | | | - | - | | | | | | | | - | - | | | | | | - | - | | | | | | | | | | | | | | | | | | |
| 9,00 | | | | | | - | - | | | | | | - | - | | | | | | | | - | - | | | | | | - | - | | | | | | | | | | | | | | | | | | |
| 9,20 | | | | | | - | - | | | | | | - | - | | | | | | | | - | - | | | | | | - | - | | | | | | | | | | | | | | | | | | |
| Totals: | | | | | | 0 | 5 | | | | | | 0 | 0 | | | | | | | | 0 | 210 | | | | | | 0 | 0 | | | | | | | 0 | 0 | | | | | | | | | | |
| Nominal Transactions Value: | | | | | | | 0,00 | | | | | | 0,00 | 0,00 | | | | | | | | | 0,00 | | | | | | | 0,00 | 0,00 | | | | | | | | | | | | | | | | | |
| Number of Trades: | | | | | | | 0 | | | | | | 0 | 0 | | | | | | | | | 0,00 | | | | | | | 0 | 0 | | | | | | | | | | | | | | | | | |

PPC (CR)

(Contract Size: 100 Stocks, Exercise Style: American, Physical Delivery)

| Exercise Price | Call Options | | | | | | | | | | | | | | Put Options | | | | | | | | | | | | | |
|----------------|--------------|-----------|-----------|------------|---------------|--------|---------------|------------|--------------|-----------|------------|---------------|--------|---------------|-------------|---------------|------------|-----------|--------------|------------|----------------|---------------|--------|---------------|--------|---------------|--|------|
| | June 2013 | | | | July 2013 | | | | Other Months | | June 2013 | | | | July 2013 | | | | Other Months | | Exercise Price | | | | | | | |
| | Open price | Price max | Price min | Last price | Closing price | Volume | Open Interest | Open price | Price max | Price min | Last price | Closing price | Volume | Open Interest | Volume | Open Interest | Open price | Price max | Price min | Last price | | Closing price | Volume | Open Interest | Volume | Open Interest | | |
| 1,40 | | | | | | - | - | | | | | | | - | - | | | | | | | | | | | | | 1,40 |
| 1,50 | | | | | | - | - | | | | | | | - | - | | | | | | | | | | | | | 1,50 |
| 1,60 | | | | | | - | - | | | | | | | - | - | | | | | | | | | | | | | 1,60 |
| 1,70 | | | | | | - | - | | | | | | | - | - | | | | | | | | | | | | | 1,70 |
| 1,80 | | | | | | - | - | | | | | | | - | - | | | | | | | | | | | | | 1,80 |
| 1,90 | | | | | | - | - | | | | | | | - | - | | | | | | | | | | | | | 1,90 |
| 2,00 | | | | | | - | - | | | | | | | - | - | | | | | | | | | | | | | 2,00 |
| 2,20 | | | | | | - | - | | | | | | | - | - | | | | | | | | | | | | | 2,20 |
| 2,40 | | | | | | - | - | | | | | | | - | - | | | | | | | | | | | | | 2,40 |
| 2,60 | | | | | | - | - | | | | | | | - | - | | | | | | | | | | | | | 2,60 |
| 2,80 | | | | | | - | - | | | | | | | - | - | | | | | | | | | | | | | 2,80 |
| 3,00 | | | | | | - | - | | | | | | | - | - | | | | | | | | | | | | | 3,00 |
| 3,20 | | | | | | - | - | | | | | | | - | - | | | | | | | | | | | | | 3,20 |
| 3,40 | | | | | | - | - | | | | | | | - | - | | | | | | | | | | | | | 3,40 |
| 3,60 | | | | | | - | - | | | | | | | - | - | | | | | | | | | | | | | 3,60 |
| 3,80 | | | | | | - | - | | | | | | | - | - | | | | | | | | | | | | | 3,80 |
| 4,00 | | | | | | - | - | | | | | | | - | - | | | | | | | | | | | | | 4,00 |
| 4,20 | | | | | | - | - | | | | | | | - | - | | | | | | | | | | | | | 4,20 |
| 4,40 | | | | | | - | - | | | | | | | - | - | | | | | | | | | | | | | 4,40 |
| 4,60 | | | | | | 3,27 | 30 | | | | | | | - | - | | | | | | | | | | | | | 4,60 |
| 4,80 | | | | | | - | - | | | | | | | - | - | | | | | | | | | | | | | 4,80 |
| 5,00 | | | | | | - | - | | | | | | | - | - | | | | | | | | | | | | | 5,00 |
| 5,20 | | | | | | - | - | | | | | | | - | - | | | | | | | | | | | | | 5,20 |
| 5,40 | | | | | | - | - | | | | | | | - | - | | | | | | | | | | | | | 5,40 |
| 5,60 | | | | | | - | - | | | | | | | - | - | | | | | | | | | | | | | 5,60 |
| 5,80 | | | | | | - | - | | | | | | | - | - | | | | | | | | | | | | | 5,80 |
| 6,00 | | | | | | - | - | | | | | | | - | - | | | | | | | | | | | | | 6,00 |
| 6,40 | | | | | | - | - | | | | | | | - | - | | | | | | | | | | | | | 6,40 |
| 6,60 | | | | | | - | - | | | | | | | - | - | | | | | | | | | | | | | 6,60 |
| 6,80 | | | | | | - | - | | | | | | | - | - | | | | | | | | | | | | | 6,80 |
| 7,00 | | | | | | - | - | | | | | | | - | - | | | | | | | | | | | | | 7,00 |
| 7,20 | | | | | | - | - | | | | | | | - | - | | | | | | | | | | | | | 7,20 |
| 7,40 | | | | | | - | - | | | | | | | - | - | | | | | | | | | | | | | 7,40 |
| 7,60 | | | | | | - | - | | | | | | | - | - | | | | | | | | | | | | | 7,60 |
| 7,80 | | | | | | - | - | | | | | | | - | - | | | | | | | | | | | | | 7,80 |
| 8,00 | | | | | | - | - | | | | | | | - | - | | | | | | | | | | | | | 8,00 |

PPC (CR)

(Contract Size: 100 Stocks, Exercise Style: American, Physical Delivery)

| Exercise Price | Call Options | | | | | | | | | | | | | | Put Options | | | | | | | | | | | | | | Exercise Price | |
|-----------------------------|--------------|-----------|-----------|------------|---------------|--------|---------------|------------|--------------|-----------|------------|---------------|--------|---------------|-------------|---------------|------------|-----------|--------------|------------|---------------|--------|---------------|--------|---------------|--|------|--|----------------|-------|
| | June 2013 | | | | July 2013 | | | | Other Months | | June 2013 | | | | July 2013 | | | | Other Months | | | | | | | | | | | |
| | Open price | Price max | Price min | Last price | Closing price | Volume | Open Interest | Open price | Price max | Price min | Last price | Closing price | Volume | Open Interest | Volume | Open Interest | Open price | Price max | Price min | Last price | Closing price | Volume | Open Interest | Volume | Open Interest | | | | | |
| 8,20 | | | | | | - | - | | | | | | - | - | | | | | | | | | | - | - | | | | | 8,20 |
| 8,40 | | | | | | - | - | | | | | | - | - | | | | | | | | | | - | - | | | | | 8,40 |
| 8,60 | | | | | | - | - | | | | | | - | - | | | | | | | | | | - | - | | | | | 8,60 |
| 8,80 | | | | | | - | - | | | | | | - | - | | | | | | | | | | - | - | | | | | 8,80 |
| 9,00 | | | | | | - | - | | | | | | - | - | | | | | | | | | | - | - | | | | | 9,00 |
| 9,20 | | | | | | - | - | | | | | | - | - | | | | | | | | | | - | - | | | | | 9,20 |
| 9,60 | | | | | | - | - | | | | | | - | - | | | | | | | | | | - | - | | | | | 9,60 |
| 10,00 | | | | | | - | - | | | | | | - | - | | | | | | | | | | - | - | | | | | 10,00 |
| Totals: | | | | | 0 | 30 | | | | | | 0 | 0 | 0 | 0 | | | | | | | 0 | 0 | 0 | 0 | | | | | |
| Nominal Transactions Value: | | | | | 0,00 | | 0,00 | | 0,00 | | 0,00 | | 0,00 | | 0,00 | | 0,00 | | 0,00 | | 0,00 | | 0,00 | | 0,00 | | 0,00 | | | |
| Number of Trades: | | | | | 0 | | 0 | | 0 | | 0 | | 0 | | 0 | | 0 | | 0 | | 0 | | 0 | | 0 | | 0 | | | |

PPC (CR)

(Contract Size: 100 Stocks, Exercise Style: American, Physical Delivery)

| Call Options | | | | | | | | | | | | | | | Put Options | | | | | | | | | | | | | | | | | | | |
|----------------|------------|-----------|-----------|------------|---------------|--------|---------------|------------|-----------|-----------|------------|---------------|--------|---------------|-------------|---------------|------------|-----------|-----------|------------|---------------|-----------|---------------|------------|-----------|-----------|--------------|---------------|--------|---------------|--------|---------------|----------------|--|
| June 2013 | | | | | | | July 2013 | | | | | | | Other Months | | | June 2013 | | | | | July 2013 | | | | | Other Months | | | | | | | |
| Exercise Price | Open price | Price max | Price min | Last price | Closing price | Volume | Open Interest | Open price | Price max | Price min | Last price | Closing price | Volume | Open Interest | Volume | Open Interest | Open price | Price max | Price min | Last price | Closing price | Volume | Open Interest | Open price | Price max | Price min | Last price | Closing price | Volume | Open Interest | Volume | Open Interest | Exercise Price | |
| | | | | | | | | | | | | | | | | | | | | | | | | | | | | | | | | | | |

| Stocks | Type[4] | Stock Repo [1] | | | | | | Stock Reverse Repo [2] | | | | | | | Repurchase Agreements [3] | | | | | | | | |
|--------------------------------|---------|----------------|------|--------|--------|--------------------|------------------|------------------------|-----------|------------|-----------|--------|--------|--------------------|---------------------------|-----------|-----------|------------|----------|--------|--------|--------------------|------------------|
| | | Trans. price | chg. | Trades | Volume | Transactions Value | Open Interest[5] | Price max | Price min | Last price | Last Ask | Trades | Volume | Transactions Value | Open Interest[5] | Price max | Price min | Last price | Last Ask | Trades | Volume | Transactions Value | Open Interest[5] |
| AEGEAN AIRLINES (CR) | SR RA | 100,00 | --- | --- | --- | --- | 297 | --- | --- | --- | 148@4,5% | --- | --- | --- | --- | --- | --- | --- | --- | --- | --- | --- | --- |
| ALPHA BANK (CR) | SR RA | 100,00 | --- | --- | --- | --- | --- | --- | --- | --- | --- | --- | --- | --- | --- | --- | --- | --- | --- | --- | --- | --- | --- |
| ALPHA ETF FTSE Athex Large Cap | SR RA | 100,00 | --- | --- | --- | --- | --- | --- | --- | --- | --- | --- | --- | --- | --- | --- | --- | --- | --- | --- | --- | --- | 2.664 |
| ALUMIL (CR) | RA | --- | --- | --- | --- | --- | --- | --- | --- | --- | --- | --- | --- | --- | --- | --- | --- | --- | --- | --- | --- | --- | --- |
| ATHENS MEDICAL CENTER SA (CR) | SR RA | 100,00 | --- | --- | --- | --- | 434 | --- | --- | --- | 217@4,5% | --- | --- | --- | --- | --- | --- | --- | --- | --- | --- | --- | --- |
| AUTOHELLAS SA (CR) | SR RA | 100,00 | --- | --- | --- | --- | --- | --- | --- | --- | --- | --- | --- | --- | --- | --- | --- | --- | --- | --- | --- | --- | --- |
| BANK OF CYPRUS (CR) | SR RA | 100,00 | --- | --- | --- | --- | 3.404 | --- | --- | --- | --- | --- | --- | --- | --- | --- | --- | --- | --- | --- | --- | --- | 66 |
| CC HBC AG (CR) | SR RA | 100,36 | 0,02 | --- | --- | --- | 924 | --- | --- | --- | 392@4,5% | --- | --- | --- | 70 | --- | --- | --- | --- | --- | --- | --- | --- |
| CENTRIC HOLDINGS (CR) | SR RA | 100,00 | --- | --- | --- | --- | 200 | --- | --- | --- | 145@6,8% | --- | --- | --- | --- | --- | --- | --- | --- | --- | --- | --- | --- |
| CORINTH PIPEWORKS SA (CR) | SR RA | 100,00 | --- | --- | --- | --- | --- | --- | --- | --- | --- | --- | --- | --- | --- | --- | --- | --- | --- | --- | --- | --- | --- |
| CRETE PLASTICS SA (CR) | SR RA | 100,00 | --- | --- | --- | --- | --- | --- | --- | --- | --- | --- | --- | --- | --- | --- | --- | --- | --- | --- | --- | --- | --- |
| DAIOS PLASTICS SA (CR) | SR RA | 100,00 | --- | --- | --- | --- | --- | --- | --- | --- | --- | --- | --- | --- | --- | --- | --- | --- | --- | --- | --- | --- | --- |
| ELLAKTOR (CR) | SR RA | 100,02 | --- | --- | --- | --- | 3.113 | --- | --- | --- | 1420@4,5% | --- | --- | --- | 136 | --- | --- | --- | --- | --- | --- | --- | 35 |
| ELTON SA (CR) | SR RA | 100,00 | --- | --- | --- | --- | 50 | --- | --- | --- | 35@4,5% | --- | --- | --- | --- | --- | --- | --- | --- | --- | --- | --- | --- |
| ELTRAK SA (CR) | SR RA | 100,00 | --- | --- | --- | --- | 23 | --- | --- | --- | 11@4,5% | --- | --- | --- | --- | --- | --- | --- | --- | --- | --- | --- | --- |
| ELVAL SA (CB) | SR RA | 100,00 | --- | --- | --- | --- | 388 | --- | --- | --- | 194@4,5% | --- | --- | --- | --- | --- | --- | --- | --- | --- | --- | --- | --- |
| EUROBANK ERGASIAS (CR) | SR RA | 100,04 | --- | --- | --- | --- | 1.337 | --- | --- | --- | --- | --- | --- | --- | 916 | --- | --- | --- | --- | --- | --- | --- | --- |
| EUROBANK PROPERTIES REIC (CR) | SR RA | 100,02 | --- | --- | --- | --- | 2.290 | 4,50% | 4,50% | 4,50% | 1069@4,5% | 1 | 44 | 28.864,0 | 76 | 4,50% | 4,50% | 4,50% | --- | 1 | 44 | 28.864,0 | 46 |
| EYDAP S.A. (CR) | SR RA | 100,05 | --- | --- | --- | --- | 321 | --- | --- | --- | 111@4,5% | --- | --- | --- | 10 | --- | --- | --- | --- | --- | --- | --- | --- |
| FOURLIS (CR) | SR RA | 100,12 | --- | --- | --- | --- | 195 | --- | --- | --- | 47@4,5% | --- | --- | --- | 50 | --- | --- | --- | --- | --- | --- | --- | --- |
| FRIGOGLASS SA (CR) | SR RA | 100,00 | --- | --- | --- | --- | 228 | --- | --- | --- | 114@4,5% | --- | --- | --- | --- | --- | --- | --- | --- | --- | --- | --- | --- |
| GEK TERNA (CR) | SR RA | 100,00 | --- | --- | --- | --- | 674 | --- | --- | --- | 337@4,5% | --- | --- | --- | --- | --- | --- | --- | --- | --- | --- | --- | --- |
| GR. SARANTIS SA (CR) | SR RA | 100,00 | --- | --- | --- | --- | 62 | --- | --- | --- | 31@4,5% | --- | --- | --- | --- | --- | --- | --- | --- | --- | --- | --- | --- |
| HALKOR SA (CB) | SR RA | 100,00 | --- | --- | --- | --- | 355 | --- | --- | --- | 177@4,5% | --- | --- | --- | --- | --- | --- | --- | --- | --- | --- | --- | --- |
| HELL. DUTY FREE SHOPS SA (CR) | SR RA | 100,15 | 0,01 | --- | --- | --- | 641 | --- | --- | --- | 294@4,5% | --- | --- | --- | 26 | --- | --- | --- | --- | --- | --- | --- | 7 |
| HELLENIC CABLES SA (CR) | SR RA | 100,00 | --- | --- | --- | --- | 15 | --- | --- | --- | --- | --- | --- | --- | --- | --- | --- | --- | --- | --- | --- | --- | --- |
| HELLENIC EXCHANGES (CR) | SR RA | 100,03 | --- | --- | --- | --- | 5.998 | --- | --- | --- | 2949@4,5% | --- | --- | --- | 50 | --- | --- | --- | --- | --- | --- | --- | --- |
| HELLENIC PETROLEUM (CR) | SR RA | 100,21 | 0,01 | --- | --- | --- | 2.236 | --- | --- | --- | 975@4,5% | --- | --- | --- | 143 | --- | --- | --- | --- | --- | --- | --- | 48 |
| HYGEIA SA (CR) | SR RA | 100,00 | --- | --- | --- | --- | 500 | --- | --- | --- | 250@4,5% | --- | --- | --- | --- | --- | --- | --- | --- | --- | --- | --- | --- |
| IASO SA (CR) | SR RA | 100,00 | --- | --- | --- | --- | 85 | --- | --- | --- | 42@4,5% | --- | --- | --- | --- | --- | --- | --- | --- | --- | --- | --- | --- |
| IKTINOS HELLAS SA (CR) | SR RA | 100,00 | --- | --- | --- | --- | 10 | --- | --- | --- | --- | --- | --- | --- | --- | --- | --- | --- | --- | --- | --- | --- | --- |

Stock Lending Notes

[1] - Stock Repo: A Contract for selling stocks to HELEX with a Repurchase Right (According to ATHEX BoD Resolution No 17)

[2] - Stock Reverse Repo: A Contract for buying stocks from HELEX with a Resell Right. (According to ATHEX BoD Resolution No 18)

[3] - Standardized Repurchase Agreements: A Contract that constitutes a standardized agreement for the purchase or sale of shares, with repurchase or resell pact (According to ATHEX BoD Resolution No 20)

[4] - Type of products is divided into SR: Stock Repo or Stock Reverse Repo, and RA: Repurchase Agreements.

[5] - Open Interest in all Series (both tradeable or non-tradeable).

| Stocks | Type[4] | Stock Repo [1] | | | | | | Stock Reverse Repo [2] | | | | | | Repurchase Agreements [3] | | | | | | | | | |
|--------------------------------|---------|----------------|------|--------|--------|--------------------|------------------|------------------------|-----------|------------|-----------|--------|--------|---------------------------|------------------|-----------|-----------|------------|----------|--------|--------|--------------------|------------------|
| | | Trans. price | chg. | Trades | Volume | Transactions Value | Open Interest[5] | Price max | Price min | Last price | Last Ask | Trades | Volume | Transactions Value | Open Interest[5] | Price max | Price min | Last price | Last Ask | Trades | Volume | Transactions Value | Open Interest[5] |
| INFORM P. LYKOS SA (CR) | SR RA | 100,00 | --- | --- | --- | --- | 400 | --- | --- | --- | 200@4,5% | --- | --- | --- | --- | --- | --- | --- | --- | --- | --- | --- | --- |
| INTRACOM CONSTR. (CR) | SR RA | 100,00 | --- | --- | --- | --- | --- | --- | --- | --- | --- | --- | --- | --- | --- | --- | --- | --- | --- | --- | --- | --- | --- |
| INTRACOM HOLDINGS (CR) | SR RA | 100,00 | --- | --- | --- | --- | 665 | --- | --- | --- | 332@4,5% | --- | --- | --- | --- | --- | --- | --- | --- | --- | --- | --- | --- |
| INTRALOT (CR) | SR RA | 100,02 | --- | --- | --- | --- | 4.326 | --- | --- | --- | 2156@4,5% | --- | --- | --- | 7 | --- | --- | --- | --- | --- | --- | --- | --- |
| J & P - AVAX SA (CR) | SR RA | 100,08 | 0,01 | --- | --- | --- | 232 | --- | --- | --- | 76@4,5% | --- | --- | --- | 40 | --- | --- | --- | --- | --- | --- | --- | --- |
| JUMBO SA (CR) | SR RA | 100,08 | --- | --- | --- | --- | 2.358 | --- | --- | --- | 1065@4,5% | --- | --- | --- | 114 | --- | --- | --- | --- | --- | --- | --- | 45 |
| KLEEMAN HELLAS SA (CR) | SR RA | 100,00 | --- | --- | --- | --- | 200 | --- | --- | --- | 100@4,5% | --- | --- | --- | --- | --- | --- | --- | --- | --- | --- | --- | --- |
| KORRES (CR) | SR RA | 100,00 | --- | --- | --- | --- | --- | --- | --- | --- | --- | --- | --- | --- | --- | --- | --- | --- | --- | --- | --- | --- | --- |
| KRI-KRI S.A. (CR) | SR RA | 100,00 | --- | --- | --- | --- | 550 | --- | --- | --- | 275@4,5% | --- | --- | --- | --- | --- | --- | --- | --- | --- | --- | --- | --- |
| LAMDA DEVELOPMENT SA (CR) | SR RA | 100,00 | --- | --- | --- | --- | 890 | --- | --- | --- | 445@4,5% | --- | --- | --- | --- | --- | --- | --- | --- | --- | --- | --- | --- |
| LOULIS MILLS SA (CR) | SR RA | 100,00 | --- | --- | --- | --- | --- | --- | --- | --- | --- | --- | --- | --- | --- | --- | --- | --- | --- | --- | --- | --- | --- |
| MARFIN INVESTMENT GROUP (CR) | SR RA | 100,00 | --- | --- | --- | --- | --- | --- | --- | --- | --- | --- | --- | --- | --- | --- | --- | --- | --- | --- | --- | --- | --- |
| METKA (CR) | SR RA | 100,20 | --- | --- | --- | --- | 656 | --- | --- | --- | 328@4,5% | --- | --- | --- | --- | --- | --- | --- | --- | --- | --- | --- | 10 |
| MLS MULTIMEDIA SA (CR) | SR RA | 100,00 | --- | --- | --- | --- | 119 | --- | --- | --- | 59@4,5% | --- | --- | --- | --- | --- | --- | --- | --- | --- | --- | --- | --- |
| MOTOR OIL (CR) | SR RA | 100,03 | --- | --- | --- | --- | 2.518 | --- | --- | --- | 1232@4,5% | --- | --- | --- | 27 | --- | --- | --- | --- | --- | --- | --- | 27 |
| MYTILINEOS HOLDINGS (CR) | SR RA | 100,02 | --- | --- | --- | --- | 3.905 | --- | --- | --- | 1902@4,5% | --- | --- | --- | 50 | --- | --- | --- | --- | --- | --- | --- | 64 |
| NATIONAL BANK (CR) | SR RA | 100,25 | --- | --- | --- | --- | --- | --- | --- | --- | --- | --- | --- | --- | --- | --- | --- | --- | --- | --- | --- | --- | --- |
| NBGAM ETF | SR RA | 100,00 | --- | --- | --- | --- | --- | --- | --- | --- | --- | --- | --- | --- | --- | --- | --- | --- | --- | --- | --- | --- | 100 |
| NBGAM ETF GREECE & TURKEY 30 | SR RA | 100,00 | --- | --- | --- | --- | --- | --- | --- | --- | --- | --- | --- | --- | --- | --- | --- | --- | --- | --- | --- | --- | 55 |
| NIREFS SA (CR) | SR RA | 100,00 | --- | --- | --- | --- | 322 | --- | --- | --- | 161@4,5% | --- | --- | --- | --- | --- | --- | --- | --- | --- | --- | --- | --- |
| OPAP (CR) | SR RA | 100,22 | 0,01 | --- | --- | --- | 5.778 | --- | --- | --- | 2289@4,5% | --- | --- | --- | 600 | 0,01% | 0,01% | 0,01% | --- | 1 | 47 | 36.378,0 | 379 |
| OTE (CR) | SR RA | 100,22 | 0,02 | --- | --- | --- | 6.522 | --- | --- | --- | 1957@4,5% | --- | --- | --- | 1.154 | --- | --- | --- | --- | --- | --- | --- | 671 |
| P.P.A. S.A. (CR) | SR RA | 100,00 | --- | --- | --- | --- | --- | --- | --- | --- | --- | --- | --- | --- | --- | --- | --- | --- | --- | --- | --- | --- | --- |
| PETROPOULOS PETROS (CR) | RA | --- | --- | --- | --- | --- | --- | --- | --- | --- | --- | --- | --- | --- | --- | --- | --- | --- | --- | --- | --- | --- | --- |
| PIRAEUS BANK (CR) | SR RA | 100,02 | --- | --- | --- | --- | --- | --- | --- | --- | --- | --- | --- | --- | --- | --- | --- | --- | --- | --- | --- | --- | --- |
| PPC (CR) | SR RA | 100,26 | 0,01 | --- | --- | --- | 2.845 | --- | --- | --- | 1047@4,5% | --- | --- | --- | 180 | --- | --- | --- | --- | --- | --- | --- | 181 |
| QUEST HOLDINGS (CR) | SR RA | 100,00 | --- | --- | --- | --- | 39 | --- | --- | --- | 19@4,5% | --- | --- | --- | --- | --- | --- | --- | --- | --- | --- | --- | --- |
| S & B IND. MINERALS (CR) | SR RA | 100,00 | --- | --- | --- | --- | --- | --- | --- | --- | --- | --- | --- | --- | --- | --- | --- | --- | --- | --- | --- | --- | --- |
| SELECTED TEXT. IND. ASSOC (CR) | SR RA | 100,00 | --- | --- | --- | --- | 50 | --- | --- | --- | 32@5,1% | --- | --- | --- | --- | --- | --- | --- | --- | --- | --- | --- | --- |
| SIDENOR (CR) | SR RA | 100,00 | --- | --- | --- | --- | 392 | --- | --- | --- | 196@4,5% | --- | --- | --- | --- | --- | --- | --- | --- | --- | --- | --- | --- |
| TECHNICAL OLYMPIC SA (CR) | SR RA | 100,00 | --- | --- | --- | --- | 14 | --- | --- | --- | 4@4,5% | --- | --- | --- | --- | --- | --- | --- | --- | --- | --- | --- | --- |

Stock Lending Notes

[1] - Stock Repo: A Contract for selling stocks to HELEX with a Repurchase Right (According to ATHEX BoD Resolution No 17)

[2] - Stock Reverse Repo: A Contract for buying stocks from HELEX with a Resell Right. (According to ATHEX BoD Resolution No 18)

[3] - Standardized Repurchase Agreements: A Contract that constitutes a standardized agreement for the purchase or sale of shares, with repurchase or resell pact (According to ATHEX BoD Resolution No 20)

[4] - Type of products is divided into SR: Stock Repo or Stock Reverse Repo, and RA: Repurchase Agreements.

[5] - Open Interest in all Series (both tradeable or non-tradeable).

| Stocks | Type[4] | Stock Repo [1] | | | | | | Stock Reverse Repo [2] | | | | | | Repurchase Agreements [3] | | | | | | | | | |
|--------------------------------|---------|----------------|------|--------|--------|--------------------|------------------|------------------------|-----------|------------|-----------|--------|--------|---------------------------|------------------|-----------|-----------|------------|----------|--------|--------|--------------------|------------------|
| | | Trans. price | chg. | Trades | Volume | Transactions Value | Open Interest[5] | Price max | Price min | Last price | Last Ask | Trades | Volume | Transactions Value | Open Interest[5] | Price max | Price min | Last price | Last Ask | Trades | Volume | Transactions Value | Open Interest[5] |
| TERNA ENERGY (CR) | SR RA | 100,00 | --- | --- | --- | --- | 218 | --- | --- | --- | 109@4,5% | --- | --- | --- | --- | --- | --- | --- | --- | --- | --- | --- | --- |
| THESSALONIKA WATER & SEWERAGE | SR RA | 100,00 | --- | --- | --- | --- | 1.208 | --- | --- | --- | 604@4,5% | --- | --- | --- | --- | --- | --- | --- | --- | --- | --- | --- | --- |
| THRACE PLASTICS SA (CR) | SR RA | 100,00 | --- | --- | --- | --- | 300 | --- | --- | --- | 225@4,5% | --- | --- | --- | --- | --- | --- | --- | --- | --- | --- | --- | --- |
| TITAN CEMENT (CR) | SR RA | 100,00 | --- | --- | --- | --- | 9.644 | --- | --- | --- | 4822@4,5% | --- | --- | --- | --- | --- | --- | --- | --- | --- | --- | --- | 30 |
| TPA SA (CR) | SR RA | 100,00 | --- | --- | --- | --- | 6 | --- | --- | --- | 3@4,5% | --- | --- | --- | --- | --- | --- | --- | --- | --- | --- | --- | --- |
| TRASTOR REAL EST. INV. CO.(CR) | SR RA | 100,00 | --- | --- | --- | --- | 44 | --- | --- | --- | 22@4,5% | --- | --- | --- | --- | --- | --- | --- | --- | --- | --- | --- | --- |
| VIOHALCO (CB) | SR RA | 100,03 | 0,01 | --- | --- | --- | 4.090 | --- | --- | --- | 1911@4,5% | --- | --- | --- | 134 | --- | --- | --- | --- | --- | --- | --- | 115 |

Stock Lending Notes

[1] - Stock Repo: A Contract for selling stocks to HELEX with a Repurchase Right (According to ATHEX BoD Resolution No 17)

[2] - Stock Reverse Repo: A Contract for buying stocks from HELEX with a Resell Right. (According to ATHEX BoD Resolution No 18)

[3] - Standardized Repurchase Agreements: A Contract that constitutes a standardized agreement for the purchase or sale of shares, with repurchase or resell pact (According to ATHEX BoD Resolution No 20)

[4] - Type of products is divided into SR: Stock Repo or Stock Reverse Repo, and RA: Repurchase Agreements.

[5] - Open Interest in all Series (both tradeable or non-tradeable).

Sectors codification for listed companies

| | | | | | |
|------|---|-----------------------------------|-------|---|-------------------------------|
| 533 | - | Exploration & Production | 537 | - | Integrated Oil & Gas |
| 1353 | - | Commodity Chemicals | 1357 | - | Specialty Chemicals |
| 1753 | - | Aluminum | 1755 | - | Nonferrous Metals |
| 1757 | - | Steel | 1775 | - | General Mining |
| 2353 | - | Building Materials & Fixtures | 2357 | - | Heavy Construction |
| 2723 | - | Containers & Packaging | 2727 | - | Diversified Industrials |
| 2733 | - | Electrical Components & Equipment | 2753 | - | Commercial Vehicles & Trucks |
| 2757 | - | Industrial Machinery | 2773 | - | Marine Transportation |
| 2777 | - | Transportation Services | 2791 | - | Business Support Services |
| 2797 | - | Industrial Suppliers | 3535 | - | Distillers & Vintners |
| 3537 | - | Soft Drinks | 3573 | - | Farming & Fishing |
| 3577 | - | Food Products | 3722 | - | Durable Household Products |
| 3726 | - | Furnishings | 3728 | - | Home Construction |
| 3747 | - | Toys | 3763 | - | Clothing & Accessories |
| 3765 | - | Footwear | 3767 | - | Personal Products |
| 3785 | - | Tobacco | 4533 | - | Health Care Providers |
| 4535 | - | Medical Equipment | 4577 | - | Pharmaceuticals |
| 5337 | - | Food Retailers & Wholesalers | 5371 | - | Apparel Retailers |
| 5373 | - | Broadline Retailers | 5375 | - | Home Improvement Retailers |
| 5379 | - | Specialty Retailers | 5553 | - | Broadcasting & Entertainment |
| 5555 | - | Media Agencies | 5557 | - | Publishing |
| 5751 | - | Airlines | 5752 | - | Gambling |
| 5753 | - | Hotels | 5755 | - | Recreational Services |
| 5757 | - | Restaurants & Bars | 5759 | - | Travel & Tourism |
| 6535 | - | Fixed Line Telecommunications | 6575 | - | Mobile Telecommunications |
| 7535 | - | Conventional Electricity | 7537 | - | Alternative Electricity |
| 7577 | - | Water | 8355 | - | Banks |
| 8534 | - | Insurance Brokers | 8536 | - | Property & Casualty Insurance |
| 8633 | - | Real Estate Holding & Development | 8637 | - | Real Estate Services |
| 8671 | - | Industrial & Office REITs | 8675 | - | Specialty REITs |
| 8775 | - | Specialty Finance | 8777 | - | Investment Services |
| 8985 | - | Equity Investment Instruments | 9533 | - | Computer Services |
| 9535 | - | Internet | 9537 | - | Software |
| 9572 | - | Computer Hardware | 9574 | - | Electronic Office Equipment |
| 9578 | - | Telecommunications Equipment | 11000 | - | ETF |

