

24

Ημερήσιο Δελτίο
Συναλλακτικής Δραστηριότητας

Daily Official List
of Trading Activity

Friday, 6 September, 2024
Year: 145 Trading Day No: 169



ATHEXGROUP
Athens Exchange Group

Disclaimer:

Hellenic Exchanges-Athens Stock Exchange S.A. endeavours to ensure that the data and other material ("Information") presented on the Daily Official List are accurate and complete, but it is not liable for any errors or omissions of data or /and for the accuracy, credibility, updating and completeness of the aforesaid information nor it has any liability arising directly or indirectly from the use of the above Information.

The Company is not liable for the accuracy of the data included in listed companies' announcements. Only the sender of such an announcement is fully and solely liable for any infringement of third party's rights from the content of such announcement. All contents of the Daily Official List are provided only for information purposes and do not constitute investment advice or solicitation to invest in securities or other products listed for trading on the Exchange.

You acknowledge and agree that the Company is the owner of any property rights related to any Information appearing on the Daily Official List including intellectual property rights copyright, trademarks, etc.

The above data are a property of the Hellenic Exchanges-Athens Exchange and are copyright protected. Users are forbidden to reproduce, modify, copy, sale, transmit or redistribute, by all reproduction means and methods, part or the whole of the above data, without reference to their source.

The commercial exploitation of these data is, also, forbidden by third parties. Hellenic Exchanges-Athens Exchange does not carry any responsibility, direct or indirect, derived from usage or accidental alteration of the above data when used by third parties.

Hellenic Exchanges – Athens Stock Exchange S.A.

110 Athinon Ave., 10442 Athens, Tel: (210) 33.66.800, Fax: (210) 32.13.938

www.athexgroup.gr

Thessalonica Stock Exchange Center (T.S.E.C)

16-18 Katouni Str., Thessalonica 546 25 Tel: (2310) 567.667, Fax: (2310) 530.545

Athex Members Guarantee Fund

14-16 Fidiou Str., Athens 106 78, Tel: (210) 33.04.682, Fax: (210) 33.04.155

Hellenic Republic Capital Market Commission

1 Kolokotroni Str. & 1 Stadiou Str., Athens 10562 Tel: (210) 33.77.100 Fax: (210) 33.77.173

Table of Contents

Section 1: Statistical Figures of Securities, Derivatives and Lending

Summary of Markets

Athex Indices

Analytic Figures for Athex Market's Boards and Categories

Trading Details by Athex Sectors and Financial Instruments (ETFs)

Top 10 best & worst performing Shares

Derivatives Summary

Section 2: Analytic Figures of Shares Transactions

Analytic Figures of Shares Transactions

Shares' Notes

Section 3: Figures of Securities Transactions

Securities Blocks Details

Shares Rights Details

Stock Borrowing

Forced Sales Details

Forced Sales Registered Shares

Exchange Traded Funds (ETFs) Characteristics

Section 5: Bonds traded in Fixed Income Assets Market

Convertible Corporate Bonds - Regulated Market

Non Convertible Corporate Bonds - Regulated Market

Government Bonds

Treasury Bills & Zero Coupon Government Bonds

Government Bonds Traded with the Open Outcry Method

State Banks Bonds

Section 6: Additional Infos

Athex & ATHEXClear Members List

List of Stocks under Market Making operations

Section 7: Derivatives Market Analytic Figures

Index Futures

Stock Futures

Index Options

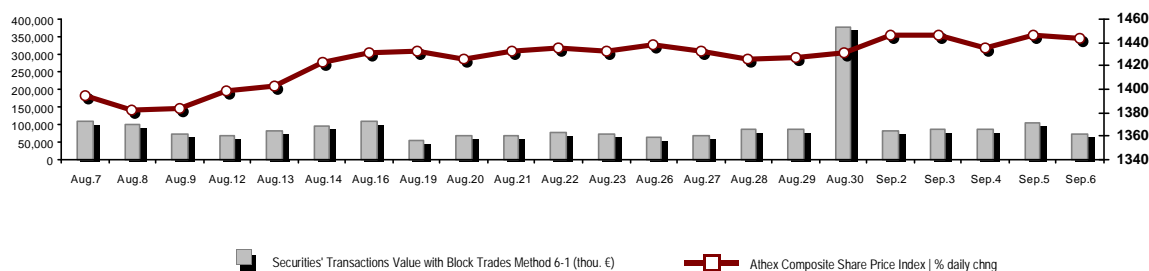
Stock Options

Stock Lending Analytic Figures

Appendix A: Sectors codification for listed companies

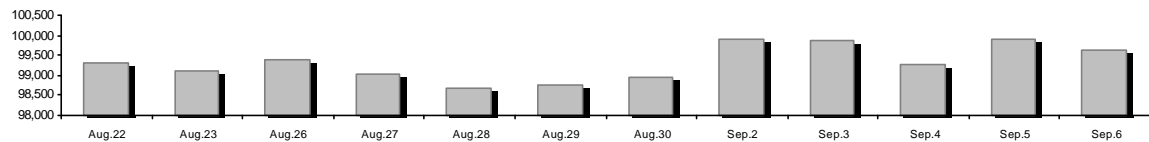
Summary of Markets

Athex Composite Share Price Index vs Shares and Derivatives Transactions Value

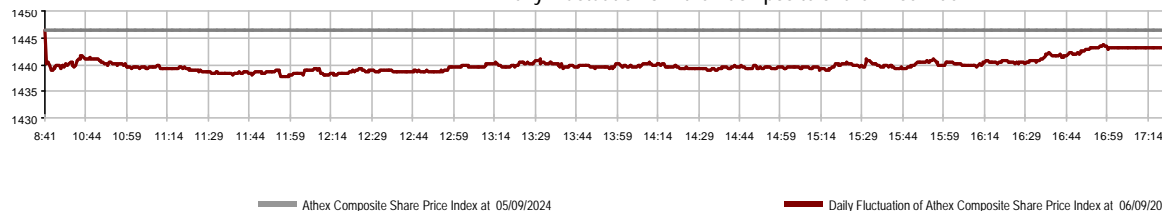


Athex Capitalisation (mill. €)**:	99,613.10	Derivatives Total Open Interest	415,740
Daily change: mill. € %	-300.34 -0.30%	in Index Futures % daily chng	5,248 -1.59%
Yearly Avg Capitalisation: mill. € % chng prev year Avg	97,727.36 21.57%	in Stock Futures % daily chng	408,938 -0.06%
Athex Composite Share Price Index % daily chng	1,443.13 -0.24%	in Index Options % daily chng	896 6.16%
Athex Composite Share Price Index Capitalisation (mill. €)	91,379.78	in Stock Options % daily chng	658 0.00%
Daily change (mill. €)	-259.30		
Securities' Transactions Value with Block Trades Method 6-1 (t)	74,209.05	Derivatives Contracts Volume:	6,169
Daily change: %	-31,348.35 -29.70%	Daily change: pieces %	-5,687 -47.97%
YtD Avg Trans. Value: thou. € % chng prev year Avg	129,009.91 17.74%	YtD Avg Derivatives Contracts % chng prev year Avg	34,888 -20.64%
Blocks Transactions Value of Method 6-1 (thou. €)	13,689.47	Derivatives Trades Number:	620
Blocks Transactions Value of Method 6-2 & 6-3 (thou. €)	0.00	Daily change: number %	-371 -37.44%
Bonds Transactions Value (thou.€)	1,590.13	YtD Avg Trades number % chng prev year Avg	1,868 -19.84%
Securities' Transactions Volume with Block Trades Method 6-1 (tho)	15,390.14	Lending Total Open Interest	378,411
Daily change: thou. pieces %	-3,810.30 -19.84%	Daily change: pieces %	-13,753 -3.51%
YtD Avg Volume: % chng prev year Avg	28,158.74 -16.25%	Lending Volume (Multilateral/Bilateral)	72,143
Blocks Transactions Volume of Method 6-1 (thou. Pieces)	2,516.93	Daily change: pieces %	70,843
Blocks Transactions Volume of Method 6-2 & 6-3 (thou. Pieces)	0.00	Multilateral Lending	72,143
Bonds Transactions Volume	1,635,000	Bilateral Lending	0
Securities' Trades Number with Block Trades Method 6-1	23,074	Lending Trades Number:	4
Daily change: number %	-5,127 -18.18%	Daily change: %	1
YtD Avg Trades number % chng prev year Avg	37,619 3.85%	Multilateral Lending Trades Number	4
Number of Blocks Method 6-1	14	Bilateral Lending Trades Number	0
Number of Blocks Method 6-2 & 6-3	0		
Number of Bonds Transactions	233		

Athex Capitalisation (mill. €)**



Daily Fluctuation of Athex Composite Share Price Index



Athex Indices

Index name	06/09/2024	05/09/2024	pts.	%	Min	Max	Year min	Year max	Year change
Athex Composite Share Price Index	1,443.13 €	1,446.56	-3.43	-0.24%	1,437.66	1,446.56	1,293.14	1,505.35	11.60% #
Athex Composite Index Total Return Index	2,721.70 €	2,728.17	-6.47	-0.24%	2,711.38	2,728.17	2,355.44	2,789.06	15.55% #
Athex ESG Index	1,644.83 €	1,649.78	-4.95	-0.30%	1,638.42	1,649.78	1,471.77	1,722.97	11.76% #
ATHEX Alternative Market Price Index	14,285.89 €	14,379.72	-93.83	-0.65%	14,187.14	14,381.67	9,352.11	15,217.49	52.76% #
FTSE/Athex Large Cap	3,504.57 €	3,514.06	-9.49	-0.27%	3,490.41	3,514.06	3,122.79	3,665.50	12.23% #
FTSE/Athex Mid Cap Index	2,334.69 €	2,345.37	-10.68	-0.46%	2,326.38	2,345.37	2,054.77	2,459.55	3.73% #
FTSE/ATHEX High Dividend Yield Index	3,914.40 €	3,925.74	-11.34	-0.29%	3,904.50	3,925.74	3,629.54	4,217.66	3.79% #
FTSE/Athex Market Index	837.11 €	839.53	-2.42	-0.29%	833.94	839.53	746.82	875.18	12.09% #
FTSE/Athex Banks	1,254.20 €	1,265.98	-11.78	-0.93%	1,252.45	1,265.98	1,057.67	1,354.57	18.14% #
FTSE/ATHEX TECHNOLOGY & TELECOMMUNICAT	5,603.65 €	5,645.02	-41.37	-0.73%	5,595.84	5,645.02	4,915.95	5,705.00	10.47% #
FTSE/ATHEX FINANCIAL SERVICES	5,890.58 €	5,946.23	-55.65	-0.94%	5,882.94	5,946.23	4,996.31	6,357.41	17.48% #
FTSE/ATHEX REAL ESTATE	4,904.04 #	4,894.95	9.09	0.19%	4,893.07	4,913.65	4,507.00	5,120.52	-1.14% €
FTSE/ATHEX CONSUMER DISCRETIONARY	5,107.75 #	5,076.50	31.25	0.62%	5,059.47	5,107.75	4,663.68	5,557.48	1.83% #
FTSE/ATHEX CONSUMER STAPLES	6,521.28 #	6,453.39	67.89	1.05%	6,453.39	6,548.07	5,069.68	6,548.07	28.16% #
FTSE/ATHEX INDUSTRIALS	6,459.70 €	6,483.67	-23.97	-0.37%	6,426.74	6,486.07	5,044.08	6,621.39	27.12% #
FTSE/ATHEX BASIC MATERIALS	4,844.83 €	4,890.73	-45.90	-0.94%	4,830.96	4,890.73	4,369.10	5,876.05	-0.51% €
FTSE/ATHEX ENERGY & UTILITIES	4,930.96 €	4,935.46	-4.50	-0.09%	4,886.07	4,935.46	4,536.38	5,474.06	-1.14% €
Athex All Share Index	335.49 €	336.50	-1.01	-0.30%	335.49	335.49	304.60	347.29	11.09% #
Hellenic Mid & Small Cap Index	2,065.69 €	2,070.39	-4.70	-0.23%	2,057.80	2,070.39	1,881.89	2,157.15	7.09% #
FTSE/Athex Large Cap Total Return	6,012.39 €	6,028.67	-16.28	-0.27%			5,201.70	6,187.73	16.36% #
FTSE/Athex Mid Cap Total Return	3,197.06 €	3,205.33	-8.27	-0.26%			2,872.41	3,302.69	5.47% #
MSCI GREECE REBASED	5,455.87 €	5,482.90	-27.03	-0.49%	5,437.14	5,482.90	4,964.20	5,837.84	9.45% #
Hellenic Corporate Bond Index	135.59 #	135.53	0.06	0.04%			129.54	135.59	4.59% #
Hellenic Corporate Bond Price Index	92.67 #	92.64	0.03	0.03%			90.52	92.67	2.23% #

Note 1: FTSE/Med 100, Hellenic Corporate Bond Price Index and Hellenic Corporate Bond Index closing prices refer to the previous trading day of 04/09/2024.

Note 2: The Hellenic Mid & Small Cap Index is a Customized index calculated by the Athens Exchange.

Analytic Figures for Athex Market's Boards and Categories

	Total Traded Securities	Main Market	Surveillance	Exchange Traded Funds (ETFs)
Totals	123	115	7	1
Gain / Lose / Same:	41 / 57 / 25	39 / 55 / 21	2 / 1 / 4	0 / 1 / 0
Athex Capitalisation (mill. €) **	99,613.10	99,548.93	64.17	
Daily Average Trans/ons Value(thou.€)	129,009.91	128,911.79	30.17	246.06
Transactions Value	74,209.05	74,073.89	15.39	119.77
Main Board:	60,519.58	60,384.42	15.39	119.77
Blocks Board 6_2_3:	13,689.47	13,689.47	0.00	0.00
Forced Sales Board:	0.00	0.00	0.00	0.00
Special Terms Board:	0.00	0.00	0.00	0.00
Daily Average Transactions Volume	28,158,737	28,038,343	135,340	7,110
Transactions Volume	15,390,139	15,320,436	66,272	3,431
Main Board:	12,873,206	12,803,503	66,272	3,431
Blocks Board 6_2_3:	2,516,933	2,516,933	0	0
Forced Sales Board:	0	0	0	0
Special Terms Board:	0	0	0	0
Daily Average Number of Trades	37,619	37,515	58	47
Number of Trades	23,074	23,009	37	28
Main Board:	23,060	22,995	37	28
Blocks Board 6_2_3:	14	14	0	0
Forced Sales Board:	0	0	0	0
Special Terms Board:	0	0	0	0

Trading Details by Athex Sectors and Financial Instruments (ETFs)

Code	Sectors	Gain / Lose / Same	Number of Trades	Transactions Volume	Transactions Value	% of Total Trans. Value
3010	- Banks	1 / 6 / 0	8,381	11,429,965	34,431,198.22	46.40%
5510	- Basic Resources	7 / 5 / 3	625	183,162	549,202.51	0.74%
5010	- Construction & Materials	2 / 8 / 4	1,628	402,240	2,167,028.29	2.92%
4020	- Consumer Products & Services	2 / 2 / 1	168	48,615	156,094.37	0.21%
6010	- Energy	2 / 1 / 1	1,638	284,877	4,595,941.95	6.19%
12000	- Financial Instruments	0 / 1 / 0	28	3,431	119,768.19	0.16%
3020	- Financial Services	2 / 2 / 1	324	104,384	501,128.66	0.68%
4510	- Food Beverage & Tobacco	3 / 2 / 2	248	38,924	586,704.03	0.79%
2010	- Health Care	2 / 1 / 0	68	31,981	41,340.40	0.06%
5020	- Industrial Goods & Services	5 / 7 / 2	1,444	335,917	2,276,266.55	3.07%
3030	- Insurance	0 / 1 / 0	28	1,513	7,369.01	0.01%
4030	- Media	0 / 1 / 0	26	4,025	1,434.91	0.00%
4520	- Personal Care, Drug & Grocery Stores	1 / 1 / 0	562	145,774	1,005,509.74	1.35%
3510	- Real Estate	4 / 3 / 5	758	186,513	665,024.35	0.90%
4040	- Retail	3 / 3 / 1	1,800	326,354	6,846,454.53	9.23%
1010	- Technology	4 / 5 / 2	1,033	291,365	1,191,879.51	1.61%
1510	- Telecommunications	1 / 1 / 0	729	161,365	2,424,029.37	3.27%
4050	- Travel & Leisure	0 / 4 / 2	1,468	421,012	4,765,102.05	6.42%
6510	- Utilities	2 / 3 / 1	2,118	988,722	11,877,571.41	16.01%

Top 10 best & worst performing Shares

Main Market

With positive Price change	Closing price	change	With negative Price change	Closing price	change
PERFORMANCE TECHNOLOGIES (CR)	6.78	2.73% #	ATTICA BANK S.A. (CR)	9.82	-4.66% €
JUMBO SA (CR)	24.82	2.14% #	QUALITY & RELIABILITY SA (CR)	1.144	-2.22% €
GR. SARANTIS S.A. (CR)	11.1	2.02% #	INTERWOOD-XYLEMPORIA (CR)	0.304	-1.93% €
REVOIL (CR)	1.895	1.88% #	KARELIA (CR)	334	-1.77% €
MOTODYNAMICS S.A. (CR)	2.72	1.68% #	ELTON SA (CR)	1.67	-1.77% €
AS COMPANY SA (CR)	2.83	1.43% #	AUTOHELLAS SA (CR)	11.22	-1.75% €
CPI SA (CR)	0.664	1.22% #	EUROCONSULTANTS S.A. (CR)	1.28	-1.54% €
QUEST HOLDINGS (CR)	5.34	1.14% #	CENERGY HOLDINGS (CB)	9.56	-1.44% €
DIMAND (CR)	9.65	1.05% #	AVAX S.A. (CR)	1.368	-1.44% €
BRIQ PROPERTIES (CR)	1.98	1.02% #	HELLENIC EXCHANGES-A.S.E. (CR)	4.66	-1.38% €
With the highest Transactions Value	Value (thou. €)	change	With the highest Transactions Volume	Volume	change
PIRAEUS FINANCIAL HOLD (CR)	10,170.89	-0.28% €	EUROBANK HOLDINGS (CR)	4,180,276	-1.31% €
NATIONAL BANK (CR)	9,781.64	-1.30% €	ALPHA SERVICES HOLD (CR)	3,343,343	-0.70% €
EUROBANK HOLDINGS (CR)	8,487.03	-1.31% €	PIRAEUS FINANCIAL HOLD (CR)	2,558,350	-0.28% €
TERNA ENERGY (CR)	6,730.22	-0.10% €	NATIONAL BANK (CR)	1,287,215	-1.30% €
JUMBO SA (CR)	6,678.96	2.14% #	ADMIE (IPTO) HOLDING S.A. (CR)	376,167	-1.12% €
ALPHA SERVICES HOLD (CR)	5,207.76	-0.70% €	TERNA ENERGY (CR)	349,439	-0.10% €
OPAP (CR)	4,394.62	-0.12% €	OPAP (CR)	275,174	-0.12% €
MOTOR OIL (CR)	3,884.15	0.45% #	JUMBO SA (CR)	272,638	2.14% #
OTE (CR)	2,421.20	-1.06% €	PPC (CR)	185,445	0.52% #
PPC (CR)	2,156.03	0.52% #	MOTOR OIL (CR)	175,526	0.45% #

Note: Stocks that are not included in the "Under Supervision" category, and the transactions value is more than 10,000 €.

Derivatives Summary

	Number of Trades	Volume	Open Interest
Index Futures	60	218	5,248
FTSE/Athex Banks	0	0	1,266
FTSE/Athex Large Cap	60	218	3,959
MSCI GREECE REBASED	0	0	23
Stock Futures	548	5,873	408,938
ADMIE (IPTO) HOLDING S.A. (CR)	3	45	22,669
AEGEAN AIRLINES (CR)	2	9	3,776
ALPHA SERVICES HOLD (CR)	55	1,521	161,169
ATHENS INTL AIRPORT (CR)	2	2	1,184
AUTOHELLAS SA (CR)	0	0	148
AVAX S.A. (CR)	0	0	661
CC HBC AG (CR)	6	17	135
CENERGY HOLDINGS (CB)	12	28	4,139
ELLAKTOR (CR)	14	70	3,361
ELVALHALCOR (CR)	5	41	4,784
EUROBANK HOLDINGS (CR)	32	298	17,570
EYDAP S.A. (CR)	4	20	4,345
FOURLIS (CR)	1	5	1,003
GEK TERNA (CR)	39	177	11,927
HELLENIC EXCHANGES-A.S.E. (CR)	17	81	3,894
HELLENIQ ENERGY (CR)	1	5	6,047
INTRACOM HOLDINGS (CR)	5	12	7,688
INTRAKAT (CR)	5	18	2,368
JUMBO SA (CR)	24	49	336
LAMDA DEVELOPMENT SA (CR)	1	1	6,002
METLEN ENERGY & METALS (CR)	9	22	4,651
MIG (CR)	1	1	93
MOTOR OIL (CR)	28	107	5,921
NATIONAL BANK (CR)	88	935	15,831
OPAP (CR)	7	72	1,348
OPTIMA BANK (CR)	0	0	69
OTE (CR)	10	44	3,427
P.P.A. S.A. (CR)	0	0	70
PIRAEUS FINANCIAL HOLD (CR)	101	1,435	64,585
PPC (CR)	50	567	24,665
QUEST HOLDINGS (CR)	7	10	174
TERNA ENERGY (CR)	7	245	20,147
TITAN CEMENT (CB)	0	0	437
VIOHALCO SA/NV (CB)	12	36	4,314
Index Options	6	49	896
FTSE/Athex Large Cap	6	49	896
Stock Options	6	29	658
ALPHA SERVICES HOLD (CR)	0	0	0
NATIONAL BANK (CR)	1	4	310
OPAP (CR)	0	0	155
OTE (CR)	0	0	81
PIRAEUS FINANCIAL HOLD (CR)	0	0	4
PPC (CR)	5	25	108
Total Derivatives Traded	620	6,169	415,740

Number of Outstanding Securities	Nominal Value	Dividends [1]			Date of Last Coupon		Note	Shares	Closing price	% change	Previous closing price/date	Open price	Price min	Price max	Last price	Avg price	Last Bid [7]	Last Ask [7]	P/E after tax	Year	Volume	Trades	Transactions Value[8]	Company Mkt Value (thou. €)	Year low	Year high	Sector[4]		
		2021	2022	2023	Dividend [2]	Right																							
2,352,839,697	0.290	--	--	0.026	26/07/2024	18/04/2017	---	ALPHA SERVICES HOLD (CR)	1.559	-0.70	€	1.57	05/09/2024	1.555	1.545	1.567	1.559	1.558	1110@1.56	170441@1.56	---	---	3,343,343	1,623	5,207,757.57	3,668,077.09	1.444	1.79	30101010
36,353,868	1.00	--	(0.025)	0.1	16/07/2024	21/08/2023	---	AUSTRIACARD (CB)	5.88	-1.01	€	5.94	05/09/2024	5.91	5.88	5.92	5.88	5.891	1055@5.87	200@5.90	---	---	6,550	39	38,588.69	213,760.74	5.35	6.8	10101010
48,624,764	0.080	0.46	0.65	0.7	22/04/2024	05/12/2022	---	AUTOHELLAS SA (CR)	11.22	-1.75	€	11.42	05/09/2024	11.36	11.18	11.4	11.22	11.247	16@11.22	175@11.36	---	---	11,155	75	125,456.50	545,569.85	10.4	14.1	40201040
190,162,681	--	0.05	0.08	0.08	25/06/2024	07/12/2016	---	CENERGY HOLDINGS (CB)	9.56	-1.44	€	9.7	05/09/2024	9.65	9.55	9.65	9.56	9.574	517@9.55	10@9.66	---	---	154,816	403	1,482,173.33	1,817,955.23	6.71	10.18	50202010
373,239,562	6.70	0.71	0.78	0.93	30/05/2024	29/04/2013	---	CC HBC AG (CR)	33.7	0.60	₪	33.5	05/09/2024	33.6	33.34	33.7	33.7	33.5	100@33.30	124@33.70	---	---	10,263	44	343,810.0212	578,173.24	25.66	34.04	45101020
3,664,399,104	0.220	--	--	0.0933	25/07/2024	20/05/2019	---	EUROBANK HOLDINGS (CR)	2.03	-1.31	€	2.057	05/09/2024	2.031	2.02	2.052	2.03	2.03	5@2.03	9544@2.03	---	---	4,180,276	1,801	8,487,026.69	7,438,730.18	1.599	2.263	30101010
305,635,185	2.18	0.1	0.3	0.9	10/07/2024	01/10/2003	---	HELLENIO ENERGY (CR)	7.17	-0.42	€	7.2	05/09/2024	7.2	7.155	7.215	7.17	7.193	1731@7.17	7@7.18	---	---	95,090	468	683,959.75	2,191,404.28	6.75	8.81	60101020
83,600,000	0.690	--	--	0.0504	25/06/2024	02/07/2024	---	INTRACOM HOLDINGS (CR)	3.115	-1.27	€	3.155	05/09/2024	3.15	3.11	3.21	3.115	3.133	945@3.11	100@3.14	---	---	64,029	218	200,615.23	260,414.00	2.835	4.335	10101010
160,523,985	0.300	--	--	--	12/08/2008	30/12/2022	---	INTRAKAT (CR)	4.995	-0.10	€	5	05/09/2024	4.995	4.955	5	4.995	4.979	25@4.96	2067@5.00	---	---	38,824	160	193,294.67	801,817.31	4.46	5.64	50101010
136,059,759	0.880	0.77	0.322	1	10/07/2024	05/03/2014	---	JUMBO SA (CR)	24.82	2.14	₪	24.3	05/09/2024	24.2	24.2	24.82	24.82	24.498	10@24.74	906@24.84	---	---	272,638	1,503	6,678,963.60	3,377,003.22	21.68	30.1	40401010
176,736,715	0.300	--	--	--	30/05/2007	27/11/2019	---	LAMDA DEVELOPMENT SA (CR)	7.15	-0.28	€	7.17	05/09/2024	7.17	7.11	7.19	7.15	7.156	40@7.14	1349@7.16	---	---	53,280	307	381,285.90	1,263,667.51	6.15	7.65	35101010
142,891,161	0.970	0.4341	1.24	1.5531	26/06/2024	07/07/2017	---	METLEN ENERGY & METALS (CR)	34.12	-0.58	€	34.32	05/09/2024	34	33.82	34.24	34.12	33.999	6120@34.10	3@34.14	---	---	60,987	641	2,073,471.72	4,875,446.41	31.58	39.56	65102000
13,968,683	0.100	0.036	0.0421	0.0526	28/06/2024	02/11/2021	---	PERFORMANCE TECHNOLOGIES (CR)	6.78	2.73	₪	6.6	05/09/2024	6.58	6.58	6.78	6.78	6.656	40@6.60	232@6.78	---	---	11,028	66	73,400.59	94,707.67	4.7	7.48	10101010
27,345,120	0.280	--	--	--	18/07/2005	26/02/2014	---	QUALITY & RELIABILITY SA (CR)	1.144	-2.22	€	1.17	05/09/2024	1.176	1.134	1.178	1.144	1.156	1755@1.14	2000@1.16	---	---	28,095	57	32,482.78	31,282.82	0.6	1.62	10101010
78,325,475	--	0.6	0.85	25/06/2024	23/07/2019	---	TITAN CEMENT (CB)	31.85	-0.16	€	31.9	05/09/2024	31.75	31.5	32.15	31.85	31.711	6@31.80	648@32.00	---	---	21,699	322	688,100.90	2,494,666.38	20.9	33.75	50101030	
259,189,761	0.1	0.12	0.12	25/06/2024	26/02/2016	---	VIOHALCO SANV (CB)	5.71	-1.04	€	5.77	05/09/2024	5.72	5.7	5.75	5.71	5.731	350@5.71	1008@5.72	---	---	64,737	224	371,026.06	1,479,973.54	5.03	6.63	55102015	
148,321,516	0.300	--	0.07	0.03	29/07/2024	22/01/2020	---	AVAX S.A. (CR)	1.368	-1.44	€	1.388	05/09/2024	1.384	1.368	1.39	1.368	1.375	1706@1.37	351@1.38	---	---	58,064	102	79,816.51	202,903.83	1.194	1.884	50101010
232,000,000	2.12	0.0854	0.0682	0.0582	04/10/2023	19/06/2017	---	ADMIE (IPTO) HOLDING S.A. (CR)	2.205	-1.12	€	2.23	05/09/2024	2.2	2.19	2.22	2.205	2.205	3164@2.21	1000@2.21	8.70	2023	376,167	267	829,593.13	511,560.00	2.02	2.425	65101015
90,167,100	0.500	--	--	0.7515	20/05/2024	24/05/2021	---	AEGEAN AIRLINES (CR)	11.44	-0.69	€	11.52	05/09/2024	11.52	11.33	11.52	11.44	11.441	170@11.43	7@11.45	---	---	16,711	203	191,193.71	1,031,511.62	9.85	13.47	40501010
103,423,291	0.570	--	--	--	01/08/2011	28/08/2024	---	GEK TERNA (CR)	17.42	-0.23	€	17.46	05/09/2024	17.46	17.28	17.5	17.42	17.372	10@17.40	691@17.42	---	---	52,618	392	914,078.82	1,801,633.73	12.98	18.24	50101010
382,000,000	2.48	--	--	0.25	22/07/2024	12/12/2001	---	PPC (CR)	11.69	0.52	₪	11.63	05/09/2024	11.47	11.42	11.7	11.69	11.626	11@11.68	12087@11.69	---	---	185,445	909	2,156,033.16	4,465,580.00	10.1	12.67	65101015
300,000,000	1.00	--	--	0.33	21/05/2024	07/02/2024	---	ATHENS INTL AIRPORT (CR)	7.86	-0.05	€	7.864	05/09/2024	7.81	7.81	7.87	7.86	7.85	2000@7.85	1641@7.86	---	---	52,108	580	409,060.61	2,358,000.00	7.3	9.56	50206060
914,715,153	1.00	--	--	0.3643	29/07/2024	29/08/2018	---	NATIONAL BANK (CR)	7.59	-1.30	€	7.69	05/09/2024	7.6	7.574	7.642	7.59	7.599	11412@7.59	2779@7.61	---	---	1,287,215	2,273	9,781,638.69	6,942,688.01	6.222	8.65	30101010
375,241,586	0.390	0.03	0.06	0.04	25/06/2024	14/07/2006	---	ELVALHALCOR (CR)	1.84	-1.08	€	1.86	05/09/2024	1.86	1.824	1.86	1.84	1.842	10@1.84	2300@1.85	---	---	82,574	244	152,063.20	690,444.52	1.63	2.435	55102015
348,192,005	0.040	--	--	--	05/07/2011	22/07/2024	---	ELLAKTOR (CR)	2.01	-0.74	€	2.025	05/09/2024	2.04	2.01	2.04	2.01	2.02	4900@2.01	200@2.03	---	---	76,127	198	153,803.42	699,865.93	1.77	2.84	50101010
60,348,000	0.420	0.1515	0.1565	0.2504	25/06/2024	04/08/2021	---	HELLENIC EXCHANGES-A.S.E. (CR)	4.66	-1.38	€	4.725	05/09/2024	4.72	4.64	4.75	4.66	4.712	500@4.66	240@4.72	---	---	100,123	274	471,798.10	281,221.68	4.27	5.92	30202015
106,500,000	0.600	0.28	0.02	0.1	22/07/2024	13/09/2021	---	EYDAP S.A. (CR)	5.65	0.18	₪	5.64	05/09/2024	5.62	5.6	5.65	5.65	5.63	2000@5.62	547@5.65	---	---	14,260	82	80,282.82	601,725.00	5.1	6.15	65102030
604,095,621	0.300	--	--	--	30/05/2013	10/10/2023	---	INTRALOT (CR)	1.18	--	₪	1.18	05/09/2024	1.168	1.166	1.18	1.18	1.173	13272@1.18	1200@1.18	---	---	115,207	169	135,191.58	712,832.83	1.014	1.294	40501020
110,782,980	0.750	0.9054	1.6299	1.8415	26/06/2024	04/11/2013	---	MOTOR OIL (CR)	22.28	0.45	₪	22.18	05/09/2024	21.92	21.92	22.28	22.28	22.129	30@22.26	2104@22.28	---	---	175,526	1,106	3,884,152.46	2,468,244.79	20.62	28.56	60101020
370,062,741	0.300	0.6	1	1.6123	29/04/2024	25/06/2024	---	OPAP (CR)	15.98	-0.12	€	16	05/09/2024	16	15.89	16.01	15.98	15.97	47@15.97	28843@15.98	---	---	275,174	1,050	4,394,620.26	5,913,602.60	14.4	17.35	40501020
412,693,573	2.83	0.8231	0.5888	0.7216	04/07/2024	18/06/1998	---	OTE (CR)	14.99	-1.06	€	15.15	05/09/2024	15.06	14.96	15.14	14.99	15.045	1748@14.97	100@15.00	---	---	160,934	716	2,421,195.37	6,186,276.66	12.76	15.27	15102015
1,250,367,223	0.930	--	--	0.0632	10/07/2024	14/04/2021	---	PIRAEUS FINANCIAL HOLD (CR)	3.981	-0.28	€	3.992	05/09/2024	3.992	3.95	3.992	3.981	3.976	1312@3.98	10@3.98	---	---	2,558,350	2,269	10,170,891.98	4,977,711.91	3.21	4.22	30101010
66,850,563	0.780	0.1493	0.1495	0.2313	02/05/2024	13/06/2018	---	GR. SARANTIS S.A. (CR)	11.1	2.02	₪	10.88	05/09/2024	10.98	10.92	11.24	11.1	11.026	276@10.98	2471@11.10	---	---	76,428	515	842,672.42	742,041.25	8.18	12.44	45201020
118,105,090	0.300	0.3411	0.3798	0.3821	08/07/2024	05/03/2020	---	TERNA ENERGY (CR)	19.25	-0.10	€	19.27	05/09/2024	19.29	19.24	19.29	19.25	19.26	865@19.24	10@19.27									

Number of Outstanding Securities	Nominal Value	Dividends [1]			Date of Last Coupon		Note	Shares	Closing price	% change	Previous closing price/date	Open price	Price min	Price max	Last price	Avg price	Last Bid [7]	Last Ask [7]	P/E after tax	Year	Volume	Trades	Transactions Value[8]	Company Mkt Value (thou. €)	Year low	Year high	Sector[4]	
		2021	2022	2023	Dividend [2]	Right																						
3,114,144	0.360	0.3427	0.2304	0.563	20/05/2024	02/06/2020	---	ALPHA TRUST HOLDINGS (CR)	8.68	0.23 P	8.66	05/09/2024	8.68	8.64	8.68	8.68	8.679	3@8.64	100@8.74	---	---	1,032	26	8,956.88	27,030.77	5.9	8.68	30202010
243,164,193	0.300	---	---	0.07	19/07/2024	05/12/2023	---	ATTICA HOLDINGS (CR)	2.43	---	2.43	05/09/2024	2.39	2.39	2.44	2.43	2.426	1602@2.41	5089@2.43	---	---	11,012	30	26,716.06	590,888.99	1.86	2.64	40501015
35,764,593	2.10	0.075	0.1046	0.1045	12/06/2024	25/11/2019	---	BRIQ PROPERTIES (CR)	1.98	1.02 P	1.96	05/09/2024	1.955	1.955	1.985	1.98	1.974	1300@1.97	2133@1.98	---	---	27,462	50	54,217.44	70,813.89	1.835	2.01	35102030
101,123,806	0.360	---	---	---	22/07/2010	28/06/2011	---	CENTRIC HOLDINGS (CR)	0.358	-0.56 E	0.36	05/09/2024	0.354	0.352	0.365	0.358	0.359	149@0.357	1801@0.358	---	---	27,911	29	10,026.38	36,202.32	0.31	0.467	40203040
784,500	10.00	0.3	---	0.5008	28/05/2024	31/07/2018	---	CNL CAPITAL (CR)	6.95	-0.71 E	7	05/09/2024	6.95	6.95	6.95	6.95	6.95	14@6.95	100@7.00	---	2022	6	2	41.70	5,452.28	6.6	9	30202010
10,567,700	0.300	---	---	---	06/10/2005	13/02/2002	---	CPI SA (CR)	0.664	1.22 P	0.656	05/09/2024	0.658	0.654	0.666	0.664	0.661	18@0.664	1700@0.666	---	---	29,750	28	19,668.29	7,016.95	0.586	0.99	10102030
18,680,300	0.050	---	---	---	06/07/2022	---	---	DIMAND (CR)	9.65	1.05 P	9.55	05/09/2024	9.6	9.5	9.65	9.65	9.616	1000@7.01	535@9.65	---	---	7,480	85	71,930.40	180,264.90	8	10.95	35101010
54,200,000	0.075	0.035	0.074	---	18/07/2023	23/11/2021	---	EPSILON NET (CR)	12	---	12	05/09/2024	12	12	12.02	12	12920544@12.00	3093@12.02	---	---	4,419	6	53,028.92	650,400.00	8.8	12.3	10101015	
52,131,944	1.00	0.1102	0.11	---	26/06/2024	23/07/2019	---	FOURLIS (CR)	3.89	-1.27 E	3.94	05/09/2024	3.99	3.885	3.99	3.89	3.916	241@3.89	76@3.94	---	---	17,631	113	69,039.92	202,793.26	3.41	4.37	40401010
48,003,921	0.400	---	---	---	30/08/1993	25/07/2024	---	IDEAL HOLDINGS (CR)	5.76	-1.03 E	5.82	05/09/2024	5.79	5.68	5.84	5.76	5.761	250@5.75	570@5.78	---	---	27,168	116	156,510.58	276,502.58	5.16	6.78	10102030
10,500,000	2.40	0.29	0.3	2.21	25/06/2024	02/04/2024	---	INTERCONTINENTAL (CR)	2.36	---	2.36	05/09/2024	2.34	2.34	2.38	2.36	2.362	201@2.34	702@2.36	4.06	2023	2,647	7	6,250.94	24,780.00	2.28	6.9	35102000
168,691,037	0.300	---	---	---	20/08/2007	28/11/2022	---	LAVIPHARM SA (CR)	0.832	0.24 P	0.83	05/09/2024	0.83	0.829	0.846	0.832	0.837	202@0.832	200@0.844	---	---	22,364	46	18,727.90	140,350.94	0.76	1.01	20103015
4,740,000	0.860	---	---	---	14/03/2003	---	---	LOGISMOS S.A. (CR)	1.42	-1.39 E	1.44	05/09/2024	1.36	1.36	1.42	1.42	1.411	7@1.42	1370@1.43	-(6)-	2023	1,446	12	2,039.85	6,730.80	1.13	1.48	10101015
17,120,280	0.940	0.06	---	---	01/07/2024	26/06/2023	---	LOULIS FOOD (CR)	2.55	-0.39 E	2.56	05/09/2024	2.57	2.5	2.57	2.55	2.539	200@2.52	21@2.55	---	---	1,448	19	3,676.62	43,656.71	2.39	3.09	45102020
4,419,616	1.58	---	0.1531	0.06	15/07/2024	04/03/2015	---	MEDICON S.A (CR)	2.51	-0.40 E	2.52	05/09/2024	2.49	2.41	2.52	2.5	2.512	309@2.41	3344@2.50	---	---	8,003	8	20,102.01	11,093.24	2.23	3.49	20102010
10,500,000	0.950	---	---	0.15	05/07/2024	21/07/2023	---	MEVACO SA (CR)	3.92	---	3.92	05/09/2024	---	---	---	---	---	1066@3.81	160@3.92	---	2022	---	---	---	41,160.00	3.62	4.32	55102015
153,908,095	0.870	---	---	---	02/08/2024	---	---	ORILINA PROPERTIES REIC (CR)	0.845	0.12 P	0.844	05/09/2024	0.844	0.84	0.849	0.841	0.844	1000@0.840	1156@0.845	---	---	20,097	40	16,971.77	130,052.34	0.7589	0.896	35102000
87,538,850	0.500	---	---	0.0304	06/06/2024	28/07/2021	---	PREMIA (CR)	1.2	1.01 P	1.188	05/09/2024	1.198	1.184	1.21	1.2	1.196	500@1.19	940@1.20	---	---	28,216	103	33,735.13	105,046.62	1.09	1.288	35102000
24,586,446	0.230	---	0.04	0.049	04/06/2024	08/06/2022	---	PROFILE SA (CR)	5.27	0.19 P	5.26	05/09/2024	5.26	5.18	5.37	5.27	5.284	50@5.22	390@5.27	---	---	86,031	314	454,561.20	129,570.57	3.925	5.43	10101010
107,222,688	0.440	(0.5667)	0.2	0.22	25/06/2024	16/03/2022	---	QUEST HOLDINGS (CR)	5.34	1.14 P	5.28	05/09/2024	5.28	5.25	5.34	5.34	5.288	200@5.28	1851@5.34	---	---	29,397	147	155,437.38	572,569.15	4.6	6.25	10101010
6,456,530	1.08	0.12	0.1314	0.16	22/07/2024	02/08/2010	---	SPACE HELLAS SA (CR)	6.6	0.30 P	6.58	05/09/2024	6.52	6.5	6.66	6.6	6.575	100@6.52	75@6.60	---	---	431	13	2,834.00	42,613.10	6	8.48	15101010
120,528,771	1.60	---	---	0.08	19/06/2024	10/11/2023	---	TRADE ESTATES REIC (CR)	1.63	---	1.63	05/09/2024	1.638	1.612	1.644	1.63	1.634	800@1.63	193@1.63	---	---	27,548	69	45,001.84	196,461.90	1.552	1.798	35102045
17,190,046	0.300	---	---	---	16/11/1992	04/12/2023	---	UNIBIOS (CR)	1.71	---	1.71	05/09/2024	1.67	1.67	1.72	1.71	1.691	300@1.68	597@1.71	---	---	5,977	33	10,106.82	29,394.98	1.08	1.81	50204000
32,413,681	0.370	---	---	---	15/07/2009	11/05/2000	---	ALUMIL (CR)	2.9	---	2.9	05/09/2024	2.92	2.85	2.92	2.9	2.866	100@2.88	488@2.90	---	---	1,401	17	4,015.74	93,999.67	2.48	3.18	55102035
3,628,761	3.44	0.5109	---	0.316	13/05/2024	19/07/2022	---	ANDROMEDA SA (CR)	6.54	0.31 P	6.52	05/09/2024	6.44	6.42	6.58	6.54	6.479	6@6.40	698@6.54	3.61	2023	3,040	20	19,695.14	23,732.10	6.26	7.1806	30204000
23,986,500	1.02	---	---	---	26/06/2009	26/08/2024	---	BIOKARPET S.A.(CR)	2	-1.48 E	2.03	05/09/2024	1.985	1.97	2	2	1.989	50@1.99	1197@2.00	---	---	4,203	16	8,360.75	47,973.00	1.91	3.13	50101035
6,325,000	0.600	0.19	0.153	0.145	15/07/2024	17/02/2014	---	VOYATZOGLOU (CR)	2.34	---	2.34	05/09/2024	---	---	---	---	---	100@2.24	1401@2.34	---	---	---	---	---	14,800.50	2.02	2.7	50205010
24,060,000	0.300	0.055	0.075	0.075	14/05/2024	01/07/2019	---	GEN. COMMERCIAL & IND.SA (CR)	1.575	1.61 P	1.55	05/09/2024	1.535	1.535	1.575	1.575	1.542	200@1.54	499@1.58	10.65	2023	300	4	462.50	37,894.50	1.325	1.95	50205010
15,878,748	0.480	---	---	---	10/07/2006	22/03/2004	---	DOMIKI KRITIS SA (CR)	3.285	0.77 P	3.26	05/09/2024	3.22	3.185	3.32	3.285	3.237	500@3.26	10@3.29	---	---	9,216	95	29,832.55	52,161.69	3.07	4.88	50101010
34,720,000	0.310	---	---	---	16/06/2010	01/08/2007	---	DROMEAS SA (CR)	0.318	0.95 P	0.315	05/09/2024	0.312	0.312	0.318	0.318	0.314	2000@0.308	476@0.318	---	---	1,250	6	392.64	11,040.96	0.288	0.398	40202015
13,673,200	0.420	---	---	---	18/07/2008	26/07/2001	---	EVROFARMA SA (CR)	1.63	0.62 P	1.62	05/09/2024	1.665	1.56	1.665	1.63	1.582	500@1.58	270@1.63	---	---	8,944	29	14,153.24	22,287.32	1.2	1.94	45102020
22,500,000	0.260	(0.0203)	(0.04)	(0.06)	08/07/2024	24/07/2024	---	EKTER SA (CR)	1.982	0.81 P	1.966	05/09/2024	1.966	1.966	2	1.982	1.982	1750@1.98	500@2.00	---	---	28,719	214	56,920.89	44,595.00	1.76	2.38	50101010
18,410,839	1.00	0.262	0.202	---	23/08/2023	10/09/2010	---	ELASTRON (CR)	2.14	-2.28 E	2.19	05/09/2024	2.11	2.1	2.16	2.14	2.113	100@2.11	550@2.18	---	---	3,069	60	6,485.08	39,399.20	1.98	2.84	55102010
23,828,130	0.500	0.0737	---	0.108	15/07/2024	17/02/2009	---	ELINOIL S.A. (CR)	2.09	---	2.09	05/09/2024	2.07	2.05	2.09	2.09	2.066	1123@2.06	1160@2.09	---	---	5,790	22	11,962.28	49,800.79	1.91	2.94	60101020
19,864,886	5.60	0.672	0.672	0.672	18/04/2024	02/07/2008	---	BANK OF GREECE (CR)	13.75	0.73 P	13.65	05/09/2024	13.65	13.6	13.75	13.75	13.696	685@13.65	152@13.80	---	---	3,441	41	47,127.95	273,142.18	13.2	15.85	30101010
26,730,187	0.520	0.1	0.12	---	29/06/2023	01/08/2017	---	ELTON SA (CR)	1.67	-1.77 E	1.7	05/09/2024	1.706	1.668	1.706	1.67	1.674	247@1.67	500@1.69	---	---	9,551	52	15,992.75	44,639.41	1.62	2.36	50205010
36,300,000	1.12	0.																										

Number of Outstanding Securities	Nominal Value	Dividends [1]			Date of Last Coupon		Note	Shares	Closing price	% change	Previous closing price/date	Open price	Price min	Price max	Last price	Avg price	Last Bid [7]	Last Ask [7]	P/E after tax	Year	Volume	Trades	Transactions Value[8]	Company Mkt Value (thou. €)	Year low	Year high	Sector[4]		
2021	2022	2023	Dividend [2]	Right																									
9,046,132	0.450	---	0.02	0.02	18/07/2024	13/10/2014	---	ILYDA S.A. (CR)	1.63	---	1.63	05/09/2024	1.59	1.58	1.635	1.63	1.607	848@1.60	600@1.64	11.69	2023	3,452	30	5,546.00	14,745.20	1.29	2.02	10101015	
3,417,600	0.100	0.016	0.016	0.016	04/07/2024	02/04/2024	---	INTERWOOD-XYLEMPORIA (PR)	0.39	---	0.39	05/09/2024	---	---	---	---	400@0.352	1000@0.390	---	---	---	---	---	15,139.75	0.252	0.595	50101020		
45,417,399	0.100	---	---	---	25/07/2008	02/04/2024	---	INTERWOOD-XYLEMPORIA (CR)	0.304	-1.93	€	0.31	05/09/2024	0.31	0.303	0.314	0.304	0.309	3400@0.304	1000@0.305	---	---	71,982	75	22,228.51	15,139.75	0.25	0.3917	50101020
18,567,912	0.590	0.24	---	0.16	03/07/2024	26/01/2021	---	INTERLIFE G.C.I.(CR)	4.9	-0.61	€	4.93	05/09/2024	4.91	4.8	4.91	4.9	4.87	100@4.88	998@4.92	6.64	2023	1,513	28	7,369.01	90,982.77	4.55	5.4	30302025
8,424,900	0.500	---	---	---	12/07/2010	04/07/2019	---	INTERTECH SA (CR)	1.25	0.81	P	1.24	05/09/2024	1.2	1.2	1.25	1.25	1.225	10@1.21	400@1.26	21.67	2023	1,250	12	1,531.55	10,531.13	1.065	1.485	50205010
19,804,134	0.150	---	---	---	01/07/2004	06/11/2017	---	KEKROPS SA (CR)	1.425	-0.70	€	1.435	05/09/2024	1.43	1.425	1.435	1.425	1.429	1025@1.43	250@1.46	-(6)-	2023	1,800	5	2,571.75	28,220.89	1.215	1.965	35101010
40,219,218	0.260	---	---	---	29/08/2022	10/06/2019	---	KLOUKINAS - LAPPAS SA (CR)	1.545	---	---	1.545	05/09/2024	1.55	1.51	1.55	1.545	1.525	1000@1.51	2209@1.55	---	---	6,100	10	9,300.00	62,138.69	1.3	1.825	50101010
11,510,102	0.890	---	---	---	24/06/2005	06/10/1999	---	NAFPAKTOS TEXTILE (CR)	0.92	1.10	P	0.91	05/09/2024	0.92	0.92	0.92	0.92	0.92	120@0.874	98@0.908	---	---	23	2	21.16	10,589.29	0.68	1.34	55101020
21,224,340	0.420	0.02	---	---	06/09/2022	25/04/2006	---	KORDELLOS BROS SA (CR)	0.467	1.30	P	0.461	05/09/2024	0.451	0.45	0.469	0.467	0.458	2000@0.454	991@0.467	---	2023	12,754	33	5,836.76	9,911.77	0.404	0.684	55102010
33,065,136	0.380	0.2001	0.2004	0.3506	22/08/2024	16/09/2013	---	KRI-KRI S.A. (CR)	12.35	0.41	P	12.3	05/09/2024	12.3	12.25	12.45	12.35	12.35	1000@12.30	645@12.45	12.65	2023	17,346	147	214,225.95	408,354.43	9.58	12.6	45102020
7,595,160	0.600	---	---	---	10/09/2019	18/08/2010	---	KIRIAKOULIS SHIPPING SA (CR)	1.135	-1.30	€	1.15	05/09/2024	1.13	1.13	1.15	1.14	1.134	66@1.13	717@1.14	---	---	2,517	4	2,853.04	8,620.51	0.95	1.65	40501015
6,200,000	0.500	---	---	---	22/06/2010	01/11/1995	---	MINERVA KNITWEAR (CR)	0.6	6.19	P	0.565	05/09/2024	0.6	0.6	0.6	0.6	0.6	500@0.550	213@0.575	---	---	5	1	3.00	3,720.00	0.456	0.98	40204020
5,939,268	0.620	---	---	---	10/07/2003	03/01/2002	---	LANAKAM SA (CR)	0.89	---	---	0.89	05/09/2024	0.84	0.84	0.89	0.89	0.851	165@0.850	98@0.890	---	---	326	7	277.29	5,285.95	0.825	1.18	40401020
30,150,000	0.360	0.0401	0.0908	0.122	28/05/2024	25/04/2019	---	MOTODYNAMICS S.A. (CR)	2.72	1.68	P	2.675	05/09/2024	2.64	2.6	2.72	2.72	2.642	500@2.61	297@2.72	---	---	18,107	84	47,838.95	82,008.00	2.12	3.34	40401030
43,200,000	1.00	0.0824	---	0.0383	19/08/2024	13/09/2023	---	MPL E KEDROS (CR)	3.57	---	---	3.57	05/09/2024	3.56	3.56	3.57	3.57	3.569	1000@3.54	100@3.58	---	---	4,200	24	14,988.00	154,224.00	3.2	3.58	35102000
8,321,682	0.670	---	---	---	17/08/2007	23/11/1999	---	N. LEVENTERIS (CR)	0.286	8.33	P	0.264	05/09/2024	0.244	0.244	0.29	0.286	0.248	1000@0.250	2568@0.252	---	2023	1,632	6	403.95	2,954.70	0.2	0.4	55102010
2,160,524	0.670	---	---	---	03/12/2018	23/11/1999	---	N. LEVENTERIS (PR)	0.266	3.91	P	0.256	05/09/2024	0.266	0.266	0.266	0.266	0.266	450@0.232	88@0.272	---	2023	96	3	25.54	2,954.70	0.222	0.41	55102010
126,431,958	2.50	---	---	0.025	19/06/2024	05/06/2024	---	NOVAL PROPERTY REIC (CR)	2.68	---	---	2.68	05/09/2024	2.68	2.62	2.68	2.68	2.643	10@2.67	899@2.68	---	---	13,376	60	35,352.36	338,837.65	2.5	2.82	35102045
10,080,000	3.00	1.5	1.45	1.3	14/05/2024	27/08/2001	---	TPA SA (CR)	20.7	-0.48	€	20.8	05/09/2024	20.7	20.7	20.7	20.7	20.7	222@20.70	5@20.90	---	---	103	3	2,132.10	208,656.00	20.2	23.5	50206060
25,000,000	2.00	0.628	1.04	1.336	29/07/2024	08/08/2003	---	P.P.A. S.A. (CR)	27	-1.28	€	27.35	05/09/2024	27.15	27	27.5	27	27.215	198@27.00	4@27.40	10.10	2023	6,298	119	171,398.85	675,000.00	23	28.8	50206060
4,971,466	1.46	---	---	---	04/07/2007	08/10/2003	---	PAIRIS SA (CR)	1.02	---	---	1.02	05/09/2024	0.998	0.972	1.025	1.02	1.001	80@0.990	398@1.02	---	---	1,637	40	1,639.28	5,070.90	0.96	1.71	50203030
27,098,594	0.540	0.05	0.0401	0.0702	19/04/2024	14/01/2021	---	PAPOUTSANIS (CR)	2.33	-0.85	€	2.35	05/09/2024	2.34	2.29	2.36	2.33	2.348	500@2.31	150@2.34	15.47	2023	69,346	47	162,837.32	63,139.72	2.2	2.73	45201020
7,070,400	0.930	0.3242	0.2593	0.8645	15/04/2024	06/05/2016	---	PETROPOULOS PETROS (CR)	8.14	0.25	P	8.12	05/09/2024	8.14	8.06	8.16	8.16	8.104	300@8.06	277@8.16	---	---	4,319	33	35,000.68	57,553.06	7.78	10.65	50206015
43,741,452	0.660	0.2723	0.2629	0.2388	03/06/2024	01/11/1999	---	THRACE PLASTICS SA (CR)	3.88	-0.64	€	3.905	05/09/2024	3.895	3.87	3.9	3.88	3.888	970@3.88	1047@3.93	---	---	21,032	81	81,770.88	169,716.83	3.77	4.595	50203015
21,912,599	0.300	---	0.048	0.0485	20/05/2024	23/02/2007	---	REVOIL (CR)	1.895	1.88	P	1.86	05/09/2024	1.845	1.845	1.9	1.895	1.873	355@1.86	500@1.90	---	---	8,471	42	15,867.46	41,524.38	1.49	2.15	60101020
13,582,223	1.35	---	---	---	24/06/2008	02/02/2016	---	SIDMA STEEL (CR)	1.685	0.60	P	1.675	05/09/2024	1.68	1.68	1.69	1.69	1.683	400@1.62	90@1.69	---	---	556	5	935.74	22,886.05	1.465	2.4	55102010
40,693,350	5.00	---	---	---	03/07/2006	26/05/2015	---	TECHNICAL OLYMPIC SA (CR)	2.47	---	---	2.47	05/09/2024	2.43	2.41	2.48	2.47	2.437	2000@2.46	990@2.47	---	---	8,294	57	20,215.85	100,512.57	2.25	3.05	40202010
3,048,000	0.300	---	---	---	06/07/2007	01/06/2021	---	TZIRAKIAN PROFIL (CR)	1.48	4.59	P	1.415	05/09/2024	1.43	1.43	1.48	1.48	1.458	150@1.42	295@1.49	---	2023	1,283	12	1,870.25	4,511.04	1.225	1.925	55102010

Main Market - Low Liquidity Class

14,000,000	1.95	3.42	0.26	0.26	05/08/2024	26/03/2024	---	ALPHA REAL ESTATE (CR)	6.88	-1.71	€	7	05/09/2024	6.62	6.62	7	7	6.887	2@6.98	275@7.00	---	---	157	7	1,081.32	96,320.00	6.22	11.75	35101015
50,014,177	0.050	---	---	---	04/06/2008	27/03/2023	---	ATTICA BANK S.A. (CR)	9.82	-4.66	€	10.3	05/09/2024	10.35	9.74	10.35	9.82	9.909	140@9.80	50@9.98	---	---	5,049	105	50,032.78	491,139.22	7.8	15	30101010
178,157,803	0.040	---	---	---	01/07/2008	21/02/2020	---	AVE (CR)	0.443	---	---	0.443	05/09/2024	---	---	---	---	---	500@0.440	200@0.447	---	---	---	---	---	78,923.91	0.42	0.542	40301010
11,869,224	0.540	0.136	0.15	0.15	02/07/2024	30/08/2019	---	FLEXOPACK SA (CR)	7.9	3.95	P	7.6	05/09/2024	7.9	7.9	7.9	7.9	7.9	30@7.65	970@7.90	---	---	1,080	4	8,532.00	93,766.87	7.5	8.65	50203030
468,700	3.42	4.06	2.8	13/06/2024	21/05/2004	---	MERMEREN KOMB. A.D. PR. (GDR)	40	-7.41	€	43.2	05/09/2024	40.2	40	40.2	40	40.1	90@41.00	32@44.20	1.37	2023	50	2	2,005.00	18,748.00	38	50	55102000	
31,317,025	0.400	---	---	---	26/04/2007	10/05/2023	---	MIG (CR)	3.51	---	---	3.51	05/09/2024	3.48	3.48	3.48	3.48	3.48	17@3.48	439@3.51	---	---	183	2	636.84	109,922.76	3.3	4.9	30202000
244,737,498	0.500	0.02	0.03	0.02	05/07/2024	28/12/2023	---	TRASTOR REAL EST. INV. CO.(CR)	1.11	---	---	1.11	05/09/2024	---	---	---	---	---	2000@1.10	469@1.20	---	---	---	---	---	271,658.62	1.1	1.42	35102000
13,000,000	0.650	---	---	---	01/08/2007	07/04/2000	5093	AKRITAS SA (CR)	0.81	---	---	0.81</																	

Daily Official List

Year: 145 Trading Day No: 169

Section 2: Analytic Figures of Shares Transactions

Friday, 6 September, 2024

Number of Outstanding Securities	Nominal Value	Dividends [1]			Date of Last Coupon		Note	Shares	Closing price	% change	Previous closing price/date	Open price	Price min	Price max	Last price	Avg price	Last Bid [7]	Last Ask [7]	P/E after tax	Year	Volume	Trades	Transactions Value[8]	Company Mkt Value (thou. €)	Year low	Year high	Sector[4]		
		2021	2022	2023	Dividend [2]	Right																							
18,810,000	0.400	---	---	---	08/07/2010	14/11/2007	---	VARVERIS - MODA BAGNO SA (CR)	3.84	-4.00	€	4	05/09/2024	3.8	3.8	4.04	3.82	3.878	80@3.81	200@3.92	---	---	760	9	2,947.60	72,230.40	1.9	4.07	40401025
15,000,000	0.300	---	---	---	06/07/2007	18/07/2000	---	DAIOS PLASTICS SA (CR)	3.28	---	↘	3.28	05/09/2024	---	---	---	---	---	77@3.12	262@3.28	---	---	---	---	---	49,200.00	3.04	4.18	50203015
3,307,500	0.210	---	0.4	---	13/10/2023	30/11/2022	---	ELVE SA (CR)	5.75	---	↘	5.75	05/09/2024	---	---	---	---	---	41@5.60	440@5.75	10.74	2023	---	---	---	19,018.13	4.7	5.85	40204020
86,735,980	0.310	---	---	0.02	22/07/2024	07/09/2023	---	ATHENS MEDICAL CENTER SA (CR)	1.595	1.59	Ⓟ	1.57	05/09/2024	1.595	1.515	1.595	1.595	1.555	2@1.54	42@1.59	---	---	1,614	14	2,510.49	138,343.89	1.45	2.03	20101025
2,760,000	11.83	11	11.8	12.4	03/06/2024	16/07/1990	---	KARELIA (CR)	334	-1.77	€	340	05/09/2024	334	334	334	334	334	31@334.00	23@340.00	---	---	31	5	10,354.00	921,840.00	324	350	45103010
6,700,000	0.800	0.047	0.047	0.047	23/07/2024	29/05/2014	---	MILLS KEPENOS (CR)	1.6	---	↘	1.6	05/09/2024	---	---	---	---	---	44@1.60	25@1.75	17.18	2023	---	---	---	10,720.00	1.5	2.26	45102020
18,017,472	0.360	---	---	---	09/09/2022	28/08/2017	---	KTIMA KOSTAS LAZARIDIS SA (CR)	1.83	---	↘	1.83	05/09/2024	---	---	---	---	---	280@1.75	1742@1.83	---	---	---	---	---	32,971.97	1.6	1.9	45101015
21,364,000	1.12	---	0.4	---	21/08/2023	08/03/2023	---	LAMPASA HOTEL SA (CR)	37.2	-0.54	€	37.4	05/09/2024	37	37	37.4	37.4	37.154	65@36.60	65@37.60	---	---	391	12	14,527.40	794,740.80	28.4	39.8	40501025
9,819,370	0.500	---	---	---	14/08/2007	09/01/2004	---	MATHIOS REFRACTORY SA (CR)	0.722	---	↘	0.722	05/09/2024	0.722	0.712	0.722	0.712	0.715	25@0.702	141@0.712	---	---	85	5	60.78	7,089.59	0.638	1.3	55101000
32,188,050	1.04	---	---	---	21/07/2008	20/01/2000	---	MOUZAKIS (CR)	0.62	---	↘	0.62	05/09/2024	---	---	---	---	---	150@0.600	160@0.650	---	---	---	---	---	19,956.59	0.595	0.92	55101020
6,340,000	0.600	0.17	0.1	0.2	11/12/2023	11/01/2024	---	NAKAS MUSIC	2.74	-4.86	€	2.88	05/09/2024	2.62	2.62	2.88	2.72	2.785	25@2.74	65@2.82	---	---	474	15	1,320.02	17,371.60	2.5	3.16	40401030
27,379,200	0.980	---	0.45	0.5001	01/08/2024	29/08/2022	---	CRETE PLASTICS SA (CR)	14.4	---	↘	14.4	05/09/2024	---	---	---	---	---	231@14.40	425@15.00	---	---	---	---	---	394,260.48	14.2	16.4	50203015
255,494,534	2.71	0.279	0.255	0.247	14/06/2024	30/09/2021	---	PRODEA (CR)	7.15	---	↘	7.15	05/09/2024	6.55	6.55	6.55	6.55	6.55	250@6.55	415@6.90	---	---	250	1	1,637.50	1,826,785.92	6.5	8	35102000
4,181,450	0.500	---	---	---	21/08/2000	05/03/2002	---	FLOUR MILLS SARANTOPOULOS SA	1.07	---	↘	1.07	05/09/2024	1.05	1.05	1.17	1.15	1.057	8@1.05	128@1.15	---	---	392	3	414.20	4,474.15	0.965	1.17	45102020
8,340,750	1.16	---	---	---	25/06/2009	17/09/2018	---	HAIDEMENOS SA (CR)	0.64	---	↘	0.64	05/09/2024	---	---	---	---	---	90@0.605	500@0.700	---	2023	---	---	---	5,338.08	0.555	0.92	50205030

Exchange Traded Funds (ETFs)

971,502	---	---	---	---	15/06/2016	---	ALPHA ETF FTSE Athex Large Cap	34.9	-0.40	€	35.04	05/09/2024	34.94	34.79	34.94	34.9	34.908	500@34.90	500@35.08	---	---	3,431	28	119,768.19	---	31.58	38	12003
---------	-----	-----	-----	-----	------------	-----	--------------------------------	------	-------	---	-------	------------	-------	-------	-------	------	--------	-----------	-----------	-----	-----	-------	----	------------	-----	-------	----	-------

Surveillance

89,078,604	0.040	---	---	---	07/07/2010	16/01/2024	5160	FRIGOGLASS SA (CR)	0.218	5.82	Ⓟ	0.206	05/09/2024	0.208	0.208	0.218	0.218	0.213	7500@0.210	1390@0.218	---	2023	39,910	19	8,499.88	19,419.14	0.2	0.44	50204000		
13,191,620	0.620	---	---	---	04/08/2010	09/09/2002	5232	YALCO - CONSTANTINOU (CR)	0.162	---	↘	0.162	05/09/2024	---	---	---	---	---	---	---	---	---	---	---	---	---	2,137.04	0.146	0.208	40202020	
17,579,754	4.16	---	---	---	18/08/2006	02/08/2010	---	BIOTER SA (CR)	0.232	---	↘	0.232	05/09/2024	0.232	0.232	0.232	0.232	0.232	9369@0.232	2500@0.254	---	---	250	1	58.00	4,078.50	0.2	0.436	50101010		
54,654,600	0.050	---	---	---	01/07/1998	30/12/2022	5275	VIS SA (CR)	0.142	---	↘	0.142	05/09/2024	---	---	---	---	---	500@0.142	---	---	2023	---	---	---	---	---	7,760.95	0.14	0.288	50203030
51,754,364	0.300	---	---	---	23/12/2003	24/01/2007	5197	SELECTED TEXT. IND. ASSOC (CR)	0.119	-0.83	€	0.12	05/09/2024	0.11	0.11	0.119	0.119	0.118	566@0.119	6600@0.130	---	---	10,186	6	1,205.37	6,158.77	0.108	0.164	55101020		
15,842,391	1.51	---	---	---	15/07/2009	12/05/2000	5141	BITROS HOLDING SA (CR)	0.68	4.61	Ⓟ	0.65	05/09/2024	0.68	0.68	0.68	0.68	0.68	294@0.680	500@0.710	---	---	4,706	5	3,200.08	10,772.83	0.41	0.755	55102010		
24,319,250	0.300	---	---	---	09/07/2002	04/07/2007	5165	PROODEFTIKH SA (CR)	0.216	---	↘	0.216	05/09/2024	0.216	0.216	0.216	0.216	0.216	1000@0.200	10000@0.218	---	---	10,710	4	2,313.36	5,252.96	0.2	0.4	50101010		
28,438,268	0.070	---	---	---	21/08/2006	24/11/1999	5253	SPIROY AGRICULTURE SA (CR)	0.132	---	↘	0.132	05/09/2024	0.14	0.14	0.14	0.14	0.14	2000@0.130	500@0.140	---	---	500	1	70.00	3,753.85	0.118	0.252	45102010		
1,011,000	1.00	---	---	---	01/07/2004	11/12/2012	5193	TRIA ALFA SA (CR)	4.78	---	↘	4.78	05/09/2024	4.78	4.78	4.78	4.78	4.78	171@4.38	90@4.76	---	2023	10	1	47.80	4,832.58	4.78	8.95	55101020		

Suspension Status

12,417,000	0.310	---	---	---	27/08/2019	28/08/2017	5233	MLS MULTIMEDIA SA (CR)	0.57	---	↘	0.57	12/05/2020	---	---	---	---	---	---	---	---	---	---	---	---	---	7,077.69	0.57	0.57	10101015
65,326,268	0.530	---	---	---	04/07/2007	19/07/2006	4750	SATO SA (CR)	0.028	---	↘	0.028	05/09/2024	---	---	---	---	---	10000@0.028	---	---	---	---	---	---	---	1,829.14	0.027	0.067	40202015
3,961,300	1.28	---	---	---	29/06/2004	03/08/2000	5248	DUROS SA (CR)	0.25	---	↘	0.25	24/04/2023	---	---	---	---	---	---	---	---	---	---	---	---	---	990.33	0.25	0.25	40204020
10,203,575	0.730	---	---	---	16/07/2007	18/10/1999	---	FIERATEX SA (CR)	0.359	---	↘	0.359	30/04/2024	---	---	---	---	---	---	---	---	---	---	---	---	---	3,663.08	0.335	0.538	55101020

Shares' Notes

Code	Note text
()	- Adjusted dividends.
*	- Last adjusted closing price.
[1]	- Net dividends.
[2]	- The "Date of Last Coupon" for New listings refers to the date company's stocks started to trade in Athex
[3]	- The Company Market Value is referred to the number of outstanding shares
[4]	- Sectors codification can be found in Appendix A
[5]	- The Market Value refers to the total number of shares listed (including their several classes) in the exchange by the company.
[6]	- P/E greater than 100
[7]	- Last view of the Order Book before the end of the trading session
[8]	- All Blocks Methods' Transactions Value are included.
4750	- Transfer to the Under Surveillance Category from 8/4/2011.
5093	- Transfer to the Surveillance Category as of 8/4/2015.
5141	- Transfer to the Surveillance Category as of 10/05/2017.
5160	- Transfer to the Surveillance Category as of 15/04/2016.
5165	- Transfer to the Surveillance Category as of 15/02/2018.
5193	- Transfer to the Surveillance Category as of 25/10/2018.
5197	- Transfer to the Surveillance Category as of 07/11/2018.
5232	- Transfer to the Under Surveillance Category from 08/04/2011.
5233	- Suspension of trading as of 13/05/2020.
5248	- Transfer to the Surveillance Category as of 06/09/20116.
5253	- Transfer to the Surveillance Category as of 14/5/2021.
5275	- Transfer to the Surveillance Category as of 09/07/2020.

Securities Blocks Details

Securities	Block Volume	Price	Block Trade Value	Time of approval	Note
PIRAEUS FINANCIAL HOLD (CR)	260,000	3.97	1,032,200.00	10:56:10	20
PIRAEUS FINANCIAL HOLD (CR)	300,000	3.98	1,193,100.00	11:11:07	20
NATIONAL BANK (CR)	69,049	7.61	525,600.99	12:22:40	20
PAPOUTSANIS (CR)	40,000	2.35	94,000.00	13:27:07	20
OPAP (CR)	50,000	15.97	798,500.00	14:13:38	20
ALPHA SERVICES HOLD (CR)	200,000	1.56	312,000.00	14:15:40	20
OPAP (CR)	44,000	15.97	702,460.00	14:19:08	20
PIRAEUS FINANCIAL HOLD (CR)	216,000	3.97	857,952.00	14:37:11	20
ADMIE (IPTO) HOLDING S.A. (CR)	100,000	2.20	220,000.00	14:54:49	20
EUROBANK HOLDINGS (CR)	287,884	2.03	584,404.52	15:28:01	20
EUROBANK HOLDINGS (CR)	200,000	2.03	406,000.00	15:28:39	20
ALPHA SERVICES HOLD (CR)	250,000	1.56	390,250.00	16:04:26	20
TERNA ENERGY (CR)	300,000	19.26	5,778,000.00	16:30:08	20
PIRAEUS FINANCIAL HOLD (CR)	200,000	3.98	795,000.00	16:31:26	20

Blocks Notes

9 - Method 6-1 / Special Fees

10 - Method 6-1 / Special Fees, SDS

14 - Method 6-3 / Settlement, Incomplete Buy and Sell

18 - Method 6-2 / SPOT 1

19 - Method 6-2 / SPOT 2

20 - Method 6-1 and Method 6-1 Same Day Settlement

21 - Other Pre-agreed

Shares Rights Details

Occurred date	Exercise from	Exercise until	Trading until	Rights	Price min	Price max	Closing price	Last Bid	Last Ask	Volume	Trades	Transactions Value
---------------	---------------	----------------	---------------	--------	-----------	-----------	---------------	----------	----------	--------	--------	--------------------

No Rights Transactions.

Forced Sales Details

Securities	Category of Security	Transactions Volume	Number of Trades	Transactions Value	Note
------------	----------------------	------------------------	---------------------	-----------------------	------

No Forced Transactions.

Forced Sales Notes

- 1 - Compulsory Public Forced Sales
- 2 - Forced Sales of Fixed Registered Shares
- 3 - Forced Sales of Remaining Fractional Shares

Exchange Traded Funds (ETFs) Characteristics

	Transactions Date (T)	Creation / Redemption	Units (T-1)	New Units (T-1)	Redemption Units (T-1)	Units (T) [1]	Fund Assets [2]	Net Unit Price	Dividend per Unit	Dividend Date
ALPHA ETF FTSE Athex Large Cap	06/09/2024	5,000	971,502	---	---	971,502	34,094,710.00	35.0948	1.35	01/07/2024

ETFs Notes

[1] - Units (T) = Units (T-1) + New Units (T-1) - Redemption Units (T-1)

[2] - The Creation / Redemption Units of T-1 are included.

Non Convertible Corporate Bonds - Regulated Market

Num Listed Bonds	Nominal price	Issue price	Today's Rate	Exp. Date	Duration (years)	Note	Coupon		Trading Unit	Corporate Bonds	Accrued Int.	Yield.T.Mat	Price min	Price max	Closing price	Previous closing price/date	Volume	Transactions Value	Last order		ear min	Year max		
							Common	Preferred											Price	Buy / Sell			Date	
230,000	1,000.00	1,000.00	4.70	12/07/2029	7	---	5	---	1	LAMDA DEVELOPMENT S.A. (Non convertible)	7.8333	3.8450	101.1000	102.0000	101.9000	101.9800	05/09/2024	56,000	57,248.07	101.7000	B	36/09/2024	97.0000	102.4000
320,000	1,000.00	1,000.00	3.40	21/07/2027	7	---	9	---	1	LAMDA DEVELOPMENT S.A. (Non Convertible)	4.7222	3.9080	97.2000	97.3200	97.2162	97.0310	05/09/2024	130,000	126,994.90	96.4003	B	36/09/2024	92.0000	98.4500
200,000	1,000.00	1,000.00	2.10	27/10/2027	7	---	8	---	1	O.P.A.P. S.A. (Non Convertible)	7.8167	3.5880	94.2600	95.3294	94.9054	94.6710	05/09/2024	89,000	85,161.47	94.3000	B	36/09/2024	90.5800	96.6000
200,000	1,000.00	1,000.00	1.90	23/03/2028	7	---	7	---	1	MOTOR OIL CORINTH REFINERIES SA (Non Convertible)	8.8667	3.4740	94.0001	94.3900	94.2318	94.2000	05/09/2024	11,000	10,463.03	94.0010	B	36/09/2024	90.8477	94.5000
100,000	1,000.00	1,000.00	2.70	25/05/2026	5	---	7	---	1	COSTAMARE PARTICIPATIONS PLC (Non Convertible)	7.9500	4.1170	97.1000	97.1000	97.1000	97.3380	05/09/2024	1,000	978.95	97.1500	B	36/09/2024	94.2567	99.2686
300,000	1,000.00	1,000.00	2.30	20/07/2028	7	---	7	---	1	PRODEA REIC S.A.(Non Convertible)	3.1944	4.4140	91.8500	92.0500	91.8500	92.0300	05/09/2024	26,000	23,996.56	91.8500	B	36/09/2024	86.1234	92.3500
150,000	1,000.00	1,000.00	2.65	22/10/2026	5	---	6	---	1	CPLP SHIPPING HOLDINGS PLC (Non Convertible)	10.3792	4.3420	96.0000	96.0995	96.0040	96.0800	05/09/2024	25,000	24,265.40	89.0000	B	36/09/2024	93.0000	97.0000
250,000	1,000.00	1,000.00	2.45	16/11/2028	7	---	6	---	1	ELVALHALCOR S.A. (Non Convertible)	7.9625	4.0130	93.0401	93.9797	93.3000	93.2750	05/09/2024	47,000	44,228.03	93.1100	B	36/09/2024	88.4206	97.3000
120,000	1,000.00	1,000.00	2.65	06/12/2028	7	---	6	---	1	NOVAL PROPERTY REIC (Non Convertible)	7.0667	3.9860	93.5000	95.0000	94.0000	94.7330	05/09/2024	35,000	33,129.93	93.5001	B	36/09/2024	88.5000	95.2731
500,000	1,000.00	1,000.00	2.75	03/07/2027	7	---	9	---	1	GEK TERNA S.A. (Non Convertible)	5.2708	3.7830	96.0001	96.3000	96.1946	96.1490	05/09/2024	456,000	441,050.70	96.1800	B	36/09/2024	91.5500	96.3000
100,000	1,000.00	1,000.00	2.95	11/02/2027	5	---	6	---	1	SAFE BULKERS PARTICIPATIONS PLC (Non Convertible)	2.3764	3.9760	97.0000	97.1000	97.0077	97.0000	05/09/2024	13,000	12,641.89	97.0000	B	36/09/2024	92.0000	97.1000
120,000	1,000.00	1,000.00	3.95	04/04/2025	7	---	13	---	1	GEK TERNA S.A. (Non Convertible)	17.4458	4.1180	---	---	---	99.3000	05/09/2024	---	---	99.4010	B	36/09/2024	98.1282	100.1000
100,000	1,000.00	1,000.00	4.40	26/07/2029	7	---	5	---	1	CPLP SHIPPING HOLDINGS PLC (Non Convertible)	5.6222	4.0780	99.5010	99.9500	99.7401	99.6000	05/09/2024	15,000	15,045.35	99.4015	B	36/09/2024	95.0948	100.5000
199,375	1,000.00	1,000.00	3.60	12/03/2026	7	---	11	---	1	AEGEAN AIRLINES S.A. (Non Convertible)	18.2000	3.2690	99.5000	99.5400	99.5255	99.4490	05/09/2024	11,000	11,148.00	99.0001	B	36/09/2024	97.1458	99.6000
150,000	1,000.00	1,000.00	2.60	22/10/2026	7	---	10	---	1	TERNA ENERGY FINANCE S.A. (Non Convertible)	10.1833	3.9250	---	---	---	96.3630	05/09/2024	---	---	96.3610	B	36/09/2024	92.8293	97.9000
200,000	1,000.00	1,000.00	4.25	23/01/2029	5	---	2	---	1	AUTOHELLAS S.A. (Non Convertible)	5.7847	3.8820	100.7500	101.0000	101.0000	100.1200	05/09/2024	41,000	41,572.17	100.5000	B	36/09/2024	97.5000	101.0000
130,000	1,000.00	1,000.00	6.00	27/02/2029	5	---	2	---	1	INTRALOT S.A. (Non Convertible)	2.3333	5.3470	101.7000	101.8000	101.7604	101.5000	05/09/2024	54,000	55,076.60	101.3500	B	36/09/2024	100.0050	101.9000
100,000	1,000.00	1,000.00	2.80	25/01/2027	5	---	6	---	1	PREMIA S.A. (Non Convertible)	3.6556	4.6170	---	---	---	95.3000	05/09/2024	---	---	95.1101	B	36/09/2024	90.9974	97.8048

Corporate Bonds Notes

Transactions Volume = (Pieces) * (Nominal Price). Transactions Value = (Pieces) * (Nominal Price) * (price %) + (Accrued interest).

The price of a Bond is stated as a percentage (%) of Bond's Nominal Price.

Nominal Price in Euros (€), except if it is noted differently.

Non Convertible Corporate Bonds - Regulated Market

Num Listed Bonds	Nominal price	Issue price	Today's Rate	Exp. Date	Duration (years)	Note	Coupon		Trading Unit	Corporate Bonds	Accrued Int.	Yield.T.Mat	Price min	Price max	Closing price	Previous closing price/date	Volume	Transactions Value	Last order		ear min	Year max		
							Common	Preferred											Price	Buy / Sell			Date	
500,000	1,000.00	1,000.00	4.00	10/07/2030	7	---	3	---	1	METLEN ENERGY & METALS S.A. (Non Convertible)	6.8889	3.5960	100.9300	101.3800	101.1477	101.0100	05/09/2024	344,000	350,317.85	101.1800	B	06/09/2024	98.3001	101.5000
100,000	1,000.00	1,000.00	5.50	15/12/2028	5	---	2	---	1	IDEAL HOLDINGS S.A. (Non Convertible)	12.9861	4.3220	103.6599	103.6599	103.6599	103.4500	05/09/2024	1,000	1,049.59	103.2000	B	06/09/2024	100.6502	104.1000
300,000	1,000.00	1,000.00	2.30	14/12/2028	7	---	6	---	1	GEK TERNA S.A. (Non Convertible)	5.6222	4.5570	90.5002	90.8400	90.7806	90.8700	05/09/2024	280,000	255,759.92	90.7701	B	06/09/2024	86.5021	92.7400

Corporate Bonds Notes

Transactions Volume = (Pieces) * (Nominal Price). Transactions Value = (Pieces) * (Nominal Price) * (price %) + (Accrued interest).

The price of a Bond is stated as a percentage (%) of Bond's Nominal Price.

Nominal Price in Euros (€), except if it is noted differently.

Government Bonds

Number Listed Bonds	Nominal price	Today's Rate	Accrued Interest Calc	Exp. Date [1]	Duration (years)	Note	Coupons Date	Curr. coupon value	Trading Unit	Government Bonds	Price min	Price max	Closing price	Previous closing price/date	Volume	Transactions Value	Price	Last order Buy / Sell	Date
3,000,000	1,000.00	4.13	Actual/Actual	15/06/2054	30	---	15/06	4.13	1	GGB-FXD-150654-30Y-4.125-1.000	---	---	---	---	---	---	---	---	---
4,700,000	1,000.00	1.88	Actual/Actual	04/02/2035	15	---	04/02	1.88	1	GGB-FXD-040235-15Y-1.875-1.000	---	---	---	---	---	---	---	---	---
6,000,000	1,000.00	0.75	Actual/Actual	18/06/2031	10	---	18/06	0.75	1	GGB-FXD-180631-10Y-0.750-1.000	---	---	---	---	---	---	---	---	---
3,600,000	1,000.00	3.88	Actual/Actual	15/06/2028	5	---	15/06	3.88	1	GGB-FXD-150628-05Y-3.875-1.000	---	---	---	---	---	---	---	---	---
5,962,747,327	1.00	3.75	Actual/Actual	30/01/2028	10	---	/02 - 01/02 - 31/	3.75	1	GGB-FXD-300128-10Y-3.750-1.000	---	---	---	85.4610 13/07/2018	---	---	1.0000	B	28/11/2018
7,067,309,386	1.00	3.90	Actual/Actual	30/01/2033	15	---	/02 - 01/02 - 31/	3.90	1	GGB-FXD-300133-15Y-3.900-1.000	---	---	---	78.6730 13/07/2018	---	---	1.0000	B	28/11/2018
5,622,848,349	1.00	4.00	Actual/Actual	30/01/2037	19	---	/02 - 01/02 - 31/	4.00	1	GGB-FXD-300137-19Y-4.000-1.000	---	---	---	77.0370 13/07/2018	---	---	1.0000	B	28/11/2018
5,476,770,669	1.00	4.20	Actual/Actual	30/01/2042	24	---	/02 - 01/02 - 31/	4.20	1	GGB-FXD-300142-24Y-4.200-1.000	---	---	---	77.7640 13/07/2018	---	---	1.0000	B	28/11/2018
4,450,000	1,000.00	3.38	Actual/Actual	15/06/2034	10	---	15/06	3.38	1	GGB-FXD-150634-10Y-3.375-1.000	---	---	---	---	---	---	---	---	---
40,248,141	1.00	4.30	Actual/Actual	24/02/2025	13	---	24/02	4.30	1	GGB-FXD-240225-13Y-2.000-1.000	---	---	---	10.0000 22/06/2015	---	---	---	---	---
59,586,043	1.00	4.30	Actual/Actual	24/02/2026	14	---	24/02	4.30	1	GGB-FXD-240226-14Y-2.000-1.000	---	---	---	10.0000 22/06/2015	---	---	---	---	---
41,118,344	1.00	4.30	Actual/Actual	24/02/2027	15	---	24/02	4.30	1	GGB-FXD-240227-15Y-2.000-1.000	---	---	---	10.0000 22/06/2015	---	---	---	---	---
45,137,734	1.00	4.30	Actual/Actual	24/02/2028	16	---	24/02	4.30	1	GGB-FXD-240228-16Y-2.000-1.000	---	---	---	10.0000 22/06/2015	---	---	---	---	---
61,768,888	1.00	4.30	Actual/Actual	24/02/2029	17	---	24/02	4.30	1	GGB-FXD-240229-17Y-2.000-1.000	---	---	---	10.0000 22/06/2015	---	---	---	---	---
54,567,744	1.00	4.30	Actual/Actual	24/02/2030	18	---	24/02	4.30	1	GGB-FXD-240230-18Y-2.000-1.000	---	---	---	10.0000 22/06/2015	---	---	---	---	---
37,541,515	1.00	4.30	Actual/Actual	24/02/2031	19	---	24/02	4.30	1	GGB-FXD-240231-19Y-2.000-1.000	---	---	---	10.0000 22/06/2015	---	---	---	---	---
37,558,317	1.00	4.30	Actual/Actual	24/02/2032	20	---	24/02	4.30	1	GGB-FXD-240232-20Y-2.000-1.000	---	---	---	10.0000 22/06/2015	---	---	---	---	---
37,473,732	1.00	4.30	Actual/Actual	24/02/2033	21	---	24/02	4.30	1	GGB-FXD-240233-21Y-2.000-1.000	---	---	---	10.0000 22/06/2015	---	---	---	---	---
33,888,293	1.00	4.30	Actual/Actual	24/02/2034	22	---	24/02	4.30	1	GGB-FXD-240234-22Y-2.000-1.000	---	---	---	10.0000 22/06/2015	---	---	---	---	---
35,177,800	1.00	4.30	Actual/Actual	24/02/2035	23	---	24/02	4.30	1	GGB-FXD-240235-23Y-2.000-1.000	---	---	---	10.0000 22/06/2015	---	---	---	---	---
35,547,268	1.00	4.30	Actual/Actual	24/02/2036	24	---	24/02	4.30	1	GGB-FXD-240236-24Y-2.000-1.000	---	---	---	10.0000 22/06/2015	---	---	---	---	---
40,246,306	1.00	4.30	Actual/Actual	24/02/2037	25	---	24/02	4.30	1	GGB-FXD-240237-25Y-2.000-1.000	---	---	---	10.0000 22/06/2015	---	---	---	---	---
37,643,952	1.00	4.30	Actual/Actual	24/02/2038	26	---	24/02	4.30	1	GGB-FXD-240238-26Y-2.000-1.000	---	---	---	10.0000 22/06/2015	---	---	---	---	---
36,977,100	1.00	4.30	Actual/Actual	24/02/2039	27	---	24/02	4.30	1	GGB-FXD-240239-27Y-2.000-1.000	---	---	---	10.0000 22/06/2015	---	---	---	---	---
41,615,000	1.00	4.30	Actual/Actual	24/02/2040	28	---	24/02	4.30	1	GGB-FXD-240240-28Y-2.000-1.000	---	---	---	10.0000 22/06/2015	---	---	---	---	---
42,227,208	1.00	4.30	Actual/Actual	24/02/2041	29	---	24/02	4.30	1	GGB-FXD-240241-29Y-2.000-1.000	---	---	---	10.0000 22/06/2015	---	---	---	---	---
68,288,487	1.00	4.30	Actual/Actual	24/02/2042	30	---	24/02	4.30	1	GGB-FXD-240242-30Y-2.000-1.000	---	---	---	10.0000 22/06/2015	---	---	---	---	---
4,250,000	1,000.00	3.88	Actual/Actual	12/03/2029	10	---	12/03	3.88	1	GGB-FXD-120329-10Y-3.875-1.000	---	---	---	---	---	---	100.0000	B	15/10/2019
4,500,000	1,000.00	0.00	Actual/Actual	12/02/2026	5	---	12/02	0.00	1	GGB-FXD-120226-05Y-3.000-1.000	---	---	---	---	---	---	---	---	---
2,209,163	1,000.00	3.38	Actual/Actual	15/02/2025	7	---	15/02	3.38	1	GGB-FXD-150225-07Y-3.375-1.000	---	---	---	---	---	---	---	---	---
964,000	1,000.00	3.25	Actual/Actual	20/03/2025	6	---	20/03	3.25	1	GGB-FXD-200325-06Y-3.250-1.000	---	---	---	---	---	---	---	---	---
2,100,000	1,000.00	3.55	Actual/Actual	20/03/2026	7	---	20/03	3.55	1	GGB-FXD-200326-07Y-3.550-1.000	---	---	---	---	---	---	---	---	---
5,500,000	1,000.00	1.50	Actual/Actual	18/06/2030	10	---	18/06	1.50	1	GGB-FXD-180630-10Y-1.500-1.000	---	---	---	---	---	---	---	---	---
3,500,000	1,000.00	4.38	Actual/Actual	18/07/2038	15	---	18/07	4.38	1	GGB-FXD-180738-15Y-4.375-1.000	---	---	---	---	---	---	---	---	---

Government Bonds Notes

Transactions Volume = (Pieces) * (Nominal Price). Transactions Value = (Pieces) * (Nominal Price) * (price %) + (Accrued interest).

The Value of current coupon for the issues with NV 0.01 euro refers to NV 100 euros

FLR: Floating Interest Rate.

[1] - The Expiration Date of the interest bearing period and the Date for coupon payment.

Government Bonds

Number Listed Bonds	Nominal price	Today's Rate	Accrued Interest Calc	Exp. Date [1]	Duration (years)	Note	Coupons Date	Curr. coupon value	Trading Unit	Government Bonds	Price min	Price max	Closing price	Previous closing price/date	Volume	Transactions Value	Price	Last order Buy / Sell	Date
40,000	1,000.00	4.67	FLR	Actual/360	18/09/2024	1	---	18/09 - 19/03	---	1	GGB-FLT-180924-01Y-4.670-1.000	---	---	---	---	---	---	---	---
5,364,250	1,000.00	3.25		Actual/Actual	20/03/2050	30	---	20/03	3.25	1	GGB-FXD-200350-30Y-3.250-1.000	---	---	---	---	---	---	---	---
3,924,361	1,000.00	2.00		Actual/Actual	22/04/2027	7	---	22/04	2.00	1	GGB-FXD-220427-07Y-2.000-1.000	---	---	---	---	---	99.9000	B	22/04/2020
2,500,000	1,000.00	1.88		Actual/Actual	23/07/2026	7	---	23/07	1.88	1	GGB-FXD-230726-07Y-1.875-1.000	---	---	---	---	---	---	---	---
4,900,000	1,000.00	4.25		Actual/Actual	15/06/2033	10	---	15/06	4.25	1	GGB-FXD-150633-10Y-4.250-1.000	---	---	---	---	---	---	---	---
3,500,000	1,000.00	1.88		Actual/Actual	24/01/2052	30	---	24/01	1.88	1	GGB-FXD-240152-30Y-1.875-1.000	---	---	---	---	---	---	---	---
3,700,000	1,000.00	1.75		Actual/Actual	18/06/2032	10	---	18/06	1.75	1	GGB-FXD-180632-10Y-1.750-1.000	---	---	---	---	---	---	---	---
2,200,000	1,000.00	1.13	FLR	Actual/360	15/12/2027	5	---	- 15/12 - 15/03 -	---	1	GGB-FLT-151227-05Y-1.130-1.000	---	---	---	---	---	102.1600	B	30/12/2022

Government Bonds Notes

Transactions Volume = (Pieces) * (Nominal Price). Transactions Value = (Pieces) * (Nominal Price) * (price %) + (Accrued interest).

The Value of current coupon for the issues with NV 0.01 euro refers to NV 100 euros

FLR: Floating Interest Rate.

[1] - The Expiration Date of the interest bearing period and the Date for coupon payment.

Treasury Bills & Zero Coupon Government Bonds

Issue Date	13-Week Maturity									26-Week Maturity									52-Week Maturity								
	Exp. Date	Initial Rate	Num Listed Bonds	Nominal price	Issue price	Last Trade Price	Last Trade Date	Volume Traded	Note	Exp. Date	Initial Rate	Num Listed Bonds	Nominal price	Issue price	Last Trade Price	Last Trade Date	Volume Traded	Note	Exp. Date	Initial Rate	Num Listed Bonds	Nominal price	Issue price	Last Trade Price	Last Trade Date	Volume Traded	Note
08/12/2023	---	---	---	---	---	---	---	---	---	---	---	---	---	---	---	---	---	---	06/12/2024	3.70	600,000	1,000.00	963.90	---	---	---	---
08/03/2024	---	---	---	---	---	---	---	---	---	---	---	---	---	---	---	---	---	---	07/03/2025	3.73	812,500	1,000.00	963.70	---	---	---	---
07/06/2024	---	---	---	---	---	---	---	---	---	---	---	---	---	---	---	---	---	---	06/06/2025	3.34	600,000	1,000.00	967.30	---	---	---	---

Bonds in Circulation	Currency / Min nominal traded Value	Coupons Payment Date	Current Coupon Value	Note	Coupon	Trading Unit	Issue Date	Duration (years)	Today's Interest	A.I.C in days	Bonds	Last price of previous days		Last Outcry in Cash (euro)			Trades in Pieces	Life min	Life Max
												Price	Buy / Sell	Date	Price	Buy / Sell			
Corporate Bonds in Foreign Currency and Euro																			
103,746	GBP / 10	01/12	0.25	---	65	1	01/12/1930	98	2.5	360	National Mortgage Bank	2.27	05/02/1996	2.27	S	05/02/1996	---	2.27	2.27
0	GBP / 10	01/12	0.25	---	67	1	01/12/1928	100	2.5	360	National Mortgage Bank	---	---	---	---	---	---	---	---

Government Bonds Notes

A.I.C: Accrued Interest Calculation base.

FLR: Floating Interest Rate.

The minimum tradeable Nominal Value for all Demeterialised Government Titles is 100 Euros.

(μφρ-0)

Athex & ATHEXClear Members List

Member Name				Stock Market			Derivatives Market		ATHEXClear Member	
	Address	Phone	Fax	Market Member	Remote Member	Market Maker	Proprietary	Market Maker	General Clearing	Direct Clearing
A. SARRIS SECURITIES S.A.				a						
6, ΔΡΑΓΑΤΣΑΝΙΟΥ 6 ΑΘΗΝΑ	2103367700									
ΑΕΟΝIC SECURITIES C.I.F. P.L.C.				a						
, ΛΑΪΟΥ 6, ΓΡ. 301B, ANNA COURT	35725337600									
ALPHA BANK S.A.									a	
, ΣΤΑΔΙΟΥ 40 ΑΘΗΝΑ	2103260000									
ALPHA FINANCE INVESTMENT SERVICES SINGLE MEMBER SA				a		a	a	a		a
5, ΠΑΝΕΠΙΣΤΗΜΙΟΥ 45 ΑΘΗΝΑ	2103677400									
ARGUS STOCKBROKERS LTD				a	a		a			
25, 25 ΛΕΩΦΟΡΟΣ ΔΗΜΟΣΘΕΝΗ ΣΕΒΕΡΗ	0035722717000									
ATHLOS CAPITAL INVESTMENT SERVICES LTD					a					
, 17 STASINOU AVENUE, BEDIZIA TOWER, 6TH & 7TH FL.	35722110777									
ATLANTIC SECURITIES LTD				a	a					
37, ΠΡΟΔΡΟΜΟΥ 37	0035722445400									
AXON SECURITIES S.A.				a			a			
48, ΣΤΑΔΙΟΥ 48 ΑΘΗΝΑ	2103363800									
BETA SECURITIES S.A.				a		a	a			a
29, ΑΛΕΞΑΝΔΡΑΣ 29 ΑΘΗΝΑ	210 6478900									
BNP PARIBAS S.A.									a	
, ΛΑΜΨΑΚΟΥ 2 ΑΘΗΝΑ	2107468525									
BOFA SECURITIES EUROPE SA				a	a					
, 51 RUE LA BOËTIE	+33 153655555									
CITIGROUP GLOBAL MARKETS EUROPE AG				a	a					
16, REUTERWEG 16	+49 691366-0									
CITIGROUP GLOBAL MARKETS LIMITED				a						
1, 33 CANADA SQUARE -CANARY WHARF	+44 02079864000									
CREDIT SUISSE BANK (EUROPE), S.A.				a						
, CALLE AYALA 42, 3A PLANTA-B MADRID	+34917916000									
CREDIT SUISSE SECURITIES (EUROPE) LIMITED				a						
1, ONE CABOT SQUARE LONDON	+44 2078888888									
CYCLOS SECURITIES S.A.				a			a			
39, ΧΑΡΙΛΑΟΥ ΤΡΙΚΟΥΠΗ 6-8-10 ΑΘΗΝΑ	2103364300									
DEUTSCHE BANK S.A.					a					
1, GREAT WINCHESTER STREET LONDON	+44 20 754 54209	00441133361437								
EUROBANK EQUITIES INVESTMENT FIRM SINGLE MEMBER SA				a		a	a	a		a
, ΦΙΛΕΛΛΗΝΩΝ 10 & ΞΕΝΟΦΩΝΤΟΣ 13 ΑΘΗΝΑ	2103720425									
EUROBANK S.A.									a	
, ΟΘΩΝΟΣ 8 ΑΘΗΝΑ	2144043907									
EUROCORP INVESTMENT SERVICES S.A.				a			a			a
14, ΠΛ.ΦΙΛΙΚΗΣ ΕΤΑΙΡΕΙΑΣ 14 ΑΘΗΝΑ	2107263600									
EUROTRUST INVESTMENT FIRM SA				a						
113, ΣΕΒΑΣΤΟΥΠΟΛΕΩΣ 113 ΑΘΗΝΑ	2103363100									
EUROXX SECURITIES S.A.				a		a	a	a		a
7, ΠΑΛΕΟΛΟΓΟΥ ΧΑΛΑΝΔΡΙ	+30 2106879400	210-6879401								
7, ΠΑΛΑΙΟΛΟΓΟΥ ΧΑΛΑΝΔΡΙ	(210)-6879400	(210)-6879401								
FREEDOM FINANCE EUROPE LTD				a	a					
, ΧΡΙΣΤΑΚΗ ΚΡΑΝΟΥ 20	035725257786									
G. A. PERVANAS SECURITIES- INVESTMENT SERVICES S.A.				a						
7-9, ΣΟΦΟΚΛΕΟΥΣ 7-9 ΑΘΗΝΑ	2103727200									
GLOBAL CAPITAL SECURITIES & FINANCIAL SERVICES LTD				a	a					
50, ΛΑΡΧΙΕΠΙΣΚΟΠΟΥ ΜΑΚΑΡΙΟΥ Γ50	0035722710710									
GREENPOST TRADING EUROPE LTD				a	a					
, ΚΙΜΩΝΟΣ 3, ACROPOLIS MANSIONS, 2ND FLOOR, FLAT/OFFICE 202	035722521389									
HELLENIC AMERICAN SECURITIES S.A.				a		a	a			a
27, ΑΝΔΡΕΑ ΠΑΠΑΝΔΡΕΟΥ 27 ΜΑΡΟΥΣΙ	2103311100									
HELLENIC BANK (INVESTMENTS) LTD					a					
, ΑVE.ΚΥΡΙΑΚΟΥ ΜΑΤΣΙ 31 - PO BOX 24747 NICOSIA	+357 22500100	357 22500110								
HSBC CONTINENTAL EUROPE									a	
109-111, Α.ΜΕΣΟΓΕΙΩΝ 109-111	2106960000									
INDEX SECURITIES S.A.				a						
6, ΔΡΑΓΑΤΣΑΝΙΟΥ 6 ΑΘΗΝΑ	2103213920									
J. CHR. MAVRIKIS SECURITIES S.A.				a						
5, ΣΟΦΟΚΛΕΟΥΣ 5 ΑΘΗΝΑ	2103216730									

Athex & ATHEXClear Members List

Member Name				Stock Market			Derivatives Market		ATHEXClear Member	
	Address	Phone	Fax	Market Member	Remote Member	Market Maker	Proprietary	Market Maker	General Clearing	Direct Clearing
KAPPA SECURITIES S.A.				a			a			
15, ΒΑΛΑΟΡΙΤΟΥ 15 ΑΘΗΝΑ	2103678600									
KARAMANOF SECURITIES & INVESTMENT SERVICES S.A.				a						
2, ΠΛ.ΑΓ.ΘΕΟΔΩΡΩΝ 2 ΑΘΗΝΑ	2103212947									
LAIKI FINANCIAL SERVICES LTD					a					
26, AVE. VYRONOS NICOSIA	357 22367367	357 22718567								
LEON DEPOLAS SECURITIES S.A.				a		a	a			
1, ΧΡΗΣΤΟΥ ΛΑΔΑ 1 ΑΘΗΝΑ	2103213276 -28									
MEGA EQUITY SECURITIES & FINANCIAL SERVICES PUBLIC LTD				a	a		a			
42-44, ΛΕΩΦ.ΓΡΙΒΑ ΔΙΓΕΝΗ 42-44	0035722711711									
MERIT SECURITIES S.A				a		a	a			a
5, ΣΟΦΟΚΛΕΟΥΣ 5 ΑΘΗΝΑ	2141008814									
MERRILL LYNCH INTERNATIONAL				a						
2, 2 KING EDWARD STREET LONDON	+44 20276281000									
N. CHRYSOCHOIDIS STOCK BROKERAGE I.S.S.A.				a			a			a
7-9, ΣΟΦΟΚΛΕΟΥΣ 7-9 ΑΘΗΝΑ	2103213913									
NATIONAL BANK OF GREECE S.A.				a		a	a		a	
86, ΑΙΟΛΟΥ ΣΤΡ. ΑΘΗΝΑ	(210)-3341000	(210)-3228187								
68, ΑΚΑΔΙΜΙΑΣ ΣΤΡ. ΑΘΗΝΑ	(210)-3328817	(210)-3328678								
NATIONAL SECURITIES SINGLE MEMBER SA				a		a	a	a		
66, ΛΕΩΦΟΡΟΣ ΑΘΗΝΩΝ 128-132 & ΙΦΙΓΕΝΙΑΣ ΑΘΗΝΑ	2103328784									
NUNTIUS BROKERAGE AND INVESTMENT SERVICES SINGLE MEMBER S.A.				a			a			
6, ΔΡΑΓΑΤΣΑΝΙΟΥ 6 ΑΘΗΝΑ	2103350599									
ONE PLUS CAPITAL LIMITED				a	a					
, 75 PRODROMOU AVENUE NICOSIA 1307	35722873760									
OPTIMA BANK S.A.				a		a	a	a	a	
, ΑΙΓΙΑΛΕΙΑΣ 32 & ΠΑΡΑΔΕΙΣΟΥ ΜΑΡΟΥΣΙ	210 8173000									
PANCRETA BANK S.A									a	
, ΙΚΑΡΟΥ 5	2810338746									
PANTELAKIS SECURITIES S.A.				a		a	a	a		
57, ΕΘΝΙΚΗΣ ΑΝΤΙΣΤΑΣΕΩΣ 57, ΚΤΙΠΙΟ Β CHALANDRI	2106965000									
PIRAEUS BANK S.A.				a			a		a	
, ΑΜΕΡΙΚΗΣ 4 ΑΘΗΝΑ	2103335000									
PIRAEUS SECURITIES S. A.				a		a	a	a		a
10, ΣΤΑΔΙΟΥ 10 ΑΘΗΝΑ	2103354100									
PROCHOICE SECURITIES LTD				a	a					
57, ΛΕΩΦ.ΣΠΥΡΟΥ ΚΥΠΡΙΑΝΟΥ 57, ΑΚΙΝΗΤΑ Φ	035724661192									
SHARELINK SECURITIES & FINANCIAL SERVICES LTD				a			a			
6, HOUSE-ΘΕΟΤΟΚΗ 6 ΜΕΓΑΡΟ ΕΛΜΗΝΑ	+357 22554200									
SOCIETE GENERALE S.A.				a	a		a			
, 17 COURS VALMY, CEDEX	+157290504									
SOLIDUS SECURITIES S.A				a			a			a
64, ΛΟΥΙΖΗΣ ΠΙΑΝΚΟΥΡ 64 ΑΘΗΝΑ	2106900600									
ST. EM. LAVRENTAKIS SECURITIES S.A.				a						
7-9, ΣΟΦΟΚΛΕΟΥΣ 7-9 ΑΘΗΝΑ	2103213336									
THE CYPRUS INVESTMENT & SECURITIES CORPORATION LTD				a	a					
154, 1 AG. PROKOPIΟΥ & POSIDONOS 1ST FLOOR	0035722121700									
UBS EUROPE SE				a	a					
, OPERNTURM, BOCKENHEIMER LANDSTRASSE 2-4	496921790									
UBS LIMITED					a					
1, FINSBURY AVENUE LONDON	+44 2075687135									
VIGOR FINANCE INVESTMENT SERVICES S.A.				a			a	a		
, ΨΥΧΑΡΗ 14 Ν. ΨΥΧΙΚΟ	2106718400									

List of Stocks under Market Making operations

Securities	Stock Category
Market Maker	Start Market Making
MLS MULTIMEDIA SA (CR)	Suspension Status
PIRAEUS SECURITIES S. A.	01/08/2019
ALPHA ETF FTSE Athex Large Cap	Exchange Traded Funds (ETFs)
ALPHA FINANCE INVESTMENT SERVICES SINGLE MEMBER SA	02/01/1900
NATIONAL SECURITIES SINGLE MEMBER SA	02/01/1900
ADMIE (IPTO) HOLDING S.A. (CR)	Main Market
EUROBANK EQUITIES INVESTMENT FIRM SINGLE MEMBER SA	24/05/2021
HELLENIC AMERICAN SECURITIES S.A.	09/03/2020
PIRAEUS SECURITIES S. A.	29/06/2017
AEGEAN AIRLINES (CR)	Main Market
EUROBANK EQUITIES INVESTMENT FIRM SINGLE MEMBER SA	22/09/2020
ALPHA SERVICES HOLD (CR)	Main Market
ALPHA FINANCE INVESTMENT SERVICES SINGLE MEMBER SA	29/02/2016
EUROBANK EQUITIES INVESTMENT FIRM SINGLE MEMBER SA	22/10/2006
HELLENIC AMERICAN SECURITIES S.A.	25/07/2014
LEON DEPOLAS SECURITIES S.A.	04/01/2016
MERIT SECURITIES S.A	03/09/2012
NATIONAL SECURITIES SINGLE MEMBER SA	02/01/1900
PIRAEUS SECURITIES S. A.	28/05/2009
ALPHA TRUST HOLDINGS (CR)	Main Market
EUROBANK EQUITIES INVESTMENT FIRM SINGLE MEMBER SA	06/02/2023
LEON DEPOLAS SECURITIES S.A.	04/01/2021
ALUMIL (CR)	Main Market
PIRAEUS SECURITIES S. A.	31/07/2023
ANDROMEDA SA (CR)	Main Market
BETA SECURITIES S.A.	15/02/2021
OPTIMA BANK S.A.	03/04/2023
AS COMPANY SA (CR)	Main Market
EUROBANK EQUITIES INVESTMENT FIRM SINGLE MEMBER SA	01/04/2019
PANTELAKIS SECURITIES S.A.	02/09/2024
ATHENS INTL AIRPORT (CR)	Main Market
PIRAEUS SECURITIES S. A.	03/06/2024
ATTICA BANK S.A. (CR)	Main Market
EUROXX SECURITIES S.A.	22/01/2016
AUSTRIACARD (CB)	Main Market
BETA SECURITIES S.A.	23/03/2023
EUROXX SECURITIES S.A.	10/06/2024
PIRAEUS SECURITIES S. A.	02/08/2024
AUTOHELLAS SA (CR)	Main Market
ALPHA FINANCE INVESTMENT SERVICES SINGLE MEMBER SA	01/07/2019
EUROXX SECURITIES S.A.	02/07/2018
AVAX S.A. (CR)	Main Market
EUROBANK EQUITIES INVESTMENT FIRM SINGLE MEMBER SA	14/12/2015
OPTIMA BANK S.A.	04/09/2023
PIRAEUS SECURITIES S. A.	01/02/2021
AVE (CR)	Main Market
EUROXX SECURITIES S.A.	05/06/2020
BRIQ PROPERTIES (CR)	Main Market
EUROBANK EQUITIES INVESTMENT FIRM SINGLE MEMBER SA	09/09/2019
LEON DEPOLAS SECURITIES S.A.	22/02/2021
PIRAEUS SECURITIES S. A.	05/02/2024
CC HBC AG (CR)	Main Market
BETA SECURITIES S.A.	08/03/2021
NATIONAL SECURITIES SINGLE MEMBER SA	02/01/1900
PIRAEUS SECURITIES S. A.	04/05/2015
CENERGY HOLDINGS (CB)	Main Market
ALPHA FINANCE INVESTMENT SERVICES SINGLE MEMBER SA	02/01/2016
EUROBANK EQUITIES INVESTMENT FIRM SINGLE MEMBER SA	02/01/2016
OPTIMA BANK S.A.	14/03/2022
PANTELAKIS SECURITIES S.A.	27/12/2022
CNL CAPITAL (CR)	Main Market
MERIT SECURITIES S.A	01/10/2018
DIMAND (CR)	Main Market
ALPHA FINANCE INVESTMENT SERVICES SINGLE MEMBER SA	08/08/2022
EUROBANK EQUITIES INVESTMENT FIRM SINGLE MEMBER SA	08/08/2022
PANTELAKIS SECURITIES S.A.	15/05/2023

List of Stocks under Market Making operations

Securities	Stock Category
Market Maker	Start Market Making
EKTER SA (CR)	Main Market
BETA SECURITIES S.A.	26/09/2022
EUROBANK EQUITIES INVESTMENT FIRM SINGLE MEMBER SA	16/10/2017
LEON DEPOLAS SECURITIES S.A.	21/05/2018
ELASTRON (CR)	Main Market
LEON DEPOLAS SECURITIES S.A.	20/02/2017
ELLAKTOR (CR)	Main Market
ALPHA FINANCE INVESTMENT SERVICES SINGLE MEMBER SA	18/03/2019
EUROBANK EQUITIES INVESTMENT FIRM SINGLE MEMBER SA	01/06/2012
EUROXX SECURITIES S.A.	24/09/2018
NATIONAL SECURITIES SINGLE MEMBER SA	02/01/1900
PIRAEUS SECURITIES S. A.	22/10/2018
ELTON SA (CR)	Main Market
OPTIMA BANK S.A.	30/01/2023
ELVALHALCOR (CR)	Main Market
ALPHA FINANCE INVESTMENT SERVICES SINGLE MEMBER SA	07/05/2018
BETA SECURITIES S.A.	09/01/2023
EUROBANK EQUITIES INVESTMENT FIRM SINGLE MEMBER SA	07/05/2018
EUROBANK HOLDINGS (CR)	Main Market
ALPHA FINANCE INVESTMENT SERVICES SINGLE MEMBER SA	09/01/2006
EUROBANK EQUITIES INVESTMENT FIRM SINGLE MEMBER SA	01/06/2012
HELLENIC AMERICAN SECURITIES S.A.	25/07/2014
LEON DEPOLAS SECURITIES S.A.	30/11/2018
MERIT SECURITIES S.A.	06/11/2017
NATIONAL SECURITIES SINGLE MEMBER SA	02/01/1900
PIRAEUS SECURITIES S. A.	28/09/2009
EUROCONSULTANTS S.A. (CR)	Main Market
EUROBANK EQUITIES INVESTMENT FIRM SINGLE MEMBER SA	22/07/2014
OPTIMA BANK S.A.	01/02/2023
EYDAP S.A. (CR)	Main Market
ALPHA FINANCE INVESTMENT SERVICES SINGLE MEMBER SA	27/01/2020
EUROBANK EQUITIES INVESTMENT FIRM SINGLE MEMBER SA	10/06/2019
FOURLIS (CR)	Main Market
EUROBANK EQUITIES INVESTMENT FIRM SINGLE MEMBER SA	01/12/2016
PIRAEUS SECURITIES S. A.	06/03/2017
GEK TERNA (CR)	Main Market
BETA SECURITIES S.A.	08/03/2021
EUROBANK EQUITIES INVESTMENT FIRM SINGLE MEMBER SA	24/05/2021
PIRAEUS SECURITIES S. A.	29/08/2019
GR. SARANTIS S.A. (CR)	Main Market
BETA SECURITIES S.A.	14/05/2012
EUROBANK EQUITIES INVESTMENT FIRM SINGLE MEMBER SA	24/10/2016
PIRAEUS SECURITIES S. A.	02/04/2024
HELLENIC EXCHANGES-A.S.E. (CR)	Main Market
HELLENIC AMERICAN SECURITIES S.A.	01/09/2014
NATIONAL SECURITIES SINGLE MEMBER SA	02/01/1900
PIRAEUS SECURITIES S. A.	04/05/2015
HELLENIQ ENERGY (CR)	Main Market
ALPHA FINANCE INVESTMENT SERVICES SINGLE MEMBER SA	07/11/2023
EUROBANK EQUITIES INVESTMENT FIRM SINGLE MEMBER SA	01/11/2023
HELLENIC AMERICAN SECURITIES S.A.	14/09/2015
PIRAEUS SECURITIES S. A.	20/03/2017
IDEAL HOLDINGS (CR)	Main Market
EUROBANK EQUITIES INVESTMENT FIRM SINGLE MEMBER SA	07/06/2021
PIRAEUS SECURITIES S. A.	07/06/2021
INTERCONTINENTAL (CR)	Main Market
LEON DEPOLAS SECURITIES S.A.	03/06/2019
INTERLIFE G.C.I.(CR)	Main Market
PIRAEUS SECURITIES S. A.	22/01/2024
INTERWOOD-XYLEMPORIA (CR)	Main Market
EUROBANK EQUITIES INVESTMENT FIRM SINGLE MEMBER SA	05/07/2021
PANTELAKIS SECURITIES S.A.	01/07/2021
INTRAKAT (CR)	Main Market
BETA SECURITIES S.A.	04/10/2021
PANTELAKIS SECURITIES S.A.	10/10/2022

List of Stocks under Market Making operations

Securities	Stock Category
Market Maker	Start Market Making
JUMBO SA (CR)	Main Market
BETA SECURITIES S.A.	01/02/2021
EUROBANK EQUITIES INVESTMENT FIRM SINGLE MEMBER SA	25/05/2020
MERIT SECURITIES S.A.	06/11/2017
PIRAEUS SECURITIES S. A.	06/03/2017
KLOUKINAS - LAPPAS SA (CR)	Main Market
OPTIMA BANK S.A.	02/01/2023
KRI-KRI S.A. (CR)	Main Market
EUROBANK EQUITIES INVESTMENT FIRM SINGLE MEMBER SA	07/05/2018
PIRAEUS SECURITIES S. A.	11/12/2023
LAMDA DEVELOPMENT SA (CR)	Main Market
EUROBANK EQUITIES INVESTMENT FIRM SINGLE MEMBER SA	08/12/2014
PANTELAKIS SECURITIES S.A.	06/11/2017
PIRAEUS SECURITIES S. A.	29/06/2017
LAMPASA HOTEL SA (CR)	Main Market
LEON DEPOLAS SECURITIES S.A.	16/01/2017
METLEN ENERGY & METALS (CR)	Main Market
ALPHA FINANCE INVESTMENT SERVICES SINGLE MEMBER SA	15/04/2019
BETA SECURITIES S.A.	11/04/2022
EUROBANK EQUITIES INVESTMENT FIRM SINGLE MEMBER SA	20/09/2017
MERIT SECURITIES S.A.	25/02/2019
NATIONAL SECURITIES SINGLE MEMBER SA	02/01/1900
PIRAEUS SECURITIES S. A.	04/05/2015
MOTODYNAMICS S.A. (CR)	Main Market
ALPHA FINANCE INVESTMENT SERVICES SINGLE MEMBER SA	12/08/2024
OPTIMA BANK S.A.	25/08/2023
MOTOR OIL (CR)	Main Market
BETA SECURITIES S.A.	08/03/2021
EUROBANK EQUITIES INVESTMENT FIRM SINGLE MEMBER SA	22/10/2006
LEON DEPOLAS SECURITIES S.A.	01/04/2019
MERIT SECURITIES S.A.	25/02/2019
NATIONAL SECURITIES SINGLE MEMBER SA	02/01/1900
PIRAEUS SECURITIES S. A.	04/05/2015
MPLE KEDROS (CR)	Main Market
OPTIMA BANK S.A.	16/10/2023
OPTIMA BANK S.A.	08/11/2023
NAFPAKTOS TEXTILE (CR)	Main Market
OPTIMA BANK S.A.	29/01/2024
NATIONAL BANK (CR)	Main Market
ALPHA FINANCE INVESTMENT SERVICES SINGLE MEMBER SA	09/01/2006
EUROBANK EQUITIES INVESTMENT FIRM SINGLE MEMBER SA	22/10/2006
HELLENIC AMERICAN SECURITIES S.A.	25/07/2014
LEON DEPOLAS SECURITIES S.A.	20/05/2015
MERIT SECURITIES S.A.	03/09/2012
NATIONAL SECURITIES SINGLE MEMBER SA	02/01/1900
PIRAEUS SECURITIES S. A.	08/09/2008
NOVAL PROPERTY REIC (CR)	Main Market
ALPHA FINANCE INVESTMENT SERVICES SINGLE MEMBER SA	05/06/2024
PIRAEUS SECURITIES S. A.	05/06/2024
OPAP (CR)	Main Market
ALPHA FINANCE INVESTMENT SERVICES SINGLE MEMBER SA	09/01/2006
EUROBANK EQUITIES INVESTMENT FIRM SINGLE MEMBER SA	22/10/2006
HELLENIC AMERICAN SECURITIES S.A.	25/07/2014
MERIT SECURITIES S.A.	20/03/2017
NATIONAL SECURITIES SINGLE MEMBER SA	02/01/1900
PIRAEUS SECURITIES S. A.	04/05/2015
OPTIMA BANK (CR)	Main Market
ALPHA FINANCE INVESTMENT SERVICES SINGLE MEMBER SA	12/12/2023
EUROBANK EQUITIES INVESTMENT FIRM SINGLE MEMBER SA	11/12/2023
OPTIMA BANK S.A.	06/11/2023
ORILINA PROPERTIES REIC (CR)	Main Market
EUROBANK EQUITIES INVESTMENT FIRM SINGLE MEMBER SA	11/12/2023
LEON DEPOLAS SECURITIES S.A.	11/12/2023

List of Stocks under Market Making operations

Securities	Stock Category
Market Maker	Start Market Making
OTE (CR)	Main Market
ALPHA FINANCE INVESTMENT SERVICES SINGLE MEMBER SA	09/01/2006
EUROBANK EQUITIES INVESTMENT FIRM SINGLE MEMBER SA	22/10/2006
HELLENIC AMERICAN SECURITIES S.A.	25/07/2014
LEON DEPOLAS SECURITIES S.A.	20/04/2015
MERIT SECURITIES S.A	20/03/2017
NATIONAL SECURITIES SINGLE MEMBER SA	02/01/1900
PIRAEUS SECURITIES S. A.	08/09/2008
P.P.A. S.A. (CR)	Main Market
EUROBANK EQUITIES INVESTMENT FIRM SINGLE MEMBER SA	06/02/2019
PAPOUTSANIS (CR)	Main Market
ALPHA FINANCE INVESTMENT SERVICES SINGLE MEMBER SA	19/11/2018
BETA SECURITIES S.A.	25/11/2013
PERFORMANCE TECHNOLOGIES (CR)	Main Market
EUROBANK EQUITIES INVESTMENT FIRM SINGLE MEMBER SA	22/02/2021
PANTELAKIS SECURITIES S.A.	08/03/2021
PETROPOULOS PETROS (CR)	Main Market
EUROBANK EQUITIES INVESTMENT FIRM SINGLE MEMBER SA	01/04/2019
PANTELAKIS SECURITIES S.A.	16/03/2020
PIRAEUS FINANCIAL HOLD (CR)	Main Market
ALPHA FINANCE INVESTMENT SERVICES SINGLE MEMBER SA	15/04/2019
EUROBANK EQUITIES INVESTMENT FIRM SINGLE MEMBER SA	22/10/2006
EUROXX SECURITIES S.A.	15/02/2016
HELLENIC AMERICAN SECURITIES S.A.	25/07/2014
LEON DEPOLAS SECURITIES S.A.	30/11/2018
MERIT SECURITIES S.A	16/09/2013
NATIONAL SECURITIES SINGLE MEMBER SA	02/01/1900
PIRAEUS SECURITIES S. A.	16/02/2009
PPC (CR)	Main Market
ALPHA FINANCE INVESTMENT SERVICES SINGLE MEMBER SA	09/01/2006
BETA SECURITIES S.A.	01/02/2021
EUROBANK EQUITIES INVESTMENT FIRM SINGLE MEMBER SA	22/10/2006
HELLENIC AMERICAN SECURITIES S.A.	01/09/2014
MERIT SECURITIES S.A	06/11/2017
NATIONAL SECURITIES SINGLE MEMBER SA	02/01/1900
PIRAEUS SECURITIES S. A.	28/09/2009
PREMIA (CR)	Main Market
BETA SECURITIES S.A.	01/06/2021
LEON DEPOLAS SECURITIES S.A.	05/12/2022
PANTELAKIS SECURITIES S.A.	23/12/2021
PROFILE SA (CR)	Main Market
OPTIMA BANK S.A.	03/04/2023
PANTELAKIS SECURITIES S.A.	01/07/2019
QUALITY & RELIABILITY SA (CR)	Main Market
OPTIMA BANK S.A.	03/01/2023
QUEST HOLDINGS (CR)	Main Market
BETA SECURITIES S.A.	26/03/2018
EUROBANK EQUITIES INVESTMENT FIRM SINGLE MEMBER SA	28/01/2019
REVOIL (CR)	Main Market
BETA SECURITIES S.A.	26/06/2023
OPTIMA BANK S.A.	15/04/2024
SIDMA STEEL (CR)	Main Market
OPTIMA BANK S.A.	25/05/2023
SPACE HELLAS SA (CR)	Main Market
MERIT SECURITIES S.A	09/12/2022
TECHNICAL OLYMPIC SA (CR)	Main Market
BETA SECURITIES S.A.	04/04/2022
OPTIMA BANK S.A.	05/07/2023
TERNA ENERGY (CR)	Main Market
EUROBANK EQUITIES INVESTMENT FIRM SINGLE MEMBER SA	24/05/2021
PIRAEUS SECURITIES S. A.	09/12/2019
THRACE PLASTICS SA (CR)	Main Market
ALPHA FINANCE INVESTMENT SERVICES SINGLE MEMBER SA	26/03/2018
LEON DEPOLAS SECURITIES S.A.	28/03/2024
PIRAEUS SECURITIES S. A.	02/04/2024
TITAN CEMENT (CB)	Main Market
BETA SECURITIES S.A.	01/02/2021
EUROBANK EQUITIES INVESTMENT FIRM SINGLE MEMBER SA	06/11/2019
PIRAEUS SECURITIES S. A.	18/01/2021

List of Stocks under Market Making operations

Securities	Market Maker	Start Market Making	Stock Category
TRADE ESTATES REIC (CR)			
	EUROBANK EQUITIES INVESTMENT FIRM SINGLE MEMBER SA	10/11/2023	Main Market
	EUROBANK EQUITIES INVESTMENT FIRM SINGLE MEMBER SA	08/11/2023	
	PANTELAKIS SECURITIES S.A.	10/11/2023	
	PANTELAKIS SECURITIES S.A.	08/11/2023	
TZIRAKIAN PROFIL (CR)			
	LEON DEPOLAS SECURITIES S.A.	19/07/2021	Main Market
VIOHALCO SA/NV (CB)			
	ALPHA FINANCE INVESTMENT SERVICES SINGLE MEMBER SA	11/03/2008	
	EUROBANK EQUITIES INVESTMENT FIRM SINGLE MEMBER SA	04/03/2014	
	MERIT SECURITIES S.A	17/03/2014	

Underlying Asset				Derivatives Market													
Price max	Price min	Closing price	change	Delivery Month	Open price	Price max	Price min	Last price	Closing price	Last Bid	Last Ask	Fixing price*	Life high	Life low	Trades	Volume	Open Interest
FTSE/Athex Large Cap				(Trade Unit: 1 Index Point x 2€, Cash Settlement)													
3,514.06	3,490.41	3,504.57	-0.27%	September 2024	3,495.00	3,507.00	3,488.00	3,500.00	3,500.00	---	---	---	3,600.75	---	47	169	3,782
				October 2024	3,499.00	3,503.25	3,489.00	3,503.25	3,503.25	---	---	---	3,540.00	---	13	49	177
				November 2024	---	---	---	---	3,528.00	---	---	---	---	---	---	---	---
				December 2024	---	---	---	---	3,534.75	---	---	---	---	---	---	---	---
				March 2025	---	---	---	---	3,552.50	---	---	---	---	---	---	---	---
				June 2025	---	---	---	---	3,570.25	---	---	---	---	---	---	---	---
FTSE/Athex Banks				(Trade Unit: 1 Index Point x 15€, Cash Settlement)													
1,265.98	1,252.45	1,254.20	-0.93%	September 2024	---	---	---	---	1,270.75	---	---	---	1,332.75	---	---	---	1,266
				December 2024	---	---	---	---	1,273.50	---	---	---	---	---	---	---	---
				March 2025	---	---	---	---	1,279.75	---	---	---	---	---	---	---	---
				June 2025	---	---	---	---	1,286.25	---	---	---	---	---	---	---	---
MSCI GREECE REBASED				(Trade Unit: 1 Index Point x 2€, Cash Settlement)													
5,482.90	5,437.14	5,455.87	-0.49%	September 2024	---	---	---	---	5,351.25	---	---	---	5,516.00	---	---	---	3
				October 2024	---	---	---	---	5,403.00	---	---	---	5,515.50	---	---	---	10
				November 2024	---	---	---	---	5,403.75	---	---	---	5,516.00	---	---	---	10
				December 2024	---	---	---	---	5,515.25	---	---	---	---	---	---	---	---
				January 2025	---	---	---	---	5,523.75	---	---	---	---	---	---	---	---
				February 2025	---	---	---	---	5,534.50	---	---	---	---	---	---	---	---
				March 2025	---	---	---	---	5,543.00	---	---	---	---	---	---	---	---
				June 2025	---	---	---	---	5,570.75	---	---	---	---	---	---	---	---

Derivatives notes

Fixing prices and final open positions can be retrieved from the following path <http://www.helex.gr/el/web/guest/statistics-end-of-day-derivatives>

Underlying Asset				Derivatives Market													
Price max	Price min	Closing price	change	Delivery Month	Open price	Price max	Price min	Last price	Closing price	Last Bid	Last Ask	Fixing price*	Life high	Life low	Trades	Volume	Open Interest
ADMIE (IPTO) HOLDING S.A. (CR)				(Contract Size: 100 Securities, Physical Delivery)													
2.22	2.19	2.205	-1.12%	September 2024	2.16	2.17	2.16	2.17	2.17	---	---	---	2.39	---	3	45	22,669
				December 2024	---	---	---	---	2.24	---	---	---	---	---	---	---	---
				March 2025	---	---	---	---	2.25	---	---	---	---	---	---	---	---
				June 2025	---	---	---	---	2.27	---	---	---	---	---	---	---	---
AEGEAN AIRLINES (CR)				(Contract Size: 100 Securities, Physical Delivery)													
11.52	11.33	11.44	-0.69%	September 2024	11.38	11.44	11.38	11.44	11.44	---	---	---	12.49	---	2	9	3,611
				December 2024	---	---	---	---	11.71	---	---	---	12.12	---	---	---	165
				March 2025	---	---	---	---	11.65	---	---	---	---	---	---	---	---
				June 2025	---	---	---	---	11.70	---	---	---	---	---	---	---	---
ALPHA SERVICES HOLD (CR)				(Contract Size: 100 Securities, Physical Delivery)													
1.567	1.545	1.559	-0.70%	September 2024	1.56	1.57	1.55	1.56	1.56	---	---	---	1.79	---	55	1,521	160,759
				December 2024	---	---	---	---	1.59	---	---	---	1.73	---	---	---	410
				March 2025	---	---	---	---	1.59	---	---	---	---	---	---	---	---
				June 2025	---	---	---	---	1.60	---	---	---	---	---	---	---	---
ATHENS INTL AIRPORT (CR)				(Contract Size: 100 Securities, Physical Delivery)													
7.87	7.81	7.86	-0.05%	September 2024	7.89	7.89	7.89	7.89	7.89	---	---	---	8.41	---	2	2	1,184
				December 2024	---	---	---	---	7.91	---	---	---	---	---	---	---	---
				March 2025	---	---	---	---	7.95	---	---	---	---	---	---	---	---
				June 2025	---	---	---	---	7.99	---	---	---	---	---	---	---	---
AUTOHELLAS SA (CR)				(Contract Size: 100 Securities, Physical Delivery)													
11.4	11.18	11.22	-1.75%	September 2024	---	---	---	---	10.84	---	---	---	12.13	---	---	---	148
				December 2024	---	---	---	---	11.49	---	---	---	---	---	---	---	---
				March 2025	---	---	---	---	11.54	---	---	---	---	---	---	---	---
				June 2025	---	---	---	---	11.60	---	---	---	---	---	---	---	---
AVAX S.A. (CR)				(Contract Size: 100 Securities, Physical Delivery)													
1.39	1.368	1.368	-1.44%	September 2024	---	---	---	---	1.43	---	---	---	1.50	---	---	---	661
				December 2024	---	---	---	---	1.40	---	---	---	---	---	---	---	---
				March 2025	---	---	---	---	1.40	---	---	---	---	---	---	---	---
				June 2025	---	---	---	---	1.41	---	---	---	---	---	---	---	---
CC HBC AG (CR)				(Contract Size: 100 Securities, Physical Delivery)													
33.7	33.34	33.7	0.60%	September 2024	33.38	33.38	33.34	33.34	33.34	---	---	---	33.61	---	6	17	135
				December 2024	---	---	---	---	33.70	---	---	---	---	---	---	---	---
				March 2025	---	---	---	---	33.87	---	---	---	---	---	---	---	---
				June 2025	---	---	---	---	34.04	---	---	---	---	---	---	---	---

Derivatives notes

Fixing prices and final open positions can be retrieved from the following path <http://www.helex.gr/el/web/guest/statistics-end-of-day-derivatives>

Underlying Asset				Derivatives Market													
Price max	Price min	Closing price	change	Delivery Month	Open price	Price max	Price min	Last price	Closing price	Last Bid	Last Ask	Fixing price*	Life high	Life low	Trades	Volume	Open Interest
CENERGY HOLDINGS (CB)				(Contract Size: 100 Securities, Physical Delivery)													
9.65	9.55	9.56	-1.44%	September 2024	9.60	9.61	9.58	9.61	9.61	---	---	---	10.17	---	11	27	4,134
				December 2024	9.61	9.61	9.61	9.61	9.61	---	---	---	9.62	---	1	1	5
				March 2025	---	---	---	---	9.81	---	---	---	---	---	---	---	---
				June 2025	---	---	---	---	9.86	---	---	---	---	---	---	---	---
ELLAKTOR (CR)				(Contract Size: 124 Securities, Physical Delivery)													
2.04	2.01	2.01	-0.74%	September 2024	2.03	2.05	2.02	2.05	2.05	---	---	---	2.13	1.79	14	70	3,359
				December 2024	---	---	---	---	2.05	---	---	---	2.03	---	---	---	2
				March 2025	---	---	---	---	2.05	---	---	---	---	---	---	---	---
				June 2025	---	---	---	---	2.06	---	---	---	---	---	---	---	---
ELVALHALCOR (CR)				(Contract Size: 100 Securities, Physical Delivery)													
1.86	1.824	1.84	-1.08%	September 2024	1.86	1.88	1.85	1.88	1.88	---	---	---	2.04	---	4	35	4,715
				December 2024	1.81	1.81	1.81	1.81	1.81	---	---	---	1.91	---	1	6	69
				March 2025	---	---	---	---	1.88	---	---	---	---	---	---	---	---
				June 2025	---	---	---	---	1.89	---	---	---	---	---	---	---	---
EUROBANK HOLDINGS (CR)				(Contract Size: 100 Securities, Physical Delivery)													
2.052	2.02	2.03	-1.31%	September 2024	2.04	2.05	2.02	2.03	2.03	---	---	---	2.19	---	31	288	17,540
				December 2024	2.06	2.06	2.06	2.06	2.06	---	---	---	2.28	---	1	10	30
				March 2025	---	---	---	---	2.08	---	---	---	---	---	---	---	---
				June 2025	---	---	---	---	2.09	---	---	---	---	---	---	---	---
EYDAP S.A. (CR)				(Contract Size: 100 Securities, Physical Delivery)													
5.65	5.6	5.65	0.18%	September 2024	5.63	5.64	5.63	5.64	5.64	---	---	---	5.90	---	4	20	4,345
				December 2024	---	---	---	---	5.67	---	---	---	---	---	---	---	---
				March 2025	---	---	---	---	5.70	---	---	---	---	---	---	---	---
				June 2025	---	---	---	---	5.73	---	---	---	---	---	---	---	---
FOURLIS (CR)				(Contract Size: 100 Securities, Physical Delivery)													
3.99	3.885	3.89	-1.27%	September 2024	3.93	3.93	3.93	3.93	3.93	---	---	---	4.19	---	1	5	1,003
				December 2024	---	---	---	---	3.96	---	---	---	---	---	---	---	---
				March 2025	---	---	---	---	3.98	---	---	---	---	---	---	---	---
				June 2025	---	---	---	---	4.00	---	---	---	---	---	---	---	---
GEK TERNA (CR)				(Contract Size: 101 Securities, Physical Delivery)													
17.5	17.28	17.42	-0.23%	September 2024	17.49	17.50	17.34	17.48	17.48	---	---	---	17.73	17.25	26	126	11,763
				December 2024	17.60	17.64	17.55	17.61	17.61	---	---	---	17.79	---	13	51	164
				March 2025	---	---	---	---	17.65	---	---	---	---	---	---	---	---
				June 2025	---	---	---	---	17.74	---	---	---	---	---	---	---	---

Derivatives notes

Fixing prices and final open positions can be retrieved from the following path <http://www.helex.gr/el/web/guest/statistics-end-of-day-derivatives>

Underlying Asset				Derivatives Market													
Price max	Price min	Closing price	change	Delivery Month	Open price	Price max	Price min	Last price	Closing price	Last Bid	Last Ask	Fixing price*	Life high	Life low	Trades	Volume	Open Interest
HELLENIC EXCHANGES-A.S.E. (CR)				(Contract Size: 100 Securities, Physical Delivery)													
4.75	4.64	4.66	-1.38%	September 2024	4.71	4.71	4.66	4.69	4.69	---	---	---	5.25	---	17	81	3,894
				December 2024	---	---	---	---	4.75	---	---	---	---	---	---	---	---
				March 2025	---	---	---	---	4.78	---	---	---	---	---	---	---	---
				June 2025	---	---	---	---	4.80	---	---	---	---	---	---	---	---
HELLENiQ ENERGY (CR)				(Contract Size: 100 Securities, Physical Delivery)													
7.215	7.155	7.17	-0.42%	September 2024	7.20	7.20	7.20	7.20	7.20	---	---	---	8.40	---	1	5	6,044
				December 2024	---	---	---	---	7.27	---	---	---	7.35	---	---	---	3
				March 2025	---	---	---	---	7.28	---	---	---	---	---	---	---	---
				June 2025	---	---	---	---	7.32	---	---	---	---	---	---	---	---
INTRACOM HOLDINGS (CR)				(Contract Size: 102 Securities, Physical Delivery)													
3.21	3.11	3.115	-1.27%	September 2024	3.17	3.18	3.13	3.13	3.13	---	---	---	3.55	2.80	5	12	7,688
				December 2024	---	---	---	---	3.17	---	---	---	---	---	---	---	---
				March 2025	---	---	---	---	3.19	---	---	---	---	---	---	---	---
				June 2025	---	---	---	---	3.21	---	---	---	---	---	---	---	---
INTRAKAT (CR)				(Contract Size: 100 Securities, Physical Delivery)													
5	4.955	4.995	-0.10%	September 2024	5.01	5.01	5.01	5.01	5.01	---	---	---	5.24	---	3	16	2,352
				December 2024	5.01	5.01	5.00	5.00	5.00	---	---	---	5.07	---	2	2	16
				March 2025	---	---	---	---	5.05	---	---	---	---	---	---	---	---
				June 2025	---	---	---	---	5.08	---	---	---	---	---	---	---	---
JUMBO SA (CR)				(Contract Size: 100 Securities, Physical Delivery)													
24.82	24.2	24.82	2.14%	September 2024	24.20	24.64	24.20	24.63	24.63	---	---	---	26.97	---	22	37	331
				December 2024	24.60	24.60	24.52	24.52	24.52	---	---	---	24.60	---	2	12	5
				March 2025	---	---	---	---	24.57	---	---	---	---	---	---	---	---
				June 2025	---	---	---	---	24.69	---	---	---	---	---	---	---	---
LAMDA DEVELOPMENT SA (CR)				(Contract Size: 100 Securities, Physical Delivery)													
7.19	7.11	7.15	-0.28%	September 2024	7.15	7.15	7.15	7.15	7.15	---	---	---	7.68	---	1	1	6,002
				December 2024	---	---	---	---	7.21	---	---	---	---	---	---	---	---
				March 2025	---	---	---	---	7.25	---	---	---	---	---	---	---	---
				June 2025	---	---	---	---	7.28	---	---	---	---	---	---	---	---
METLEN ENERGY & METALS (CR)				(Contract Size: 100 Securities, Physical Delivery)													
34.24	33.82	34.12	-0.58%	September 2024	34.00	34.09	33.95	34.09	34.09	---	---	---	38.35	---	6	10	4,501
				December 2024	34.40	34.59	34.40	34.59	34.59	---	---	---	36.20	---	3	12	150
				March 2025	---	---	---	---	34.70	---	---	---	---	---	---	---	---
				June 2025	---	---	---	---	34.87	---	---	---	---	---	---	---	---

Derivatives notes

Fixing prices and final open positions can be retrieved from the following path <http://www.helex.gr/el/web/guest/statistics-end-of-day-derivatives>

Underlying Asset				Derivatives Market													
Price max	Price min	Closing price	change	Delivery Month	Open price	Price max	Price min	Last price	Closing price	Last Bid	Last Ask	Fixing price*	Life high	Life low	Trades	Volume	Open Interest
MIG (CR)				(Contract Size: 100 Securities, Physical Delivery)													
3.48	3.48	3.51	0.00%	September 2024	---	---	---	---	3.52	---	---	---	3.94	---	---	---	88
				December 2024	3.50	3.50	3.50	3.50	3.50	---	---	---	3.50	---	1	1	5
				March 2025	---	---	---	---	3.55	---	---	---	---	---	---	---	---
				June 2025	---	---	---	---	3.57	---	---	---	---	---	---	---	---
MOTOR OIL (CR)				(Contract Size: 100 Securities, Physical Delivery)													
22.28	21.92	22.28	0.45%	September 2024	22.06	22.37	22.05	22.37	22.37	---	---	---	26.50	---	28	107	5,845
				December 2024	---	---	---	---	22.50	---	---	---	22.59	---	---	---	76
				March 2025	---	---	---	---	22.42	---	---	---	---	---	---	---	---
				June 2025	---	---	---	---	22.53	---	---	---	---	---	---	---	---
NATIONAL BANK (CR)				(Contract Size: 100 Securities, Physical Delivery)													
7.642	7.574	7.59	-1.30%	September 2024	7.62	7.66	7.58	7.62	7.62	---	---	---	8.36	---	73	848	15,426
				December 2024	7.69	7.76	7.66	7.66	7.66	---	---	---	8.20	---	15	87	405
				March 2025	---	---	---	---	7.77	---	---	---	---	---	---	---	---
				June 2025	---	---	---	---	7.81	---	---	---	---	---	---	---	---
OPAP (CR)				(Contract Size: 102 Securities, Physical Delivery)													
16.01	15.89	15.98	-0.12%	September 2024	15.94	16.03	15.94	16.02	16.02	---	---	---	16.29	---	5	40	1,317
				December 2024	15.58	15.76	15.58	15.76	15.76	---	---	---	16.38	---	2	32	31
				March 2025	---	---	---	---	16.18	---	---	---	---	---	---	---	---
				June 2025	---	---	---	---	16.26	---	---	---	---	---	---	---	---
OPTIMA BANK (CR)				(Contract Size: 100 Securities, Physical Delivery)													
13.24	13	13.2	-0.15%	September 2024	---	---	---	---	13.10	---	---	---	13.13	---	---	---	69
				December 2024	---	---	---	---	13.30	---	---	---	---	---	---	---	---
				March 2025	---	---	---	---	13.36	---	---	---	---	---	---	---	---
				June 2025	---	---	---	---	13.43	---	---	---	---	---	---	---	---
OTE (CR)				(Contract Size: 100 Securities, Physical Delivery)													
15.14	14.96	14.99	-1.06%	September 2024	15.12	15.12	15.00	15.00	15.00	---	---	---	15.32	---	10	44	3,425
				December 2024	---	---	---	---	15.28	---	---	---	15.09	---	---	---	2
				March 2025	---	---	---	---	15.32	---	---	---	---	---	---	---	---
				June 2025	---	---	---	---	15.39	---	---	---	---	---	---	---	---
P.P.A. S.A. (CR)				(Contract Size: 100 Securities, Physical Delivery)													
27.5	27	27	-1.28%	September 2024	---	---	---	---	27.52	---	---	---	27.33	---	---	---	70
				December 2024	---	---	---	---	27.51	---	---	---	---	---	---	---	---
				March 2025	---	---	---	---	27.65	---	---	---	---	---	---	---	---
				June 2025	---	---	---	---	27.79	---	---	---	---	---	---	---	---

Derivatives notes

Fixing prices and final open positions can be retrieved from the following path <http://www.helex.gr/el/web/guest/statistics-end-of-day-derivatives>

Underlying Asset				Derivatives Market													
Price max	Price min	Closing price	change	Delivery Month	Open price	Price max	Price min	Last price	Closing price	Last Bid	Last Ask	Fixing price*	Life high	Life low	Trades	Volume	Open Interest
PIRAEUS FINANCIAL HOLD (CR)				(Contract Size: 100 Securities, Physical Delivery)													
3.992	3.95	3.981	-0.28%	September 2024	3.98	4.00	3.97	3.98	3.98	---	---	---	4.06	---	86	1,320	64,091
				December 2024	3.97	4.03	3.97	4.02	4.02	---	---	---	4.08	---	15	115	494
				March 2025	---	---	---	---	4.04	---	---	---	---	---	---	---	---
				June 2025	---	---	---	---	4.06	---	---	---	---	---	---	---	---
PPC (CR)				(Contract Size: 100 Securities, Physical Delivery)													
11.7	11.42	11.69	0.52%	September 2024	11.50	11.70	11.47	11.68	11.68	---	---	---	11.90	---	49	565	24,401
				December 2024	11.74	11.74	11.74	11.74	11.74	---	---	---	11.96	---	1	2	264
				March 2025	---	---	---	---	11.76	---	---	---	---	---	---	---	---
				June 2025	---	---	---	---	11.82	---	---	---	---	---	---	---	---
QUEST HOLDINGS (CR)				(Contract Size: 100 Securities, Physical Delivery)													
5.34	5.25	5.34	1.14%	September 2024	5.26	5.31	5.26	5.31	5.31	---	---	---	5.38	---	7	10	174
				December 2024	---	---	---	---	5.31	---	---	---	---	---	---	---	---
				March 2025	---	---	---	---	5.34	---	---	---	---	---	---	---	---
				June 2025	---	---	---	---	5.36	---	---	---	---	---	---	---	---
TERNA ENERGY (CR)				(Contract Size: 100 Securities, Physical Delivery)													
19.29	19.24	19.25	-0.10%	September 2024	19.26	19.28	19.26	19.28	19.28	---	---	---	19.55	---	4	98	19,801
				December 2024	19.40	19.46	19.36	19.36	19.36	---	---	---	19.47	---	3	147	346
				March 2025	---	---	---	---	19.48	---	---	---	---	---	---	---	---
				June 2025	---	---	---	---	19.58	---	---	---	---	---	---	---	---
TITAN CEMENT (CB)				(Contract Size: 100 Securities, Physical Delivery)													
32.15	31.5	31.85	-0.16%	September 2024	---	---	---	---	32.05	---	---	---	33.56	---	---	---	437
				December 2024	---	---	---	---	32.09	---	---	---	---	---	---	---	---
				March 2025	---	---	---	---	32.25	---	---	---	---	---	---	---	---
				June 2025	---	---	---	---	32.41	---	---	---	---	---	---	---	---
VIOHALCO SA/NV (CB)				(Contract Size: 100 Securities, Physical Delivery)													
5.75	5.7	5.71	-1.04%	September 2024	5.75	5.75	5.72	5.73	5.73	---	---	---	6.50	---	6	14	4,168
				December 2024	5.78	5.82	5.78	5.80	5.80	---	---	---	6.15	---	6	22	146
				March 2025	---	---	---	---	5.83	---	---	---	---	---	---	---	---
				June 2025	---	---	---	---	5.86	---	---	---	---	---	---	---	---

Derivatives notes

Fixing prices and final open positions can be retrieved from the following path <http://www.helex.gr/el/web/guest/statistics-end-of-day-derivatives>

FTSE/Athex Large Cap

(Trade Unit: 1 Index Point x 2€ - Exercise Style: European, Cash Settlement)

Call Options																Put Options																			
September 2024								October 2024								Other Months		September 2024						October 2024						Other Months		Exercise Price			
Open price	Price max	Price min	Last price	Closing price	Volume	Open Interest	Open price	Price max	Price min	Last price	Closing price	Volume	Open Interest	Volume	Open Interest	Open price	Price max	Price min	Last price	Closing price	Volume	Open Interest	Open price	Price max	Price min	Last price	Closing price	Volume	Open Interest	Volume	Open Interest				
2,450	0.00	0.00	0.00	-	1,058.00	-	-	-	-	-	-	-	-	-	-	0.00	0.00	0.00	-	0.01	-	-	-	-	-	-	-	-	-	-	2,450				
2,500	0.00	0.00	0.00	-	1,008.00	-	-	-	-	-	-	-	-	-	-	0.00	0.00	0.00	-	0.01	-	-	-	-	-	-	-	-	-	-	2,500				
2,550	0.00	0.00	0.00	-	958.00	-	-	-	-	-	-	-	-	-	-	0.00	0.00	0.00	-	0.01	-	-	-	-	-	-	-	-	-	-	2,550				
2,600	0.00	0.00	0.00	-	908.00	-	-	-	-	-	-	-	-	-	-	0.00	0.00	0.00	-	0.01	-	-	-	-	-	-	-	-	-	-	2,600				
2,650	0.00	0.00	0.00	-	858.00	-	-	-	-	-	-	-	-	-	-	0.00	0.00	0.00	-	0.01	-	-	-	-	-	-	-	-	-	-	2,650				
2,700	0.00	0.00	0.00	-	808.00	-	-	-	-	-	-	-	-	-	-	0.00	0.00	0.00	-	0.02	-	-	-	-	-	-	-	-	-	-	2,700				
2,750	0.00	0.00	0.00	-	758.00	-	-	-	-	-	-	-	-	-	-	0.00	0.00	0.00	-	0.01	-	-	-	-	-	-	-	-	-	-	2,750				
2,800	0.00	0.00	0.00	-	708.00	-	-	-	-	-	-	-	-	-	-	0.00	0.00	0.00	-	0.01	-	-	-	-	-	-	-	-	-	-	2,800				
2,850	0.00	0.00	0.00	-	658.00	-	-	-	-	-	-	-	-	-	-	0.00	0.00	0.00	-	0.01	-	-	-	-	-	-	-	-	-	-	2,850				
2,900	0.00	0.00	0.00	-	608.00	-	-	-	-	-	-	-	-	-	-	0.00	0.00	0.00	-	0.01	-	-	-	-	-	-	-	-	-	-	2,900				
2,950	0.00	0.00	0.00	-	559.00	-	-	-	-	-	-	-	-	-	-	0.00	0.00	0.00	-	0.03	-	-	-	-	-	-	-	-	-	-	2,950				
3,000	0.00	0.00	0.00	-	509.00	-	-	0.00	0.00	0.00	-	508.00	-	-	-	0.00	0.00	0.00	-	0.01	-	-	0.00	0.00	0.00	-	1.70	-	-	-	3,000				
3,050	0.00	0.00	0.00	-	459.00	-	-	0.00	0.00	0.00	-	460.00	-	-	-	0.00	0.00	0.00	-	0.03	-	-	0.00	0.00	0.00	-	3.10	-	-	-	3,050				
3,100	0.00	0.00	0.00	-	409.00	-	-	0.00	0.00	0.00	-	412.00	-	-	-	0.00	0.00	0.00	-	0.11	-	-	0.00	0.00	0.00	-	5.40	-	-	-	3,100				
3,150	0.00	0.00	0.00	-	359.00	-	-	0.00	0.00	0.00	-	366.00	-	-	-	0.00	0.00	0.00	-	0.36	-	-	0.00	0.00	0.00	-	8.80	-	-	-	3,150				
3,200	0.00	0.00	0.00	-	310.00	-	-	0.00	0.00	0.00	-	321.00	-	-	-	0.00	0.00	0.00	-	1.00	-	-	0.00	0.00	0.00	-	13.75	-	-	-	3,200				
3,250	0.00	0.00	0.00	-	261.00	-	-	0.00	0.00	0.00	-	278.00	-	-	-	0.00	0.00	0.00	-	2.60	-	50	0.00	0.00	0.00	-	21.00	-	-	-	3,250				
3,300	0.00	0.00	0.00	-	215.00	-	20	0.00	0.00	0.00	-	238.00	-	-	-	0.00	0.00	0.00	-	5.70	-	40	0.00	0.00	0.00	-	30.50	-	-	-	3,300				
3,350	0.00	0.00	0.00	-	170.00	-	-	0.00	0.00	0.00	-	201.00	-	40	-	14.00	0.00	14.00	14.00	14.00	14.00	5	32	0.00	0.00	0.00	-	43.25	-	-	-	3,350			
3,400	0.00	0.00	0.00	-	130.00	-	1	0.00	0.00	0.00	-	167.00	-	-	-	0.00	0.00	0.00	-	21.50	-	5	0.00	0.00	0.00	-	59.00	-	-	-	3,400				
3,450	0.00	0.00	0.00	-	95.50	-	61	0.00	0.00	0.00	-	136.00	-	20	-	0.00	0.00	0.00	-	36.50	-	41	0.00	0.00	0.00	-	78.50	-	60	-	3,450				
3,500	0.00	0.00	0.00	-	66.50	-	25	0.00	0.00	0.00	-	110.00	-	21	-	60.00	0.00	60.00	60.00	60.00	60.00	1	121	0.00	0.00	0.00	-	102.00	-	20	-	3,500			
3,550	36.50	36.50	36.50	36.50	36.50	3	36	0.00	0.00	0.00	-	86.50	-	60	-	0.00	36.50	0.00	-	85.00	-	80	139.00	139.00	139.00	139.00	139.00	40	82	-	3,550				
3,600	0.00	0.00	0.00	-	27.50	-	20	0.00	0.00	0.00	-	67.50	-	40	-	0.00	0.00	0.00	-	118.00	-	-	0.00	0.00	0.00	-	159.00	-	-	-	3,600				
3,650	0.00	0.00	0.00	-	16.25	-	21	0.00	0.00	0.00	-	51.50	-	-	-	0.00	0.00	0.00	-	157.00	-	-	0.00	0.00	0.00	-	193.00	-	-	-	3,650				
3,700	0.00	0.00	0.00	-	9.10	-	-	0.00	0.00	0.00	-	38.50	-	-	-	0.00	0.00	0.00	-	200.00	-	-	0.00	0.00	0.00	-	230.00	-	-	-	3,700				
3,750	0.00	0.00	0.00	-	4.70	-	-	0.00	0.00	0.00	-	28.50	-	-	-	0.00	0.00	0.00	-	246.00	-	-	0.00	0.00	0.00	-	270.00	-	-	-	3,750				
3,800	0.00	0.00	0.00	-	2.30	-	-	0.00	0.00	0.00	-	20.50	-	-	-	0.00	0.00	0.00	-	293.00	-	-	0.00	0.00	0.00	-	312.00	-	-	-	3,800				
3,850	0.00	0.00	0.00	-	1.10	-	-	0.00	0.00	0.00	-	14.75	-	-	-	0.00	0.00	0.00	-	342.00	-	-	0.00	0.00	0.00	-	356.00	-	-	-	3,850				
3,900	0.00	0.00	0.00	-	0.47	-	-	0.00	0.00	0.00	-	10.25	-	-	-	0.00	0.00	0.00	-	391.00	-	-	0.00	0.00	0.00	-	402.00	-	-	-	3,900				
Totals:						3	184							0	181	0	0							6	369							40	162	0	0
Number of Trades:						1							0	0							3							2	0						

ALPHA SERVICES HOLD (CR)

(Contract Size: 100 Securities, Exercise Style: American, Physical Delivery)

Call Options														Put Options																		
September 2024							October 2024							Other Months		September 2024							October 2024							Other Months		Exercise Price
Open price	Price max	Price min	Last price	Closing price	Volume	Open Interest	Open price	Price max	Price min	Last price	Closing price	Volume	Open Interest	Volume	Open Interest	Open price	Price max	Price min	Last price	Closing price	Volume	Open Interest	Open price	Price max	Price min	Last price	Closing price	Volume	Open Interest	Volume	Open Interest	
0.850	0.000	0.000	0.000	0.721	-	-										0.000	0.000	0.000	0.001	-	-											0.009
0.900	0.000	0.000	0.000	0.671	-	-										0.000	0.000	0.000	0.002	-	-											0.009
0.950	0.000	0.000	0.000	0.621	-	-										0.000	0.000	0.000	0.001	-	-											0.010
1.000	0.000	0.000	0.000	0.571	-	-	0.000	0.000	0.000		0.572	-	-			0.000	0.000	0.000	0.001	-	-		0.000	0.000	0.000	0.001	-	-				0.010
1.100	0.000	0.000	0.000	0.471	-	-	0.000	0.000	0.000		0.473	-	-			0.000	0.000	0.000	0.001	-	-		0.000	0.000	0.000	0.001	-	-				0.011
1.200	0.000	0.000	0.000	0.371	-	-	0.000	0.000	0.000		0.373	-	-			0.000	0.000	0.000	0.001	-	-		0.000	0.000	0.000	0.001	-	-				0.012
1.300	0.000	0.000	0.000	0.273	-	-	0.000	0.000	0.000		0.277	-	-			0.000	0.000	0.000	0.001	-	-		0.000	0.000	0.000	0.003	-	-				0.013
1.400	0.000	0.000	0.000	0.180	-	-	0.000	0.000	0.000		0.188	-	-			0.000	0.000	0.000	0.009	-	-		0.000	0.000	0.000	0.014	-	-				0.014
1.500	0.000	0.000	0.000	0.103	-	-	0.000	0.000	0.000		0.114	-	-			0.000	0.000	0.000	0.032	-	-		0.000	0.000	0.000	0.041	-	-				0.015
1.600	0.000	0.000	0.000	0.049	-	-	0.000	0.000	0.000		0.061	-	-			0.000	0.000	0.000	0.078	-	-		0.000	0.000	0.000	0.088	-	-				0.016
1.700	0.000	0.000	0.000	0.020	-	-	0.000	0.000	0.000		0.029	-	-			0.000	0.000	0.000	0.148	-	-		0.000	0.000	0.000	0.156	-	-				0.017
1.800	0.000	0.000	0.000	0.006	-	-	0.000	0.000	0.000		0.012	-	-			0.000	0.000	0.000	0.235	-	-		0.000	0.000	0.000	0.239	-	-				0.018
1.900	0.000	0.000	0.000	0.002	-	-	0.000	0.000	0.000		0.004	-	-			0.000	0.000	0.000	0.331	-	-		0.000	0.000	0.000	0.332	-	-				0.019
2.000	0.000	0.000	0.000	0.001	-	-	0.000	0.000	0.000		0.001	-	-			0.000	0.000	0.000	0.430	-	-		0.000	0.000	0.000	0.430	-	-				0.020
2.200	0.000	0.000	0.000	0.001	-	-	0.000	0.000	0.000		0.001	-	-			0.000	0.000	0.000	0.630	-	-		0.000	0.000	0.000	0.630	-	-				0.022
2.400	0.000	0.000	0.000	0.001	-	-	0.000	0.000	0.000		0.001	-	-			0.000	0.000	0.000	0.830	-	-		0.000	0.000	0.000	0.830	-	-				0.024
2.600	0.000	0.000	0.000	0.001	-	-										0.000	0.000	0.000	1.03	-	-											0.026
Totals:					0	0						0	0	0	0	0							0	0							0	0
Number of Trades:					0							0	0	0	0	0							0.00								0	0

NATIONAL BANK (CR)

(Contract Size: 100 Securities, Exercise Style: American, Physical Delivery)

Call Options														Put Options																							
September 2024							October 2024							Other Months		September 2024							October 2024							Other Months							
Exercise Price	Open price	Price max	Price min	Last price	Closing price	Volume	Open Interest	Open price	Price max	Price min	Last price	Closing price	Volume	Open Interest	Volume	Open Interest	Open price	Price max	Price min	Last price	Closing price	Volume	Open Interest	Open price	Price max	Price min	Last price	Closing price	Volume	Open Interest	Volume	Open Interest	Exercise Price				
3.400	0.000	0.000	0.000		4.29	-	-						-	-			0.000	0.000	0.000		0.001	-	-						-	-			0.034				
3.600	0.000	0.000	0.000		4.09	-	-						-	-			0.000	0.000	0.000		0.001	-	-						-	-			0.036				
3.800	0.000	0.000	0.000		3.89	-	-						-	-			0.000	0.000	0.000		0.001	-	-						-	-			0.038				
4.000	0.000	0.000	0.000		3.69	-	-						-	-			0.000	0.000	0.000		0.001	-	-						-	-			0.040				
4.400	0.000	0.000	0.000		3.29	-	-						-	-			0.000	0.000	0.000		0.001	-	-						-	-			0.044				
4.800	0.000	0.000	0.000		2.89	-	-						-	-			0.000	0.000	0.000		0.001	-	-						-	-			0.048				
5.200	0.000	0.000	0.000		2.49	-	-	0.000	0.000	0.000		2.50	-	-			0.000	0.000	0.000		0.001	-	-	0.000	0.000	0.000		0.001	-	-			0.052				
5.600	0.000	0.000	0.000		2.09	-	-	0.000	0.000	0.000		2.10	-	-			0.000	0.000	0.000		0.001	-	-	0.000	0.000	0.000		0.002	-	-			0.056				
6.000	0.000	0.000	0.000		1.70	-	-	0.000	0.000	0.000		1.71	-	-			0.000	0.000	0.000		0.001	-	-	0.000	0.000	0.000		0.008	-	-			0.060				
6.400	0.000	0.000	0.000		1.30	-	-	0.000	0.000	0.000		1.33	-	-			0.000	0.000	0.000		0.001	-	-	0.000	0.000	0.000		0.028	-	-			0.064				
6.800	0.000	0.000	0.000		0.904	-	-	0.000	0.000	0.000		0.986	-	-			0.000	0.000	0.000		0.008	-	6	0.000	0.000	0.000		0.080	-	-			0.068				
7.200	0.000	0.000	0.000		0.545	-	-	0.000	0.000	0.000		0.685	-	-			0.000	0.000	0.000		0.049	-	-	0.000	0.000	0.000		0.178	-	-			0.072				
7.600	0.000	0.000	0.000		0.267	-	-	0.000	0.000	0.000		0.447	-	-			0.000	0.000	0.000		0.171	-	-	0.000	0.000	0.000		0.339	-	-			0.076				
8.000	0.000	0.000	0.000		0.100	-	-	0.257	0.257	0.257	0.257	0.257	4	-			0.000	0.000	0.000		0.405	-	-	0.000	0.000	0.000		0.562	-	-			0.080				
8.400	0.000	0.000	0.000		0.029	-	-	0.000	0.000	0.000		0.154	-	-			0.000	0.000	0.000		0.734	-	-	0.000	0.000	0.000		0.848	-	-			0.084				
8.800	0.000	0.000	0.000		0.006	-	-	0.000	0.000	0.000		0.082	-	-			0.000	0.000	0.000		1.11	-	-	0.000	0.000	0.000		1.18	-	-			0.088				
9.200	0.000	0.000	0.000		0.001	-	-	0.000	0.000	0.000		0.039	-	-			0.000	0.000	0.000		1.51	-	-	0.000	0.000	0.000		1.54	-	-			0.092				
9.600	0.000	0.000	0.000		0.001	-	-	0.000	0.000	0.000		0.019	-	-			0.000	0.000	0.000		1.91	-	-	0.000	0.000	0.000		1.92	-	-			0.096				
10.000	0.000	0.000	0.000		0.002	-	-	0.000	0.000	0.000		0.008	-	-			0.000	0.000	0.000		2.31	-	-	0.000	0.000	0.000		2.31	-	-			0.100				
11.000	0.000	0.000	0.000		0.001	-	-	0.000	0.000	0.000		0.001	-	-			0.000	0.000	0.000		3.31	-	-	0.000	0.000	0.000		3.31	-	-			0.110				
Totals:						0	0							4	0	0	0							0	6							0	0	0	304		
Number of Trades:						0							1							0							0.00							0			0

OPAP (CR)

(Contract Size: 100 Securities, Exercise Style: American, Physical Delivery)

Exercise Price	Call Options												Put Options																								
	September 2024						October 2024						Other Months		September 2024						October 2024						Other Months		Exercise Price								
	Open price	Price max	Price min	Last price	Closing price	Volume	Open Interest	Open price	Price max	Price min	Last price	Closing price	Volume	Open Interest	Volume	Open Interest	Open price	Price max	Price min	Last price	Closing price	Volume	Open Interest	Open price	Price max	Price min	Last price	Closing price		Volume	Open Interest	Volume	Open Interest				
9.600	0.000	0.000	0.000	6.41	-	-	0.000	0.000	0.000	6.02	-	-	0.000	0.000	0.000	0.001	-	-	0.000	0.000	0.000	0.001	-	-	0.000	0.000	0.000	0.001		-	-	0.000	0.000	0.000	0.001	-	-
10.000	0.000	0.000	0.000	6.01	-	-	0.000	0.000	0.000	6.02	-	-	0.000	0.000	0.000	0.001	-	-	0.000	0.000	0.000	0.001	-	-	0.000	0.000	0.000	0.001	-	-	0.000	0.000	0.000	0.001	-	-	0.100
11.000	0.000	0.000	0.000	5.01	-	-	0.000	0.000	0.000	5.03	-	-	0.000	0.000	0.000	0.001	-	-	0.000	0.000	0.000	0.001	-	-	0.000	0.000	0.000	0.001	-	-	0.000	0.000	0.000	0.001	-	-	0.110
12.000	0.000	0.000	0.000	4.01	-	-	0.000	0.000	0.000	4.03	-	-	0.000	0.000	0.000	0.001	-	-	0.000	0.000	0.000	0.001	-	-	0.000	0.000	0.000	0.001	-	-	0.000	0.000	0.000	0.001	-	-	0.120
13.000	0.000	0.000	0.000	3.01	-	-	0.000	0.000	0.000	3.03	-	-	0.000	0.000	0.000	0.001	-	-	0.000	0.000	0.000	0.001	-	-	0.000	0.000	0.000	0.001	-	-	0.000	0.000	0.000	0.001	-	-	0.130
14.000	0.000	0.000	0.000	2.01	-	-	0.000	0.000	0.000	2.05	-	-	0.000	0.000	0.000	0.005	-	-	0.000	0.000	0.000	0.005	-	-	0.000	0.000	0.000	0.005	-	-	0.000	0.000	0.000	0.005	-	-	0.140
15.000	0.000	0.000	0.000	1.03	-	-	0.000	0.000	0.000	1.16	-	-	0.000	0.000	0.000	0.018	-	20	0.000	0.000	0.000	0.018	-	20	0.000	0.000	0.000	0.122	-	-	0.000	0.000	0.000	0.122	-	-	0.150
16.000	0.000	0.000	0.000	0.278	-	7	0.000	0.000	0.000	0.502	-	-	0.000	0.000	0.000	0.265	-	53	0.000	0.000	0.000	0.265	-	53	0.000	0.000	0.000	0.467	-	-	0.000	0.000	0.000	0.467	-	-	0.160
17.000	0.000	0.000	0.000	0.025	-	-	0.000	0.000	0.000	0.160	-	70	0.000	0.000	0.000	1.02	-	5	0.000	0.000	0.000	1.02	-	5	0.000	0.000	0.000	1.13	-	-	0.000	0.000	0.000	1.13	-	-	0.170
18.000	0.000	0.000	0.000	0.001	-	-	0.000	0.000	0.000	0.037	-	-	0.000	0.000	0.000	2.00	-	-	0.000	0.000	0.000	2.00	-	-	0.000	0.000	0.000	2.01	-	-	0.000	0.000	0.000	2.01	-	-	0.180
19.000	0.000	0.000	0.000	0.001	-	-	0.000	0.000	0.000	0.005	-	-	0.000	0.000	0.000	3.00	-	-	0.000	0.000	0.000	3.00	-	-	0.000	0.000	0.000	3.00	-	-	0.000	0.000	0.000	3.00	-	-	0.190
20.000	0.000	0.000	0.000	0.001	-	-	0.000	0.000	0.000	0.001	-	-	0.000	0.000	0.000	4.00	-	-	0.000	0.000	0.000	4.00	-	-	0.000	0.000	0.000	4.00	-	-	0.000	0.000	0.000	4.00	-	-	0.200
22.000	0.000	0.000	0.000	0.001	-	-	0.000	0.000	0.000	0.001	-	-	0.000	0.000	0.000	6.00	-	-	0.000	0.000	0.000	6.00	-	-	0.000	0.000	0.000	6.00	-	-	0.000	0.000	0.000	6.00	-	-	0.220
24.000	0.000	0.000	0.000	0.001	-	-	0.000	0.000	0.000	0.001	-	-	0.000	0.000	0.000	8.00	-	-	0.000	0.000	0.000	8.00	-	-	0.000	0.000	0.000	8.00	-	-	0.000	0.000	0.000	8.00	-	-	0.240
Totals:						0	7						0	70	0	0			0	78														0	0	0	0
Number of Trades:							0						0	0	0				0.00																0	0	

OTE (CR)

(Contract Size: 100 Securities, Exercise Style: American, Physical Delivery)

Exercise Price	Call Options													Put Options																		
	September 2024						October 2024						Other Months		September 2024						October 2024						Other Months		Exercise Price			
	Open price	Price max	Price min	Last price	Closing price	Volume	Open Interest	Open price	Price max	Price min	Last price	Closing price	Volume	Open Interest	Volume	Open Interest	Open price	Price max	Price min	Last price	Closing price	Volume	Open Interest	Open price	Price max	Price min	Last price	Closing price		Volume	Open Interest	Volume
9.200	0.000	0.000	0.000	5.96	-	-	0.000	0.000	0.000	0.000	5.57	-	-	0.000	0.000	0.000	0.001	-	-	0.000	0.000	0.000	0.001	-	-	0.000	0.000	0.000		0.001	-	-
9.600	0.000	0.000	0.000	5.56	-	-	0.000	0.000	0.000	0.000	5.17	-	-	0.000	0.000	0.000	0.001	-	-	0.000	0.000	0.000	0.001	-	-	0.000	0.000	0.000	0.001	-	-	0.096
10.000	0.000	0.000	0.000	5.16	-	-	0.000	0.000	0.000	0.000	4.18	-	-	0.000	0.000	0.000	0.001	-	-	0.000	0.000	0.000	0.001	-	-	0.000	0.000	0.000	0.001	-	-	0.100
11.000	0.000	0.000	0.000	4.16	-	-	0.000	0.000	0.000	0.000	3.18	-	-	0.000	0.000	0.000	0.009	-	-	0.000	0.000	0.000	0.001	-	-	0.000	0.000	0.000	0.001	-	-	0.110
12.000	0.000	0.000	0.000	3.16	-	-	0.000	0.000	0.000	0.000	2.19	-	-	0.000	0.000	0.000	0.001	-	-	0.000	0.000	0.000	0.001	-	-	0.000	0.000	0.000	0.001	-	-	0.120
13.000	0.000	0.000	0.000	2.16	-	-	0.000	0.000	0.000	0.000	1.28	-	-	0.000	0.000	0.000	0.002	-	-	0.000	0.000	0.000	0.010	-	-	0.000	0.000	0.000	0.010	-	-	0.130
14.000	0.000	0.000	0.000	1.17	-	25	0.000	0.000	0.000	0.000	0.578	-	-	0.000	0.000	0.000	0.011	-	45	0.000	0.000	0.000	0.093	-	-	0.000	0.000	0.000	0.093	-	-	0.140
15.000	0.000	0.000	0.000	0.364	-	1	0.000	0.000	0.000	0.000	0.191	-	-	0.000	0.000	0.000	0.202	-	5	0.000	0.000	0.000	0.394	-	-	0.000	0.000	0.000	0.394	-	-	0.150
16.000	0.000	0.000	0.000	0.042	-	5	0.000	0.000	0.000	0.000	0.044	-	-	0.000	0.000	0.000	0.882	-	-	0.000	0.000	0.000	1.01	-	-	0.000	0.000	0.000	1.01	-	-	0.160
17.000	0.000	0.000	0.000	0.001	-	-	0.000	0.000	0.000	0.000	0.007	-	-	0.000	0.000	0.000	1.85	-	-	0.000	0.000	0.000	1.87	-	-	0.000	0.000	0.000	1.87	-	-	0.170
18.000	0.000	0.000	0.000	0.001	-	-	0.000	0.000	0.000	0.000	0.001	-	-	0.000	0.000	0.000	2.85	-	-	0.000	0.000	0.000	2.85	-	-	0.000	0.000	0.000	2.85	-	-	0.180
19.000	0.000	0.000	0.000	0.001	-	-	0.000	0.000	0.000	0.000	0.001	-	-	0.000	0.000	0.000	3.85	-	-	0.000	0.000	0.000	3.85	-	-	0.000	0.000	0.000	3.85	-	-	0.190
20.000	0.000	0.000	0.000	0.001	-	-	0.000	0.000	0.000	0.000	0.001	-	-	0.000	0.000	0.000	4.85	-	-	0.000	0.000	0.000	4.85	-	-	0.000	0.000	0.000	4.85	-	-	0.200
Totals:						31							0	0	0	0																
Number of Trades:						0							0	0	0	0																

PIRAEUS FINANCIAL HOLD (CR)

(Contract Size: 100 Securities, Exercise Style: American, Physical Delivery)

Call Options														Put Options																		
September 2024							October 2024							Other Months		September 2024							October 2024							Other Months		Exercise Price
Open price	Price max	Price min	Last price	Closing price	Volume	Open Interest	Open price	Price max	Price min	Last price	Closing price	Volume	Open Interest	Volume	Open Interest	Open price	Price max	Price min	Last price	Closing price	Volume	Open Interest	Open price	Price max	Price min	Last price	Closing price	Volume	Open Interest	Volume	Open Interest	
1.800	0.000	0.000	0.000	2.19	-	-										0.000	0.000	0.000	0.001	-	-											0.018
1.900	0.000	0.000	0.000	2.09	-	-										0.000	0.000	0.000	0.001	-	-											0.019
2.000	0.000	0.000	0.000	1.99	-	-										0.000	0.000	0.000	0.001	-	-											0.020
2.200	0.000	0.000	0.000	1.79	-	-										0.000	0.000	0.000	0.001	-	-											0.022
2.400	0.000	0.000	0.000	1.59	-	-	0.000	0.000	0.000		1.60	-	-			0.000	0.000	0.000	0.001	-	-	0.000	0.000	0.000	0.000	0.001	-	-				0.024
2.600	0.000	0.000	0.000	1.39	-	-	0.000	0.000	0.000		1.40	-	-			0.000	0.000	0.000	0.001	-	-	0.000	0.000	0.000	0.000	0.001	-	-				0.026
2.800	0.000	0.000	0.000	1.19	-	-	0.000	0.000	0.000		1.20	-	-			0.000	0.000	0.000	0.001	-	-	0.000	0.000	0.000	0.000	0.001	-	-				0.028
3.000	0.000	0.000	0.000	0.993	-	-	0.000	0.000	0.000		0.999	-	-			0.000	0.000	0.000	0.001	-	-	0.000	0.000	0.000	0.000	0.002	-	-				0.030
3.200	0.000	0.000	0.000	0.793	-	-	0.000	0.000	0.000		0.805	-	-			0.000	0.000	0.000	0.001	-	-	0.000	0.000	0.000	0.000	0.008	-	-				0.032
3.400	0.000	0.000	0.000	0.595	-	-	0.000	0.000	0.000		0.622	-	-			0.000	0.000	0.000	0.002	-	-	0.000	0.000	0.000	0.000	0.024	-	-				0.034
3.600	0.000	0.000	0.000	0.405	-	-	0.000	0.000	0.000		0.456	-	-			0.000	0.000	0.000	0.012	-	-	0.000	0.000	0.000	0.000	0.058	-	-				0.036
3.800	0.000	0.000	0.000	0.241	-	-	0.000	0.000	0.000		0.316	-	-			0.000	0.000	0.000	0.048	-	-	0.000	0.000	0.000	0.000	0.117	-	-				0.038
4.000	0.000	0.000	0.000	0.120	-	-	0.000	0.000	0.000		0.205	-	4			0.000	0.000	0.000	0.127	-	-	0.000	0.000	0.000	0.000	0.206	-	-				0.040
4.400	0.000	0.000	0.000	0.016	-	-	0.000	0.000	0.000		0.073	-	-			0.000	0.000	0.000	0.424	-	-	0.000	0.000	0.000	0.000	0.474	-	-				0.044
4.800	0.000	0.000	0.000	0.001	-	-	0.000	0.000	0.000		0.020	-	-			0.000	0.000	0.000	0.810	-	-	0.000	0.000	0.000	0.000	0.823	-	-				0.048
5.200	0.000	0.000	0.000	0.001	-	-	0.000	0.000	0.000		0.004	-	-			0.000	0.000	0.000	1.21	-	-	0.000	0.000	0.000	0.000	1.21	-	-				0.052
5.600	0.000	0.000	0.000	0.001	-	-	0.000	0.000	0.000		0.001	-	-			0.000	0.000	0.000	1.61	-	-	0.000	0.000	0.000	0.000	1.61	-	-				0.056
6.000	0.000	0.000	0.000	0.001	-	-	0.000	0.000	0.000		0.001	-	-			0.000	0.000	0.000	2.01	-	-	0.000	0.000	0.000	0.000	2.01	-	-				0.060
6.400	0.000	0.000	0.000	0.001	-	-										0.000	0.000	0.000	2.41	-	-											0.064
Totals:					0	0						0	4	0	0							0	0									0
Number of Trades:					0								0	0									0.00									0

PPC (CR)

(Contract Size: 100 Securities, Exercise Style: American, Physical Delivery)

Call Options														Put Options																		
September 2024							October 2024							Other Months		September 2024							October 2024							Other Months		Exercise Price
Open price	Price max	Price min	Last price	Closing price	Volume	Open Interest	Open price	Price max	Price min	Last price	Closing price	Volume	Open Interest	Volume	Open Interest	Open price	Price max	Price min	Last price	Closing price	Volume	Open Interest	Open price	Price max	Price min	Last price	Closing price	Volume	Open Interest	Volume	Open Interest	
6.800	0.000	0.000	0.000	4.84	-	-										0.000	0.000	0.000	0.001	-	-											0.068
7.200	0.000	0.000	0.000	4.44	-	-										0.000	0.000	0.000	0.001	-	-											0.072
7.600	0.000	0.000	0.000	4.04	-	-										0.000	0.000	0.000	0.001	-	-											0.076
8.000	0.000	0.000	0.000	3.64	-	-	0.000	0.000	0.000		3.65	-	-			0.000	0.000	0.000	0.001	-	-	0.000	0.000	0.000	0.002	-	-					0.080
8.400	0.000	0.000	0.000	3.24	-	-	0.000	0.000	0.000		3.25	-	-			0.000	0.000	0.000	0.001	-	-	0.000	0.000	0.000	0.001	-	-					0.084
8.800	0.000	0.000	0.000	2.84	-	-	0.000	0.000	0.000		2.85	-	-			0.000	0.000	0.000	0.001	-	-	0.000	0.000	0.000	0.001	-	-					0.088
9.200	0.000	0.000	0.000	2.44	-	-	0.000	0.000	0.000		2.45	-	-			0.000	0.000	0.000	0.001	-	-	0.000	0.000	0.000	0.002	-	-					0.092
9.600	0.000	0.000	0.000	2.04	-	-	0.000	0.000	0.000		2.06	-	-			0.000	0.000	0.000	0.001	-	-	0.000	0.000	0.000	0.009	-	-					0.096
10.000	0.000	0.000	0.000	1.64	-	-	0.000	0.000	0.000		1.68	-	-			0.000	0.000	0.000	0.001	-	-	0.000	0.000	0.000	0.026	-	-					0.100
11.000	0.000	0.000	0.000	0.693	-	67	0.754	0.793	0.754	0.793	0.793	15	10			0.000	0.000	0.000	0.054	-	5	0.000	0.000	0.000	0.186	-	-					0.110
12.000	0.000	0.000	0.000	0.123	-	2	0.264	0.283	0.264	0.283	0.283	10	24			0.000	0.000	0.000	0.485	-	-	0.000	0.000	0.000	0.653	-	-					0.120
13.000	0.000	0.000	0.000	0.006	-	-	0.000	0.000	0.000		0.078	-	-			0.000	0.000	0.000	1.37	-	-	0.000	0.000	0.000	1.43	-	-					0.130
14.000	0.000	0.000	0.000	0.001	-	-	0.000	0.000	0.000		0.014	-	-			0.000	0.000	0.000	2.37	-	-	0.000	0.000	0.000	2.37	-	-					0.140
15.000	0.000	0.000	0.000	0.001	-	-	0.000	0.000	0.000		0.002	-	-			0.000	0.000	0.000	3.37	-	-	0.000	0.000	0.000	3.37	-	-					0.150
16.000	0.000	0.000	0.000	0.001	-	-	0.000	0.000	0.000		0.002	-	-			0.000	0.000	0.000	4.37	-	-	0.000	0.000	0.000	4.37	-	-					0.160
17.000	0.000	0.000	0.000	0.001	-	-	0.000	0.000	0.000		0.002	-	-			0.000	0.000	0.000	5.37	-	-	0.000	0.000	0.000	5.37	-	-					0.170
18.000	0.000	0.000	0.000	0.001	-	-										0.000	0.000	0.000	6.37	-	-					-	-					0.180
Totals:					0	69						25	34	0	0							0	5							0	0	
Number of Trades:					0							5		0								0.00							0		0	

Lending Products	Underlying Title	Open Interest[5]	Multilateral Transactions[1]				Bilateral Transactions[2]		Stock Borrowing through OTC (volume)[3]	
			Volume(Offered)	Average Weighted	Transactions volume	Average Weighted	Transactions Volume	Average Weighted	Transactions Volume	
ADMIEBOR	ADMIE (IPTO) HOLDING S.A. (CR)	8,500	---	---	---	---	---	---	254,440	
AEGNBOR	AEGEAN AIRLINES (CR)	---	---	---	---	---	---	---	416,499	
AETFBOR	ALPHA ETF FTSE Athex Large Cap	---	---	---	---	---	---	---	---	
ALPHABOR	ALPHA SERVICES HOLD (CR)	10,000	---	---	72,141	5.23%	---	---	65,946,832	
AIABOR	ATHENS INTL AIRPORT (CR)	---	---	---	---	---	---	---	182,800	
ACAGBOR	AUSTRIACARD (CB)	---	---	---	---	---	---	---	1,000	
OTOELBOR	AUTOHELLAS SA (CR)	1,500	---	---	---	---	---	---	77,689	
AVAXBOR	AVAX S.A. (CR)	---	---	---	---	---	---	---	---	
EEEBOR	CC HBC AG (CR)	26,644	---	---	---	---	---	---	77,221	
CENERBOR	CENERGY HOLDINGS (CB)	---	---	---	---	---	---	---	21,022	
DIMANDBOR	DIMAND (CR)	---	---	---	---	---	---	---	84,198	
ELLAKTORBOR	ELLAKTOR (CR)	7,681	---	---	---	---	---	---	82,013	
ELHABOR	ELVALHALCOR (CR)	788	---	---	---	---	---	---	334,986	
EPSILBOR	EPSILON NET (CR)	---	---	---	---	---	---	---	8,000	
EUROBBOR	EUROBANK HOLDINGS (CR)	110,000	---	---	---	---	---	---	35,949,973	
EYDAPBOR	EYDAP S.A. (CR)	845	---	---	---	---	---	---	211,465	
FOYRKBOR	FOURLIS (CR)	611	---	---	---	---	---	---	29,673	
GEKTERNABOR	GEK TERNA (CR)	---	---	---	---	---	---	---	10,360	
SARBOR	GR. SARANTIS S.A. (CR)	5,808	---	---	---	---	---	---	16,411	
EXAEBOR	HELLENIC EXCHANGES-A.S.E. (CR)	---	---	---	---	---	---	---	152,047	
ELPEBOR	HELLENIQ ENERGY (CR)	---	---	---	---	---	---	---	1,279,901	
INTEKBOR	IDEAL HOLDINGS (CR)	---	---	---	---	---	---	---	14,800	
INTRKBOR	INTRACOM HOLDINGS (CR)	---	---	---	---	---	---	---	18,000	
INKATBOR	INTRAKAT (CR)	---	---	---	---	---	---	---	654,361	
INLOTBOR	INTRALOT (CR)	---	---	---	---	---	---	---	87,977	
BELABOR	JUMBO SA (CR)	9,184	---	---	---	---	---	---	221,735	
KRIBOR	KRI-KRI S.A. (CR)	---	---	---	---	---	---	---	---	
LAMDABOR	LAMDA DEVELOPMENT SA (CR)	---	---	---	---	---	---	---	233,705	
LAVIBOR	LAVIPHARM SA (CR)	---	---	---	---	---	---	---	---	
MYTILBOR	METLEN ENERGY & METALS (CR)	---	---	---	---	---	---	---	194,082	
MIGBOR	MIG (CR)	541	---	---	---	---	---	---	40,179	

Stock Lending Notes

[1] - Multilateral contracts Lending or Borrowing as per Methods 8-1, 8-2 and 8-3-3 (According to ATHEX BoD Resolution No.17)

[2] - Bilateral Contracts Lending or Borrowing as per Methods 8-3-1 and 8-3-2 & Contracts as per Method 4 (According to ATHEX BoD Resolution No.20)

[3] - The information concerning OTC Stock Borrowing Transactions is based on the statements of the Dematerialised Securities System (DSS) operators involved and refers to volumes that have been registered up until the previous working day.

[4] - Average Price (Volume weighted)

[5] - The Data concerning Open Interest before the start of trading session

Lending Products	Underlying Title	Open Interest[5]	Multilateral Transactions[1]				Bilateral Transactions[2]		Stock Borrowing through OTC (volume)[3]	
			Volume(Offered)	Average Weighted	Transactions volume	Average Weighted	Transactions Volume	Average Weighted	Transactions Volume	
MOHBOR	MOTOR OIL (CR)	120,064	---	---	---	---	---	---	1,381,757	
ETEBOR	NATIONAL BANK (CR)	58,735	---	---	2	4.75%	---	---	12,091,576	
OPAPBOR	OPAP (CR)	2,542	---	---	---	---	---	---	1,683,765	
OPTIMABOR	OPTIMA BANK (CR)	7,300	---	---	---	---	---	---	1,026,183	
HTOBOR	OTE (CR)	---	---	---	---	---	---	---	1,571,166	
PPABOR	P.P.A. S.A. (CR)	1,000	---	---	---	---	---	---	81,641	
TPEIRBOR	PIRAEUS FINANCIAL HOLD (CR)	---	---	---	---	---	---	---	14,512,149	
PPCBOR	PPC (CR)	2,000	---	---	---	---	---	---	1,469,484	
PROFBOR	PROFILE SA (CR)	---	---	---	---	---	---	---	10,000	
QUESTBOR	QUEST HOLDINGS (CR)	391	---	---	---	---	---	---	24,382	
OLYMPBOR	TECHNICAL OLYMPIC SA (CR)	---	---	---	---	---	---	---	---	
TENERGYBOR	TERNA ENERGY (CR)	---	---	---	---	---	---	---	523,392	
EYAPSBOR	THESSALONIKA WATER & SEWERAGE	---	---	---	---	---	---	---	---	
PLATBOR	THRACE PLASTICS SA (CR)	---	---	---	---	---	---	---	1,596	
TITCBOR	TITAN CEMENT (CB)	3,533	---	---	---	---	---	---	196,482	
VIOBOR	VIOHALCO SA/NV (CB)	744	---	---	---	---	---	---	---	

Stock Lending Notes

[1] - Multilateral contracts Lending or Borrowing as per Methods 8-1, 8-2 and 8-3-3 (According to ATHEX BoD Resolution No.17)

[2] - Bilateral Contracts Lending or Borrowing as per Methods 8-3-1 and 8-3-2 & Contracts as per Method 4 (According to ATHEX BoD Resolution No.20)

[3] - The information concerning OTC Stock Borrowing Transactions is based on the statements of the Dematerialised Securities System (DSS) operators involved and refers to volumes that have been registered up until the previous working day.

[4] - Average Price (Volume weighted)

[5] - The Data concerning Open Interest before the start of trading session

Sectors codification for listed companies

12003-	ETF	10101010	Computer Services
10101015	Software	10102030	Computer Hardware
15101010	Telecommunications Equipment	15102015	Telecommunications Services
20101010	Health Care Facilities	20101025	Health Care Services
20102010	Medical Equipment	20103015	Pharmaceuticals
30101010	Banks	30202000	Diversified Financial Services
30202010	Asset Managers & Custodians	30202015	Investment Services
30204000	Closed End Investments	30302010	Full Line Insurance
30302015	Insurance Brokers	30302025	Property and Casualty Insurance
35101010	Real Estate Holding and Development	35101015	Real Estate Services
35102000	Diversified REITs	35102030	Office REITs
35102045	Retail REITs.	40201040	Rental & Leasing Services: Consumer
40202010	Home Construction	40202015	Household Furnishings
40202020	Household Appliance	40203040	Electronic Entertainment
40204020	Clothing & Accessories	40301010	Entertainment
40301030	Publishing	40301035	Radio & TV Broadcasters
40401010	Diversified Retailers	40401020	Apparel Retailers
40401025	Home Improvement Retailers	40401030	Specialty Retailers
40501010	Airlines	40501015	Travel & Tourism
40501020	Casinos & Gambling	40501025	Hotels & Motels
45101015	Distillers & Vintners	45101020	Soft Drinks
45102010	Farming Fishing Ranching & Plantations	45102020	Food Products
45103010	Tobacco	45201010	Food Retailers & Wholesalers
45201020	Personal Products	50101010	Construction
50101020	Building Roof/Wallboard and Plumbing	50101030	Cement
50101035	Building Materials: Other	50202010	Electrical Components
50203015	Plastics	50203030	Containers & Packaging
50204000	Machinery: Industrial	50204020	Machinery: Construction & Handling
50205010	Industrial Suppliers	50205020	Back Office Support HR & Consulting
50205030	Forms & Bulk Printing Services	50206015	Commercial Vehicles & Parts
50206030	Marine Transportation	50206060	Transportation Services
55101000	Diversified Materials	55101020	Textile Products
55102000	General Mining	55102010	Iron & Steel
55102015	Metal Fabricating	55102035	Aluminum
60101020	Oil Refining and Marketing	65101010	Alternative Electricity
65101015	Conventional Electricity	65102000	Multi-Utilities
65102030	Water		



ATHEX
Athens Stock Exchange

Λεωφ. Αθηνών 110 104 42 Αθήνα
110, Athinon Ave. GR 104 42 Athens
tel. (+30)210-33.66.800, fax (+30)210-33.66.101
www.athexgroup.gr