

24

Ημερήσιο Δελτίο
Συναλλακτικής Δραστηριότητας

Daily Official List
of Trading Activity

Tuesday, 27 August, 2024

Year: 145 Trading Day No: 161



ATHEXGROUP
Athens Exchange Group

Disclaimer:

Hellenic Exchanges-Athens Stock Exchange S.A endeavours to ensure that the data and other material ("Information") presented on the Daily Official List are accurate and complete, but it is not liable for any errors or omissions of data or /and for the accuracy, credibility, updating and completeness of the aforesaid information nor it has any liability arising directly or indirectly from the use of the above Information.

The Company is not liable for the accuracy of the data included in listed companies' announcements. Only the sender of such an announcement is fully and solely liable for any infringement of third party's rights from the content of such announcement. All contents of the Daily Official List are provided only for information purposes and do not constitute investment advice or solicitation to invest in securities or other products listed for trading on the Exchange.

You acknowledge and agree that the Company is the owner of any property rights related to any Information appearing on the Daily Official List including intellectual property rights copyright, trademarks, etc.

The above data are a property of the Hellenic Exchanges-Athens Exchange and are copyright protected. Users are forbidden to reproduce, modify, copy, sale, transmit or redistribute, by all reproduction means and methods, part or the whole of the above data, without reference to their source.

The commercial exploitation of these data is, also, forbidden by third parties. Hellenic Exchanges-Athens Exchange does not carry any responsibility, direct or indirect, derived from usage or accidental alteration of the above data when used by third parties.

Hellenic Exchanges – Athens Stock Exchange S.A.

110 Athinon Ave., 10442 Athens, Tel: (210) 33.66.800, Fax: (210) 32.13.938

www.athexgroup.gr

Thessalonica Stock Exchange Center (T.S.E.C)

16-18 Katouni Str., Thessalonica 546 25 Tel: (2310) 567.667, Fax: (2310) 530.545

Athex Members Guarantee Fund

14-16 Fidiou Str., Athens 106 78, Tel: (210) 33.04.682, Fax: (210) 33.04.155

Hellenic Republic Capital Market Commission

1 Kolokotroni Str. & 1 Stadiou Str., Athens 10562 Tel: (210) 33.77.100 Fax: (210) 33.77.173

Table of Contents

Section 1: Statistical Figures of Securities, Derivatives and Lending

Summary of Markets

Athex Indices

Analytic Figures for Athex Market's Boards and Categories

Trading Details by Athex Sectors and Financial Instruments (ETFs)

Top 10 best & worst performing Shares

Derivatives Summary

Section 2: Analytic Figures of Shares Transactions

Analytic Figures of Shares Transactions

Shares' Notes

Section 3: Figures of Securities Transactions

Securities Blocks Details

Shares Rights Details

Stock Borrowing

Forced Sales Details

Forced Sales Registered Shares

Exchange Traded Funds (ETFs) Characteristics

Section 5: Bonds traded in Fixed Income Assets Market

Convertible Corporate Bonds - Regulated Market

Non Convertible Corporate Bonds - Regulated Market

Government Bonds

Treasury Bills & Zero Coupon Government Bonds

Government Bonds Traded with the Open Outcry Method

State Banks Bonds

Section 6: Additional Infos

Athex & ATHEXClear Members List

List of Stocks under Market Making operations

Section 7: Derivatives Market Analytic Figures

Index Futures

Stock Futures

Index Options

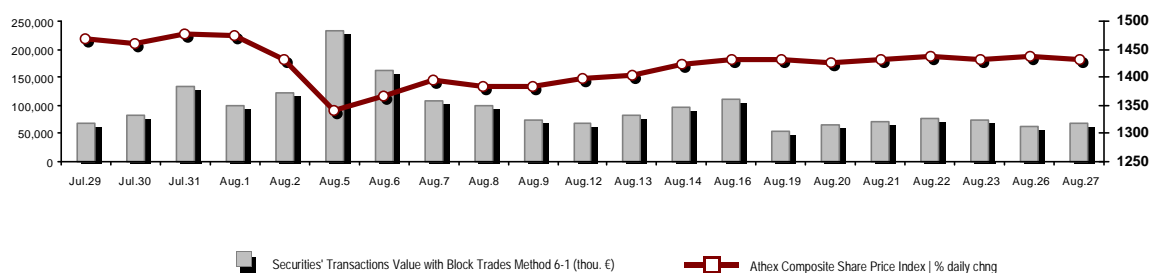
Stock Options

Stock Lending Analytic Figures

Appendix A: Sectors codification for listed companies

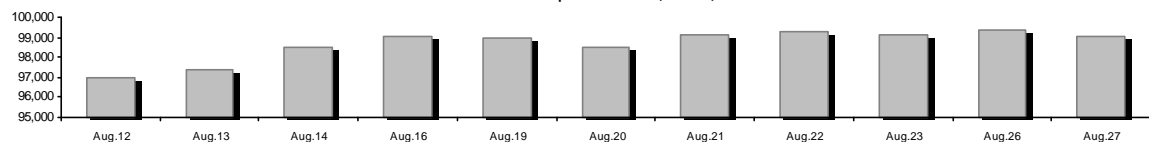
Summary of Markets

Athex Composite Share Price Index vs Shares and Derivatives Transactions Value

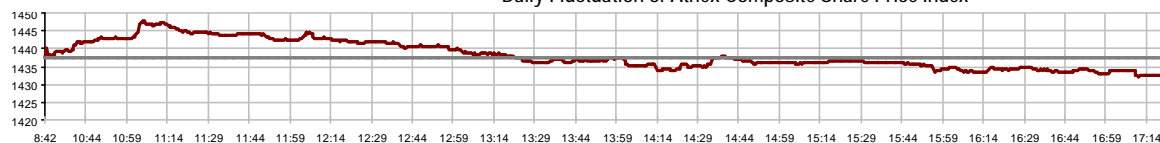


Athex Capitalisation (mill. €)**:	99,036.87		Derivatives Total Open Interest	410,376
Daily change: mill. € %	-346.99	-0.35%	in Index Futures % daily chng	5,334 3.86%
Yearly Avg Capitalisation: mill. € % chng prev year Avg	97,645.99	21.47%	in Stock Futures % daily chng	403,582 1.54%
Athex Composite Share Price Index % daily chng	1,432.46	-0.36%	in Index Options % daily chng	843 14.23%
Athex Composite Share Price Index Capitalisation (mill. €)	90,804.28		in Stock Options % daily chng	617 0.00%
Daily change (mill. €)	-330.47			
Securities' Transactions Value with Block Trades Method 6-1 (t)	69,409.55		Derivatives Contracts Volume:	10,629
Daily change: %	6,119.90	9.67%	Daily change: pieces %	-1,355 -11.31%
YtD Avg Trans. Value: thou. € % chng prev year Avg	129,303.47	18.01%	YtD Avg Derivatives Contracts % chng prev year Avg	35,930 -18.27%
Blocks Transactions Value of Method 6-1 (thou. €)	1,006.12		Derivatives Trades Number:	877
Blocks Transactions Value of Method 6-2 & 6-3 (thou. €)	10.13		Daily change: number %	116 15.24%
Bonds Transactions Value (thou.€)	639.63		YtD Avg Trades number % chng prev year Avg	1,911 -18.03%
Securities' Transactions Volume with Block Trades Method 6-1 (tho)	12,004.90		Lending Total Open Interest	398,372
Daily change: thou. pieces %	-2,580.41	-17.69%	Daily change: pieces %	-2,000 -0.50%
YtD Avg Volume: % chng prev year Avg	28,453.28	-15.37%	Lending Volume (Multilateral/Bilateral)	0
Blocks Transactions Volume of Method 6-1 (thou. Pieces)	49.87		Daily change: pieces %	-418
Blocks Transactions Volume of Method 6-2 & 6-3 (thou. Pieces)	3.03		Multilateral Lending	0
Bonds Transactions Volume	645,000		Bilateral Lending	0
Securities' Trades Number with Block Trades Method 6-1	28,017		Lending Trades Number:	0
Daily change: number %	2,139	8.27%	Daily change: %	-1
YtD Avg Trades number % chng prev year Avg	38,131	5.27%	Multilateral Lending Trades Number	0
Number of Blocks Method 6-1	2		Bilateral Lending Trades Number	0
Number of Blocks Method 6-2 & 6-3	1			
Number of Bonds Transactions	160			

Athex Capitalisation (mill. €)**



Daily Fluctuation of Athex Composite Share Price Index



Athex Composite Share Price Index at 26/08/2024

Daily Fluctuation of Athex Composite Share Price Index at 27/08/2024

Athex Indices

Index name	27/08/2024	26/08/2024	pts.	%	Min	Max	Year min	Year max	Year change
Athex Composite Share Price Index	1,432.46 €	1,437.68	-5.22	-0.36%	1,432.31	1,447.64	1,293.14	1,505.35	10.77% #
Athex Composite Index Total Return Index	2,701.59 €	2,711.41	-9.82	-0.36%	2,701.30	2,730.21	2,355.44	2,789.06	14.70% #
Athex ESG Index	1,639.80 €	1,645.91	-6.11	-0.37%	1,639.68	1,657.98	1,471.77	1,722.97	11.42% #
ATHEX Alternative Market Price Index	13,876.30 #	13,844.89	31.41	0.23%	13,751.80	13,895.62	9,352.11	15,217.49	48.38% #
FTSE/Athex Large Cap	3,491.09 €	3,503.97	-12.88	-0.37%	3,490.87	3,529.80	3,122.79	3,665.50	11.79% #
FTSE/Athex Mid Cap Index	2,281.47 €	2,292.06	-10.59	-0.46%	2,280.60	2,295.24	2,054.77	2,459.55	1.36% #
FTSE/ATHEX High Dividend Yield Index	3,870.69 €	3,895.05	-24.36	-0.63%	3,865.45	3,912.40	3,629.54	4,217.66	2.63% #
FTSE/Athex Market Index	833.26 €	835.53	-2.27	-0.27%	833.17	841.90	746.82	875.18	11.57% #
FTSE/Athex Banks	1,281.75 €	1,283.83	-2.08	-0.16%	1,276.14	1,292.68	1,057.67	1,354.57	20.74% #
FTSE/ATHEX TECHNOLOGY & TELECOMMUNICAT	5,544.45 €	5,595.10	-50.65	-0.91%	5,539.12	5,614.34	4,915.95	5,705.00	9.30% #
FTSE/ATHEX FINANCIAL SERVICES	6,016.57 €	6,027.13	-10.56	-0.18%	5,990.76	6,068.13	4,996.31	6,357.41	19.99% #
FTSE/ATHEX REAL ESTATE	4,854.77 €	4,888.69	-33.92	-0.69%	4,844.93	4,918.25	4,507.00	5,120.52	-2.13% €
FTSE/ATHEX CONSUMER DISCRETIONARY	4,955.82 €	4,960.31	-4.49	-0.09%	4,929.76	4,973.94	4,663.68	5,557.48	-1.20% €
FTSE/ATHEX CONSUMER STAPLES	6,158.78 #	6,145.95	12.83	0.21%	6,145.95	6,230.83	5,069.68	6,491.28	21.03% #
FTSE/ATHEX INDUSTRIALS	6,476.96 €	6,560.84	-83.88	-1.28%	6,476.78	6,610.41	5,044.08	6,621.39	27.46% #
FTSE/ATHEX BASIC MATERIALS	4,847.48 €	4,934.24	-86.76	-1.76%	4,847.48	4,981.22	4,369.10	5,876.05	-0.45% €
FTSE/ATHEX ENERGY & UTILITIES	4,904.85 €	4,947.11	-42.26	-0.85%	4,904.85	4,969.68	4,536.38	5,474.06	-1.66% €
Athex All Share Index	333.45 €	334.62	-1.17	-0.35%	333.45	333.45	304.60	347.29	10.41% #
Hellenic Mid & Small Cap Index	2,040.09 €	2,060.40	-20.31	-0.99%	2,039.88	2,069.63	1,881.89	2,157.15	5.76% #
FTSE/Athex Large Cap Total Return	5,989.26 €	6,011.36	-22.10	-0.37%			5,201.70	6,187.73	15.91% #
FTSE/Athex Mid Cap Total Return	3,118.00 €	3,132.47	-14.47	-0.46%			2,872.41	3,302.69	2.86% #
MSCI GREECE REBASED	5,496.83 €	5,519.55	-22.72	-0.41%	5,486.87	5,549.70	4,964.20	5,837.84	10.27% #
Hellenic Corporate Bond Index	135.23 #	135.19	0.04	0.03%			129.54	135.23	4.31% #
Hellenic Corporate Bond Price Index	92.52 #	92.51	0.00	0.00%			90.52	92.53	2.06% #

Note 1: FTSE/Med 100, Hellenic Corporate Bond Price Index and Hellenic Corporate Bond Index closing prices refer to the previous trading day of 23/08/2024.

Note 2: The Hellenic Mid & Small Cap Index is a Customized index calculated by the Athens Exchange.

Analytic Figures for Athex Market's Boards and Categories

	Total Traded Securities	Main Market	Surveillance	Exchange Traded Funds (ETFs)
Totals	123	116	6	1
Gain / Lose / Same:	37 / 62 / 24	35 / 62 / 19	1 / 0 / 5	1 / 0 / 0
Athex Capitalisation (mill. €) **	99,036.87	98,969.87	66.99	
Daily Average Trans/ons Value(thou.€)	129,303.47	129,132.64	31.27	253.17
Transactions Value	69,419.68	67,902.06	3.57	1,514.06
Main Board:	68,403.43	66,885.81	3.57	1,514.06
Blocks Board 6_2_3:	1,016.25	1,016.25	0.00	0.00
Forced Sales Board:	0.00	0.00	0.00	0.00
Special Terms Board:	0.00	0.00	0.00	0.00
Daily Average Transactions Volume	28,453,284	28,325,445	140,025	7,317
Transactions Volume	12,007,924	11,939,439	25,158	43,327
Main Board:	11,955,029	11,886,544	25,158	43,327
Blocks Board 6_2_3:	52,895	52,895	0	0
Forced Sales Board:	0	0	0	0
Special Terms Board:	0	0	0	0
Daily Average Number of Trades	38,131	38,024	59	48
Number of Trades	28,018	27,977	10	31
Main Board:	28,015	27,974	10	31
Blocks Board 6_2_3:	3	3	0	0
Forced Sales Board:	0	0	0	0
Special Terms Board:	0	0	0	0

Trading Details by Athex Sectors and Financial Instruments (ETFs)

Code	Sectors	Gain / Lose / Same	Number of Trades	Transactions Volume	Transactions Value	% of Total Trans. Value
3010	- Banks	4 / 2 / 1	8,619	7,266,882	23,250,358.28	33.49%
5510	- Basic Resources	4 / 7 / 4	943	236,232	853,509.76	1.23%
5010	- Construction & Materials	5 / 6 / 2	2,093	631,626	3,389,487.23	4.88%
4020	- Consumer Products & Services	0 / 3 / 3	162	33,326	129,460.68	0.19%
6010	- Energy	1 / 3 / 0	3,937	722,324	12,555,258.53	18.09%
12000	- Financial Instruments	1 / 0 / 0	31	43,327	1,514,055.57	2.18%
3020	- Financial Services	2 / 3 / 0	210	21,401	104,093.22	0.15%
4510	- Food Beverage & Tobacco	3 / 1 / 3	242	39,954	565,219.22	0.81%
2010	- Health Care	1 / 1 / 1	51	19,621	16,718.22	0.02%
5020	- Industrial Goods & Services	7 / 4 / 3	2,122	459,420	3,470,752.12	5.00%
3030	- Insurance	0 / 1 / 0	24	5,513	27,072.38	0.04%
4030	- Media	0 / 0 / 2	3	18	7.39	0.00%
4520	- Personal Care, Drug & Grocery Stores	1 / 1 / 0	649	44,650	424,571.92	0.61%
3510	- Real Estate	2 / 8 / 2	749	246,366	864,892.54	1.25%
4040	- Retail	2 / 3 / 1	1,049	180,451	3,463,680.86	4.99%
1010	- Technology	1 / 9 / 1	628	150,167	657,657.76	0.95%
1510	- Telecommunications	0 / 2 / 0	1,148	202,894	3,020,834.34	4.35%
4050	- Travel & Leisure	0 / 6 / 0	3,059	1,214,332	7,112,300.08	10.25%
6510	- Utilities	3 / 2 / 1	2,299	489,420	7,999,750.62	11.52%

Top 10 best & worst performing Shares

Main Market

With positive Price change	Closing price	change	With negative Price change	Closing price	change
IKTINOS HELLAS SA (CR)	0.3925	3.43% #	CENERGY HOLDINGS (CB)	9.61	-3.32% €
TPA SA (CR)	21	2.44% #	KLOUKINAS - LAPPAS SA (CR)	1.48	-2.95% €
GEN. COMMERCIAL & IND.SA (CR)	1.62	1.57% #	INTRAKAT (CR)	4.97	-2.74% €
CC HBC AG (CR)	32.08	1.39% #	VIOHALCO SA/NV (CB)	5.75	-2.38% €
OPTIMA BANK (CR)	12.5	1.30% #	REVOIL (CR)	1.865	-2.36% €
ATTICA BANK S.A. (CR)	8.38	1.21% #	TITAN CEMENT (CB)	32	-2.29% €
EYDAP S.A. (CR)	5.56	0.72% #	PERFORMANCE TECHNOLOGIES (CR)	6.58	-2.08% €
EUROBANK HOLDINGS (CR)	2.1	0.72% #	PPC (CR)	11.52	-1.87% €
MOTOR OIL (CR)	21.8	0.65% #	PIRAEUS FINANCIAL HOLD (CR)	3.88	-1.82% €
BRIQ PROPERTIES (CR)	1.98	0.51% #	DIMAND (CR)	9.52	-1.75% €
With the highest Transactions Value	Value (thou. €)	change	With the highest Transactions Volume	Volume	change
MOTOR OIL (CR)	11,129.12	0.65% #	EUROBANK HOLDINGS (CR)	2,492,517	0.72% #
NATIONAL BANK (CR)	7,542.07	0.08% #	ALPHA SERVICES HOLD (CR)	2,175,835	-0.25% €
PIRAEUS FINANCIAL HOLD (CR)	6,241.85	-1.82% €	PIRAEUS FINANCIAL HOLD (CR)	1,593,256	-1.82% €
OPAP (CR)	5,777.72	-0.12% €	NATIONAL BANK (CR)	942,616	0.08% #
EUROBANK HOLDINGS (CR)	5,223.94	0.72% #	INTRALOT (CR)	799,191	-1.52% €
ALPHA SERVICES HOLD (CR)	3,468.05	-0.25% €	MOTOR OIL (CR)	511,624	0.65% #
JUMBO SA (CR)	3,362.15	0.44% #	OPAP (CR)	360,559	-0.12% €
METLEN ENERGY & METALS (CR)	3,359.78	-1.26% €	INTRAKAT (CR)	215,969	-2.74% €
OTE (CR)	3,018.65	-1.00% €	OTE (CR)	202,554	-1.00% €
TERNA ENERGY (CR)	2,245.95	0.00% -	HELLENIQ ENERGY (CR)	196,528	-0.14% €

Note: Stocks that are not included in the "Under Supervision" category, and the transactions value is more than 10,000 €.

Derivatives Summary

	Number of Trades	Volume	Open Interest
Index Futures	133	690	5,334
FTSE/Athex Banks	0	0	1,252
FTSE/Athex Large Cap	133	690	4,059
MSCI GREECE REBASED	0	0	23
Stock Futures	741	9,924	403,582
ADMIE (IPTO) HOLDING S.A. (CR)	0	0	21,995
AEGEAN AIRLINES (CR)	16	36	3,805
ALPHA SERVICES HOLD (CR)	90	4,518	158,685
ATHENS INTL AIRPORT (CR)	3	4	1,173
AUTOHELLAS SA (CR)	0	0	151
AVAX S.A. (CR)	2	10	660
CC HBC AG (CR)	2	6	157
CENERGY HOLDINGS (CB)	40	173	3,690
ELLAKTOR (CR)	16	102	3,512
ELVALHALCOR (CR)	3	27	4,854
EUROBANK HOLDINGS (CR)	30	635	16,391
EYDAP S.A. (CR)	2	10	4,352
FOURLIS (CR)	0	0	1,153
GEK TERNA (CR)	20	92	11,939
HELLENIC EXCHANGES-A.S.E. (CR)	9	46	3,885
HELLENIQ ENERGY (CR)	26	129	5,989
INTRACOM HOLDINGS (CR)	18	32	7,771
INTRAKAT (CR)	17	21	2,375
JUMBO SA (CR)	1	2	332
LAMDA DEVELOPMENT SA (CR)	4	6	6,063
METLEN ENERGY & METALS (CR)	33	148	4,467
MIG (CR)	0	0	88
MOTOR OIL (CR)	85	311	4,943
NATIONAL BANK (CR)	65	849	13,592
OPAP (CR)	7	17	1,286
OPTIMA BANK (CR)	9	32	93
OTE (CR)	25	106	3,337
P.P.A. S.A. (CR)	0	0	75
PIRAEUS FINANCIAL HOLD (CR)	141	2,233	66,020
PPC (CR)	43	220	25,454
QUEST HOLDINGS (CR)	0	0	178
TERNA ENERGY (CR)	3	80	20,451
TITAN CEMENT (CB)	3	5	382
VIOHALCO SA/NV (CB)	28	74	4,284
Index Options	1	10	843
FTSE/Athex Large Cap	1	10	843
Stock Options	2	5	617
ALPHA SERVICES HOLD (CR)	0	0	0
NATIONAL BANK (CR)	0	0	310
OPAP (CR)	0	0	150
OTE (CR)	0	0	81
PIRAEUS FINANCIAL HOLD (CR)	0	0	0
PPC (CR)	2	5	76
Total Derivatives Traded	877	10,629	410,376

Section 2: Analytic Figures of Shares Transactions

Tuesday, 27 August, 2024

Number of Outstanding Securities	Nominal Value	Dividends [1]			Date of Last Coupon		Note	Shares	Closing price	% change	Previous closing price/date	Open price	Price min	Price max	Last price	Avg price	Last Bid [7]	Last Ask [7]	P/E after tax	Year	Volume	Trades	Transactions Value[8]	Company Mkt Value (thou. €)	Year low	Year high	Sector[4]		
		2021	2022	2023	Dividend [2]	Right																							
18,810,000	0.400	---	---	---	08/07/2010	14/11/2007	---	VARVERIS - MODA BAGNO SA (CR)	3.94	---	3.94	26/08/2024	3.8	3.8	3.96	3.96	3.924	50@3.85	227@3.96	---	---	129	3	506.20	74,111.40	1.9	3.99	40401025	
15,000,000	0.300	---	---	---	06/07/2007	18/07/2000	---	DAIOS PLASTICS SA (CR)	3.28	---	3.28	26/08/2024	---	---	---	---	96@3.10	174@3.28	---	---	---	---	---	---	49,200.00	3.04	4.18	50203015	
3,307,500	0.210	---	0.4	---	13/10/2023	30/11/2022	---	ELVE SA (CR)	5.6	---	5.6	26/08/2024	---	---	---	---	50@5.50	100@5.65	10.46	2023	---	---	---	---	18,522.00	4.7	5.65	40204020	
86,735,980	0.310	---	---	0.02	22/07/2024	07/09/2023	---	ATHENS MEDICAL CENTER SA (CR)	1.6	---	1.6	26/08/2024	1.635	1.635	1.635	1.635	1.635	10@1.57	330@1.61	---	---	10	1	16.35	138,777.57	1.45	2.03	20101025	
2,760,000	11.83	11	11.8	12.4	03/06/2024	16/07/1990	---	KARELIA (CR)	340	---	340	26/08/2024	---	---	---	---	30@330.00	70@340.00	---	---	---	---	---	---	938,400.00	324	350	45103010	
6,700,000	0.800	0.047	0.047	0.047	23/07/2024	29/05/2014	---	MILLS KEPENOS (CR)	1.6	---	1.6	26/08/2024	1.5	1.5	1.69	1.69	1.622	20@1.62	27@1.72	17.18	2023	75	8	121.66	10,720.00	1.5	2.26	45102020	
18,017,472	0.360	---	---	---	09/09/2022	28/08/2017	---	KTIMA KOSTAS LAZARIDIS SA (CR)	1.77	---	1.77	26/08/2024	1.77	1.77	1.77	1.77	200@1.76	500@1.80	---	---	1,315	1	2,327.55	31,890.93	1.6	1.9	45101015		
21,364,000	1.12	---	0.4	---	21/08/2023	08/03/2023	---	LAMPASA HOTEL SA (CR)	38.6	-0.52	38.8	26/08/2024	38.6	38.6	38.6	38.6	38.6	65@38.20	100@39.00	---	---	110	3	4,246.00	824,650.40	28.4	39.8	40501025	
9,819,370	0.500	---	---	---	14/08/2007	09/01/2004	---	MATHIOS REFRACTORY SA (CR)	0.722	2.56	0.704	26/08/2024	0.692	0.692	0.73	0.72	0.719	600@0.644	126@0.730	---	---	2,410	11	1,731.95	7,089.59	0.638	1.3	55101000	
32,188,050	1.04	---	---	---	21/07/2008	20/01/2000	---	MOUZAKIS (CR)	0.605	---	0.605	26/08/2024	---	---	---	---	360@0.600	85@0.630	---	---	---	---	---	---	19,473.77	0.595	0.92	55101020	
6,340,000	0.600	0.17	0.1	0.2	11/12/2023	11/01/2024	---	NAKAS MUSIC	2.82	---	2.82	26/08/2024	---	---	---	---	10@2.70	10@2.80	---	---	---	---	---	---	17,878.80	2.5	3.16	40401030	
27,379,200	0.980	---	0.45	0.5001	01/08/2024	29/08/2022	---	CRETE PLASTICS SA (CR)	14.7	---	14.7	26/08/2024	---	---	---	---	40@14.50	469@15.00	---	---	---	---	---	---	402,474.24	14.4	16.4	50203015	
255,494,534	2.71	0.279	0.255	0.247	14/06/2024	30/09/2021	---	PRODEA (CR)	7.15	---	7.15	26/08/2024	6.5	6.5	6.5	6.5	6.5	691@6.50	731@7.10	---	---	250	3	1,625.00	1,826,785.92	6.5	8	35102000	
4,181,450	0.500	---	---	---	21/08/2000	05/03/2002	---	FLOUR MILLS SARANTOPOULOS SA	1.07	---	1.07	26/08/2024	---	---	---	---	---	---	589@1.17	---	---	---	---	---	---	4,474.15	0.965	1.17	45102020
8,340,750	1.16	---	---	---	25/06/2009	17/09/2018	---	HAIDEMENOS SA (CR)	0.64	---	0.64	26/08/2024	0.595	0.595	0.65	0.65	0.618	320@0.615	6@0.660	---	2023	46	4	28.45	5,338.08	0.555	0.92	50205030	

Exchange Traded Funds (ETFs)

971,502	---	---	---	---	15/06/2016	---	ALPHA ETF FTSE Athex Large Cap	34.92	0.06	34.9	26/08/2024	35.08	34.89	35.16	34.92	34.945	500@34.85	500@34.94	---	---	43,327	31	1,514,055.57	---	31.58	38	12003
---------	-----	-----	-----	-----	------------	-----	--------------------------------	-------	------	------	------------	-------	-------	-------	-------	--------	-----------	-----------	-----	-----	--------	----	--------------	-----	-------	----	-------

Surveillance

89,078,604	0.040	---	---	---	07/07/2010	16/01/2024	5160	FRIGOGLASS SA (CR)	0.216	1.89	0.212	26/08/2024	0.216	0.216	0.216	0.216	0.216	2010@0.212	7000@0.218	---	2023	6,405	3	1,383.48	19,240.98	0.2	0.44	50204000	
65,326,268	0.530	---	---	---	04/07/2007	19/07/2006	4750	SATO SA (CR)	0.028	---	0.028	26/08/2024	0.028	0.028	0.028	0.028	0.028	6500@0.029	34807@0.031	---	---	3,500	1	98.00	1,829.14	0.027	0.067	40202015	
13,191,620	0.620	---	---	---	04/08/2010	09/09/2002	5232	YALCO - CONSTANTINOU (CR)	0.162	---	0.162	26/08/2024	---	---	---	---	---	---	800@0.162	---	---	---	---	---	---	2,137.04	0.146	0.208	40202020
17,579,754	4.16	---	---	---	18/08/2006	02/08/2010	---	BIOTER SA (CR)	0.238	---	0.238	26/08/2024	---	---	---	---	---	---	3668@0.260	---	---	---	---	---	---	4,183.98	0.2	0.436	50101010
54,654,600	0.050	---	---	---	01/07/1998	30/12/2022	5275	VIS SA (CR)	0.142	---	0.142	26/08/2024	---	---	---	---	---	1000@0.145	500@0.156	---	2023	---	---	---	---	7,760.95	0.14	0.288	50203030
51,754,364	0.300	---	---	---	23/12/2003	24/01/2007	5197	SELECTED TEXT. IND. ASSOC (CR)	0.12	---	0.12	26/08/2024	0.12	0.12	0.12	0.12	0.12	3000@0.109	2565@0.120	---	---	10,000	3	1,200.00	6,210.52	0.108	0.164	55101020	
15,842,391	1.51	---	---	---	15/07/2009	12/05/2000	5141	BITROS HOLDING SA (CR)	0.68	---	0.68	26/08/2024	0.68	0.68	0.68	0.68	0.68	708@0.660	742@0.680	---	---	250	1	170.00	10,772.83	0.41	0.755	55102010	
24,319,250	0.300	---	---	---	09/07/2002	04/07/2007	5165	PROODEFTIKH SA (CR)	0.228	---	0.228	26/08/2024	---	---	---	---	---	2230@0.220	5000@0.228	---	---	---	---	---	---	5,544.79	0.2	0.4	50101010
28,438,268	0.070	---	---	---	21/08/2006	24/11/1999	5253	SPIROY AGRICULTURE SA (CR)	0.132	---	0.132	26/08/2024	0.14	0.14	0.14	0.14	0.14	1000@0.131	480@0.140	---	---	5,000	1	700.00	3,753.85	0.118	0.252	45102010	
1,011,000	1.00	---	---	---	01/07/2004	11/12/2012	5193	TRIA ALFA SA (CR)	5.5	---	5.5	26/08/2024	5	5	5	5	5	17@5.00	32@5.50	---	2023	3	1	15.00	5,560.50	4.88	8.95	55101020	

Suspension Status

12,417,000	0.310	---	---	---	27/08/2019	28/08/2017	5233	MLS MULTIMEDIA SA (CR)	0.57	---	0.57	12/05/2020	---	---	---	---	---	---	---	---	---	---	---	---	---	---	7,077.69	0.57	0.57	10101015
6,330,002	0.300	---	---	---	25/06/2002	15/03/2019	5278	VARVARESSOS (CR)	0.24	---	0.24	02/05/2023	---	---	---	---	---	---	---	---	---	---	---	---	---	---	1,519.20	0.24	0.24	55101020
3,961,300	1.28	---	---	---	29/06/2004	03/08/2000	5248	DUROS SA (CR)	0.25	---	0.25	24/04/2023	---	---	---	---	---	---	---	---	---	---	---	---	---	---	990.33	0.25	0.25	40204020
30,000,000	0.050	0.09	0.1	---	09/06/2023	11/06/2020	---	ENTERSOFT (CR)	8	---	8	16/08/2024	---	---	---	---	---	56474@8.00	---	---	---	---	---	---	---	---	240,000.00	5.68	8.2	10101015
7,125,216	0.650	---	---	---	01/07/2005	14/12/1999	4955	KRE.KA SA (CR)	0.28	---	0.28	06/04/2023	---	---	---	---	---	---	---	---	---	---	---	---	---	---	1,995.06	0.28	0.28	45102010
7,734,375	1.00	---	---	---	09/07/2007	07/01/2011	5277	LIVANIS SA (CR)	0.125	---	0.125	28/04/2023	---	---	---	---	---	---	---	---	---	---	---	---	---	---	966.80	0.125	0.125	40301030
10,203,575	0.730	---	---	---	16/07/2007	18/10/1999	---	FIERATEX SA (CR)	0.359	---	0.359	30/04/2024	---	---	---	---	---	---	---	---	---	---	---	---	---	---	3,663.08	0.335	0.538	55101020

Shares' Notes

Code	Note text
()	- Adjusted dividends.
*	- Last adjusted closing price.
[1]	- Net dividends.
[2]	- The "Date of Last Coupon" for New listings refers to the date company's stocks started to trade in Athex
[3]	- The Company Market Value is referred to the number of outstanding shares
[4]	- Sectors codification can be found in Appendix A
[5]	- The Market Value refers to the total number of shares listed (including their several classes) in the exchange by the company.
[6]	- P/E greater than 100
[7]	- Last view of the Order Book before the end of the trading session
[8]	- All Blocks Methods' Transactions Value are included.
4750	- Transfer to the Under Surveillance Category from 8/4/2011.
4955	- Transfer to the Surveillance Category as from 5/4/2013.
5093	- Transfer to the Surveillance Category as of 8/4/2015.
5141	- Transfer to the Surveillance Category as of 10/05/2017.
5160	- Transfer to the Surveillance Category as of 15/04/2016.
5165	- Transfer to the Surveillance Category as of 15/02/2018.
5193	- Transfer to the Surveillance Category as of 25/10/2018.
5197	- Transfer to the Surveillance Category as of 07/11/2018.
5232	- Transfer to the Under Surveillance Category from 08/04/2011.
5233	- Suspension of trading as of 13/05/2020.
5248	- Transfer to the Surveillance Category as of 06/09/20116.
5253	- Transfer to the Surveillance Category as of 14/5/2021.
5275	- Transfer to the Surveillance Category as of 09/07/2020.
5277	- Suspension of trading as of 02/05/2023.
5278	- Suspension of trading as of 03/05/2023.

Securities Blocks Details

Securities	Block Volume	Price	Block Trade Value	Time of approval	Note
JUMBO SA (CR)	30,000	22.94	688,200.00	11:57:39	20
OPAP (CR)	19,870	16.00	317,920.00	16:09:23	20
INTRACOM HOLDINGS (CR)	3,025	3.35	10,130.73	16:58:02	18

Blocks Notes

- 9 - Method 6-1 / Special Fees
- 10 - Method 6-1 / Special Fees, SDS
- 14 - Method 6-3 / Settlement, Incomplete Buy and Sell
- 18 - Method 6-2 / SPOT 1
- 19 - Method 6-2 / SPOT 2
- 20 - Method 6-1 and Method 6-1 Same Day Settlement
- 21 - Other Pre-agreed

Shares Rights Details

Occured date	Exercise from	Exercise until	Trading until	Rights	Price min	Price max	Closing price	Last Bid	Last Ask	Volume	Trades	Transactions Value
--------------	---------------	----------------	---------------	--------	-----------	-----------	---------------	----------	----------	--------	--------	--------------------

No Rights Transactions.

Forced Sales Details

Securities	Category of Security	Transactions Volume	Number of Trades	Transactions Value	Note
No Forced Transactions.					

Forced Sales Notes

- 1 - Compulsory Public Forced Sales
- 2 - Forced Sales of Fixed Registered Shares
- 3 - Forced Sales of Remaining Fractional Shares

Exchange Traded Funds (ETFs) Characteristics

	Transactions Date (T)	Creation / Redemption	Units (T-1)	New Units (T-1)	Redemption Units (T-1)	Units (T) [1]	Fund Assets [2]	Net Unit Price	Dividend per Unit	Dividend Date
ALPHA ETF FTSE Athex Large Cap	27/08/2024	5,000	971,502	---	---	971,502	34,003,960.00	35.0014	1.35	01/07/2024

ETFs Notes

[1] - Units (T) = Units (T-1) + New Units (T-1) - Redemption Units (T-1)

[2] - The Creation / Redemption Units of T-1 are included.

Non Convertible Corporate Bonds - Regulated Market

Num Listed Bonds	Nominal price	Issue price	Today's Rate	Exp. Date	Duration (years)	Note	Coupon		Trading Unit	Corporate Bonds	Accrued Int.	Yield.T.Mat	Price min	Price max	Closing price	Previous closing price/date	Volume	Transactions Value	Last order		ear min	Year max		
							Common	Preferred											Price	Buy / Sell			Date	
130,000	1,000.00	1,000.00	6.00	27/02/2029	5	---	2	---	1	INTRALOT S.A. (Non Convertible)	0.3333	5.4390	101.4500	101.4500	101.4500	101.4100	26/08/2024	113,000	114,676.17	101.1500	B	27/08/2024	100.0050	101.9000
320,000	1,000.00	1,000.00	3.40	21/07/2027	7	---	9	---	1	LAMDA DEVELOPMENT S.A. (Non Convertible)	3.5889	3.6390	97.5400	98.4500	98.0000	97.9180	26/08/2024	28,000	27,488.85	94.1502	B	27/08/2024	92.0000	98.4500
200,000	1,000.00	1,000.00	2.10	27/10/2027	7	---	8	---	1	O.P.A.P. S.A. (Non Convertible)	7.1167	3.9020	93.7440	95.1382	93.9479	95.0920	26/08/2024	13,000	12,305.74	93.7510	B	27/08/2024	90.5800	96.6000
200,000	1,000.00	1,000.00	1.90	23/03/2028	7	---	7	---	1	MOTOR OIL CORINTH REFINERIES SA (Non Convertible)	8.2333	3.6810	93.4999	93.6500	93.5300	93.5000	26/08/2024	15,000	14,153.00	93.1201	B	27/08/2024	90.8477	93.6500
100,000	1,000.00	1,000.00	2.95	11/02/2027	5	---	6	---	1	SAFE BULKERS PARTICIPATIONS PLC (Non Convertible)	1.3931	4.5180	95.5100	96.0000	95.7150	95.5600	26/08/2024	12,000	11,502.51	95.6000	B	27/08/2024	92.0000	97.0000
230,000	1,000.00	1,000.00	4.70	12/07/2029	7	---	5	---	1	LAMDA DEVELOPMENT S.A. (Non convertible)	6.2667	4.0580	100.5000	100.9500	100.9500	100.5000	26/08/2024	42,000	42,598.20	100.5000	B	27/08/2024	97.0000	101.5000
100,000	1,000.00	1,000.00	4.40	26/07/2029	7	---	5	---	1	CPLP SHIPPING HOLDINGS PLC (Non Convertible)	4.1556	4.1180	99.0000	100.0000	99.5778	100.0000	26/08/2024	9,000	8,999.40	99.6000	B	27/08/2024	95.0948	100.5000
199,375	1,000.00	1,000.00	3.60	12/03/2026	7	---	11	---	1	AEGEAN AIRLINES S.A. (Non Convertible)	17.0000	3.2880	99.4900	99.4900	99.4900	99.4000	26/08/2024	10,000	10,119.00	98.8800	B	27/08/2024	97.1458	99.6000
150,000	1,000.00	1,000.00	2.60	22/10/2026	7	---	10	---	1	TERNA ENERGY FINANCE S.A. (Non Convertible)	9.3167	3.4320	97.3000	97.6000	97.4174	97.3810	26/08/2024	19,000	18,686.32	96.2100	B	27/08/2024	92.8293	97.9000
500,000	1,000.00	1,000.00	2.75	03/07/2027	7	---	9	---	1	GEK TERNA S.A. (Non Convertible)	4.3542	4.0590	95.2501	95.5000	95.4000	95.1990	26/08/2024	35,000	33,545.32	95.0500	B	27/08/2024	91.5500	96.0000
200,000	1,000.00	1,000.00	4.25	23/01/2029	5	---	2	---	1	AUTOHELLAS S.A. (Non Convertible)	4.3681	3.9820	99.8200	100.6900	100.6300	99.8470	26/08/2024	7,000	7,069.58	99.8200	B	27/08/2024	97.5000	101.0000
120,000	1,000.00	1,000.00	3.95	04/04/2025	7	---	13	---	1	GEK TERNA S.A. (Non Convertible)	16.1292	3.8100	---	---	---	99.5000	22/08/2024	---	---	99.7000	B	27/08/2024	98.1282	100.1000
100,000	1,000.00	1,000.00	2.70	25/05/2026	5	---	7	---	1	COSTAMARE PARTICIPATIONS PLC (Non Convertible)	7.0500	3.5840	---	---	---	98.0000	26/08/2024	---	---	97.9000	B	27/08/2024	94.2567	99.2686
300,000	1,000.00	1,000.00	2.30	20/07/2028	7	---	7	---	1	PRODEA REIC S.A.(Non Convertible)	2.4278	4.5520	91.3500	91.4400	91.3500	91.1970	26/08/2024	4,000	3,664.61	91.3500	B	27/08/2024	86.1234	92.3500
150,000	1,000.00	1,000.00	2.65	22/10/2026	5	---	6	---	1	CPLP SHIPPING HOLDINGS PLC (Non Convertible)	9.4958	4.0590	96.5500	96.5500	96.5500	96.2000	26/08/2024	1,000	975.00	96.2000	B	27/08/2024	93.0000	96.5500
250,000	1,000.00	1,000.00	2.45	16/11/2028	7	---	6	---	1	ELVALHALCOR S.A. (Non Convertible)	7.1458	4.1160	92.8000	93.0000	92.9000	93.0000	26/08/2024	41,000	38,410.98	92.8000	B	27/08/2024	88.4206	97.3000
120,000	1,000.00	1,000.00	2.65	06/12/2028	7	---	6	---	1	NOVAL PROPERTY REIC (Non Convertible)	6.1833	3.9320	93.0000	94.1803	94.1800	93.0000	26/08/2024	44,000	41,275.73	92.8000	B	27/08/2024	88.5000	94.2749
300,000	1,000.00	1,000.00	2.30	14/12/2028	7	---	6	---	1	GEK TERNA S.A. (Non Convertible)	4.8556	4.4220	91.0000	91.5000	91.2212	91.7500	26/08/2024	26,000	23,843.74	90.5300	B	27/08/2024	86.5021	92.7400

Corporate Bonds Notes

Transactions Volume = (Pieces) * (Nominal Price). Transactions Value = (Pieces) * (Nominal Price) * (price %) + (Accrued interest).

The price of a Bond is stated as a percentage (%) of Bond's Nominal Price.

Nominal Price in Euros (€), except if it is noted differently.

Non Convertible Corporate Bonds - Regulated Market

Num Listed Bonds	Nominal price	Issue price	Today's Rate	Exp. Date	Duration (years)	Note	Coupon		Trading Unit	Corporate Bonds	Accrued Int.	Yield.T.Mat	Price min	Price max	Closing price	Previous closing price/date	Volume	Transactions Value	Last order			ear min	Year max	
							Common	Preferred											Price	Buy / Sell	Date			
100,000	1,000.00	1,000.00	2.80	25/01/2027	5	---	6	---	1	PREMIA S.A. (Non Convertible)	2.7222	5.0500	94.0000	95.0000	94.2910	94.8000	23/08/2024	44,000	41,607.82	94.6000	B	27/08/2024	90.9974	97.8048
500,000	1,000.00	1,000.00	4.00	10/07/2030	7	---	3	---	1	METLEN ENERGY & METALS S.A. (Non Convertible)	5.5556	3.7110	100.5551	100.6998	100.5779	100.6150	26/08/2024	62,000	62,726.37	100.0000	B	27/08/2024	98.3001	101.5000
100,000	1,000.00	1,000.00	5.50	15/12/2028	5	---	2	---	1	IDEAL HOLDINGS S.A. (Non Convertible)	11.1528	4.2800	103.0000	103.9980	103.8690	103.8000	26/08/2024	120,000	125,981.16	103.1000	B	27/08/2024	100.6502	104.1000

Corporate Bonds Notes

Transactions Volume = (Pieces) * (Nominal Price). Transactions Value = (Pieces) * (Nominal Price) * (price %) + (Accrued interest).

The price of a Bond is stated as a percentage (%) of Bond's Nominal Price.

Nominal Price in Euros (€), except if it is noted differently.

Government Bonds

Number Listed Bonds	Nominal price	Today's Rate	Accrued Interest Calc	Exp. Date [1]	Duration (years)	Note	Coupons Date	Curr. coupon value	Trading Unit	Government Bonds	Price min	Price max	Closing price	Previous closing price/date	Volume	Transactions Value	Price	Last order Buy / Sell	Date
3,000,000	1,000.00	4.13	Actual/Actual	15/06/2054	30	---	15/06	4.13	1	GGB-FXD-150654-30Y-4.125-1.000	---	---	---	---	---	---	---	---	---
4,700,000	1,000.00	1.88	Actual/Actual	04/02/2035	15	---	04/02	1.88	1	GGB-FXD-040235-15Y-1.875-1.000	---	---	---	---	---	---	---	---	---
6,000,000	1,000.00	0.75	Actual/Actual	18/06/2031	10	---	18/06	0.75	1	GGB-FXD-180631-10Y-0.750-1.000	---	---	---	---	---	---	---	---	---
3,600,000	1,000.00	3.88	Actual/Actual	15/06/2028	5	---	15/06	3.88	1	GGB-FXD-150628-05Y-3.875-1.000	---	---	---	---	---	---	---	---	---
5,962,747,327	1.00	3.75	Actual/Actual	30/01/2028	10	---	/02 - 01/02 - 31/	3.75	1	GGB-FXD-300128-10Y-3.750-1.000	---	---	---	85.4610 13/07/2018	---	---	1.0000	B	28/11/2018
7,067,309,386	1.00	3.90	Actual/Actual	30/01/2033	15	---	/02 - 01/02 - 31/	3.90	1	GGB-FXD-300133-15Y-3.900-1.000	---	---	---	78.6730 13/07/2018	---	---	1.0000	B	28/11/2018
5,622,848,349	1.00	4.00	Actual/Actual	30/01/2037	19	---	/02 - 01/02 - 31/	4.00	1	GGB-FXD-300137-19Y-4.000-1.000	---	---	---	77.0370 13/07/2018	---	---	1.0000	B	28/11/2018
5,476,770,669	1.00	4.20	Actual/Actual	30/01/2042	24	---	/02 - 01/02 - 31/	4.20	1	GGB-FXD-300142-24Y-4.200-1.000	---	---	---	77.7640 13/07/2018	---	---	1.0000	B	28/11/2018
4,450,000	1,000.00	3.38	Actual/Actual	15/06/2034	10	---	15/06	3.38	1	GGB-FXD-150634-10Y-3.375-1.000	---	---	---	---	---	---	---	---	---
40,248,141	1.00	4.30	Actual/Actual	24/02/2025	13	---	24/02	4.30	1	GGB-FXD-240225-13Y-2.000-1.000	---	---	---	10.0000 22/06/2015	---	---	---	---	---
59,586,043	1.00	4.30	Actual/Actual	24/02/2026	14	---	24/02	4.30	1	GGB-FXD-240226-14Y-2.000-1.000	---	---	---	10.0000 22/06/2015	---	---	---	---	---
41,118,344	1.00	4.30	Actual/Actual	24/02/2027	15	---	24/02	4.30	1	GGB-FXD-240227-15Y-2.000-1.000	---	---	---	10.0000 22/06/2015	---	---	---	---	---
45,137,734	1.00	4.30	Actual/Actual	24/02/2028	16	---	24/02	4.30	1	GGB-FXD-240228-16Y-2.000-1.000	---	---	---	10.0000 22/06/2015	---	---	---	---	---
61,768,888	1.00	4.30	Actual/Actual	24/02/2029	17	---	24/02	4.30	1	GGB-FXD-240229-17Y-2.000-1.000	---	---	---	10.0000 22/06/2015	---	---	---	---	---
54,567,744	1.00	4.30	Actual/Actual	24/02/2030	18	---	24/02	4.30	1	GGB-FXD-240230-18Y-2.000-1.000	---	---	---	10.0000 22/06/2015	---	---	---	---	---
37,541,515	1.00	4.30	Actual/Actual	24/02/2031	19	---	24/02	4.30	1	GGB-FXD-240231-19Y-2.000-1.000	---	---	---	10.0000 22/06/2015	---	---	---	---	---
37,558,317	1.00	4.30	Actual/Actual	24/02/2032	20	---	24/02	4.30	1	GGB-FXD-240232-20Y-2.000-1.000	---	---	---	10.0000 22/06/2015	---	---	---	---	---
37,473,732	1.00	4.30	Actual/Actual	24/02/2033	21	---	24/02	4.30	1	GGB-FXD-240233-21Y-2.000-1.000	---	---	---	10.0000 22/06/2015	---	---	---	---	---
33,888,293	1.00	4.30	Actual/Actual	24/02/2034	22	---	24/02	4.30	1	GGB-FXD-240234-22Y-2.000-1.000	---	---	---	10.0000 22/06/2015	---	---	---	---	---
35,177,800	1.00	4.30	Actual/Actual	24/02/2035	23	---	24/02	4.30	1	GGB-FXD-240235-23Y-2.000-1.000	---	---	---	10.0000 22/06/2015	---	---	---	---	---
35,547,268	1.00	4.30	Actual/Actual	24/02/2036	24	---	24/02	4.30	1	GGB-FXD-240236-24Y-2.000-1.000	---	---	---	10.0000 22/06/2015	---	---	---	---	---
40,246,306	1.00	4.30	Actual/Actual	24/02/2037	25	---	24/02	4.30	1	GGB-FXD-240237-25Y-2.000-1.000	---	---	---	10.0000 22/06/2015	---	---	---	---	---
37,643,952	1.00	4.30	Actual/Actual	24/02/2038	26	---	24/02	4.30	1	GGB-FXD-240238-26Y-2.000-1.000	---	---	---	10.0000 22/06/2015	---	---	---	---	---
36,977,100	1.00	4.30	Actual/Actual	24/02/2039	27	---	24/02	4.30	1	GGB-FXD-240239-27Y-2.000-1.000	---	---	---	10.0000 22/06/2015	---	---	---	---	---
41,615,000	1.00	4.30	Actual/Actual	24/02/2040	28	---	24/02	4.30	1	GGB-FXD-240240-28Y-2.000-1.000	---	---	---	10.0000 22/06/2015	---	---	---	---	---
42,227,208	1.00	4.30	Actual/Actual	24/02/2041	29	---	24/02	4.30	1	GGB-FXD-240241-29Y-2.000-1.000	---	---	---	10.0000 22/06/2015	---	---	---	---	---
68,288,487	1.00	4.30	Actual/Actual	24/02/2042	30	---	24/02	4.30	1	GGB-FXD-240242-30Y-2.000-1.000	---	---	---	10.0000 22/06/2015	---	---	---	---	---
4,250,000	1,000.00	3.88	Actual/Actual	12/03/2029	10	---	12/03	3.88	1	GGB-FXD-120329-10Y-3.875-1.000	---	---	---	---	---	---	100.0000	B	15/10/2019
4,500,000	1,000.00	0.00	Actual/Actual	12/02/2026	5	---	12/02	0.00	1	GGB-FXD-120226-05Y-3.000-1.000	---	---	---	---	---	---	---	---	---
2,209,163	1,000.00	3.38	Actual/Actual	15/02/2025	7	---	15/02	3.38	1	GGB-FXD-150225-07Y-3.375-1.000	---	---	---	---	---	---	---	---	---
964,000	1,000.00	3.25	Actual/Actual	20/03/2025	6	---	20/03	3.25	1	GGB-FXD-200325-06Y-3.250-1.000	---	---	---	---	---	---	---	---	---
2,100,000	1,000.00	3.55	Actual/Actual	20/03/2026	7	---	20/03	3.55	1	GGB-FXD-200326-07Y-3.550-1.000	---	---	---	---	---	---	---	---	---
5,500,000	1,000.00	1.50	Actual/Actual	18/06/2030	10	---	18/06	1.50	1	GGB-FXD-180630-10Y-1.500-1.000	---	---	---	---	---	---	---	---	---
3,500,000	1,000.00	4.38	Actual/Actual	18/07/2038	15	---	18/07	4.38	1	GGB-FXD-180738-15Y-4.375-1.000	---	---	---	---	---	---	---	---	---

Government Bonds Notes

Transactions Volume = (Pieces) * (Nominal Price). Transactions Value = (Pieces) * (Nominal Price) * (price %) + (Accrued interest).

The Value of current coupon for the issues with NV 0.01 euro refers to NV 100 euros

FLR: Floating Interest Rate.

[1] - The Expiration Date of the interest bearing period and the Date for coupon payment.

Government Bonds

Number Listed Bonds	Nominal price	Today's Rate	Accrued Interest Calc	Exp. Date [1]	Duration (years)	Note	Coupons Date	Curr. coupon value	Trading Unit	Government Bonds	Price min	Price max	Closing price	Previous closing price/date	Volume	Transactions Value	Price	Last order Buy / Sell	Date	
40,000	1,000.00	4.67	FLR	Actual/360	18/09/2024	1	---	18/09 - 19/03	---	1	GGB-FLT-180924-01Y-4.670-1.000	---	---	---	---	---	---	---	---	---
5,364,250	1,000.00	3.25		Actual/Actual	20/03/2050	30	---	20/03	3.25	1	GGB-FXD-200350-30Y-3.250-1.000	---	---	---	---	---	---	---	---	---
3,924,361	1,000.00	2.00		Actual/Actual	22/04/2027	7	---	22/04	2.00	1	GGB-FXD-220427-07Y-2.000-1.000	---	---	---	---	---	99.9000	B	22/04/2020	
2,500,000	1,000.00	1.88		Actual/Actual	23/07/2026	7	---	23/07	1.88	1	GGB-FXD-230726-07Y-1.875-1.000	---	---	---	---	---	---	---	---	---
4,900,000	1,000.00	4.25		Actual/Actual	15/06/2033	10	---	15/06	4.25	1	GGB-FXD-150633-10Y-4.250-1.000	---	---	---	---	---	---	---	---	---
3,500,000	1,000.00	1.88		Actual/Actual	24/01/2052	30	---	24/01	1.88	1	GGB-FXD-240152-30Y-1.875-1.000	---	---	---	---	---	---	---	---	---
3,700,000	1,000.00	1.75		Actual/Actual	18/06/2032	10	---	18/06	1.75	1	GGB-FXD-180632-10Y-1.750-1.000	---	---	---	---	---	---	---	---	---
2,200,000	1,000.00	1.13	FLR	Actual/360	15/12/2027	5	---	- 15/12 - 15/03 -	---	1	GGB-FLT-151227-05Y-1.130-1.000	---	---	---	---	---	102.1600	B	30/12/2022	

Government Bonds Notes

Transactions Volume = (Pieces) * (Nominal Price). Transactions Value = (Pieces) * (Nominal Price) * (price %) + (Accrued interest).

The Value of current coupon for the issues with NV 0.01 euro refers to NV 100 euros

FLR: Floating Interest Rate.

[1] - The Expiration Date of the interest bearing period and the Date for coupon payment.

Treasury Bills & Zero Coupon Government Bonds

Issue Date	13-Week Maturity									26-Week Maturity									52-Week Maturity								
	Exp. Date	Initial Rate	Num Listed Bonds	Nominal price	Issue price	Last Trade Price	Last Trade Date	Volume Traded	Note	Exp. Date	Initial Rate	Num Listed Bonds	Nominal price	Issue price	Last Trade Price	Last Trade Date	Volume Traded	Note	Exp. Date	Initial Rate	Num Listed Bonds	Nominal price	Issue price	Last Trade Price	Last Trade Date	Volume Traded	Note
08/09/2023	---	---	---	---	---	---	---	---	---	---	---	---	---	---	---	---	---	---	06/09/2024	3.81	812,500	1,000.00	962.90	---	---	---	---
08/12/2023	---	---	---	---	---	---	---	---	---	---	---	---	---	---	---	---	---	---	06/12/2024	3.70	600,000	1,000.00	963.90	---	---	---	---
08/03/2024	---	---	---	---	---	---	---	---	---	---	---	---	---	---	---	---	---	---	07/03/2025	3.73	812,500	1,000.00	963.70	---	---	---	---
07/06/2024	---	---	---	---	---	---	---	---	---	---	---	---	---	---	---	---	---	---	06/06/2025	3.34	600,000	1,000.00	967.30	---	---	---	---

Bonds in Circulation	Currency / Min nominal traded Value	Coupons Payment Date	Current Coupon Value	Note	Coupon	Trading Unit	Issue Date	Duration (years)	Today's Interest	A.I.C in days	Bonds	Last price of previous days		Last Outcry in Cash (euro)			Trades in Pieces	Life min	Life Max
												Price	Buy / Sell	Price	Buy / Sell	Date			
Corporate Bonds in Foreign Currency and Euro																			
103,746	GBP / 10	01/12	0.25	---	65	1	01/12/1930	98	2.5	360	National Mortgage Bank	2.27	05/02/1996	2.27	S	05/02/1996	---	2.27	2.27
0	GBP / 10	01/12	0.25	---	67	1	01/12/1928	100	2.5	360	National Mortgage Bank	---	---	---	---	---	---	---	---

Government Bonds Notes

A.I.C: Accrued Interest Calculation base.

FLR: Floating Interest Rate.

The minimum tradeable Nominal Value for all Demeterialised Government Titles is 100 Euros.

(μτφρ-0)

Athex & ATHEXClear Members List

Member Name				Stock Market			Derivatives Market		ATHEXClear Member	
	Address	Phone	Fax	Market Member	Remote Member	Market Maker	Proprietary	Market Maker	General Clearing	Direct Clearing
A. SARRIS SECURITIES S.A.				a						
6, ΔΡΑΓΑΤΣΑΝΙΟΥ 6 ΑΘΗΝΑ	2103367700									
ΑΕΟΝIC SECURITIES C.I.F. P.L.C.				a						
, ΛΑΪΟΥ 6, ΓΡ. 301B, ANNA COURT	35725337600									
ALPHA BANK S.A.									a	
, ΣΤΑΔΙΟΥ 40 ΑΘΗΝΑ	2103260000									
ALPHA FINANCE INVESTMENT SERVICES SINGLE MEMBER SA				a		a	a	a		a
5, ΠΑΝΕΠΙΣΤΗΜΙΟΥ 45 ΑΘΗΝΑ	2103677400									
ARGUS STOCKBROKERS LTD				a	a		a			
25, 25 ΛΕΩΦΟΡΟΣ ΔΗΜΟΣΘΕΝΗ ΣΕΒΕΡΗ	0035722717000									
ATHLOS CAPITAL INVESTMENT SERVICES LTD					a					
, 17 STASINOU AVENUE, BEDIZIA TOWER, 6TH & 7TH FL.	35722110777									
ATLANTIC SECURITIES LTD				a	a					
37, ΠΡΟΔΡΟΜΟΥ 37	0035722445400									
AXON SECURITIES S.A.				a			a			
48, ΣΤΑΔΙΟΥ 48 ΑΘΗΝΑ	2103363800									
BETA SECURITIES S.A.				a		a	a			a
29, ΑΛΕΞΑΝΔΡΑΣ 29 ΑΘΗΝΑ	210 6478900									
BNP PARIBAS S.A.									a	
, ΛΑΜΨΑΚΟΥ 2 ΑΘΗΝΑ	2107468525									
BOFA SECURITIES EUROPE SA				a	a					
, 51 RUE LA BOËTIE	+33 153655555									
CITIGROUP GLOBAL MARKETS EUROPE AG				a	a					
16, REUTERWEG 16	+49 691366-0									
CITIGROUP GLOBAL MARKETS LIMITED				a						
1, 33 CANADA SQUARE -CANARY WHARF	+44 02079864000									
CREDIT SUISSE BANK (EUROPE), S.A.				a						
, CALLE AYALA 42, 3A PLANTA-B MADRID	+34917916000									
CREDIT SUISSE SECURITIES (EUROPE) LIMITED				a						
1, ONE CABOT SQUARE LONDON	+44 2078888888									
CYCLOS SECURITIES S.A.				a			a			
39, ΧΑΡΙΛΑΟΥ ΤΡΙΚΟΥΠΗ 6-8-10 ΑΘΗΝΑ	2103364300									
DEUTSCHE BANK S.A.					a					
1, GREAT WINCHESTER STREET LONDON	+44 20 754 54209	00441133361437								
EUROBANK EQUITIES INVESTMENT FIRM SINGLE MEMBER SA				a		a	a	a		a
, ΦΙΛΕΛΛΗΝΩΝ 10 & ΞΕΝΟΦΩΝΤΟΣ 13 ΑΘΗΝΑ	2103720425									
EUROBANK S.A.									a	
, ΟΘΩΝΟΣ 8 ΑΘΗΝΑ	2144043907									
EUROCORP INVESTMENT SERVICES S.A.				a			a			a
14, ΠΛ.ΦΙΛΙΚΗΣ ΕΤΑΙΡΕΙΑΣ 14 ΑΘΗΝΑ	2107263600									
EUROTRUST INVESTMENT FIRM SA				a						
113, ΣΕΒΑΣΤΟΥΠΟΛΕΩΣ 113 ΑΘΗΝΑ	2103363100									
EUROXX SECURITIES S.A.				a		a	a	a		a
7, ΠΑΛΕΟΛΟΓΟΥ ΧΑΛΑΝΔΡΙ	+30 2106879400	210-6879401								
7, ΠΑΛΑΙΟΛΟΓΟΥ ΧΑΛΑΝΔΡΙ	(210)-6879400	(210)-6879401								
FREEDOM FINANCE EUROPE LTD				a	a					
, ΧΡΙΣΤΑΚΗ ΚΡΑΝΟΥ 20	035725257786									
G. A. PERVANAS SECURITIES- INVESTMENT SERVICES S.A.				a						
7-9, ΣΟΦΟΚΛΕΟΥΣ 7-9 ΑΘΗΝΑ	2103727200									
GLOBAL CAPITAL SECURITIES & FINANCIAL SERVICES LTD				a	a					
50, ΛΑΡΧΙΕΠΙΣΚΟΠΟΥ ΜΑΚΑΡΙΟΥ Γ50	0035722710710									
GREENPOST TRADING EUROPE LTD				a	a					
, ΚΙΜΩΝΟΣ 3, ACROPOLIS MANSIONS, 2ND FLOOR, FLAT/OFFICE 202	035722521389									
HELLENIC AMERICAN SECURITIES S.A.				a		a	a			a
27, ΑΝΔΡΕΑ ΠΑΠΑΝΔΡΕΟΥ 27 ΜΑΡΟΥΣΙ	2103311100									
HELLENIC BANK (INVESTMENTS) LTD					a					
, ΑΥΞ.ΚΥΡΙΑΚΟΥ ΜΑΤΣΙ 31 - PO BOX 24747 NICOSIA	+357 22500100	357 22500110								
HSBC CONTINENTAL EUROPE									a	
109-111, Α.ΜΕΣΟΓΕΙΩΝ 109-111	2106960000									
INDEX SECURITIES S.A.				a						
6, ΔΡΑΓΑΤΣΑΝΙΟΥ 6 ΑΘΗΝΑ	2103213920									
J. CHR. MAVRIKIS SECURITIES S.A.				a						
5, ΣΟΦΟΚΛΕΟΥΣ 5 ΑΘΗΝΑ	2103216730									

Athex & ATHEXClear Members List

Member Name				Stock Market			Derivatives Market		ATHEXClear Member	
	Address	Phone	Fax	Market Member	Remote Member	Market Maker	Proprietary	Market Maker	General Clearing	Direct Clearing
KAPPA SECURITIES S.A.				a			a			
15, ΒΑΛΑΟΡΙΤΟΥ 15 ΑΘΗΝΑ	2103678600									
KARAMANOF SECURITIES & INVESTMENT SERVICES S.A.				a						
2, ΠΛ.ΑΓ.ΘΕΟΔΩΡΩΝ 2 ΑΘΗΝΑ	2103212947									
LAIKI FINANCIAL SERVICES LTD					a					
26, AVE. VYRONOS NICOSIA	357 22367367	357 22718567								
LEON DEPOLAS SECURITIES S.A.				a		a	a			
1, ΧΡΗΣΤΟΥ ΛΑΔΑ 1 ΑΘΗΝΑ	2103213276 -28									
MEGA EQUITY SECURITIES & FINANCIAL SERVICES PUBLIC LTD				a	a		a			
42-44, ΛΕΩΦ.ΓΡΙΒΑ ΔΙΓΕΝΗ 42-44	0035722711711									
MERIT SECURITIES S.A				a		a	a			a
5, ΣΟΦΟΚΛΕΟΥΣ 5 ΑΘΗΝΑ	2141008814									
MERRILL LYNCH INTERNATIONAL				a						
2, 2 KING EDWARD STREET LONDON	+44 20276281000									
N. CHRYSOCHOIDIS STOCK BROKERAGE I.S.S.A.				a			a			a
7-9, ΣΟΦΟΚΛΕΟΥΣ 7-9 ΑΘΗΝΑ	2103213913									
NATIONAL BANK OF GREECE S.A.				a		a	a		a	
86, ΑΙΟΛΟΥ ΣΤΡ. ΑΘΗΝΑ	(210)-3341000	(210)-3228187								
68, ΑΚΑΔΙΜΙΑΣ ΣΤΡ. ΑΘΗΝΑ	(210)-3328817	(210)-3328678								
NATIONAL SECURITIES SINGLE MEMBER SA				a		a	a	a		
66, ΛΕΩΦΟΡΟΣ ΑΘΗΝΩΝ 128-132 & ΙΦΙΓΕΝΙΑΣ ΑΘΗΝΑ	2103328784									
NUNTIUS BROKERAGE AND INVESTMENT SERVICES SINGLE MEMBER S.A.				a			a			
6, ΔΡΑΓΑΤΣΑΝΙΟΥ 6 ΑΘΗΝΑ	2103350599									
ONE PLUS CAPITAL LIMITED				a	a					
, 75 PRODROMOU AVENUE NICOSIA 1307	35722873760									
OPTIMA BANK S.A.				a		a	a	a	a	
, ΑΙΓΙΑΛΕΙΑΣ 32 & ΠΑΡΑΔΕΙΣΟΥ ΜΑΡΟΥΣΙ	210 8173000									
PANCRETA BANK S.A									a	
, ΙΚΑΡΟΥ 5	2810338746									
PANTELAKIS SECURITIES S.A.				a		a	a	a		
57, ΕΘΝΙΚΗΣ ΑΝΤΙΣΤΑΣΕΩΣ 57, ΚΤΙΠΙΟ Β CHALANDRI	2106965000									
PIRAEUS BANK S.A.				a			a		a	
, ΑΜΕΡΙΚΗΣ 4 ΑΘΗΝΑ	2103335000									
PIRAEUS SECURITIES S. A.				a		a	a	a		a
10, ΣΤΑΔΙΟΥ 10 ΑΘΗΝΑ	2103354100									
PROCHOICE SECURITIES LTD				a	a					
57, ΛΕΩΦ.ΣΠΥΡΟΥ ΚΥΠΡΙΑΝΟΥ 57, ΑΚΙΝΗΤΑ Φ	035724661192									
SHARELINK SECURITIES & FINANCIAL SERVICES LTD				a			a			
6, HOUSE-ΘΕΟΤΟΚΗ 6 ΜΕΓΑΡΟ ΕΛΜΗΝΑ	+357 22554200									
SOCIETE GENERALE S.A.				a	a		a			
, 17 COURS VALMY, CEDEX	+157290504									
SOLIDUS SECURITIES S.A				a			a			a
64, ΛΟΥΙΖΗΣ ΠΙΑΝΚΟΥΡ 64 ΑΘΗΝΑ	2106900600									
ST. EM. LAVRENTAKIS SECURITIES S.A.				a						
7-9, ΣΟΦΟΚΛΕΟΥΣ 7-9 ΑΘΗΝΑ	2103213336									
THE CYPRUS INVESTMENT & SECURITIES CORPORATION LTD				a	a					
154, 1 AG. PROKOPIΟΥ & POSIDONOS 1ST FLOOR	0035722121700									
UBS EUROPE SE				a	a					
, OPERNTURM, BOCKENHEIMER LANDSTRASSE 2-4	496921790									
UBS LIMITED					a					
1, FINSBURY AVENUE LONDON	+44 2075687135									
VIGOR FINANCE INVESTMENT SERVICES S.A.				a			a	a		
, ΨΥΧΑΡΗ 14 Ν. ΨΥΧΙΚΟ	2106718400									

List of Stocks under Market Making operations

Securities	Market Maker	Start Market Making	Stock Category	Suspension Status
MLS MULTIMEDIA SA (CR)				
	PIRAEUS SECURITIES S. A.	01/08/2019		
ALPHA ETF FTSE Athex Large Cap			Exchange Traded Funds (ETFs)	
	ALPHA FINANCE INVESTMENT SERVICES SINGLE MEMBER SA	02/01/1900		
	NATIONAL SECURITIES SINGLE MEMBER SA	02/01/1900		
ADMIE (IPTO) HOLDING S.A. (CR)			Main Market	
	EUROBANK EQUITIES INVESTMENT FIRM SINGLE MEMBER SA	24/05/2021		
	HELLENIC AMERICAN SECURITIES S.A.	09/03/2020		
	PIRAEUS SECURITIES S. A.	29/06/2017		
AEGEAN AIRLINES (CR)			Main Market	
	EUROBANK EQUITIES INVESTMENT FIRM SINGLE MEMBER SA	22/09/2020		
ALPHA SERVICES HOLD (CR)			Main Market	
	ALPHA FINANCE INVESTMENT SERVICES SINGLE MEMBER SA	29/02/2016		
	EUROBANK EQUITIES INVESTMENT FIRM SINGLE MEMBER SA	22/10/2006		
	HELLENIC AMERICAN SECURITIES S.A.	25/07/2014		
	LEON DEPOLAS SECURITIES S.A.	04/01/2016		
	MERIT SECURITIES S.A	03/09/2012		
	NATIONAL SECURITIES SINGLE MEMBER SA	02/01/1900		
	PIRAEUS SECURITIES S. A.	28/05/2009		
ALPHA TRUST HOLDINGS (CR)			Main Market	
	EUROBANK EQUITIES INVESTMENT FIRM SINGLE MEMBER SA	06/02/2023		
	LEON DEPOLAS SECURITIES S.A.	04/01/2021		
ALUMIL (CR)			Main Market	
	PIRAEUS SECURITIES S. A.	31/07/2023		
ANDROMEDA SA (CR)			Main Market	
	BETA SECURITIES S.A.	15/02/2021		
	OPTIMA BANK S.A.	03/04/2023		
ATHENS INTL AIRPORT (CR)			Main Market	
	PIRAEUS SECURITIES S. A.	03/06/2024		
ATTICA BANK S.A. (CR)			Main Market	
	EUROXX SECURITIES S.A.	22/01/2016		
AUSTRIACARD (CB)			Main Market	
	BETA SECURITIES S.A.	23/03/2023		
	EUROXX SECURITIES S.A.	10/06/2024		
	PIRAEUS SECURITIES S. A.	02/08/2024		
AUTOHELLAS SA (CR)			Main Market	
	ALPHA FINANCE INVESTMENT SERVICES SINGLE MEMBER SA	01/07/2019		
	EUROXX SECURITIES S.A.	02/07/2018		
AVAX S.A. (CR)			Main Market	
	EUROBANK EQUITIES INVESTMENT FIRM SINGLE MEMBER SA	14/12/2015		
	OPTIMA BANK S.A.	04/09/2023		
	PIRAEUS SECURITIES S. A.	01/02/2021		
AVE (CR)			Main Market	
	EUROXX SECURITIES S.A.	05/06/2020		
BRIO PROPERTIES (CR)			Main Market	
	EUROBANK EQUITIES INVESTMENT FIRM SINGLE MEMBER SA	09/09/2019		
	LEON DEPOLAS SECURITIES S.A.	22/02/2021		
	PIRAEUS SECURITIES S. A.	05/02/2024		
CC HBC AG (CR)			Main Market	
	BETA SECURITIES S.A.	08/03/2021		
	NATIONAL SECURITIES SINGLE MEMBER SA	02/01/1900		
	PIRAEUS SECURITIES S. A.	04/05/2015		
CENERGY HOLDINGS (CB)			Main Market	
	ALPHA FINANCE INVESTMENT SERVICES SINGLE MEMBER SA	02/01/2016		
	EUROBANK EQUITIES INVESTMENT FIRM SINGLE MEMBER SA	02/01/2016		
	OPTIMA BANK S.A.	14/03/2022		
	PANTELAKIS SECURITIES S.A.	27/12/2022		
CNL CAPITAL (CR)			Main Market	
	MERIT SECURITIES S.A	01/10/2018		
DIMAND (CR)			Main Market	
	ALPHA FINANCE INVESTMENT SERVICES SINGLE MEMBER SA	08/08/2022		
	EUROBANK EQUITIES INVESTMENT FIRM SINGLE MEMBER SA	08/08/2022		
	PANTELAKIS SECURITIES S.A.	15/05/2023		
EKTER SA (CR)			Main Market	
	BETA SECURITIES S.A.	26/09/2022		
	EUROBANK EQUITIES INVESTMENT FIRM SINGLE MEMBER SA	16/10/2017		
	LEON DEPOLAS SECURITIES S.A.	21/05/2018		
ELASTRON (CR)			Main Market	
	LEON DEPOLAS SECURITIES S.A.	20/02/2017		

List of Stocks under Market Making operations

Securities	Stock Category
Market Maker	Start Market Making
ELLAKTOR (CR)	Main Market
ALPHA FINANCE INVESTMENT SERVICES SINGLE MEMBER SA	18/03/2019
EUROBANK EQUITIES INVESTMENT FIRM SINGLE MEMBER SA	01/06/2012
EUROXX SECURITIES S.A.	24/09/2018
NATIONAL SECURITIES SINGLE MEMBER SA	02/01/1900
PIRAEUS SECURITIES S. A.	22/10/2018
ELTON SA (CR)	Main Market
OPTIMA BANK S.A.	30/01/2023
ELVALHALCOR (CR)	Main Market
ALPHA FINANCE INVESTMENT SERVICES SINGLE MEMBER SA	07/05/2018
BETA SECURITIES S.A.	09/01/2023
EUROBANK EQUITIES INVESTMENT FIRM SINGLE MEMBER SA	07/05/2018
EUROBANK HOLDINGS (CR)	Main Market
ALPHA FINANCE INVESTMENT SERVICES SINGLE MEMBER SA	09/01/2006
EUROBANK EQUITIES INVESTMENT FIRM SINGLE MEMBER SA	01/06/2012
HELLENIC AMERICAN SECURITIES S.A.	25/07/2014
LEON DEPOLAS SECURITIES S.A.	30/11/2018
MERIT SECURITIES S.A.	06/11/2017
NATIONAL SECURITIES SINGLE MEMBER SA	02/01/1900
PIRAEUS SECURITIES S. A.	28/09/2009
EUROCONSULTANTS S.A. (CR)	Main Market
EUROBANK EQUITIES INVESTMENT FIRM SINGLE MEMBER SA	22/07/2014
OPTIMA BANK S.A.	01/02/2023
EYDAP S.A. (CR)	Main Market
ALPHA FINANCE INVESTMENT SERVICES SINGLE MEMBER SA	27/01/2020
EUROBANK EQUITIES INVESTMENT FIRM SINGLE MEMBER SA	10/06/2019
FOURLIS (CR)	Main Market
EUROBANK EQUITIES INVESTMENT FIRM SINGLE MEMBER SA	01/12/2016
PIRAEUS SECURITIES S. A.	06/03/2017
GEK TERNA (CR)	Main Market
BETA SECURITIES S.A.	08/03/2021
EUROBANK EQUITIES INVESTMENT FIRM SINGLE MEMBER SA	24/05/2021
PIRAEUS SECURITIES S. A.	29/08/2019
GR. SARANTIS S.A. (CR)	Main Market
BETA SECURITIES S.A.	14/05/2012
EUROBANK EQUITIES INVESTMENT FIRM SINGLE MEMBER SA	24/10/2016
PIRAEUS SECURITIES S. A.	02/04/2024
HELLENIC EXCHANGES-A.S.E. (CR)	Main Market
HELLENIC AMERICAN SECURITIES S.A.	01/09/2014
NATIONAL SECURITIES SINGLE MEMBER SA	02/01/1900
PIRAEUS SECURITIES S. A.	04/05/2015
HELLENIQ ENERGY (CR)	Main Market
ALPHA FINANCE INVESTMENT SERVICES SINGLE MEMBER SA	07/11/2023
EUROBANK EQUITIES INVESTMENT FIRM SINGLE MEMBER SA	01/11/2023
HELLENIC AMERICAN SECURITIES S.A.	14/09/2015
PIRAEUS SECURITIES S. A.	20/03/2017
IDEAL HOLDINGS (CR)	Main Market
EUROBANK EQUITIES INVESTMENT FIRM SINGLE MEMBER SA	07/06/2021
PIRAEUS SECURITIES S. A.	07/06/2021
INTERCONTINENTAL (CR)	Main Market
LEON DEPOLAS SECURITIES S.A.	03/06/2019
INTERLIFE G.C.I.(CR)	Main Market
PIRAEUS SECURITIES S. A.	22/01/2024
INTERWOOD-XYLEMPORIA (CR)	Main Market
EUROBANK EQUITIES INVESTMENT FIRM SINGLE MEMBER SA	05/07/2021
PANTELAKIS SECURITIES S.A.	01/07/2021
INTRAKAT (CR)	Main Market
BETA SECURITIES S.A.	04/10/2021
PANTELAKIS SECURITIES S.A.	10/10/2022
JUMBO SA (CR)	Main Market
BETA SECURITIES S.A.	01/02/2021
EUROBANK EQUITIES INVESTMENT FIRM SINGLE MEMBER SA	25/05/2020
MERIT SECURITIES S.A.	06/11/2017
PIRAEUS SECURITIES S. A.	06/03/2017
KLOUKINAS - LAPPAS SA (CR)	Main Market
OPTIMA BANK S.A.	02/01/2023
KRI-KRI S.A. (CR)	Main Market
EUROBANK EQUITIES INVESTMENT FIRM SINGLE MEMBER SA	07/05/2018
PIRAEUS SECURITIES S. A.	11/12/2023

List of Stocks under Market Making operations

Securities	Stock Category
Market Maker	Start Market Making
LAMDA DEVELOPMENT SA (CR)	Main Market
EUROBANK EQUITIES INVESTMENT FIRM SINGLE MEMBER SA	08/12/2014
PANTELAKIS SECURITIES S.A.	06/11/2017
PIRAEUS SECURITIES S. A.	29/06/2017
LAMPSA HOTEL SA (CR)	Main Market
LEON DEPOLAS SECURITIES S.A.	16/01/2017
METLEN ENERGY & METALS (CR)	Main Market
ALPHA FINANCE INVESTMENT SERVICES SINGLE MEMBER SA	15/04/2019
BETA SECURITIES S.A.	11/04/2022
EUROBANK EQUITIES INVESTMENT FIRM SINGLE MEMBER SA	20/09/2017
MERIT SECURITIES S.A	25/02/2019
NATIONAL SECURITIES SINGLE MEMBER SA	02/01/1900
PIRAEUS SECURITIES S. A.	04/05/2015
MOTODYNAMICS S.A. (CR)	Main Market
ALPHA FINANCE INVESTMENT SERVICES SINGLE MEMBER SA	12/08/2024
OPTIMA BANK S.A.	25/08/2023
MOTOR OIL (CR)	Main Market
BETA SECURITIES S.A.	08/03/2021
EUROBANK EQUITIES INVESTMENT FIRM SINGLE MEMBER SA	22/10/2006
LEON DEPOLAS SECURITIES S.A.	01/04/2019
MERIT SECURITIES S.A	25/02/2019
NATIONAL SECURITIES SINGLE MEMBER SA	02/01/1900
PIRAEUS SECURITIES S. A.	04/05/2015
MPLE KEDROS (CR)	Main Market
OPTIMA BANK S.A.	16/10/2023
OPTIMA BANK S.A.	08/11/2023
NAFPAKTOS TEXTILE (CR)	Main Market
OPTIMA BANK S.A.	29/01/2024
NATIONAL BANK (CR)	Main Market
ALPHA FINANCE INVESTMENT SERVICES SINGLE MEMBER SA	09/01/2006
EUROBANK EQUITIES INVESTMENT FIRM SINGLE MEMBER SA	22/10/2006
HELLENIC AMERICAN SECURITIES S.A.	25/07/2014
LEON DEPOLAS SECURITIES S.A.	20/05/2015
MERIT SECURITIES S.A	03/09/2012
NATIONAL SECURITIES SINGLE MEMBER SA	02/01/1900
PIRAEUS SECURITIES S. A.	08/09/2008
NOVAL PROPERTY REIC (CR)	Main Market
ALPHA FINANCE INVESTMENT SERVICES SINGLE MEMBER SA	05/06/2024
PIRAEUS SECURITIES S. A.	05/06/2024
OPAP (CR)	Main Market
ALPHA FINANCE INVESTMENT SERVICES SINGLE MEMBER SA	09/01/2006
EUROBANK EQUITIES INVESTMENT FIRM SINGLE MEMBER SA	22/10/2006
HELLENIC AMERICAN SECURITIES S.A.	25/07/2014
MERIT SECURITIES S.A	20/03/2017
NATIONAL SECURITIES SINGLE MEMBER SA	02/01/1900
PIRAEUS SECURITIES S. A.	04/05/2015
OPTIMA BANK (CR)	Main Market
ALPHA FINANCE INVESTMENT SERVICES SINGLE MEMBER SA	12/12/2023
EUROBANK EQUITIES INVESTMENT FIRM SINGLE MEMBER SA	11/12/2023
OPTIMA BANK S.A.	06/11/2023
ORILINA PROPERTIES REIC (CR)	Main Market
EUROBANK EQUITIES INVESTMENT FIRM SINGLE MEMBER SA	11/12/2023
LEON DEPOLAS SECURITIES S.A.	11/12/2023
OTE (CR)	Main Market
ALPHA FINANCE INVESTMENT SERVICES SINGLE MEMBER SA	09/01/2006
EUROBANK EQUITIES INVESTMENT FIRM SINGLE MEMBER SA	22/10/2006
HELLENIC AMERICAN SECURITIES S.A.	25/07/2014
LEON DEPOLAS SECURITIES S.A.	20/04/2015
MERIT SECURITIES S.A	20/03/2017
NATIONAL SECURITIES SINGLE MEMBER SA	02/01/1900
PIRAEUS SECURITIES S. A.	08/09/2008
P.P.A. S.A. (CR)	Main Market
EUROBANK EQUITIES INVESTMENT FIRM SINGLE MEMBER SA	06/02/2019
PAPOUTSANIS (CR)	Main Market
ALPHA FINANCE INVESTMENT SERVICES SINGLE MEMBER SA	19/11/2018
BETA SECURITIES S.A.	25/11/2013
PERFORMANCE TECHNOLOGIES (CR)	Main Market
EUROBANK EQUITIES INVESTMENT FIRM SINGLE MEMBER SA	22/02/2021
PANTELAKIS SECURITIES S.A.	08/03/2021

List of Stocks under Market Making operations

Securities	Stock Category
Market Maker	Start Market Making
PETROPOULOS PETROS (CR)	Main Market
EUROBANK EQUITIES INVESTMENT FIRM SINGLE MEMBER SA	01/04/2019
PANTELAKIS SECURITIES S.A.	16/03/2020
PIRAEUS FINANCIAL HOLD (CR)	Main Market
ALPHA FINANCE INVESTMENT SERVICES SINGLE MEMBER SA	15/04/2019
EUROBANK EQUITIES INVESTMENT FIRM SINGLE MEMBER SA	22/10/2006
EUROXX SECURITIES S.A.	15/02/2016
HELLENIC AMERICAN SECURITIES S.A.	25/07/2014
LEON DEPOLAS SECURITIES S.A.	30/11/2018
MERIT SECURITIES S.A.	16/09/2013
NATIONAL SECURITIES SINGLE MEMBER SA	02/01/1900
PIRAEUS SECURITIES S. A.	16/02/2009
PPC (CR)	Main Market
ALPHA FINANCE INVESTMENT SERVICES SINGLE MEMBER SA	09/01/2006
BETA SECURITIES S.A.	01/02/2021
EUROBANK EQUITIES INVESTMENT FIRM SINGLE MEMBER SA	22/10/2006
HELLENIC AMERICAN SECURITIES S.A.	01/09/2014
MERIT SECURITIES S.A.	06/11/2017
NATIONAL SECURITIES SINGLE MEMBER SA	02/01/1900
PIRAEUS SECURITIES S. A.	28/09/2009
PREMIA (CR)	Main Market
BETA SECURITIES S.A.	01/06/2021
LEON DEPOLAS SECURITIES S.A.	05/12/2022
PANTELAKIS SECURITIES S.A.	23/12/2021
PROFILE SA (CR)	Main Market
OPTIMA BANK S.A.	03/04/2023
PANTELAKIS SECURITIES S.A.	01/07/2019
QUALITY & RELIABILITY SA (CR)	Main Market
OPTIMA BANK S.A.	03/01/2023
QUEST HOLDINGS (CR)	Main Market
BETA SECURITIES S.A.	26/03/2018
EUROBANK EQUITIES INVESTMENT FIRM SINGLE MEMBER SA	28/01/2019
REVOIL (CR)	Main Market
BETA SECURITIES S.A.	26/06/2023
OPTIMA BANK S.A.	15/04/2024
SIDMA STEEL (CR)	Main Market
OPTIMA BANK S.A.	25/05/2023
SPACE HELLAS SA (CR)	Main Market
MERIT SECURITIES S.A.	09/12/2022
TECHNICAL OLYMPIC SA (CR)	Main Market
BETA SECURITIES S.A.	04/04/2022
OPTIMA BANK S.A.	05/07/2023
TERNA ENERGY (CR)	Main Market
EUROBANK EQUITIES INVESTMENT FIRM SINGLE MEMBER SA	24/05/2021
PIRAEUS SECURITIES S. A.	09/12/2019
THRACE PLASTICS SA (CR)	Main Market
ALPHA FINANCE INVESTMENT SERVICES SINGLE MEMBER SA	26/03/2018
LEON DEPOLAS SECURITIES S.A.	28/03/2024
PIRAEUS SECURITIES S. A.	02/04/2024
TITAN CEMENT (CB)	Main Market
BETA SECURITIES S.A.	01/02/2021
EUROBANK EQUITIES INVESTMENT FIRM SINGLE MEMBER SA	06/11/2019
PIRAEUS SECURITIES S. A.	18/01/2021
TRADE ESTATES REIC (CR)	Main Market
EUROBANK EQUITIES INVESTMENT FIRM SINGLE MEMBER SA	10/11/2023
EUROBANK EQUITIES INVESTMENT FIRM SINGLE MEMBER SA	08/11/2023
PANTELAKIS SECURITIES S.A.	10/11/2023
PANTELAKIS SECURITIES S.A.	08/11/2023
TZIRAKIAN PROFIL (CR)	Main Market
LEON DEPOLAS SECURITIES S.A.	19/07/2021
VIOHALCO SA/NV (CB)	Main Market
ALPHA FINANCE INVESTMENT SERVICES SINGLE MEMBER SA	11/03/2008
EUROBANK EQUITIES INVESTMENT FIRM SINGLE MEMBER SA	04/03/2014
MERIT SECURITIES S.A.	17/03/2014

Underlying Asset				Derivatives Market													
Price max	Price min	Closing price	change	Delivery Month	Open price	Price max	Price min	Last price	Closing price	Last Bid	Last Ask	Fixing price*	Life high	Life low	Trades	Volume	Open Interest
FTSE/Athex Large Cap				(Trade Unit: 1 Index Point x 2€, Cash Settlement)													
3,529.80	3,490.87	3,491.09	-0.37%	September 2024	3,520.00	3,535.00	3,493.00	3,493.00	3,493.00	---	---	---	3,600.75	---	105	508	3,812
				October 2024	3,516.00	3,540.00	3,493.00	3,493.00	3,493.00	---	---	---	3,540.00	---	28	182	247
				November 2024	---	---	---	---	3,519.75	---	---	---	---	---	---	---	---
				December 2024	---	---	---	---	3,526.50	---	---	---	---	---	---	---	---
				March 2025	---	---	---	---	3,544.25	---	---	---	---	---	---	---	---
				June 2025	---	---	---	---	3,562.00	---	---	---	---	---	---	---	---
FTSE/Athex Banks				(Trade Unit: 1 Index Point x 15€, Cash Settlement)													
1,292.68	1,276.14	1,281.75	-0.16%	September 2024	---	---	---	---	1,258.00	---	---	---	1,332.75	---	---	---	1,252
				December 2024	---	---	---	---	1,292.00	---	---	---	---	---	---	---	---
				March 2025	---	---	---	---	1,298.50	---	---	---	---	---	---	---	---
				June 2025	---	---	---	---	1,305.00	---	---	---	---	---	---	---	---
MSCI GREECE REBASED				(Trade Unit: 1 Index Point x 2€, Cash Settlement)													
5,549.70	5,486.87	5,496.83	-0.41%	September 2024	---	---	---	---	5,387.25	---	---	---	5,516.00	---	---	---	3
				October 2024	---	---	---	---	5,439.50	---	---	---	5,515.50	---	---	---	10
				November 2024	---	---	---	---	5,440.25	---	---	---	5,516.00	---	---	---	10
				December 2024	---	---	---	---	5,555.00	---	---	---	---	---	---	---	---
				January 2025	---	---	---	---	5,563.75	---	---	---	---	---	---	---	---
				February 2025	---	---	---	---	5,574.50	---	---	---	---	---	---	---	---
				March 2025	---	---	---	---	5,583.00	---	---	---	---	---	---	---	---
				June 2025	---	---	---	---	5,611.00	---	---	---	---	---	---	---	---

Derivatives notes

Fixing prices and final open positions can be retrieved from the following path <http://www.helex.gr/el/web/guest/statistics-end-of-day-derivatives>

Underlying Asset				Derivatives Market													
Price max	Price min	Closing price	change	Delivery Month	Open price	Price max	Price min	Last price	Closing price	Last Bid	Last Ask	Fixing price*	Life high	Life low	Trades	Volume	Open Interest
ADMIE (IPTO) HOLDING S.A. (CR)				(Contract Size: 100 Securities, Physical Delivery)													
2.145	2.12	2.135	0.47%	September 2024	---	---	---	---	2.08	---	---	---	2.39	---	---	---	21,995
				December 2024	---	---	---	---	2.14	---	---	---	---	---	---	---	---
				March 2025	---	---	---	---	2.15	---	---	---	---	---	---	---	---
				June 2025	---	---	---	---	2.16	---	---	---	---	---	---	---	---
AEGEAN AIRLINES (CR)				(Contract Size: 100 Securities, Physical Delivery)													
11.1	10.85	10.93	-0.55%	September 2024	11.07	11.12	11.01	11.02	11.02	---	---	---	12.49	---	16	36	3,667
				December 2024	---	---	---	---	11.19	---	---	---	12.12	---	---	---	138
				March 2025	---	---	---	---	11.12	---	---	---	---	---	---	---	---
				June 2025	---	---	---	---	11.17	---	---	---	---	---	---	---	---
ALPHA SERVICES HOLD (CR)				(Contract Size: 100 Securities, Physical Delivery)													
1.6065	1.5815	1.59	-0.25%	September 2024	1.60	1.61	1.59	1.59	1.59	---	---	---	1.79	---	90	4,518	158,441
				December 2024	---	---	---	---	1.61	---	---	---	1.73	---	---	---	244
				March 2025	---	---	---	---	1.61	---	---	---	---	---	---	---	---
				June 2025	---	---	---	---	1.62	---	---	---	---	---	---	---	---
ATHENS INTL AIRPORT (CR)				(Contract Size: 100 Securities, Physical Delivery)													
7.964	7.84	7.84	-0.88%	September 2024	7.96	7.97	7.91	7.91	7.91	---	---	---	8.41	---	3	4	1,173
				December 2024	---	---	---	---	7.96	---	---	---	---	---	---	---	---
				March 2025	---	---	---	---	8.00	---	---	---	---	---	---	---	---
				June 2025	---	---	---	---	8.04	---	---	---	---	---	---	---	---
AUTOHELLAS SA (CR)				(Contract Size: 100 Securities, Physical Delivery)													
11.32	11.12	11.24	-1.40%	September 2024	---	---	---	---	10.83	---	---	---	12.13	---	---	---	151
				December 2024	---	---	---	---	11.47	---	---	---	---	---	---	---	---
				March 2025	---	---	---	---	11.53	---	---	---	---	---	---	---	---
				June 2025	---	---	---	---	11.59	---	---	---	---	---	---	---	---
AVAX S.A. (CR)				(Contract Size: 100 Securities, Physical Delivery)													
1.414	1.39	1.39	-1.00%	September 2024	1.40	1.40	1.40	1.40	1.40	---	---	---	1.49	---	2	10	660
				December 2024	---	---	---	---	1.41	---	---	---	---	---	---	---	---
				March 2025	---	---	---	---	1.42	---	---	---	---	---	---	---	---
				June 2025	---	---	---	---	1.43	---	---	---	---	---	---	---	---
CC HBC AG (CR)				(Contract Size: 100 Securities, Physical Delivery)													
32.46	32.06	32.08	1.39%	September 2024	32.09	32.17	32.09	32.17	32.17	---	---	---	33.61	---	2	6	157
				December 2024	---	---	---	---	31.84	---	---	---	---	---	---	---	---
				March 2025	---	---	---	---	32.00	---	---	---	---	---	---	---	---
				June 2025	---	---	---	---	32.16	---	---	---	---	---	---	---	---

Derivatives notes

Fixing prices and final open positions can be retrieved from the following path <http://www.helex.gr/el/web/guest/statistics-end-of-day-derivatives>

Underlying Asset				Derivatives Market													
Price max	Price min	Closing price	change	Delivery Month	Open price	Price max	Price min	Last price	Closing price	Last Bid	Last Ask	Fixing price*	Life high	Life low	Trades	Volume	Open Interest
CENERGY HOLDINGS (CB)				(Contract Size: 100 Securities, Physical Delivery)													
9.97	9.57	9.61	-3.32%	September 2024	9.97	9.97	9.57	9.64	9.64	---	---	---	10.17	---	40	173	3,690
				December 2024	---	---	---	---	10.00	---	---	---	---	---	---	---	---
				March 2025	---	---	---	---	10.05	---	---	---	---	---	---	---	---
				June 2025	---	---	---	---	10.10	---	---	---	---	---	---	---	---
ELLAKTOR (CR)				(Contract Size: 124 Securities, Physical Delivery)													
2.1	2.07	2.075	-0.24%	September 2024	2.10	2.10	2.07	2.07	2.07	---	---	---	2.13	1.79	16	102	3,512
				December 2024	---	---	---	---	2.09	---	---	---	---	---	---	---	---
				March 2025	---	---	---	---	2.10	---	---	---	---	---	---	---	---
				June 2025	---	---	---	---	2.11	---	---	---	---	---	---	---	---
ELVALHALCOR (CR)				(Contract Size: 100 Securities, Physical Delivery)													
1.884	1.854	1.854	-0.86%	September 2024	1.89	1.89	1.86	1.86	1.86	---	---	---	2.04	---	3	27	4,785
				December 2024	---	---	---	---	1.92	---	---	---	1.91	---	---	---	69
				March 2025	---	---	---	---	1.89	---	---	---	---	---	---	---	---
				June 2025	---	---	---	---	1.90	---	---	---	---	---	---	---	---
EUROBANK HOLDINGS (CR)				(Contract Size: 100 Securities, Physical Delivery)													
2.109	2.08	2.1	0.72%	September 2024	2.08	2.11	2.08	2.09	2.09	---	---	---	2.19	---	30	635	16,386
				December 2024	---	---	---	---	2.17	---	---	---	2.28	---	---	---	5
				March 2025	---	---	---	---	2.11	---	---	---	---	---	---	---	---
				June 2025	---	---	---	---	2.12	---	---	---	---	---	---	---	---
EYDAP S.A. (CR)				(Contract Size: 100 Securities, Physical Delivery)													
5.57	5.48	5.56	0.72%	September 2024	5.55	5.55	5.53	5.53	5.53	---	---	---	5.90	---	2	10	4,352
				December 2024	---	---	---	---	5.56	---	---	---	---	---	---	---	---
				March 2025	---	---	---	---	5.58	---	---	---	---	---	---	---	---
				June 2025	---	---	---	---	5.61	---	---	---	---	---	---	---	---
FOURLIS (CR)				(Contract Size: 100 Securities, Physical Delivery)													
3.83	3.75	3.76	-0.53%	September 2024	---	---	---	---	3.79	---	---	---	4.19	---	---	---	1,153
				December 2024	---	---	---	---	3.80	---	---	---	---	---	---	---	---
				March 2025	---	---	---	---	3.82	---	---	---	---	---	---	---	---
				June 2025	---	---	---	---	3.84	---	---	---	---	---	---	---	---
GEK TERNA (CR)				(Contract Size: 100 Securities, Physical Delivery)													
17.88	17.68	17.7	0.11%	September 2024	17.74	17.90	17.74	17.83	17.83	---	---	---	18.27	---	17	80	11,862
				December 2024	17.91	17.92	17.91	17.92	17.92	---	---	---	17.92	---	3	12	77
				March 2025	---	---	---	---	17.88	---	---	---	---	---	---	---	---
				June 2025	---	---	---	---	17.97	---	---	---	---	---	---	---	---

Derivatives notes

Fixing prices and final open positions can be retrieved from the following path <http://www.helex.gr/el/web/guest/statistics-end-of-day-derivatives>

Underlying Asset				Derivatives Market													
Price max	Price min	Closing price	change	Delivery Month	Open price	Price max	Price min	Last price	Closing price	Last Bid	Last Ask	Fixing price*	Life high	Life low	Trades	Volume	Open Interest
HELLENIC EXCHANGES-A.S.E. (CR)				(Contract Size: 100 Securities, Physical Delivery)													
4.67	4.59	4.6	-1.08%	September 2024	4.68	4.68	4.60	4.60	4.60	---	---	---	5.25	---	9	46	3,885
				December 2024	---	---	---	---	4.68	---	---	---	---	---	---	---	---
				March 2025	---	---	---	---	4.70	---	---	---	---	---	---	---	---
				June 2025	---	---	---	---	4.73	---	---	---	---	---	---	---	---
HELLENIQ ENERGY (CR)				(Contract Size: 100 Securities, Physical Delivery)													
7.19	7.055	7.07	-0.14%	September 2024	7.15	7.20	7.08	7.09	7.09	---	---	---	8.40	---	26	129	5,989
				December 2024	---	---	---	---	7.13	---	---	---	---	---	---	---	---
				March 2025	---	---	---	---	7.16	---	---	---	---	---	---	---	---
				June 2025	---	---	---	---	7.20	---	---	---	---	---	---	---	---
INTRACOM HOLDINGS (CR)				(Contract Size: 102 Securities, Physical Delivery)													
3.28	3.215	3.225	-0.62%	September 2024	3.29	3.30	3.23	3.23	3.23	---	---	---	3.55	2.80	18	32	7,771
				December 2024	---	---	---	---	3.27	---	---	---	---	---	---	---	---
				March 2025	---	---	---	---	3.28	---	---	---	---	---	---	---	---
				June 2025	---	---	---	---	3.30	---	---	---	---	---	---	---	---
INTRAKAT (CR)				(Contract Size: 100 Securities, Physical Delivery)													
5.11	4.97	4.97	-2.74%	September 2024	5.08	5.08	4.98	4.98	4.98	---	---	---	5.24	---	17	21	2,375
				December 2024	---	---	---	---	5.14	---	---	---	---	---	---	---	---
				March 2025	---	---	---	---	5.17	---	---	---	---	---	---	---	---
				June 2025	---	---	---	---	5.19	---	---	---	---	---	---	---	---
JUMBO SA (CR)				(Contract Size: 100 Securities, Physical Delivery)													
23.16	22.82	23	0.44%	September 2024	23.03	23.03	23.03	23.03	23.03	---	---	---	26.97	---	1	2	332
				December 2024	---	---	---	---	23.05	---	---	---	---	---	---	---	---
				March 2025	---	---	---	---	23.16	---	---	---	---	---	---	---	---
				June 2025	---	---	---	---	23.28	---	---	---	---	---	---	---	---
LAMDA DEVELOPMENT SA (CR)				(Contract Size: 100 Securities, Physical Delivery)													
7.13	6.99	7.02	-0.71%	September 2024	7.10	7.10	7.06	7.06	7.06	---	---	---	7.68	---	4	6	6,063
				December 2024	---	---	---	---	7.12	---	---	---	---	---	---	---	---
				March 2025	---	---	---	---	7.15	---	---	---	---	---	---	---	---
				June 2025	---	---	---	---	7.19	---	---	---	---	---	---	---	---
METLEN ENERGY & METALS (CR)				(Contract Size: 100 Securities, Physical Delivery)													
35.08	34.48	34.48	-1.26%	September 2024	35.19	35.19	34.67	34.67	34.67	---	---	---	38.35	---	33	148	4,392
				December 2024	---	---	---	---	35.53	---	---	---	36.20	---	---	---	75
				March 2025	---	---	---	---	35.32	---	---	---	---	---	---	---	---
				June 2025	---	---	---	---	35.50	---	---	---	---	---	---	---	---

Derivatives notes

Fixing prices and final open positions can be retrieved from the following path <http://www.helex.gr/el/web/guest/statistics-end-of-day-derivatives>

Underlying Asset				Derivatives Market													
Price max	Price min	Closing price	change	Delivery Month	Open price	Price max	Price min	Last price	Closing price	Last Bid	Last Ask	Fixing price*	Life high	Life low	Trades	Volume	Open Interest
MIG (CR)				(Contract Size: 100 Securities, Physical Delivery)													
3.46	3.37	3.415	-0.15%	September 2024	---	---	---	---	3.43	---	---	---	3.94	---	---	---	88
				December 2024	---	---	---	---	3.44	---	---	---	---	---	---	---	---
				March 2025	---	---	---	---	3.46	---	---	---	---	---	---	---	---
				June 2025	---	---	---	---	3.48	---	---	---	---	---	---	---	---
MOTOR OIL (CR)				(Contract Size: 100 Securities, Physical Delivery)													
21.9	21.56	21.8	0.65%	September 2024	21.79	21.99	21.69	21.70	21.70	---	---	---	26.50	---	82	308	4,923
				December 2024	22.10	22.59	22.10	22.20	22.20	---	---	---	22.59	---	3	3	20
				March 2025	---	---	---	---	21.91	---	---	---	---	---	---	---	---
				June 2025	---	---	---	---	22.02	---	---	---	---	---	---	---	---
NATIONAL BANK (CR)				(Contract Size: 100 Securities, Physical Delivery)													
8.064	7.94	8.02	0.08%	September 2024	8.02	8.09	7.99	8.02	8.02	---	---	---	8.36	---	65	849	13,538
				December 2024	---	---	---	---	8.08	---	---	---	8.20	---	---	---	54
				March 2025	---	---	---	---	8.11	---	---	---	---	---	---	---	---
				June 2025	---	---	---	---	8.15	---	---	---	---	---	---	---	---
OPAP (CR)				(Contract Size: 102 Securities, Physical Delivery)													
16.14	15.95	16.1	-0.12%	September 2024	16.10	16.10	15.95	16.07	16.07	---	---	---	16.29	---	7	17	1,256
				December 2024	---	---	---	---	16.45	---	---	---	16.38	---	---	---	30
				March 2025	---	---	---	---	16.31	---	---	---	---	---	---	---	---
				June 2025	---	---	---	---	16.39	---	---	---	---	---	---	---	---
OPTIMA BANK (CR)				(Contract Size: 100 Securities, Physical Delivery)													
12.5	12.2	12.5	1.30%	September 2024	12.40	12.50	12.29	12.34	12.34	---	---	---	13.13	---	9	32	93
				December 2024	---	---	---	---	12.42	---	---	---	---	---	---	---	---
				March 2025	---	---	---	---	12.48	---	---	---	---	---	---	---	---
				June 2025	---	---	---	---	12.54	---	---	---	---	---	---	---	---
OTE (CR)				(Contract Size: 100 Securities, Physical Delivery)													
15.03	14.77	14.84	-1.00%	September 2024	15.07	15.07	14.83	14.88	14.88	---	---	---	15.32	---	25	106	3,337
				December 2024	---	---	---	---	15.09	---	---	---	---	---	---	---	---
				March 2025	---	---	---	---	15.16	---	---	---	---	---	---	---	---
				June 2025	---	---	---	---	15.24	---	---	---	---	---	---	---	---
P.P.A. S.A. (CR)				(Contract Size: 100 Securities, Physical Delivery)													
26.6	26.15	26.15	-1.51%	September 2024	---	---	---	---	24.76	---	---	---	26.47	---	---	---	75
				December 2024	---	---	---	---	26.72	---	---	---	---	---	---	---	---
				March 2025	---	---	---	---	26.86	---	---	---	---	---	---	---	---
				June 2025	---	---	---	---	26.99	---	---	---	---	---	---	---	---

Derivatives notes

Fixing prices and final open positions can be retrieved from the following path <http://www.helex.gr/el/web/guest/statistics-end-of-day-derivatives>

Underlying Asset				Derivatives Market													
Price max	Price min	Closing price	change	Delivery Month	Open price	Price max	Price min	Last price	Closing price	Last Bid	Last Ask	Fixing price*	Life high	Life low	Trades	Volume	Open Interest
PIRAEUS FINANCIAL HOLD (CR)																	
(Contract Size: 100 Securities, Physical Delivery)																	
3.979	3.874	3.88	-1.82%	September 2024	3.97	3.99	3.89	3.89	3.89	---	---	---	4.05	---	139	2,230	66,015
				December 2024	3.96	3.96	3.92	3.92	3.92	---	---	---	4.04	---	2	3	5
				March 2025	---	---	---	---	4.00	---	---	---	---	---	---	---	---
				June 2025	---	---	---	---	4.02	---	---	---	---	---	---	---	---
PPC (CR)																	
(Contract Size: 100 Securities, Physical Delivery)																	
11.79	11.52	11.52	-1.87%	September 2024	11.76	11.82	11.55	11.60	11.60	---	---	---	11.90	---	41	210	25,249
				December 2024	11.75	11.75	11.75	11.75	11.75	---	---	---	11.75	---	2	10	205
				March 2025	---	---	---	---	11.88	---	---	---	---	---	---	---	---
				June 2025	---	---	---	---	11.93	---	---	---	---	---	---	---	---
QUEST HOLDINGS (CR)																	
(Contract Size: 100 Securities, Physical Delivery)																	
5.31	5.22	5.22	-1.32%	September 2024	---	---	---	---	5.29	---	---	---	5.38	---	---	---	178
				December 2024	---	---	---	---	5.32	---	---	---	---	---	---	---	---
				March 2025	---	---	---	---	5.35	---	---	---	---	---	---	---	---
				June 2025	---	---	---	---	5.38	---	---	---	---	---	---	---	---
TERNA ENERGY (CR)																	
(Contract Size: 100 Securities, Physical Delivery)																	
19.18	19.13	19.15	0.00%	September 2024	19.20	19.21	19.20	19.21	19.21	---	---	---	19.55	---	3	80	20,451
				December 2024	---	---	---	---	19.27	---	---	---	---	---	---	---	---
				March 2025	---	---	---	---	19.37	---	---	---	---	---	---	---	---
				June 2025	---	---	---	---	19.47	---	---	---	---	---	---	---	---
TITAN CEMENT (CB)																	
(Contract Size: 100 Securities, Physical Delivery)																	
33.3	32	32	-2.29%	September 2024	32.70	32.70	32.25	32.25	32.25	---	---	---	33.56	---	3	5	382
				December 2024	---	---	---	---	32.96	---	---	---	---	---	---	---	---
				March 2025	---	---	---	---	33.13	---	---	---	---	---	---	---	---
				June 2025	---	---	---	---	33.29	---	---	---	---	---	---	---	---
VIOHALCO SA/NV (CB)																	
(Contract Size: 100 Securities, Physical Delivery)																	
5.98	5.75	5.75	-2.38%	September 2024	5.98	5.98	5.80	5.80	5.80	---	---	---	6.50	---	27	68	4,159
				December 2024	5.82	5.82	5.82	5.82	5.82	---	---	---	6.10	---	1	6	125
				March 2025	---	---	---	---	5.96	---	---	---	---	---	---	---	---
				June 2025	---	---	---	---	5.99	---	---	---	---	---	---	---	---

Derivatives notes

Fixing prices and final open positions can be retrieved from the following path <http://www.helex.gr/el/web/guest/statistics-end-of-day-derivatives>

FTSE/Athex Large Cap

(Trade Unit: 1 Index Point x 2€ - Exercise Style: European, Cash Settlement)

Call Options															Put Options																					
September 2024								October 2024								Other Months		September 2024								October 2024								Other Months		Exer- cise Price
Open price	Price max	Price min	Last price	Closing price	Volume	Open Interest	Open price	Price max	Price min	Last price	Closing price	Volume	Open Interest	Volume	Open Interest	Open price	Price max	Price min	Last price	Closing price	Volume	Open Interest	Open price	Price max	Price min	Last price	Closing price	Volume	Open Interest	Volume	Open Interest					
2,450	0.00	0.00	0.00	-	1,047.00	-	-	-	-	-	-	-	-	-	-	0.00	0.00	0.00	-	0.01	-	-	-	-	-	-	-	-	-	-	-	2,450				
2,500	0.00	0.00	0.00	-	997.00	-	-	-	-	-	-	-	-	-	-	0.00	0.00	0.00	-	0.01	-	-	-	-	-	-	-	-	-	-	-	2,500				
2,550	0.00	0.00	0.00	-	947.00	-	-	-	-	-	-	-	-	-	-	0.00	0.00	0.00	-	0.01	-	-	-	-	-	-	-	-	-	-	-	2,550				
2,600	0.00	0.00	0.00	-	898.00	-	-	-	-	-	-	-	-	-	-	0.00	0.00	0.00	-	0.01	-	-	-	-	-	-	-	-	-	-	-	2,600				
2,650	0.00	0.00	0.00	-	848.00	-	-	-	-	-	-	-	-	-	-	0.00	0.00	0.00	-	0.01	-	-	-	-	-	-	-	-	-	-	-	2,650				
2,700	0.00	0.00	0.00	-	798.00	-	-	-	-	-	-	-	-	-	-	0.00	0.00	0.00	-	0.02	-	-	-	-	-	-	-	-	-	-	-	2,700				
2,750	0.00	0.00	0.00	-	748.00	-	-	-	-	-	-	-	-	-	-	0.00	0.00	0.00	-	0.01	-	-	-	-	-	-	-	-	-	-	-	2,750				
2,800	0.00	0.00	0.00	-	698.00	-	-	-	-	-	-	-	-	-	-	0.00	0.00	0.00	-	0.01	-	-	-	-	-	-	-	-	-	-	-	2,800				
2,850	0.00	0.00	0.00	-	648.00	-	-	-	-	-	-	-	-	-	-	0.00	0.00	0.00	-	0.01	-	-	-	-	-	-	-	-	-	-	-	2,850				
2,900	0.00	0.00	0.00	-	598.00	-	-	-	-	-	-	-	-	-	-	0.00	0.00	0.00	-	0.02	-	-	-	-	-	-	-	-	-	-	-	2,900				
2,950	0.00	0.00	0.00	-	548.00	-	-	-	-	-	-	-	-	-	-	0.00	0.00	0.00	-	0.06	-	-	-	-	-	-	-	-	-	-	-	2,950				
3,000	0.00	0.00	0.00	-	498.00	-	-	0.00	0.00	0.00	-	503.00	-	-	-	0.00	0.00	0.00	-	0.17	-	-	0.00	0.00	0.00	-	2.90	-	-	-	3,000					
3,050	0.00	0.00	0.00	-	449.00	-	-	0.00	0.00	0.00	-	455.00	-	-	-	0.00	0.00	0.00	-	0.43	-	-	0.00	0.00	0.00	-	4.80	-	-	-	3,050					
3,100	0.00	0.00	0.00	-	399.00	-	-	0.00	0.00	0.00	-	408.00	-	-	-	0.00	0.00	0.00	-	1.00	-	-	0.00	0.00	0.00	-	7.80	-	-	-	3,100					
3,150	0.00	0.00	0.00	-	350.00	-	-	0.00	0.00	0.00	-	363.00	-	-	-	0.00	0.00	0.00	-	2.20	-	-	0.00	0.00	0.00	-	12.25	-	-	-	3,150					
3,200	0.00	0.00	0.00	-	303.00	-	-	0.00	0.00	0.00	-	319.00	-	-	-	0.00	0.00	0.00	-	4.50	-	-	0.00	0.00	0.00	-	18.25	-	-	-	3,200					
3,250	0.00	0.00	0.00	-	257.00	-	-	0.00	0.00	0.00	-	277.00	-	-	-	0.00	0.00	0.00	-	8.30	-	50	0.00	0.00	0.00	-	26.50	-	-	-	3,250					
3,300	0.00	0.00	0.00	-	213.00	-	20	0.00	0.00	0.00	-	238.00	-	-	-	0.00	0.00	0.00	-	14.50	-	16	0.00	0.00	0.00	-	37.25	-	-	-	3,300					
3,350	0.00	0.00	0.00	-	173.00	-	-	0.00	0.00	0.00	-	202.00	-	-	-	22.00	0.00	22.00	22.00	22.00	10	25	0.00	0.00	0.00	-	51.00	-	-	-	3,350					
3,400	0.00	0.00	0.00	-	136.00	-	20	0.00	0.00	0.00	-	169.00	-	-	-	0.00	0.00	0.00	-	37.50	-	-	0.00	0.00	0.00	-	68.00	-	-	-	3,400					
3,450	0.00	0.00	0.00	-	104.00	-	61	0.00	0.00	0.00	-	140.00	-	40	-	0.00	0.00	0.00	-	55.50	-	40	0.00	0.00	0.00	-	88.50	-	40	-	3,450					
3,500	0.00	0.00	0.00	-	77.50	-	21	0.00	0.00	0.00	-	114.00	-	20	-	0.00	0.00	0.00	-	79.00	-	120	0.00	0.00	0.00	-	112.00	-	40	-	3,500					
3,550	0.00	0.00	0.00	-	56.00	-	49	0.00	0.00	0.00	-	91.50	-	60	-	0.00	0.00	0.00	-	107.00	-	80	0.00	0.00	0.00	-	140.00	-	100	-	3,550					
3,600	0.00	0.00	0.00	-	38.75	-	20	0.00	0.00	0.00	-	72.50	-	-	-	0.00	0.00	0.00	-	140.00	-	-	0.00	0.00	0.00	-	170.00	-	-	-	3,600					
3,650	0.00	0.00	0.00	-	26.00	-	21	0.00	0.00	0.00	-	56.50	-	-	-	0.00	0.00	0.00	-	177.00	-	-	0.00	0.00	0.00	-	204.00	-	-	-	3,650					
3,700	0.00	0.00	0.00	-	17.00	-	-	0.00	0.00	0.00	-	43.25	-	-	-	0.00	0.00	0.00	-	218.00	-	-	0.00	0.00	0.00	-	241.00	-	-	-	3,700					
3,750	0.00	0.00	0.00	-	10.50	-	-	0.00	0.00	0.00	-	32.50	-	-	-	0.00	0.00	0.00	-	261.00	-	-	0.00	0.00	0.00	-	280.00	-	-	-	3,750					
3,800	0.00	0.00	0.00	-	6.40	-	-	0.00	0.00	0.00	-	24.25	-	-	-	0.00	0.00	0.00	-	307.00	-	-	0.00	0.00	0.00	-	322.00	-	-	-	3,800					
3,850	0.00	0.00	0.00	-	3.70	-	-	0.00	0.00	0.00	-	17.75	-	-	-	0.00	0.00	0.00	-	354.00	-	-	0.00	0.00	0.00	-	365.00	-	-	-	3,850					
3,900	0.00	0.00	0.00	-	2.10	-	-	0.00	0.00	0.00	-	12.75	-	-	-	0.00	0.00	0.00	-	403.00	-	-	0.00	0.00	0.00	-	410.00	-	-	-	3,900					
Totals:						0	212						0	120	0	0					10	331					0	180	0	0						
Number of Trades:							0							0	0							1					0			0						

ALPHA SERVICES HOLD (CR)

(Contract Size: 100 Securities, Exercise Style: American, Physical Delivery)

Call Options														Put Options																				
September 2024							October 2024							Other Months		September 2024							October 2024							Other Months		Exercise Price		
Exercise Price	Open price	Price max	Price min	Last price	Closing price	Volume	Open Interest	Open price	Price max	Price min	Last price	Closing price	Volume	Open Interest	Volume	Open Interest	Open price	Price max	Price min	Last price	Closing price	Volume	Open Interest	Open price	Price max	Price min	Last price	Closing price	Volume	Open Interest	Volume		Open Interest	
0.850	0.000	0.000	0.000		0.741	-	-										0.000	0.000	0.000		0.001	-	-										0.009	
0.900	0.000	0.000	0.000		0.691	-	-										0.000	0.000	0.000		0.002	-	-										0.009	
0.950	0.000	0.000	0.000		0.641	-	-										0.000	0.000	0.000		0.001	-	-										0.010	
1.000	0.000	0.000	0.000		0.591	-	-	0.000	0.000	0.000		0.593	-	-			0.000	0.000	0.000		0.001	-	-	0.000	0.000	0.000		0.001	-	-			0.010	
1.100	0.000	0.000	0.000		0.492	-	-	0.000	0.000	0.000		0.493	-	-			0.000	0.000	0.000		0.001	-	-	0.000	0.000	0.000		0.001	-	-			0.011	
1.200	0.000	0.000	0.000		0.392	-	-	0.000	0.000	0.000		0.394	-	-			0.000	0.000	0.000		0.001	-	-	0.000	0.000	0.000		0.001	-	-			0.012	
1.300	0.000	0.000	0.000		0.293	-	-	0.000	0.000	0.000		0.298	-	-			0.000	0.000	0.000		0.001	-	-	0.000	0.000	0.000		0.004	-	-			0.013	
1.400	0.000	0.000	0.000		0.199	-	-	0.000	0.000	0.000		0.210	-	-			0.000	0.000	0.000		0.008	-	-	0.000	0.000	0.000		0.016	-	-			0.014	
1.500	0.000	0.000	0.000		0.119	-	-	0.000	0.000	0.000		0.135	-	-			0.000	0.000	0.000		0.027	-	-	0.000	0.000	0.000		0.041	-	-			0.015	
1.600	0.000	0.000	0.000		0.061	-	-	0.000	0.000	0.000		0.079	-	-			0.000	0.000	0.000		0.069	-	-	0.000	0.000	0.000		0.084	-	-			0.016	
1.700	0.000	0.000	0.000		0.026	-	-	0.000	0.000	0.000		0.041	-	-			0.000	0.000	0.000		0.134	-	-	0.000	0.000	0.000		0.147	-	-			0.017	
1.800	0.000	0.000	0.000		0.010	-	-	0.000	0.000	0.000		0.020	-	-			0.000	0.000	0.000		0.218	-	-	0.000	0.000	0.000		0.226	-	-			0.018	
1.900	0.000	0.000	0.000		0.003	-	-	0.000	0.000	0.000		0.009	-	-			0.000	0.000	0.000		0.312	-	-	0.000	0.000	0.000		0.315	-	-			0.019	
2.000	0.000	0.000	0.000		0.001	-	-	0.000	0.000	0.000		0.003	-	-			0.000	0.000	0.000		0.410	-	-	0.000	0.000	0.000		0.411	-	-			0.020	
2.200	0.000	0.000	0.000		0.001	-	-	0.000	0.000	0.000		0.001	-	-			0.000	0.000	0.000		0.610	-	-	0.000	0.000	0.000		0.610	-	-			0.022	
2.400	0.000	0.000	0.000		0.001	-	-	0.000	0.000	0.000		0.001	-	-			0.000	0.000	0.000		0.810	-	-	0.000	0.000	0.000		0.810	-	-			0.024	
2.600	0.000	0.000	0.000		0.001	-	-										0.000	0.000	0.000		1.01	-	-										0.026	
Totals:						0	0						0	0	0								0	0									0	0
Number of Trades:						0							0	0										0.00									0	0

NATIONAL BANK (CR)

(Contract Size: 100 Securities, Exercise Style: American, Physical Delivery)

Call Options														Put Options																				
September 2024							October 2024							Other Months		September 2024							October 2024							Other Months				
Exercise Price	Open price	Price max	Price min	Last price	Closing price	Volume	Open Interest	Open price	Price max	Price min	Last price	Closing price	Volume	Open Interest	Volume	Open Interest	Open price	Price max	Price min	Last price	Closing price	Volume	Open Interest	Open price	Price max	Price min	Last price	Closing price	Volume	Open Interest	Volume	Open Interest	Exercise Price	
3.400	0.000	0.000	0.000		4.61	-	-						-	-			0.000	0.000	0.000		0.001	-	-						-	-			0.034	
3.600	0.000	0.000	0.000		4.41	-	-						-	-			0.000	0.000	0.000		0.001	-	-						-	-			0.036	
3.800	0.000	0.000	0.000		4.22	-	-						-	-			0.000	0.000	0.000		0.001	-	-						-	-			0.038	
4.000	0.000	0.000	0.000		4.02	-	-						-	-			0.000	0.000	0.000		0.001	-	-						-	-			0.040	
4.400	0.000	0.000	0.000		3.62	-	-						-	-			0.000	0.000	0.000		0.001	-	-						-	-			0.044	
4.800	0.000	0.000	0.000		3.22	-	-						-	-			0.000	0.000	0.000		0.001	-	-						-	-			0.048	
5.200	0.000	0.000	0.000		2.82	-	-	0.000	0.000	0.000		2.83	-	-			0.000	0.000	0.000		0.001	-	-	0.000	0.000	0.000		0.001	-	-			0.052	
5.600	0.000	0.000	0.000		2.42	-	-	0.000	0.000	0.000		2.43	-	-			0.000	0.000	0.000		0.001	-	-	0.000	0.000	0.000		0.001	-	-			0.056	
6.000	0.000	0.000	0.000		2.02	-	-	0.000	0.000	0.000		2.03	-	-			0.000	0.000	0.000		0.001	-	-	0.000	0.000	0.000		0.005	-	-			0.060	
6.400	0.000	0.000	0.000		1.62	-	-	0.000	0.000	0.000		1.65	-	-			0.000	0.000	0.000		0.001	-	-	0.000	0.000	0.000		0.018	-	-			0.064	
6.800	0.000	0.000	0.000		1.23	-	-	0.000	0.000	0.000		1.28	-	-			0.000	0.000	0.000		0.008	-	6	0.000	0.000	0.000		0.053	-	-			0.068	
7.200	0.000	0.000	0.000		0.855	-	-	0.000	0.000	0.000		0.953	-	-			0.000	0.000	0.000		0.035	-	-	0.000	0.000	0.000		0.123	-	-			0.072	
7.600	0.000	0.000	0.000		0.533	-	-	0.000	0.000	0.000		0.674	-	-			0.000	0.000	0.000		0.113	-	-	0.000	0.000	0.000		0.242	-	-			0.076	
8.000	0.000	0.000	0.000		0.290	-	-	0.000	0.000	0.000		0.448	-	-			0.000	0.000	0.000		0.270	-	-	0.000	0.000	0.000		0.416	-	-			0.080	
8.400	0.000	0.000	0.000		0.136	-	-	0.000	0.000	0.000		0.285	-	-			0.000	0.000	0.000		0.516	-	-	0.000	0.000	0.000		0.653	-	-			0.084	
8.800	0.000	0.000	0.000		0.055	-	-	0.000	0.000	0.000		0.172	-	-			0.000	0.000	0.000		0.836	-	-	0.000	0.000	0.000		0.940	-	-			0.088	
9.200	0.000	0.000	0.000		0.019	-	-	0.000	0.000	0.000		0.098	-	-			0.000	0.000	0.000		1.20	-	-	0.000	0.000	0.000		1.27	-	-			0.092	
9.600	0.000	0.000	0.000		0.006	-	-	0.000	0.000	0.000		0.053	-	-			0.000	0.000	0.000		1.59	-	-	0.000	0.000	0.000		1.62	-	-			0.096	
10.000	0.000	0.000	0.000		0.001	-	-	0.000	0.000	0.000		0.027	-	-			0.000	0.000	0.000		1.99	-	-	0.000	0.000	0.000		2.00	-	-			0.100	
11.000	0.000	0.000	0.000		0.001	-	-	0.000	0.000	0.000		0.004	-	-			0.000	0.000	0.000		2.99	-	-	0.000	0.000	0.000		2.99	-	-			0.110	
Totals:						0	0						0	0	0	0						0	6							0	0	0	304	
Number of Trades:						0							0		0								0.00							0		0		

OPAP (CR)

(Contract Size: 100 Securities, Exercise Style: American, Physical Delivery)

Call Options														Put Options																					
September 2024							October 2024							Other Months		September 2024							October 2024							Other Months		Exercise Price			
Open price	Price max	Price min	Last price	Closing price	Volume	Open Interest	Open price	Price max	Price min	Last price	Closing price	Volume	Open Interest	Volume	Open Interest	Open price	Price max	Price min	Last price	Closing price	Volume	Open Interest	Open price	Price max	Price min	Last price	Closing price	Volume	Open Interest	Volume	Open Interest				
9.600	0.000	0.000	0.000	6.53	-	-	0.000	0.000	0.000	0.000	6.15	-	-			0.000	0.000	0.000	0.001	-	-			0.000	0.000	0.000	0.001	-	-			0.096			
10.000	0.000	0.000	0.000	6.13	-	-	0.000	0.000	0.000	0.000	6.15	-	-			0.000	0.000	0.000	0.001	-	-			0.000	0.000	0.000	0.001	-	-			0.100			
11.000	0.000	0.000	0.000	5.14	-	-	0.000	0.000	0.000	0.000	5.15	-	-			0.000	0.000	0.000	0.001	-	-			0.000	0.000	0.000	0.001	-	-			0.110			
12.000	0.000	0.000	0.000	4.14	-	-	0.000	0.000	0.000	0.000	4.16	-	-			0.000	0.000	0.000	0.001	-	-			0.000	0.000	0.000	0.001	-	-			0.120			
13.000	0.000	0.000	0.000	3.14	-	-	0.000	0.000	0.000	0.000	3.16	-	-			0.000	0.000	0.000	0.001	-	-			0.000	0.000	0.000	0.002	-	-			0.130			
14.000	0.000	0.000	0.000	2.14	-	-	0.000	0.000	0.000	0.000	2.18	-	-			0.000	0.000	0.000	0.003	-	-			0.000	0.000	0.000	0.023	-	-			0.140			
15.000	0.000	0.000	0.000	1.19	-	-	0.000	0.000	0.000	0.000	1.30	-	-			0.000	0.000	0.000	0.050	-	20			0.000	0.000	0.000	0.134	-	-			0.150			
16.000	0.000	0.000	0.000	0.461	-	7	0.000	0.000	0.000	0.000	0.630	-	-			0.000	0.000	0.000	0.320	-	53			0.000	0.000	0.000	0.466	-	-			0.160			
17.000	0.000	0.000	0.000	0.106	-	-	0.000	0.000	0.000	0.000	0.239	-	70			0.000	0.000	0.000	0.968	-	-			0.000	0.000	0.000	1.08	-	-			0.170			
18.000	0.000	0.000	0.000	0.014	-	-	0.000	0.000	0.000	0.000	0.070	-	-			0.000	0.000	0.000	1.88	-	-			0.000	0.000	0.000	1.92	-	-			0.180			
19.000	0.000	0.000	0.000	0.001	-	-	0.000	0.000	0.000	0.000	0.015	-	-			0.000	0.000	0.000	2.88	-	-			0.000	0.000	0.000	2.88	-	-			0.190			
20.000	0.000	0.000	0.000	0.001	-	-	0.000	0.000	0.000	0.000	0.002	-	-			0.000	0.000	0.000	3.88	-	-			0.000	0.000	0.000	3.88	-	-			0.200			
22.000	0.000	0.000	0.000	0.001	-	-	0.000	0.000	0.000	0.000	0.001	-	-			0.000	0.000	0.000	5.88	-	-			0.000	0.000	0.000	5.88	-	-			0.220			
24.000	0.000	0.000	0.000	0.001	-	-						-	-			0.000	0.000	0.000	7.88	-	-						-	-			0.240				
Totals:					0	7						0	70	0	0							0	73									0	0	0	0
Number of Trades:					0							0		0								0.00										0		0	

OTE (CR)

(Contract Size: 100 Securities, Exercise Style: American, Physical Delivery)

Exercise Price	Call Options													Put Options																			
	September 2024						October 2024						Other Months		September 2024						October 2024						Other Months						
	Open price	Price max	Price min	Last price	Closing price	Volume	Open Interest	Open price	Price max	Price min	Last price	Closing price	Volume	Open Interest	Volume	Open Interest	Open price	Price max	Price min	Last price	Closing price	Volume	Open Interest	Open price	Price max	Price min	Last price	Closing price	Volume	Open Interest	Volume	Open Interest	Exercise Price
9.200	0.000	0.000	0.000	5.80	-	-										0.000	0.000	0.000	0.001	-	-												0.092
9.600	0.000	0.000	0.000	5.40	-	-	0.000	0.000	0.000	5.42	-	-				0.000	0.000	0.000	0.001	-	-			0.000	0.000	0.000	0.001	-	-				0.096
10.000	0.000	0.000	0.000	5.00	-	-	0.000	0.000	0.000	5.02	-	-				0.000	0.000	0.000	0.001	-	-			0.000	0.000	0.000	0.001	-	-				0.100
11.000	0.000	0.000	0.000	4.01	-	-	0.000	0.000	0.000	4.02	-	-				0.000	0.000	0.000	0.009	-	-			0.000	0.000	0.000	0.001	-	-				0.110
12.000	0.000	0.000	0.000	3.01	-	-	0.000	0.000	0.000	3.03	-	-				0.000	0.000	0.000	0.001	-	-			0.000	0.000	0.000	0.002	-	-				0.120
13.000	0.000	0.000	0.000	2.01	-	-	0.000	0.000	0.000	2.05	-	-				0.000	0.000	0.000	0.002	-	-			0.000	0.000	0.000	0.026	-	-				0.130
14.000	0.000	0.000	0.000	1.06	-	25	0.000	0.000	0.000	1.19	-	-				0.000	0.000	0.000	0.046	-	45			0.000	0.000	0.000	0.155	-	-				0.140
15.000	0.000	0.000	0.000	0.349	-	1	0.000	0.000	0.000	0.545	-	-				0.000	0.000	0.000	0.340	-	5			0.000	0.000	0.000	0.514	-	-				0.150
16.000	0.000	0.000	0.000	0.059	-	5	0.000	0.000	0.000	0.197	-	-				0.000	0.000	0.000	1.05	-	-			0.000	0.000	0.000	1.17	-	-				0.160
17.000	0.000	0.000	0.000	0.005	-	-	0.000	0.000	0.000	0.052	-	-				0.000	0.000	0.000	2.01	-	-			0.000	0.000	0.000	2.03	-	-				0.170
18.000	0.000	0.000	0.000	0.001	-	-	0.000	0.000	0.000	0.011	-	-				0.000	0.000	0.000	3.01	-	-			0.000	0.000	0.000	3.01	-	-				0.180
19.000	0.000	0.000	0.000	0.001	-	-	0.000	0.000	0.000	0.002	-	-				0.000	0.000	0.000	4.01	-	-			0.000	0.000	0.000	4.01	-	-				0.190
20.000	0.000	0.000	0.000	0.001	-	-	0.000	0.000	0.000	0.001	-	-				0.000	0.000	0.000	5.01	-	-			0.000	0.000	0.000	5.01	-	-				0.200
Totals:						0	31					0	0	0	0						0	50						0	0	0	0		
Number of Trades:							0						0	0	0						0.00							0	0				

PIRAEUS FINANCIAL HOLD (CR)

(Contract Size: 100 Securities, Exercise Style: American, Physical Delivery)

Call Options														Put Options																		
September 2024							October 2024							Other Months		September 2024							October 2024							Other Months		Exercise Price
Open price	Price max	Price min	Last price	Closing price	Volume	Open Interest	Open price	Price max	Price min	Last price	Closing price	Volume	Open Interest	Volume	Open Interest	Open price	Price max	Price min	Last price	Closing price	Volume	Open Interest	Open price	Price max	Price min	Last price	Closing price	Volume	Open Interest	Volume	Open Interest	
1.800	0.000	0.000	0.000	2.15	-	-										0.000	0.000	0.000	0.001	-	-											0.018
1.900	0.000	0.000	0.000	2.05	-	-										0.000	0.000	0.000	0.001	-	-											0.019
2.000	0.000	0.000	0.000	1.95	-	-										0.000	0.000	0.000	0.001	-	-											0.020
2.200	0.000	0.000	0.000	1.75	-	-										0.000	0.000	0.000	0.001	-	-											0.022
2.400	0.000	0.000	0.000	1.55	-	-	0.000	0.000	0.000		1.56	-	-			0.000	0.000	0.000	0.001	-	-	0.000	0.000	0.000	0.000	0.001	-	-			0.024	
2.600	0.000	0.000	0.000	1.35	-	-	0.000	0.000	0.000		1.36	-	-			0.000	0.000	0.000	0.001	-	-	0.000	0.000	0.000	0.000	0.001	-	-			0.026	
2.800	0.000	0.000	0.000	1.15	-	-	0.000	0.000	0.000		1.16	-	-			0.000	0.000	0.000	0.001	-	-	0.000	0.000	0.000	0.000	0.001	-	-			0.028	
3.000	0.000	0.000	0.000	0.954	-	-	0.000	0.000	0.000		0.962	-	-			0.000	0.000	0.000	0.001	-	-	0.000	0.000	0.000	0.000	0.003	-	-			0.030	
3.200	0.000	0.000	0.000	0.755	-	-	0.000	0.000	0.000		0.771	-	-			0.000	0.000	0.000	0.001	-	-	0.000	0.000	0.000	0.000	0.011	-	-			0.032	
3.400	0.000	0.000	0.000	0.560	-	-	0.000	0.000	0.000		0.590	-	-			0.000	0.000	0.000	0.005	-	-	0.000	0.000	0.000	0.000	0.031	-	-			0.034	
3.600	0.000	0.000	0.000	0.378	-	-	0.000	0.000	0.000		0.432	-	-			0.000	0.000	0.000	0.023	-	-	0.000	0.000	0.000	0.000	0.071	-	-			0.036	
3.800	0.000	0.000	0.000	0.226	-	-	0.000	0.000	0.000		0.296	-	-			0.000	0.000	0.000	0.071	-	-	0.000	0.000	0.000	0.000	0.136	-	-			0.038	
4.000	0.000	0.000	0.000	0.116	-	-	0.000	0.000	0.000		0.194	-	-			0.000	0.000	0.000	0.161	-	-	0.000	0.000	0.000	0.000	0.233	-	-			0.040	
4.400	0.000	0.000	0.000	0.019	-	-	0.000	0.000	0.000		0.069	-	-			0.000	0.000	0.000	0.465	-	-	0.000	0.000	0.000	0.000	0.509	-	-			0.044	
4.800	0.000	0.000	0.000	0.001	-	-	0.000	0.000	0.000		0.020	-	-			0.000	0.000	0.000	0.850	-	-	0.000	0.000	0.000	0.000	0.861	-	-			0.048	
5.200	0.000	0.000	0.000	0.001	-	-	0.000	0.000	0.000		0.005	-	-			0.000	0.000	0.000	1.25	-	-	0.000	0.000	0.000	0.000	1.25	-	-			0.052	
5.600	0.000	0.000	0.000	0.001	-	-	0.000	0.000	0.000		0.001	-	-			0.000	0.000	0.000	1.65	-	-	0.000	0.000	0.000	0.000	1.65	-	-			0.056	
6.000	0.000	0.000	0.000	0.001	-	-	0.000	0.000	0.000		0.001	-	-			0.000	0.000	0.000	2.05	-	-	0.000	0.000	0.000	0.000	2.05	-	-			0.060	
6.400	0.000	0.000	0.000	0.001	-	-										0.000	0.000	0.000	2.45	-	-										0.064	
Totals:					0	0					0	0	0	0	0							0	0									0
Number of Trades:					0						0	0					0.00							0								0

PPC (CR)

(Contract Size: 100 Securities, Exercise Style: American, Physical Delivery)

Call Options														Put Options																							
September 2024							October 2024							Other Months		September 2024							October 2024							Other Months							
Exercise Price	Open price	Price max	Price min	Last price	Closing price	Volume	Open Interest	Open price	Price max	Price min	Last price	Closing price	Volume	Open Interest	Volume	Open Interest	Open price	Price max	Price min	Last price	Closing price	Volume	Open Interest	Open price	Price max	Price min	Last price	Closing price	Volume	Open Interest	Volume	Open Interest	Exercise Price				
6.800	0.000	0.000	0.000		4.95	-	-										0.000	0.000	0.000		0.001	-	-										0.068				
7.200	0.000	0.000	0.000		4.55	-	-										0.000	0.000	0.000		0.001	-	-										0.072				
7.600	0.000	0.000	0.000		4.15	-	-										0.000	0.000	0.000		0.001	-	-										0.076				
8.000	0.000	0.000	0.000		3.75	-	-	0.000	0.000	0.000		3.76	-	-			0.000	0.000	0.000		0.001	-	-	0.000	0.000	0.000		0.002	-	-			0.080				
8.400	0.000	0.000	0.000		3.35	-	-	0.000	0.000	0.000		3.37	-	-			0.000	0.000	0.000		0.001	-	-	0.000	0.000	0.000		0.001	-	-			0.084				
8.800	0.000	0.000	0.000		2.95	-	-	0.000	0.000	0.000		2.97	-	-			0.000	0.000	0.000		0.001	-	-	0.000	0.000	0.000		0.002	-	-			0.088				
9.200	0.000	0.000	0.000		2.55	-	-	0.000	0.000	0.000		2.57	-	-			0.000	0.000	0.000		0.001	-	-	0.000	0.000	0.000		0.007	-	-			0.092				
9.600	0.000	0.000	0.000		2.15	-	-	0.000	0.000	0.000		2.19	-	-			0.000	0.000	0.000		0.001	-	-	0.000	0.000	0.000		0.018	-	-			0.096				
10.000	0.000	0.000	0.000		1.76	-	-	0.000	0.000	0.000		1.81	-	-			0.000	0.000	0.000		0.005	-	-	0.000	0.000	0.000		0.043	-	-			0.100				
11.000	0.000	0.000	0.000		0.845	-	67	0.000	0.000	0.000		0.994	-	-			0.000	0.000	0.000		0.090	-	5	0.000	0.000	0.000		0.222	-	-			0.110				
12.000	0.000	0.000	0.000		0.249	-	2	0.347	0.349	0.347	0.349	0.349	5	2			0.000	0.000	0.000		0.495	-	-	0.000	0.000	0.000		0.669	-	-			0.120				
13.000	0.000	0.000	0.000		0.041	-	-	0.000	0.000	0.000		0.153	-	-			0.000	0.000	0.000		1.29	-	-	0.000	0.000	0.000		1.38	-	-			0.130				
14.000	0.000	0.000	0.000		0.003	-	-	0.000	0.000	0.000		0.043	-	-			0.000	0.000	0.000		2.26	-	-	0.000	0.000	0.000		2.28	-	-			0.140				
15.000	0.000	0.000	0.000		0.001	-	-	0.000	0.000	0.000		0.010	-	-			0.000	0.000	0.000		3.26	-	-	0.000	0.000	0.000		3.26	-	-			0.150				
16.000	0.000	0.000	0.000		0.001	-	-	0.000	0.000	0.000		0.002	-	-			0.000	0.000	0.000		4.26	-	-	0.000	0.000	0.000		4.26	-	-			0.160				
17.000	0.000	0.000	0.000		0.001	-	-	0.000	0.000	0.000		0.002	-	-			0.000	0.000	0.000		5.26	-	-	0.000	0.000	0.000		5.26	-	-			0.170				
18.000	0.000	0.000	0.000		0.001	-	-										0.000	0.000	0.000		6.26	-	-										0.180				
Totals:						0	69						5	2	0	0								0	5								0	0			
Number of Trades:						0							2		0									0.00									0				

Lending Products	Underlying Title	Open Interest[5]	Multilateral Transactions[1]				Bilateral Transactions[2]		Stock Borrowing through OTC (volume)[3]	
			Volume(Offered)	Average Weighted	Transactions volume	Average Weighted	Transactions Volume	Average Weighted	Transactions Volume	
ADMIEBOR	ADMIE (IPTO) HOLDING S.A. (CR)	---	---	---	---	---	---	---	254,440	
AEGNBOR	AEGEAN AIRLINES (CR)	---	---	---	---	---	---	---	393,076	
AETFBOR	ALPHA ETF FTSE Athex Large Cap	---	---	---	---	---	---	---	---	
ALPHABOR	ALPHA SERVICES HOLD (CR)	10,000	---	---	---	---	---	---	65,888,695	
AIABOR	ATHENS INTL AIRPORT (CR)	---	---	---	---	---	---	---	232,228	
ACAGBOR	AUSTRIACARD (CB)	---	---	---	---	---	---	---	1,000	
OTOELBOR	AUTOHELLAS SA (CR)	1,500	---	---	---	---	---	---	83,689	
AVAXBOR	AVAX S.A. (CR)	---	---	---	---	---	---	---	---	
EEEBOR	CC HBC AG (CR)	26,644	---	---	---	---	---	---	79,747	
CENERBOR	CENERGY HOLDINGS (CB)	---	---	---	---	---	---	---	12,153	
DIMANDBOR	DIMAND (CR)	---	---	---	---	---	---	---	86,031	
ELLAKTORBOR	ELLAKTOR (CR)	7,681	---	---	---	---	---	---	91,865	
ELHABOR	ELVALHALCOR (CR)	788	---	---	---	---	---	---	269,786	
EPSILBOR	EPSILON NET (CR)	---	---	---	---	---	---	---	8,000	
EUROBBOR	EUROBANK HOLDINGS (CR)	244,701	---	---	---	---	---	---	57,980,082	
EYDAPBOR	EYDAP S.A. (CR)	845	---	---	---	---	---	---	209,465	
FOYRKBOR	FOURLIS (CR)	611	---	---	---	---	---	---	39,673	
GEKTERNABOR	GEK TERNA (CR)	1,056	---	---	---	---	---	---	6,889	
SARBOR	GR. SARANTIS S.A. (CR)	5,808	---	---	---	---	---	---	16,411	
EXAEBOR	HELLENIC EXCHANGES-A.S.E. (CR)	2,650	---	---	---	---	---	---	152,047	
ELPEBOR	HELLENIQ ENERGY (CR)	---	---	---	---	---	---	---	1,263,140	
INTEKBOR	IDEAL HOLDINGS (CR)	---	---	---	---	---	---	---	14,800	
INTRKBOR	INTRACOM HOLDINGS (CR)	---	---	---	---	---	---	---	12,500	
INKATBOR	INTRAKAT (CR)	---	---	---	---	---	---	---	694,979	
INLOTBOR	INTRALOT (CR)	---	---	---	---	---	---	---	322,055	
BELABOR	JUMBO SA (CR)	9,184	---	---	---	---	---	---	211,735	
KRIBOR	KRI-KRI S.A. (CR)	---	---	---	---	---	---	---	2	
LAMDABOR	LAMDA DEVELOPMENT SA (CR)	---	---	---	---	---	---	---	233,705	
LAVIBOR	LAVIPHARM SA (CR)	---	---	---	---	---	---	---	---	
MYTILBOR	METLEN ENERGY & METALS (CR)	---	---	---	---	---	---	---	193,800	
MIGBOR	MIG (CR)	541	---	---	---	---	---	---	40,179	

Stock Lending Notes

[1] - Multilateral contracts Lending or Borrowing as per Methods 8-1, 8-2 and 8-3-3 (According to ATHEX BoD Resolution No.17)

[2] - Bilateral Contracts Lending or Borrowing as per Methods 8-3-1 and 8-3-2 & Contracts as per Method 4 (According to ATHEX BoD Resolution No.20)

[3] - The information concerning OTC Stock Borrowing Transactions is based on the statements of the Dematerialised Securities System (DSS) operators involved and refers to volumes that have been registered up until the previous working day.

[4] - Average Price (Volume weighted)

[5] - The Data concerning Open Interest before the start of trading session

Lending Products	Underlying Title	Open Interest[5]	Multilateral Transactions[1]				Bilateral Transactions[2]		Stock Borrowing through OTC (volume)[3]	
			Volume(Offered)	Average Weighted	Transactions volume	Average Weighted	Transactions Volume	Average Weighted	Transactions Volume	
MOHBOR	MOTOR OIL (CR)	---	---	---	---	---	---	---	2,260,794	
ETEBOR	NATIONAL BANK (CR)	58,735	---	---	---	---	---	---	11,897,448	
OPAPBOR	OPAP (CR)	15,393	---	---	---	---	---	---	1,744,099	
OPTIMABOR	OPTIMA BANK (CR)	6,000	---	---	---	---	---	---	1,039,727	
HTOBOR	OTE (CR)	---	---	---	---	---	---	---	1,579,636	
PPABOR	P.P.A. S.A. (CR)	1,000	---	---	---	---	---	---	73,880	
TPEIRBOR	PIRAEUS FINANCIAL HOLD (CR)	18	---	---	---	---	---	---	13,569,246	
PPCBOR	PPC (CR)	---	---	---	---	---	---	---	3,719,484	
PROFBOR	PROFILE SA (CR)	---	---	---	---	---	---	---	6,192	
QUESTBOR	QUEST HOLDINGS (CR)	391	---	---	---	---	---	---	24,643	
OLYMPBOR	TECHNICAL OLYMPIC SA (CR)	---	---	---	---	---	---	---	---	
TENERGYBOR	TERNA ENERGY (CR)	---	---	---	---	---	---	---	551,723	
EYAPSBOR	THESSALONIKA WATER & SEWERAGE	---	---	---	---	---	---	---	---	
PLATBOR	THRACE PLASTICS SA (CR)	---	---	---	---	---	---	---	1,596	
TITCBOR	TITAN CEMENT (CB)	3,533	---	---	---	---	---	---	196,482	
VIORBOR	VIOHALCO SA/NV (CB)	1,293	---	---	---	---	---	---	---	

Stock Lending Notes

[1] - Multilateral contracts Lending or Borrowing as per Methods 8-1, 8-2 and 8-3-3 (According to ATHEX BoD Resolution No.17)

[2] - Bilateral Contracts Lending or Borrowing as per Methods 8-3-1 and 8-3-2 & Contracts as per Method 4 (According to ATHEX BoD Resolution No.20)

[3] - The information concerning OTC Stock Borrowing Transactions is based on the statements of the Dematerialised Securities System (DSS) operators involved and refers to volumes that have been registered up until the previous working day.

[4] - Average Price (Volume weighted)

[5] - The Data concerning Open Interest before the start of trading session

Sectors codification for listed companies

12003-	ETF	10101010	Computer Services
10101015	Software	10102030	Computer Hardware
15101010	Telecommunications Equipment	15102015	Telecommunications Services
20101010	Health Care Facilities	20101025	Health Care Services
20102010	Medical Equipment	20103015	Pharmaceuticals
30101010	Banks	30202000	Diversified Financial Services
30202010	Asset Managers & Custodians	30202015	Investment Services
30204000	Closed End Investments	30302010	Full Line Insurance
30302015	Insurance Brokers	30302025	Property and Casualty Insurance
35101010	Real Estate Holding and Development	35101015	Real Estate Services
35102000	Diversified REITs	35102030	Office REITs
35102045	Retail REITs.	40201040	Rental & Leasing Services: Consumer
40202010	Home Construction	40202015	Household Furnishings
40202020	Household Appliance	40203040	Electronic Entertainment
40204020	Clothing & Accessories	40301010	Entertainment
40301030	Publishing	40301035	Radio & TV Broadcasters
40401010	Diversified Retailers	40401020	Apparel Retailers
40401025	Home Improvement Retailers	40401030	Specialty Retailers
40501010	Airlines	40501015	Travel & Tourism
40501020	Casinos & Gambling	40501025	Hotels & Motels
45101015	Distillers & Vintners	45101020	Soft Drinks
45102010	Farming Fishing Ranching & Plantations	45102020	Food Products
45103010	Tobacco	45201010	Food Retailers & Wholesalers
45201020	Personal Products	50101010	Construction
50101020	Building Roof/Wallboard and Plumbing	50101030	Cement
50101035	Building Materials: Other	50202010	Electrical Components
50203015	Plastics	50203030	Containers & Packaging
50204000	Machinery: Industrial	50204020	Machinery: Construction & Handling
50205010	Industrial Suppliers	50205020	Back Office Support HR & Consulting
50205030	Forms & Bulk Printing Services	50206015	Commercial Vehicles & Parts
50206030	Marine Transportation	50206060	Transportation Services
55101000	Diversified Materials	55101020	Textile Products
55102000	General Mining	55102010	Iron & Steel
55102015	Metal Fabricating	55102035	Aluminum
60101020	Oil Refining and Marketing	65101010	Alternative Electricity
65101015	Conventional Electricity	65102000	Multi-Utilities
65102030	Water		



ATHEX
Athens Stock Exchange

Λεωφ. Αθηνών 110 104 42 Αθήνα
110, Athinon Ave. GR 104 42 Athens
tel. (+30)210-33.66.800, fax (+30)210-33.66.101
www.athexgroup.gr