

24

Ημερήσιο Δελτίο
Συναλλακτικής Δραστηριότητας

Daily Official List
of Trading Activity

Monday, 19 August, 2024

Year: 145 Trading Day No: 155



ATHEXGROUP
Athens Exchange Group

Disclaimer:

Hellenic Exchanges-Athens Stock Exchange S.A. endeavours to ensure that the data and other material ("Information") presented on the Daily Official List are accurate and complete, but it is not liable for any errors or omissions of data or /and for the accuracy, credibility, updating and completeness of the aforesaid information nor it has any liability arising directly or indirectly from the use of the above Information.

The Company is not liable for the accuracy of the data included in listed companies' announcements. Only the sender of such an announcement is fully and solely liable for any infringement of third party's rights from the content of such announcement. All contents of the Daily Official List are provided only for information purposes and do not constitute investment advice or solicitation to invest in securities or other products listed for trading on the Exchange.

You acknowledge and agree that the Company is the owner of any property rights related to any Information appearing on the Daily Official List including intellectual property rights copyright, trademarks, etc.

The above data are a property of the Hellenic Exchanges-Athens Exchange and are copyright protected. Users are forbidden to reproduce, modify, copy, sale, transmit or redistribute, by all reproduction means and methods, part or the whole of the above data, without reference to their source.

The commercial exploitation of these data is, also, forbidden by third parties. Hellenic Exchanges-Athens Exchange does not carry any responsibility, direct or indirect, derived from usage or accidental alteration of the above data when used by third parties.

Hellenic Exchanges – Athens Stock Exchange S.A.

110 Athinon Ave., 10442 Athens, Tel: (210) 33.66.800, Fax: (210) 32.13.938

www.athexgroup.gr

Thessalonica Stock Exchange Center (T.S.E.C)

16-18 Katouni Str., Thessalonica 546 25 Tel: (2310) 567.667, Fax: (2310) 530.545

Athex Members Guarantee Fund

14-16 Fidiou Str., Athens 106 78, Tel: (210) 33.04.682, Fax: (210) 33.04.155

Hellenic Republic Capital Market Commission

1 Kolokotroni Str. & 1 Stadiou Str., Athens 10562 Tel: (210) 33.77.100 Fax: (210) 33.77.173

Table of Contents

Section 1: Statistical Figures of Securities, Derivatives and Lending

Summary of Markets

Athex Indices

Analytic Figures for Athex Market's Boards and Categories

Trading Details by Athex Sectors and Financial Instruments (ETFs)

Top 10 best & worst performing Shares

Derivatives Summary

Section 2: Analytic Figures of Shares Transactions

Analytic Figures of Shares Transactions

Shares' Notes

Section 3: Figures of Securities Transactions

Securities Blocks Details

Shares Rights Details

Stock Borrowing

Forced Sales Details

Forced Sales Registered Shares

Exchange Traded Funds (ETFs) Characteristics

Section 5: Bonds traded in Fixed Income Assets Market

Convertible Corporate Bonds - Regulated Market

Non Convertible Corporate Bonds - Regulated Market

Government Bonds

Treasury Bills & Zero Coupon Government Bonds

Government Bonds Traded with the Open Outcry Method

State Banks Bonds

Section 6: Additional Infos

Athex & ATHEXClear Members List

List of Stocks under Market Making operations

Section 7: Derivatives Market Analytic Figures

Index Futures

Stock Futures

Index Options

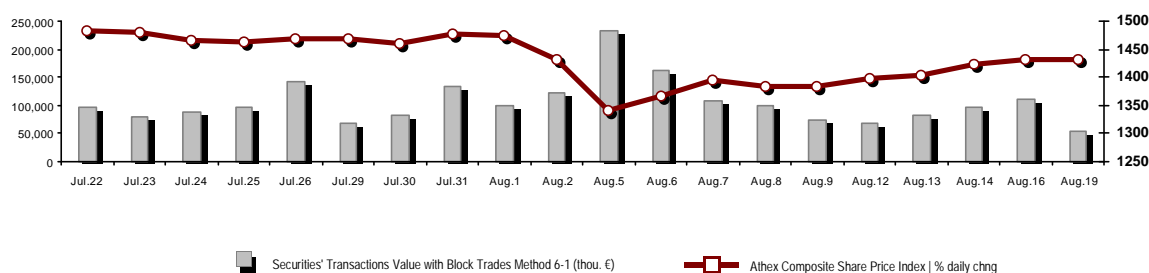
Stock Options

Stock Lending Analytic Figures

Appendix A: Sectors codification for listed companies

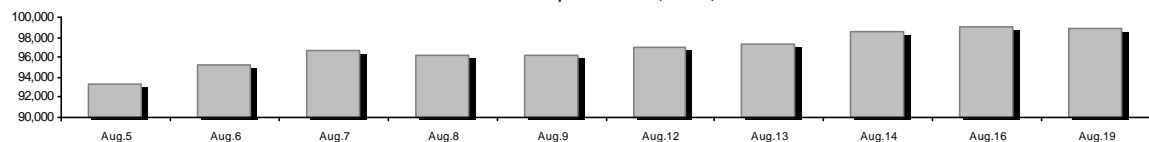
Summary of Markets

Athex Composite Share Price Index vs Shares and Derivatives Transactions Value

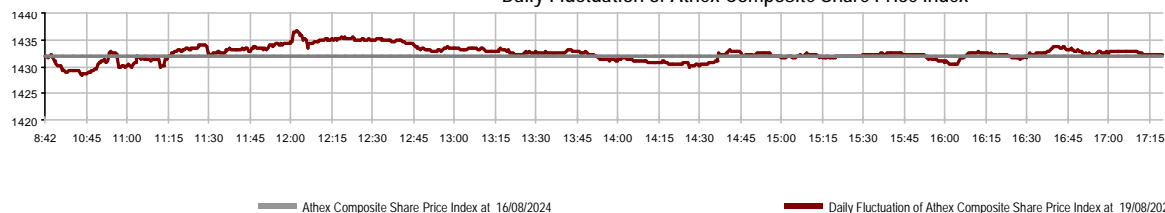


Athex Capitalisation (mill. €)**:	98,954.30	Derivatives Total Open Interest	394,686
Daily change: mill. € %	-98.48 -0.10%	in Index Futures % daily chng	4,874 -11.72%
Yearly Avg Capitalisation: mill. € % chng prev year Avg	97,590.56 21.40%	in Stock Futures % daily chng	388,897 -0.51%
Athex Composite Share Price Index % daily chng	1,432.28 0.03%	in Index Options % daily chng	428 -61.58%
Athex Composite Share Price Index Capitalisation (mill. €)	90,713.58	in Stock Options % daily chng	487 -33.10%
Daily change (mill. €)	108.62		
Securities' Transactions Value with Block Trades Method 6-1 (t)	53,283.93	Derivatives Contracts Volume:	9,032
Daily change: %	-56,271.12 -51.36%	Daily change: pieces %	-10,196 -53.03%
YtD Avg Trans. Value: thou. € % chng prev year Avg	131,610.36 20.12%	YtD Avg Derivatives Contracts % chng prev year Avg	36,902 -16.06%
Blocks Transactions Value of Method 6-1 (thou. €)	894.30	Derivatives Trades Number:	822
Blocks Transactions Value of Method 6-2 & 6-3 (thou. €)	0.00	Daily change: number %	-746 -47.58%
Bonds Transactions Value (thou.€)	809.38	YtD Avg Trades number % chng prev year Avg	1,950 -16.34%
Securities' Transactions Volume with Block Trades Method 6-1 (tho)	11,291.58	Lending Total Open Interest	326,522
Daily change: thou. pieces %	-11,327.49 -50.08%	Daily change: pieces %	5,845 1.82%
YtD Avg Volume: % chng prev year Avg	28,986.37 -13.78%	Lending Volume (Multilateral/Bilateral)	72,384
Blocks Transactions Volume of Method 6-1 (thou. Pieces)	110.00	Daily change: pieces %	63,770
Blocks Transactions Volume of Method 6-2 & 6-3 (thou. Pieces)	0.00	Multilateral Lending	72,184
Bonds Transactions Volume	825,000	Bilateral Lending	200
Securities' Trades Number with Block Trades Method 6-1	23,197	Lending Trades Number:	15
Daily change: number %	-11,744 -33.61%	Daily change: %	11
YtD Avg Trades number % chng prev year Avg	38,541 6.40%	Multilateral Lending Trades Number	14
Number of Blocks Method 6-1	1	Bilateral Lending Trades Number	1
Number of Blocks Method 6-2 & 6-3	0		
Number of Bonds Transactions	148		

Athex Capitalisation (mill. €)**



Daily Fluctuation of Athex Composite Share Price Index



Athex Indices

Index name	19/08/2024	16/08/2024	pts.	%	Min	Max	Year min	Year max	Year change
Athex Composite Share Price Index	1,432.28 #	1,431.88	0.40	0.03%	1,428.44	1,436.74	1,293.14	1,505.35	10.76% #
Athex Composite Index Total Return Index	2,700.96 #	2,700.17	0.79	0.03%	2,693.73	2,709.37	2,355.44	2,789.06	14.67% #
Athex ESG Index	1,640.88 €	1,641.78	-0.90	-0.05%	1,637.11	1,647.90	1,471.77	1,722.97	11.49% #
ATHEX Alternative Market Price Index	13,723.16 €	13,830.35	-107.19	-0.78%	13,694.62	13,874.65	9,352.11	15,217.49	46.74% #
FTSE/Athex Large Cap	3,491.23 €	3,492.66	-1.43	-0.04%	3,482.62	3,506.75	3,122.79	3,665.50	11.80% #
FTSE/Athex Mid Cap Index	2,261.00 €	2,282.99	-21.99	-0.96%	2,259.47	2,282.99	2,054.77	2,459.55	0.45% #
FTSE/ATHEX High Dividend Yield Index	3,879.30 #	3,872.26	7.04	0.18%	3,861.22	3,894.64	3,629.54	4,217.66	2.86% #
FTSE/Athex Market Index	832.89 €	833.46	-0.57	-0.07%	831.00	836.43	746.82	875.18	11.52% #
FTSE/Athex Banks	1,274.59 €	1,286.58	-11.99	-0.93%	1,274.59	1,289.11	1,057.67	1,354.57	20.06% #
FTSE/ATHEX TECHNOLOGY & TELECOMMUNICAT	5,636.53 #	5,593.75	42.78	0.76%	5,572.70	5,636.53	4,915.95	5,705.00	11.12% #
FTSE/ATHEX FINANCIAL SERVICES	5,984.80 €	6,039.98	-55.18	-0.91%	5,984.80	6,051.56	4,996.31	6,357.41	19.36% #
FTSE/ATHEX REAL ESTATE	4,857.11 €	4,872.57	-15.46	-0.32%	4,846.41	4,878.87	4,507.00	5,120.52	-2.08% €
FTSE/ATHEX CONSUMER DISCRETIONARY	4,938.46 €	4,962.55	-24.09	-0.49%	4,922.45	5,000.88	4,663.68	5,557.48	-1.54% €
FTSE/ATHEX CONSUMER STAPLES	6,215.06 #	6,197.53	17.53	0.28%	6,197.53	6,248.42	5,069.68	6,491.28	22.14% #
FTSE/ATHEX INDUSTRIALS	6,457.27 #	6,443.70	13.57	0.21%	6,373.34	6,461.28	5,044.08	6,587.56	27.08% #
FTSE/ATHEX BASIC MATERIALS	4,773.22 #	4,733.62	39.60	0.84%	4,724.33	4,778.57	4,369.10	5,876.05	-1.98% €
FTSE/ATHEX ENERGY & UTILITIES	4,903.69 #	4,882.81	20.88	0.43%	4,878.34	4,914.67	4,536.38	5,474.06	-1.68% €
Athex All Share Index	333.17 #	332.70	0.47	0.14%	333.17	333.17	304.60	347.29	10.32% #
Hellenic Mid & Small Cap Index	2,032.76 #	2,031.80	0.96	0.05%	2,028.19	2,037.65	1,881.89	2,157.15	5.38% #
FTSE/Athex Large Cap Total Return	5,989.50 €	5,991.95	-2.45	-0.04%			5,201.70	6,187.73	15.91% #
FTSE/Athex Mid Cap Total Return	3,086.94 €	3,116.96	-30.02	-0.96%			2,872.41	3,302.69	1.84% #
MSCI GREECE REBASED	5,495.18 €	5,510.13	-14.95	-0.27%	5,486.95	5,525.72	4,964.20	5,837.84	10.24% #
Hellenic Corporate Bond Index	134.96 #	134.86	0.09	0.07%			129.54	134.96	4.10% #
Hellenic Corporate Bond Price Index	92.42 #	92.36	0.06	0.06%			90.52	92.53	1.96% #

Note 1: FTSE/Med 100, Hellenic Corporate Bond Price Index and Hellenic Corporate Bond Index closing prices refer to the previous trading day of 14/08/2024.

Note 2: The Hellenic Mid & Small Cap Index is a Customized index calculated by the Athens Exchange.

Analytic Figures for Athex Market's Boards and Categories

	Total Traded Securities	Main Market	Surveillance	Exchange Traded Funds (ETFs)
Totals	114	109	4	1
Gain / Lose / Same:	41 / 43 / 30	39 / 42 / 28	2 / 0 / 2	0 / 1 / 0
Athex Capitalisation (mill. €) **	98,954.30	98,886.66	67.64	
Daily Average Trans/ons Value(thou.€)	131,610.36	131,443.97	32.32	250.79
Transactions Value	53,283.93	53,198.56	13.33	72.04
Main Board:	52,389.63	52,304.26	13.33	72.04
Blocks Board 6_2_3:	894.30	894.30	0.00	0.00
Forced Sales Board:	0.00	0.00	0.00	0.00
Special Terms Board:	0.00	0.00	0.00	0.00
Daily Average Transactions Volume	28,986,371	28,854,893	144,300	7,251
Transactions Volume	11,291,583	11,229,901	59,620	2,062
Main Board:	11,181,583	11,119,901	59,620	2,062
Blocks Board 6_2_3:	110,000	110,000	0	0
Forced Sales Board:	0	0	0	0
Special Terms Board:	0	0	0	0
Daily Average Number of Trades	38,541	38,432	61	49
Number of Trades	23,197	23,162	21	14
Main Board:	23,196	23,161	21	14
Blocks Board 6_2_3:	1	1	0	0
Forced Sales Board:	0	0	0	0
Special Terms Board:	0	0	0	0

Trading Details by Athex Sectors and Financial Instruments (ETFs)

Code	Sectors	Gain / Lose / Same	Number of Trades	Transactions Volume	Transactions Value	% of Total Trans. Value
3010	- Banks	1 / 5 / 1	8,184	7,766,474	23,812,500.14	44.69%
5510	- Basic Resources	4 / 2 / 3	619	174,145	558,918.06	1.05%
5010	- Construction & Materials	7 / 4 / 2	2,022	669,507	2,920,017.39	5.48%
4020	- Consumer Products & Services	1 / 2 / 2	161	21,056	81,267.33	0.15%
6010	- Energy	3 / 0 / 1	2,754	350,894	5,215,229.56	9.79%
12000	- Financial Instruments	0 / 1 / 0	14	2,062	72,042.32	0.14%
3020	- Financial Services	2 / 0 / 3	135	18,199	91,613.96	0.17%
4510	- Food Beverage & Tobacco	4 / 1 / 1	129	22,986	347,264.12	0.65%
2010	- Health Care	1 / 1 / 1	105	73,187	64,014.93	0.12%
5020	- Industrial Goods & Services	7 / 6 / 2	1,539	387,256	2,391,480.02	4.49%
3030	- Insurance	1 / 0 / 0	12	535	2,605.24	0.00%
4030	- Media	0 / 0 / 0	---	---	---	---
4520	- Personal Care, Drug & Grocery Stores	0 / 2 / 0	201	15,629	136,741.52	0.26%
3510	- Real Estate	2 / 6 / 4	736	232,416	647,416.76	1.22%
4040	- Retail	0 / 4 / 2	1,010	130,783	2,276,385.91	4.27%
1010	- Technology	4 / 3 / 4	533	186,132	988,388.19	1.85%
1510	- Telecommunications	1 / 1 / 0	1,175	253,254	3,822,729.12	7.17%
4050	- Travel & Leisure	1 / 3 / 2	1,368	598,675	2,781,248.30	5.22%
6510	- Utilities	2 / 2 / 2	2,500	388,393	7,074,071.75	13.28%

Top 10 best & worst performing Shares

Main Market

With positive Price change	Closing price	change	With negative Price change	Closing price	change
GEN. COMMERCIAL & IND.SA (CR)	1.61	3.87% #	OPTIMA BANK (CR)	11.98	-3.23% €
QUALITY & RELIABILITY SA (CR)	1.162	3.38% #	EUROCONSULTANTS S.A. (CR)	1.235	-1.98% €
ELINOIL S.A. (CR)	2.11	2.43% #	PIRAEUS FINANCIAL HOLD (CR)	3.917	-1.73% €
OTE (CR)	15.2	2.22% #	P.P.A. S.A. (CR)	25.65	-1.72% €
LAVIPHARM SA (CR)	0.863	1.89% #	INTRACOM HOLDINGS (CR)	3.21	-1.69% €
VIOHALCO SA/NV (CB)	5.7	1.79% #	TPA SA (CR)	20.7	-1.43% €
KRI-KRI S.A. (CR)	12.2	1.67% #	DOMIKI KRITIS SA (CR)	3.405	-1.30% €
MOTOR OIL (CR)	21.48	1.32% #	EYDAP S.A. (CR)	5.46	-1.27% €
CC HBC AG (CR)	32.28	1.06% #	EUROBANK HOLDINGS (CR)	2.02	-1.22% €
ATHENS INTL AIRPORT (CR)	7.468	1.03% #	JUMBO SA (CR)	23.04	-1.20% €
With the highest Transactions Value	Value (thou. €)	change	With the highest Transactions Volume	Volume	change
PIRAEUS FINANCIAL HOLD (CR)	7,207.97	-1.73% €	ALPHA SERVICES HOLD (CR)	2,757,806	-0.75% €
NATIONAL BANK (CR)	7,150.76	0.03% #	EUROBANK HOLDINGS (CR)	2,266,365	-1.22% €
EUROBANK HOLDINGS (CR)	4,607.75	-1.22% €	PIRAEUS FINANCIAL HOLD (CR)	1,825,209	-1.73% €
ALPHA SERVICES HOLD (CR)	4,403.40	-0.75% €	NATIONAL BANK (CR)	881,122	0.03% #
MOTOR OIL (CR)	4,240.31	1.32% #	INTRALOT (CR)	438,764	-0.18% €
METLEN ENERGY & METALS (CR)	4,006.10	0.00% -	OTE (CR)	253,183	2.22% #
OTE (CR)	3,822.26	2.22% #	MOTOR OIL (CR)	198,492	1.32% #
JUMBO SA (CR)	2,147.64	-1.20% €	ELLAKTOR (CR)	169,298	1.02% #
OPAP (CR)	1,898.12	-0.06% €	PPC (CR)	157,175	0.87% #
PPC (CR)	1,820.68	0.87% #	INTRAKAT (CR)	150,545	-0.19% €

Note: Stocks that are not included in the "Under Supervision" category, and the transactions value is more than 10,000 €.

Derivatives Summary

	Number of Trades	Volume	Open Interest
Index Futures	139	612	4,874
FTSE/Athex Banks	0	0	1,254
FTSE/Athex Large Cap	139	612	3,597
MSCI GREECE REBASED	0	0	23
Stock Futures	662	8,188	388,897
ADMIE (IPTO) HOLDING S.A. (CR)	2	7	21,990
AEGEAN AIRLINES (CR)	16	63	3,494
ALPHA SERVICES HOLD (CR)	71	3,483	156,540
ATHENS INTL AIRPORT (CR)	1	5	1,174
AUTOHELLAS SA (CR)	0	0	150
AVAX S.A. (CR)	1	2	734
CC HBC AG (CR)	7	35	179
CENERGY HOLDINGS (CB)	3	3	3,652
ELLAKTOR (CR)	32	282	3,425
ELVALHALCOR (CR)	12	73	4,942
EUROBANK HOLDINGS (CR)	40	439	15,956
EYDAP S.A. (CR)	1	5	4,259
FOURLIS (CR)	0	0	1,137
GEK TERNA (CR)	32	125	12,044
HELLENIC EXCHANGES-A.S.E. (CR)	2	12	3,825
HELLENIQ ENERGY (CR)	23	84	5,830
INTRACOM HOLDINGS (CR)	9	77	7,457
INTRAKAT (CR)	1	1	2,384
JUMBO SA (CR)	27	88	426
LAMDA DEVELOPMENT SA (CR)	1	5	6,009
METLEN ENERGY & METALS (CR)	16	52	4,309
MIG (CR)	0	0	88
MOTOR OIL (CR)	42	167	3,196
NATIONAL BANK (CR)	61	450	13,496
OPAP (CR)	4	21	1,355
OPTIMA BANK (CR)	0	0	58
OTE (CR)	41	145	3,335
P.P.A. S.A. (CR)	0	0	75
PIRAEUS FINANCIAL HOLD (CR)	127	2,327	55,879
PPC (CR)	63	166	25,711
QUEST HOLDINGS (CR)	0	0	183
TERNA ENERGY (CR)	2	10	20,821
TITAN CEMENT (CB)	16	42	403
VIOHALCO SA/NV (CB)	9	19	4,381
Index Options	6	101	428
FTSE/Athex Large Cap	6	101	428
Stock Options	15	131	487
ALPHA SERVICES HOLD (CR)	0	0	0
NATIONAL BANK (CR)	0	0	310
OPAP (CR)	14	130	30
OTE (CR)	1	1	75
PIRAEUS FINANCIAL HOLD (CR)	0	0	0
PPC (CR)	0	0	72
Total Derivatives Traded	822	9,032	394,686

Number of Outstanding Securities	Nominal Value	Dividends [1]			Date of Last Coupon		Note	Shares	Closing price	% change	Previous closing price/date	Open price	Price min	Price max	Last price	Avg price	Last Bid [7]	Last Ask [7]	P/E after tax	Year	Volume	Trades	Transactions Value[8]	Company Mkt Value (thou. €)	Year low	Year high	Sector[4]	
2,352,839,697	0.290	--	--	0.026	26/07/2024	18/04/2017	---	ALPHA SERVICES HOLD (CR)	1.595	-0.75	€ 1.607	16/08/2024	1.61	1.587	1.613	1.595	1.597	71250@1.60	5000@1.60	---	---	2,757,806	2,017	4,403,404.97	3,752,779.32	1.444	1.79	30101010
36,353,868	1.00	--	(0.025)	0.1	16/07/2024	21/08/2023	---	AUSTRIACARD (CB)	5.93	--	↔ 5.93	16/08/2024	5.93	5.9	5.93	5.93	5.914	520@5.91	1681@5.93	---	---	7,435	30	43,972.02	215,578.44	5.35	6.8	10101010
48,624,764	0.080	0.46	0.65	0.7	22/04/2024	05/12/2022	---	AUTOHELLAS SA (CR)	11.06	--	↔ 11.06	16/08/2024	11	11	11.42	11.06	11.154	67@11.06	24@11.16	---	---	5,164	86	57,598.02	537,789.89	10.4	14.1	40201040
190,162,681	--	0.05	0.08	0.08	25/06/2024	07/12/2016	---	CENERGY HOLDINGS (CB)	9.8	-0.10	€ 9.81	16/08/2024	9.88	9.75	9.88	9.8	9.803	10221@9.80	2200@9.83	---	---	115,089	340	1,128,166.16	1,863,594.27	6.71	10	50202010
373,175,988	6.70	0.71	0.78	0.93	30/05/2024	29/04/2013	---	CC HBC AG (CR)	32.28	1.06	€ 31.94	16/08/2024	31.94	31.94	32.36	32.28	32.076	680@32.30	1250@32.34	---	---	6,124	54	196,431.0812	046,120.89	25.66	34.04	45101020
3,664,399,104	0.220	--	--	0.0933	25/07/2024	20/05/2019	---	EUROBANK HOLDINGS (CR)	2.02	-1.22	€ 2.045	16/08/2024	2.045	2.02	2.06	2.02	2.033	6210@2.02	4826@2.04	---	---	2,266,365	1,610	4,607,751.74	7,402,086.19	1.599	2.263	30101010
305,635,185	2.18	0.1	0.3	0.9	10/07/2024	01/10/2003	---	HELLENIO ENERGY (CR)	7.09	0.85	€ 7.03	16/08/2024	7.1	7.07	7.215	7.09	7.142	1281@7.09	36@7.10	---	---	130,808	665	934,186.15	2,166,953.46	6.75	8.81	60101020
83,600,000	0.690	--	--	0.0504	25/06/2024	02/07/2024	---	INTRACOM HOLDINGS (CR)	3.21	-1.69	€ 3.265	16/08/2024	3.235	3.205	3.26	3.21	3.227	750@3.21	8@3.22	---	---	20,044	110	64,673.02	268,356.00	2.835	4.335	10101010
160,523,985	0.300	--	--	--	12/08/2008	30/12/2022	---	INTRAKAT (CR)	5.19	-0.19	€ 5.2	16/08/2024	5.2	5.12	5.2	5.19	5.162	143@5.18	695@5.19	---	---	150,545	303	777,099.10	833,119.48	4.46	5.64	50101010
136,059,759	0.880	0.77	0.322	1	10/07/2024	05/03/2014	---	JUMBO SA (CR)	23.04	-1.20	€ 23.32	16/08/2024	23.32	23.04	23.78	23.04	23.32	95@23.02	570@23.20	---	---	92,094	850	2,147,637.06	3,134,816.85	21.68	30.1	40401010
176,736,715	0.300	--	--	--	30/05/2007	27/11/2019	---	LAMDA DEVELOPMENT SA (CR)	7.05	-0.84	€ 7.11	16/08/2024	7.11	7.02	7.11	7.05	7.081	737@7.05	12@7.08	---	---	39,285	248	278,176.02	1,245,993.84	6.15	7.65	35101010
142,891,161	0.970	0.4341	1.24	1.5531	26/06/2024	07/07/2017	---	METLEN ENERGY & METALS (CR)	34.5	--	↔ 34.5	16/08/2024	34.5	34.36	34.74	34.5	34.552	62@34.46	83@34.52	---	---	115,945	1,311	4,006,101.60	4,929,745.05	31.58	39.56	65102000
13,968,683	0.100	0.036	0.0421	0.0526	28/06/2024	02/11/2021	---	PERFORMANCE TECHNOLOGIES (CR)	6.58	0.46	€ 6.55	16/08/2024	6.61	6.28	6.61	6.58	6.556	275@6.55	29@6.58	---	---	13,995	72	91,753.36	91,913.93	4.7	7.48	10101010
27,345,120	0.280	--	--	--	18/07/2005	26/02/2014	---	QUALITY & RELIABILITY SA (CR)	1.162	3.38	€ 1.124	16/08/2024	1.128	1.112	1.168	1.162	1.13	500@1.13	1649@1.16	---	---	55,207	88	62,382.85	31,775.03	0.6	1.62	10101010
78,325,475	--	0.6	0.85	25/06/2024	23/07/2019	---	TITAN CEMENT (CB)	32.35	0.62	€ 32.15	16/08/2024	32.15	31.05	32.35	32.35	31.999	7@32.30	50@32.40	---	---	29,453	614	942,478.95	2,533,829.12	20.9	33	50101030	
259,189,761	0.1	0.12	0.12	25/06/2024	26/02/2016	---	VIOHALCO SANNV (CB)	5.7	1.79	€ 5.6	16/08/2024	5.58	5.58	5.7	5.7	5.646	176@5.68	160@5.71	---	---	69,698	250	393,537.78	1,477,381.64	5.03	6.63	55102015	
148,321,516	0.300	--	0.07	0.03	29/07/2024	22/01/2020	---	AVAX S.A. (CR)	1.392	-0.43	€ 1.398	16/08/2024	1.408	1.386	1.408	1.392	1.394	212@1.39	650@1.39	---	---	79,035	139	110,181.20	206,463.55	1.194	1.884	50101010
232,000,000	2.12	0.0854	0.0682	0.0582	04/10/2023	19/06/2017	---	ADMIE (IPTO) HOLDING S.A. (CR)	2.11	-0.71	€ 2.125	16/08/2024	2.125	2.1	2.13	2.11	2.111	5800@2.11	58@2.12	8.33	2023	38,158	138	80,550.51	489,520.00	2.02	2.425	65101015
90,167,100	0.500	--	--	0.7515	20/05/2024	24/05/2021	---	AEGEAN AIRLINES (CR)	10.7	--	↔ 10.7	16/08/2024	10.7	10.65	10.8	10.7	10.711	10@10.69	13@10.71	---	---	35,349	315	378,631.61	964,787.97	9.85	13.47	40501010
103,423,291	0.570	--	--	--	01/08/2011	23/08/2023	---	GEK TERNA (CR)	17.5	-0.11	€ 17.52	16/08/2024	17.52	17.5	17.62	17.5	17.545	4399@17.50	1503@17.54	---	---	28,555	281	501,001.90	1,809,907.59	12.98	18.24	50101010
382,000,000	2.48	--	--	0.25	22/07/2024	12/12/2001	---	PPC (CR)	11.62	0.87	€ 11.52	16/08/2024	11.52	11.46	11.63	11.62	11.584	10273@11.61	1010@11.63	---	---	157,175	693	1,820,681.31	4,438,840.00	10.1	12.67	65101015
300,000,000	1.00	--	--	0.33	21/05/2024	07/02/2024	---	ATHENS INTL AIRPORT (CR)	7.468	1.03	€ 7.392	16/08/2024	7.44	7.41	7.484	7.468	7.444	172@7.46	50@7.48	---	---	127,444	806	948,727.22	2,240,400.00	7.3	9.56	50206060
914,715,153	1.00	--	--	0.3643	29/07/2024	29/08/2018	---	NATIONAL BANK (CR)	8.116	0.03	€ 8.114	16/08/2024	8.114	8.086	8.134	8.116	8.116	1016@8.12	884@8.12	---	---	881,122	1,620	7,150,761.71	7,423,828.18	6.222	8.65	30101010
375,241,586	0.390	0.03	0.06	0.04	25/06/2024	14/07/2006	---	ELVALHALCOR (CR)	1.79	0.45	€ 1.782	16/08/2024	1.796	1.778	1.8	1.79	1.792	1000@1.78	1350@1.79	---	---	76,625	244	137,292.95	671,682.44	1.63	2.435	55102015
348,192,005	0.040	--	--	--	05/07/2011	22/07/2024	---	ELLAKTOR (CR)	1.98	1.02	€ 1.96	16/08/2024	1.96	1.942	1.984	1.98	1.963	333@1.97	234@1.98	---	---	169,298	289	332,336.52	689,420.17	1.77	2.84	50101010
60,348,000	0.420	0.1515	0.1565	0.2504	25/06/2024	04/08/2021	---	HELLENIC EXCHANGES-A.S.E. (CR)	4.665	--	↔ 4.665	16/08/2024	4.66	4.65	4.7	4.665	4.666	600@4.66	800@4.67	---	---	14,349	96	66,949.04	281,523.42	4.27	5.92	30202015
106,500,000	0.600	0.28	0.02	0.1	22/07/2024	13/09/2021	---	EYDAP S.A. (CR)	5.46	-1.27	€ 5.53	16/08/2024	5.56	5.45	5.56	5.46	5.485	889@5.46	5@5.49	---	---	19,212	179	105,382.48	581,490.00	5.1	6.15	65102030
604,095,621	0.300	--	--	--	30/05/2013	10/10/2023	---	INTRALOT (CR)	1.122	-0.18	€ 1.124	16/08/2024	1.126	1.112	1.126	1.122	1.119	920@1.12	998@1.12	---	---	438,764	262	491,128.51	677,795.29	1.014	1.294	40501020
110,782,980	0.750	0.9054	1.6299	1.8415	26/06/2024	04/11/2013	---	MOTOR OIL (CR)	21.48	1.32	€ 21.2	16/08/2024	21.42	21.22	21.52	21.48	21.363	381@21.42	131@21.50	---	---	198,492	2,001	4,240,305.10	2,379,618.41	20.62	28.56	60101020
370,062,741	0.300	0.6	1	1.6123	29/04/2024	25/06/2024	---	OPAP (CR)	16.09	-0.06	€ 16.1	16/08/2024	16.1	15.95	16.1	16.09	16.024	5@16.08	11179@16.10	---	---	118,456	750	1,898,115.54	5,954,309.50	14.4	17.35	40501020
412,693,573	2.83	0.8231	0.5888	0.7216	04/07/2024	18/06/1998	---	OTE (CR)	15.2	2.22	€ 14.87	16/08/2024	14.8	14.8	15.2	15.2	15.097	740@15.12	828@15.21	---	---	253,183	1,173	3,822,264.66	6,272,942.31	12.76	15.27	15102015
1,250,367,223	0.930	--	--	0.0632	10/07/2024	14/04/2021	---	PIRAEUS FINANCIAL HOLD (CR)	3.917	-1.73	€ 3.986	16/08/2024	3.962	3.916	3.983	3.917	3.949	6590@3.92	16200@3.92	---	---	1,825,209	2,583	7,207,971.38	4,897,688.41	3.21	4.22	30101010
66,850,563	0.780	0.1493	0.1495	0.2313	02/05/2024	13/06/2018	---	GR. SARANTIS S.A. (CR)	10.28	-0.96	€ 10.38	16/08/2024	10.4	10.28	10.42	10.28	10.357	150@10.24	50@10.36	---	---	12,489	179	129,351.42	687,223.79	8.18	12.44	45201020
118,105,090	0.300	0.3411	0.3798	0.3821	08/07/2024	05/03/2020	---	TERNA ENERGY (CR)	19.18	0.16	€ 19.15	16/08/2024	19.15	19.15	19.18	19.18	19.164	195@19.17	850@19.19	---	---	54,880	163	1,051,731.16	2,265,255.63	14.68	19.7	65101010
73,774,142	3.45	--	--	0.44	25/06/2024	04/10/2023	---	OPTIMA BANK (CR)	11.98	-3.23	€ 12.38	16/08/2024	12.12	11.98	12.3	11.98	12.094	2447@11.98	572@12.00	---	---							

Number of Outstanding Securities	Nominal Value	Dividends [1]			Date of Last Coupon		Note	Shares	Closing price	% change	Previous closing price/date	Open price	Price min	Price max	Last price	Avg price	Last Bid [7]	Last Ask [7]	P/E after tax	Year	Volume	Trades	Transactions Value[8]	Company Mkt Value (thou. €)	Year low	Year high	Sector[4]		
2021	2022	2023	Dividend [2]	Right																									
3,114,144	0.360	0.3427	0.2304	0.563	20/05/2024	02/06/2020	---	ALPHA TRUST HOLDINGS (CR)	8.52	---	8.52	16/08/2024	8.52	8.52	8.52	8.52	8.52	500@7.02	---	---	600	6	5,112.00	26,532.51	5.9	8.66	30202010		
243,164,193	0.300	---	---	0.07	19/07/2024	05/12/2023	---	ATTICA HOLDINGS (CR)	2.48	0.81	P	2.46	16/08/2024	2.4	2.4	2.48	2.48	2.451	10@2.47	3093@2.48	---	---	4,843	25	11,867.89	603,047.20	1.86	2.64	40501015
35,764,593	2.10	0.075	0.1046	0.1045	12/06/2024	25/11/2019	---	BRIQ PROPERTIES (CR)	1.965	---	1.965	16/08/2024	1.96	1.95	1.97	1.965	1.96	1200@1.96	290@1.97	---	---	17,915	27	35,107.86	70,277.43	1.835	2.01	35102030	
101,123,806	0.360	---	---	---	22/07/2010	28/06/2011	---	CENTRIC HOLDINGS (CR)	0.329	-1.50	E	0.334	16/08/2024	0.331	0.329	0.335	0.329	0.331	5000@0.328	300@0.332	---	---	5,799	18	1,917.74	33,269.73	0.31	0.467	40203040
784,500	10.00	0.3	---	0.5008	28/05/2024	31/07/2018	---	CNL CAPITAL (CR)	6.95	---	6.95	16/08/2024	6.95	6.95	6.95	6.95	6.95	360@6.95	100@7.00	---	2022	100	1	695.00	5,452.28	6.6	9	30202010	
10,567,700	0.300	---	---	---	06/10/2005	13/02/2002	---	CPI SA (CR)	0.646	0.94	P	0.64	16/08/2024	0.63	0.63	0.648	0.648	0.644	300@0.622	1992@0.650	---	---	4,300	6	2,769.22	6,826.73	0.586	0.99	10102030
18,680,300	0.050	---	---	---	06/07/2022	---	---	DIMAND (CR)	9.27	0.43	P	9.23	16/08/2024	9.26	9.25	9.29	9.27	9.266	100@9.01	270@9.29	---	---	7,369	48	68,283.24	173,166.38	8	10.95	35101010
54,200,000	0.075	0.035	0.074	---	18/07/2023	23/11/2021	---	EPSILON NET (CR)	12	---	12	16/08/2024	12	12	12.04	12	12.015749@12.00	999@12.10	---	---	44,099	21	529,189.16	650,400.00	8.8	12.3	10101015		
52,131,944	1.00	0.1102	0.11	---	26/06/2024	23/07/2019	---	FOURLIS (CR)	3.795	-0.13	E	3.8	16/08/2024	3.8	3.775	3.84	3.795	3.798	20@3.78	6786@3.80	---	---	22,563	80	85,705.05	197,840.73	3.41	4.37	40401010
48,003,921	0.400	---	---	---	30/08/1993	25/07/2024	---	IDEAL HOLDINGS (CR)	5.87	-0.17	E	5.88	16/08/2024	5.87	5.82	5.88	5.87	5.844	200@5.86	53@5.87	---	---	6,241	79	36,471.05	281,783.02	5.16	6.78	10102030
10,500,000	2.40	0.29	0.3	2.21	25/06/2024	02/04/2024	---	INTERCONTINENTAL (CR)	2.42	-0.82	E	2.44	16/08/2024	2.42	2.42	2.5	2.5	2.426	337@2.42	700@2.64	4.16	2023	63	2	152.86	25,410.00	2.28	6.9	35102000
168,691,037	0.300	---	---	---	20/08/2007	28/11/2022	---	LAVIPHARM SA (CR)	0.863	1.89	P	0.847	16/08/2024	0.86	0.85	0.867	0.863	0.85910891@0.860	4000@0.863	---	---	72,344	85	62,147.71	145,580.36	0.76	1.01	20103015	
4,740,000	0.860	---	---	---	14/03/2003	---	---	LOGISMOS S.A. (CR)	1.39	---	1.39	16/08/2024	1.36	1.35	1.39	1.39	1.369	250@1.37	500@1.40	-(6)-	2023	2,000	13	2,737.93	6,588.60	1.13	1.48	10101015	
17,120,280	0.940	0.06	---	---	01/07/2024	26/06/2023	---	LOULIS FOOD (CR)	2.66	---	2.66	16/08/2024	---	---	---	---	---	52@2.59	490@2.64	---	---	---	---	---	45,539.94	2.39	3.09	45102020	
4,419,616	1.58	---	0.1531	0.06	15/07/2024	04/03/2015	---	MEDICON S.A (CR)	2.44	-2.79	E	2.51	16/08/2024	2.38	2.35	2.45	2.44	2.384	5@2.40	984@2.45	---	---	668	15	1,592.22	10,783.86	2.31	3.49	20102010
10,500,000	0.950	---	---	0.15	05/07/2024	21/07/2023	---	MEVACO SA (CR)	3.99	---	3.99	16/08/2024	---	---	---	---	---	100@3.86	196@4.00	---	2022	---	---	---	41,895.00	3.62	4.32	55102015	
153,908,095	0.870	---	---	---	02/08/2024	---	---	ORILINA PROPERTIES REIC (CR)	0.856	-0.81	E	0.863	16/08/2024	0.864	0.832	0.864	0.849	0.856	1000@0.833	500@0.848	---	---	16,700	40	14,291.17	131,745.33	0.7589	0.896	35102000
87,538,850	0.500	---	---	0.0304	06/06/2024	28/07/2021	---	PREMIA (CR)	1.25	---	1.25	16/08/2024	1.25	1.246	1.256	1.25	1.251	200@1.24	558@1.25	---	---	79,640	178	99,597.54	109,423.56	1.09	1.288	35102000	
24,586,446	0.230	---	0.04	0.049	04/06/2024	08/06/2022	---	PROFILE SA (CR)	4.695	-0.63	E	4.725	16/08/2024	4.75	4.675	4.75	4.71	4.725	500@4.69	100@4.70	---	---	21,901	70	103,477.35	115,433.36	3.925	5.43	10101010
107,222,688	0.440	(0.5667)	0.2	0.22	25/06/2024	16/03/2022	---	QUEST HOLDINGS (CR)	5.28	---	5.28	16/08/2024	5.33	5.25	5.33	5.28	5.283	5000@5.26	20@5.30	---	---	9,049	41	47,802.53	566,135.79	4.6	6.25	10101010	
6,456,530	1.08	0.12	0.1314	0.16	22/07/2024	02/08/2010	---	SPACE HELLAS SA (CR)	6.54	-0.91	E	6.6	16/08/2024	6.54	6.54	6.6	6.6	6.542	100@6.50	100@6.62	---	---	71	2	464.46	42,225.71	6	8.48	15101010
120,528,771	1.60	---	---	0.08	19/06/2024	10/11/2023	---	TRADE ESTATES REIC (CR)	1.63	0.49	P	1.622	16/08/2024	1.63	1.626	1.638	1.63	1.632	1999@1.63	800@1.64	---	---	14,910	22	24,339.56	196,461.90	1.552	1.798	35102045
17,190,046	0.300	---	---	---	16/11/1992	04/12/2023	---	UNIBIOS (CR)	1.74	0.29	P	1.735	16/08/2024	1.735	1.705	1.76	1.74	1.746	300@1.72	1668@1.74	---	---	25,221	66	44,026.96	29,910.68	1.08	1.81	50204000
32,413,681	0.370	---	---	---	15/07/2009	11/05/2000	---	ALUMIL (CR)	2.835	-0.70	E	2.855	16/08/2024	2.85	2.8	2.85	2.835	2.811	4330@2.80	400@2.84	---	---	3,910	18	10,990.80	91,892.79	2.48	3.18	55102035
3,628,761	3.44	0.5109	---	0.316	13/05/2024	19/07/2022	---	ANDROMEDA SA (CR)	6.56	0.61	P	6.52	16/08/2024	6.56	6.42	6.56	6.56	6.516	100@6.44	98@6.48	3.63	2023	2,587	26	16,857.72	23,804.67	6.26	7.1806	30204000
23,986,500	1.04	---	---	---	26/06/2009	28/08/2023	---	BIOKARPET S.A.(CR)	2.1	2.94	P	2.04	16/08/2024	2.1	2.1	2.1	2.1	2.1	50@2.06	291@2.09	---	---	660	2	1,386.00	50,371.65	1.97	3.13	50101035
6,325,000	0.600	0.19	0.153	0.145	15/07/2024	17/02/2014	---	VOYATZOGLOU (CR)	2.34	---	2.34	16/08/2024	---	---	---	---	---	250@2.20	1313@2.36	---	---	---	---	---	14,800.50	2.02	2.7	50205010	
24,060,000	0.300	0.055	0.075	0.075	14/05/2024	01/07/2019	---	GEN. COMMERCIAL & IND.SA (CR)	1.61	3.87	P	1.55	16/08/2024	1.55	1.54	1.61	1.61	1.586	2000@1.60	400@1.63	10.89	2023	10,315	27	16,358.35	38,736.60	1.325	1.95	50205010
15,878,748	0.480	---	---	---	10/07/2006	22/03/2004	---	DOMIKI KRITIS SA (CR)	3.405	-1.30	E	3.45	16/08/2024	3.35	3.3	3.43	3.405	3.33	490@3.33	32@3.41	---	---	50,235	166	167,292.45	54,067.14	3.07	4.88	50101010
34,720,000	0.310	---	---	---	16/06/2010	01/08/2007	---	DROMEAS SA (CR)	0.32	---	0.32	16/08/2024	---	---	---	---	---	900@0.304	1500@0.320	---	---	---	---	---	11,110.40	0.288	0.398	40202015	
13,673,200	0.420	---	---	---	18/07/2008	26/07/2001	---	EVROFARMA SA (CR)	1.51	-1.95	E	1.54	16/08/2024	1.565	1.51	1.565	1.51	1.515	557@1.51	61@1.55	---	---	3,168	16	4,799.16	20,646.53	1.2	1.94	45102020
22,500,000	0.260	(0.0203)	(0.04)	(0.06)	08/07/2024	24/07/2024	---	EKTER SA (CR)	1.954	0.51	P	1.944	16/08/2024	1.944	1.942	1.96	1.954	1.951	1000@1.94	474@1.96	---	---	22,570	92	44,036.53	43,965.00	1.76	2.38	50101010
18,410,839	1.00	0.262	0.202	---	23/08/2023	10/09/2010	---	ELASTRON (CR)	2.18	---	2.18	16/08/2024	2.2	2.14	2.22	2.18	2.176	90@2.12	304@2.18	---	---	1,251	15	2,722.08	40,135.63	1.98	2.84	55102010	
23,828,130	0.500	0.0737	---	0.108	15/07/2024	17/02/2009	---	ELINOIL S.A. (CR)	2.11	2.43	P	2.06	16/08/2024	2.07	2.03	2.12	2.11	2.082	4591@2.08	45@2.10	---	---	9,809	36	20,427.03	50,277.35	1.91	2.94	60101020
19,864,886	5.60	0.672	0.672	0.672	18/04/2024	02/07/2008	---	BANK OF GREECE (CR)	13.65	-0.37	E	13.7	16/08/2024	13.7	13.6	13.85	13.65	13.744	356@13.65	100@13.80	---	---	5,052	68	69,434.00	271,155.69	13.2	15.85	30101010
26,730,187	0.520	0.1	0.12	---	29/06/2023	01/08/2017	---	ELTON SA (CR)	1.704	1.31	P	1.682	16/08/2024	1.7	1.664	1.726	1.704	1.675	100@1.68	390@1.70	---	---	5,127	27	8,585.39	45,548.24	1.62	2.36	50205010
36,300,000	1.12	0.218																											

Number of Outstanding Securities	Nominal Value	Dividends [1]			Date of Last Coupon		Note	Shares	Closing price	% change	Previous closing price/date	Open price	Price min	Price max	Last price	Avg price	Last Bid [7]	Last Ask [7]	P/E after tax	Year	Volume	Trades	Transactions Value[8]	Company Mkt Value (thou. €)	Year low	Year high	Sector[4]	
2021	2022	2023	Dividend [2]	Right																								
9,046,132	0.450	---	0.02	0.02	18/07/2024	13/10/2014	---	ILYDA S.A. (CR)	1.7	0.89 P	1.685	16/08/2024	1.68	1.7	1.7	1.698	160@1.63	1254@1.70	12.19	2023	1,861	3	3,159.70	15,378.42	1.29	2.02	10101015	
3,417,600	0.100	0.016	0.016	0.016	04/07/2024	02/04/2024	---	INTERWOOD-XYLEMPORIA (PR)	0.398	---	0.398	16/08/2024	---	---	---	---	5277@0.302	500@0.380	---	---	---	---	---	13,759.15	0.252	0.595	50101020	
45,417,399	0.100	---	---	---	25/07/2008	02/04/2024	---	INTERWOOD-XYLEMPORIA (CR)	0.273	0.37 P	0.272	16/08/2024	0.277	0.27	0.277	0.273	100@0.272	800@0.274	---	---	89,323	74	24,384.68	13,759.15	0.25	0.3917	50101020	
18,567,912	0.590	0.24	---	0.16	03/07/2024	26/01/2021	---	INTERLIFE G.C.I.(CR)	4.96	1.85 P	4.87	16/08/2024	4.87	4.85	4.96	4.96	4.87	62@4.87	1015@4.96	6.72	2023	535	12	2,605.24	92,096.84	4.55	5.4	30302025
8,424,900	0.500	---	---	---	12/07/2010	04/07/2019	---	INTERTECH SA (CR)	1.245	1.22 P	1.23	16/08/2024	1.19	1.19	1.245	1.245	1.239	20@1.20	298@1.25	21.58	2023	800	22	990.86	10,489.00	1.065	1.485	50205010
19,804,134	0.150	---	---	---	01/07/2004	06/11/2017	---	KEKROPS SA (CR)	1.52	-0.65 E	1.53	16/08/2024	1.565	1.46	1.565	1.52	1.491	338@1.49	90@1.52	(-6)-	2023	26,478	79	39,477.46	30,102.28	1.215	1.965	35101010
40,219,218	0.260	---	---	---	29/08/2022	10/06/2019	---	KLOUKINAS - LAPPAS SA (CR)	1.51	---	1.51	16/08/2024	1.51	1.49	1.51	1.51	1.499	100@1.49	944@1.51	---	---	3,421	16	5,126.65	60,731.02	1.3	1.825	50101010
11,510,102	0.890	---	---	---	24/06/2005	06/10/1999	---	NAFPAKTOS TEXTILE (CR)	0.83	1.47 P	0.818	16/08/2024	0.848	0.77	0.85	0.83	0.816	600@0.754	100@0.844	---	---	837	30	683.20	9,553.38	0.68	1.34	55101020
21,224,340	0.420	0.02	---	---	06/09/2022	25/04/2006	---	KORDELLOS BROS SA (CR)	0.453	---	0.453	16/08/2024	0.458	0.435	0.458	0.453	0.437	1@0.436	1200@0.453	---	2023	17,219	38	7,527.97	9,614.63	0.404	0.684	55102010
33,065,136	0.380	0.2001	0.2004	---	24/08/2023	16/09/2013	---	KRI-KRI S.A. (CR)	12.2	1.67 P	12	16/08/2024	12.2	12.1	12.2	12.2	12.141	404@12.10	50@12.25	12.50	2023	11,415	49	138,584.90	403,394.66	9.58	12.4	45102020
7,595,160	0.600	---	---	---	10/09/2019	18/08/2010	---	KIRIAKOULIS SHIPPING SA (CR)	1.115	-1.33 E	1.13	16/08/2024	1.11	1.095	1.115	1.115	1.101	149@1.09	255@1.12	---	---	1,260	15	1,387.15	8,468.60	0.95	1.65	40501015
6,200,000	0.500	---	---	---	22/06/2010	01/11/1995	---	MINERVA KNITWEAR (CR)	0.59	7.27 P	0.55	16/08/2024	0.595	0.53	0.595	0.59	0.554	216@0.545	17@0.590	---	---	76	8	42.09	3,658.00	0.456	0.98	40204020
5,939,268	0.620	---	---	---	10/07/2003	03/01/2002	---	LANAKAM SA (CR)	0.935	---	0.935	16/08/2024	---	---	---	---	70@0.820	700@0.930	---	---	---	---	---	5,553.22	0.825	1.18	40401020	
30,150,000	0.360	0.0401	0.0908	0.122	28/05/2024	25/04/2019	---	MOTODYNAMICS S.A. (CR)	2.61	---	2.61	16/08/2024	2.645	2.61	2.715	2.61	2.652	30@2.61	720@2.69	---	---	15,576	62	41,303.01	78,691.50	2.12	3.34	40401030
43,200,000	1.00	0.0824	---	0.0383	19/08/2024	13/09/2023	---	MPLK KEDROS (CR)	3.53	-0.28 E	3.54	16/08/2024	3.54	3.53	3.54	3.53	3.53	440@3.53	100@3.55	---	---	4,100	30	14,474.70	152,496.00	3.2	3.54	35102000
8,321,682	0.670	---	---	---	17/08/2007	23/11/1999	---	N. LEVENTERIS (CR)	0.28	---	0.28	16/08/2024	---	---	---	---	3000@0.200	188@0.278	---	2023	---	---	---	---	2,896.13	0.2	0.4	55102010
2,160,524	0.670	---	---	---	03/12/2018	23/11/1999	---	N. LEVENTERIS (PR)	0.262	---	0.262	16/08/2024	---	---	---	---	350@0.238	200@0.272	---	2023	---	---	---	---	2,896.13	0.242	0.41	55102010
126,431,958	2.50	---	---	0.025	19/06/2024	05/06/2024	---	NOVAL PROPERTY REIC (CR)	2.705	-0.37 E	2.715	16/08/2024	2.72	2.695	2.72	2.705	2.706	250@2.70	200@2.71	---	---	25,213	56	68,231.45	341,998.45	2.5	2.82	35102045
10,080,000	3.00	1.5	1.45	1.3	14/05/2024	27/08/2001	---	TPA SA (CR)	20.7	-1.43 E	21	16/08/2024	21	20.4	21	20.7	20.421	30@20.60	250@20.90	---	---	4,540	26	92,710.00	208,656.00	20.2	23.5	50206060
25,000,000	2.00	0.628	1.04	1.336	29/07/2024	08/08/2003	---	P.P.A. S.A. (CR)	25.65	-1.72 E	26.1	16/08/2024	26	25.65	26	25.65	25.809	510@25.45	467@26.00	9.59	2023	1,374	66	35,461.50	641,250.00	23.3	28.8	50206060
4,971,466	1.46	---	---	---	04/07/2007	08/10/2003	---	PAIRIS SA (CR)	1.055	---	1.055	16/08/2024	---	---	---	---	50@0.986	300@1.05	---	---	---	---	---	---	5,244.90	0.96	1.71	50203030
27,098,594	0.540	0.05	0.0401	0.0702	19/04/2024	14/01/2021	---	PAPOUTSANIS (CR)	2.35	-1.67 E	2.39	16/08/2024	2.38	2.34	2.39	2.35	2.354	180@2.33	100@2.34	15.60	2023	3,140	22	7,390.10	63,681.70	2.2	2.73	45201020
7,070,400	0.930	0.3242	0.2593	0.8645	15/04/2024	06/05/2016	---	PETROPOULOS PETROS (CR)	8.12	-0.25 E	8.14	16/08/2024	8.16	8.1	8.16	8.1	8.122	40@8.06	100@8.10	---	---	3,321	18	26,973.74	57,411.65	7.78	10.65	50206015
43,741,452	0.660	0.2723	0.2629	0.2388	03/06/2024	01/11/1999	---	THRACE PLASTICS SA (CR)	4.02	-0.74 E	4.05	16/08/2024	4.07	4	4.07	4.02	4.033	110@4.00	50@4.02	---	---	7,331	43	29,568.32	175,840.64	3.77	4.595	50203015
21,912,599	0.300	---	0.048	0.0485	20/05/2024	23/02/2007	---	REVOIL (CR)	1.73	---	1.73	16/08/2024	1.735	1.71	1.735	1.73	1.723	100@1.72	150@1.74	---	---	11,785	52	20,311.28	37,908.80	1.49	2.15	60101020
13,582,223	1.35	---	---	---	24/06/2008	02/02/2016	---	SIDMA STEEL (CR)	1.665	0.91 P	1.65	16/08/2024	1.69	1.61	1.69	1.655	1.664	100@1.63	180@1.66	---	---	558	8	928.74	22,614.40	1.465	2.4	55102010
40,693,350	5.00	---	---	---	03/07/2006	26/05/2015	---	TECHNICAL OLYMPIC SA (CR)	2.4	-0.41 E	2.41	16/08/2024	2.44	2.37	2.47	2.4	2.405	700@2.38	1310@2.40	---	---	9,017	48	21,681.48	97,664.04	2.25	3.05	40202010
3,048,000	0.300	---	---	---	06/07/2007	01/06/2021	---	TZIRAKIAN PROFIL (CR)	1.33	-1.48 E	1.35	16/08/2024	1.33	1.33	1.335	1.33	1.33	320@1.32	39@1.33	---	2023	3,820	9	5,080.64	4,053.84	1.225	1.925	55102010

Main Market - Low Liquidity Class

14,000,000	1.95	3.42	0.26	0.26	05/08/2024	26/03/2024	---	ALPHA REAL ESTATE (CR)	7.28	---	7.28	16/08/2024	7.28	7.28	7.3	7.3	7.281	40@6.70	884@7.30	---	---	583	4	4,244.90	101,920.00	6.22	11.75	35101015
50,014,177	0.050	---	---	---	04/06/2008	27/03/2023	---	ATTICA BANK S.A. (CR)	8.22	---	8.22	16/08/2024	8.26	8.08	8.38	8.26	8.215	10@8.12	235@8.26	---	---	199	8	1,634.78	411,116.53	7.8	15	30101010
178,157,803	0.040	---	---	---	01/07/2008	21/02/2020	---	AVE (CR)	0.451	---	0.451	16/08/2024	---	---	---	---	200@0.440	200@0.455	---	---	---	---	---	---	80,349.17	0.42	0.542	40301010
11,869,224	0.540	0.136	0.15	0.15	02/07/2024	30/08/2019	---	FLEXOPACK SA (CR)	7.9	---	7.9	16/08/2024	---	---	---	---	120@7.55	1393@7.95	---	---	---	---	---	---	93,766.87	7.5	8.65	50203030
468,700	3.42	4.06	2.8	13/06/2024	21/05/2004	---	MERMEREN KOMB. A.D. PR. (GDR)	46.6	---	46.6	16/08/2024	---	---	---	---	---	26@42.60	33@46.20	1.59	2023	---	---	---	---	21,841.42	38	50	55102000
31,317,025	0.400	---	---	---	26/04/2007	10/05/2023	---	MIG (CR)	3.56	0.85 P	3.53	16/08/2024	3.5	3.5	3.56	3.56	3.553	100@3.53	50@3.56	---	---	563	6	2,000.20	111,488.61	3.3	4.9	30202000
244,737,498	0.500	0.02	0.03	0.02	05/07/2024	28/12/2023	---	TRASTOR REAL EST. INV. CO.(CR)	1.16	---	1.16	16/08/2024	---	---	---	---	325@1.11	2826@1.26	---	---	---	---	---	---	283,895.50	1.1	1.42	35102000
13,000,000	0.650	---	---	---	01/08/2007	07/04/2000	5093	AKRITAS SA (CR)	0.88	---	0.88	16/08/2024	0.8	0.8	0.9	0.9	0.879	70@0.830	1316@0.910	---	---	152	12	133.63	11,440.00	0.57	1.33	50101035
15,300,000	0.300	---	---	---	30/07/2009	13/12/1999	---	ATTICA PUBLICATIONS SA (CR)	0.418	---	0.418	16/08/2024	---	---	---	---	---	---	1960@0.398	---	---	---	---	---	6,395.40</			

Daily Official List

Year: 145 Trading Day No: 155

Section 2: Analytic Figures of Shares Transactions

Monday, 19 August, 2024

Number of Outstanding Securities	Nominal Value	Dividends [1]			Date of Last Coupon		Note	Shares	Closing price	% change	Previous closing price/date	Open price	Price min	Price max	Last price	Avg price	Last Bid [7]	Last Ask [7]	P/E after tax	Year	Volume	Trades	Transactions Value[8]	Company Mkt Value (thou. €)	Year low	Year high	Sector[4]	
		2021	2022	2023	Dividend [2]	Right																						
18,810,000	0.400	---	---	---	08/07/2010	14/11/2007	---	VARVERIS - MODA BAGNO SA (CR)	3.67	-1.08	€ 3.71	16/08/2024	3.5	3.5	3.77	3.77	3.67	10@3.65	580@3.75	---	---	240	6	880.80	69,032.70	1.9	3.9	40401025
15,000,000	0.300	---	---	---	06/07/2007	18/07/2000	---	DAIOS PLASTICS SA (CR)	3.28	---	↘ 3.28	16/08/2024	---	---	---	---	90@3.10	330@3.36	---	---	---	---	---	---	49,200.00	3.04	4.18	50203015
3,307,500	0.210	---	0.4	---	13/10/2023	30/11/2022	---	ELVE SA (CR)	5.5	---	↘ 5.5	16/08/2024	---	---	---	---	3@5.35	60@5.55	10.27	2023	---	---	---	---	18,191.25	4.7	5.65	40204020
86,735,980	0.310	---	---	0.02	22/07/2024	07/09/2023	---	ATHENS MEDICAL CENTER SA (CR)	1.55	---	↘ 1.55	16/08/2024	1.565	1.565	1.6	1.59	1.571	200@1.53	200@1.59	---	---	175	5	275.00	134,440.77	1.45	2.03	20101025
2,760,000	11.83	11	11.8	12.4	03/06/2024	16/07/1990	---	KARELIA (CR)	340	3.03	€ 330	16/08/2024	340	340	340	340	340	2@330.00	15@344.00	---	---	10	2	3,400.00	938,400.00	324	350	45103010
6,700,000	0.800	0.047	0.047	0.047	23/07/2024	29/05/2014	---	MILLS KEPENOS (CR)	1.65	---	↘ 1.65	16/08/2024	1.81	1.78	1.81	1.78	1.806	350@1.49	99@1.79	17.72	2023	8	3	14.45	11,055.00	1.6	2.26	45102020
18,017,472	0.360	---	---	---	09/09/2022	28/08/2017	---	KTIMA KOSTAS LAZARIDIS SA (CR)	1.79	4.07	€ 1.72	16/08/2024	1.77	1.77	1.79	1.79	1.784	330@1.71	570@1.79	---	---	2,261	5	4,034.53	32,251.27	1.6	1.9	45101015
21,364,000	1.12	---	0.4	---	21/08/2023	08/03/2023	---	LAMPASA HOTEL SA (CR)	39.2	---	↘ 39.2	16/08/2024	39.2	39.2	39.2	39.2	39.2	---	11@39.20	---	---	3	1	117.60	837,468.80	28.4	39.8	40501025
9,819,370	0.500	---	---	---	14/08/2007	09/01/2004	---	MATHIOS REFRACTORY SA (CR)	0.704	---	↘ 0.704	16/08/2024	0.638	0.638	0.724	0.724	0.678	67@0.690	64@0.724	---	---	227	7	153.90	6,912.84	0.638	1.3	55101000
32,188,050	1.04	---	---	---	21/07/2008	20/01/2000	---	MOUZAKIS (CR)	0.605	---	↘ 0.605	16/08/2024	---	---	---	---	299@0.595	3000@0.605	---	---	---	---	---	---	19,473.77	0.595	0.92	55101020
6,340,000	0.600	0.17	0.1	0.2	11/12/2023	11/01/2024	---	NAKAS MUSIC	2.76	---	↘ 2.76	16/08/2024	2.5	2.5	2.5	2.5	2.5	105@2.62	208@2.86	---	---	10	1	25.00	17,498.40	2.5	3.16	40401030
27,379,200	0.980	---	0.45	0.5001	01/08/2024	29/08/2022	---	CRETE PLASTICS SA (CR)	14.9	---	↘ 14.9	16/08/2024	14.9	14.9	14.9	14.9	14.9	27@14.80	330@15.00	---	---	33	1	491.70	407,950.08	14.4	16.4	50203015
255,494,534	2.71	0.279	0.255	0.247	14/06/2024	30/09/2021	---	PRODEA (CR)	7.15	---	↘ 7.15	16/08/2024	6.5	6.5	6.5	6.5	6.5	1@6.50	730@7.10	---	---	160	2	1,040.00	1,826,785.92	6.5	8	35102000
4,181,450	0.500	---	---	---	21/08/2000	05/03/2002	---	FLOUR MILLS SARANTOPOULOS SA	1.07	---	↘ 1.07	16/08/2024	---	---	---	---	---	---	594@1.17	---	---	---	---	---	4,474.15	0.965	1.17	45102020
8,340,750	1.16	---	---	---	25/06/2009	17/09/2018	---	HAIDEMENOS SA (CR)	0.66	0.76	€ 0.655	16/08/2024	0.62	0.605	0.715	0.66	0.646	9@0.660	930@0.715	---	2023	4,589	28	2,964.05	5,504.90	0.555	0.92	50205030

Exchange Traded Funds (ETFs)

971,502	---	---	---	---	15/06/2016	---	ALPHA ETF FTSE Athex Large Cap	34.95	-0.03	€ 34.96	16/08/2024	34.96	34.825	34.96	34.95	34.938	1@34.88	1@34.94	---	---	2,062	14	72,042.32	---	31.58	38	12003
---------	-----	-----	-----	-----	------------	-----	--------------------------------	-------	-------	---------	------------	-------	--------	-------	-------	--------	---------	---------	-----	-----	-------	----	-----------	-----	-------	----	-------

Surveillance

89,078,604	0.040	---	---	---	07/07/2010	16/01/2024	5160	FRIGOGLASS SA (CR)	0.23	4.54	€ 0.22	16/08/2024	0.23	0.23	0.23	0.23	0.23	2000@0.210	48755@0.230	---	2023	45,020	15	10,354.60	20,488.08	0.2	0.44	50204000	
65,326,268	0.530	---	---	---	04/07/2007	19/07/2006	4750	SATO SA (CR)	0.028	---	↘ 0.028	16/08/2024	0.028	0.028	0.028	0.028	0.028	26300@0.027	14000@0.028	---	---	1,000	1	28.00	1,829.14	0.027	0.067	40202015	
13,191,620	0.620	---	---	---	04/08/2010	09/09/2002	5232	YALCO - CONSTANTINOU (CR)	0.162	---	↘ 0.162	16/08/2024	---	---	---	---	---	---	800@0.170	---	---	---	---	---	---	2,137.04	0.146	0.208	40202020
17,579,754	4.16	---	---	---	18/08/2006	02/08/2010	---	BIOTER SA (CR)	0.238	---	↘ 0.238	16/08/2024	---	---	---	---	---	2100@0.238	3668@0.260	---	---	---	---	---	---	4,183.98	0.2	0.436	50101010
54,654,600	0.050	---	---	---	01/07/1998	30/12/2022	5275	VIS SA (CR)	0.142	---	↘ 0.142	16/08/2024	0.15	0.15	0.15	0.15	0.15	10100@0.150	---	---	2023	600	1	90.00	7,760.95	0.14	0.288	50203030	
51,754,364	0.300	---	---	---	23/12/2003	24/01/2007	5197	SELECTED TEXT. IND. ASSOC (CR)	0.12	---	↘ 0.12	16/08/2024	---	---	---	---	---	---	3252@0.119	---	---	---	---	---	---	6,210.52	0.108	0.164	55101020
15,842,391	1.51	---	---	---	15/07/2009	12/05/2000	5141	BITROS HOLDING SA (CR)	0.68	---	↘ 0.68	16/08/2024	---	---	---	---	---	780@0.645	1000@0.720	---	---	---	---	---	---	10,772.83	0.41	0.755	55102010
24,319,250	0.300	---	---	---	09/07/2002	04/07/2007	5165	PROODEFTIKH SA (CR)	0.22	8.91	€ 0.202	16/08/2024	0.22	0.22	0.22	0.22	0.22	1000@0.187	1500@0.218	---	---	13,000	4	2,860.00	5,350.24	0.2	0.4	50101010	
28,438,268	0.070	---	---	---	21/08/2006	24/11/1999	5253	SPIROY AGRICULTURE SA (CR)	0.132	---	↘ 0.132	16/08/2024	---	---	---	---	---	5000@0.132	5000@0.145	---	---	---	---	---	---	3,753.85	0.118	0.252	45102010
1,011,000	1.00	---	---	---	01/07/2004	11/12/2012	5193	TRIA ALFA SA (CR)	5.1	---	↘ 5.1	16/08/2024	---	---	---	---	---	200@4.60	40@5.10	---	2023	---	---	---	---	5,156.10	4.88	8.95	55101020

Suspension Status

12,417,000	0.310	---	---	---	27/08/2019	28/08/2017	5233	MLS MULTIMEDIA SA (CR)	0.57	---	↘ 0.57	12/05/2020	---	---	---	---	---	---	---	---	---	---	---	---	---	7,077.69	0.57	0.57	10101015	
6,330,002	0.300	---	---	---	25/06/2002	15/03/2019	5278	VARARESSOS (CR)	0.24	---	↘ 0.24	02/05/2023	---	---	---	---	---	---	---	---	---	---	---	---	---	---	1,519.20	0.24	0.24	55101020
3,961,300	1.28	---	---	---	29/06/2004	03/08/2000	5248	DUROS SA (CR)	0.25	---	↘ 0.25	24/04/2023	---	---	---	---	---	---	---	---	---	---	---	---	---	---	990.33	0.25	0.25	40204020
30,000,000	0.050	0.09	0.1	---	09/06/2023	11/06/2020	---	ENTERSOFT (CR)	8	---	↘ 8	16/08/2024	---	---	---	---	---	56474@8.00	---	---	---	---	---	---	---	---	240,000.00	5.68	8.2	10101015
7,125,216	0.650	---	---	---	01/07/2005	14/12/1999	4955	KRE.KA SA (CR)	0.28	---	↘ 0.28	06/04/2023	---	---	---	---	---	---	---	---	---	---	---	---	---	---	1,995.06	0.28	0.28	45102010
7,734,375	1.00	---	---	---	09/07/2007	07/01/2011	5277	LIVANIS SA (CR)	0.125	---	↘ 0.125	28/04/2023	---	---	---	---	---	---	---	---	---	---	---	---	---	---	966.80	0.125	0.125	40301030
10,203,575	0.730	---	---	---	16/07/2007	18/10/1999	---	FIERATEX SA (CR)	0.359	---	↘ 0.359	30/04/2024	---	---	---	---	---	---	---	---	---	---	---	---	---	---	3,663.08	0.335	0.538	55101020

Shares' Notes

Code	Note text
()	- Adjusted dividends.
*	- Last adjusted closing price.
[1]	- Net dividends.
[2]	- The "Date of Last Coupon" for New listings refers to the date company's stocks started to trade in Athex
[3]	- The Company Market Value is referred to the number of outstanding shares
[4]	- Sectors codification can be found in Appendix A
[5]	- The Market Value refers to the total number of shares listed (including their several classes) in the exchange by the company.
[6]	- P/E greater than 100
[7]	- Last view of the Order Book before the end of the trading session
[8]	- All Blocks Methods' Transactions Value are included.
4750	- Transfer to the Under Surveillance Category from 8/4/2011.
4955	- Transfer to the Surveillance Category as from 5/4/2013.
5093	- Transfer to the Surveillance Category as of 8/4/2015.
5141	- Transfer to the Surveillance Category as of 10/05/2017.
5160	- Transfer to the Surveillance Category as of 15/04/2016.
5165	- Transfer to the Surveillance Category as of 15/02/2018.
5193	- Transfer to the Surveillance Category as of 25/10/2018.
5197	- Transfer to the Surveillance Category as of 07/11/2018.
5232	- Transfer to the Under Surveillance Category from 08/04/2011.
5233	- Suspension of trading as of 13/05/2020.
5248	- Transfer to the Surveillance Category as of 06/09/20116.
5253	- Transfer to the Surveillance Category as of 14/5/2021.
5275	- Transfer to the Surveillance Category as of 09/07/2020.
5277	- Suspension of trading as of 02/05/2023.
5278	- Suspension of trading as of 03/05/2023.

Securities Blocks Details

Securities	Block Volume	Price	Block Trade Value	Time of approval	Note
NATIONAL BANK (CR)	110,000	8.13	894,300.00	16:10:12	20

Blocks Notes

- 9 - Method 6-1 / Special Fees
- 10 - Method 6-1 / Special Fees, SDS
- 14 - Method 6-3 / Settlement, Incomplete Buy and Sell
- 18 - Method 6-2 / SPOT 1
- 19 - Method 6-2 / SPOT 2
- 20 - Method 6-1 and Method 6-1 Same Day Settlement
- 21 - Other Pre-agreed

Shares Rights Details

Occured date	Exercise from	Exercise until	Trading until	Rights	Price min	Price max	Closing price	Last Bid	Last Ask	Volume	Trades	Transactions Value
--------------	---------------	----------------	---------------	--------	-----------	-----------	---------------	----------	----------	--------	--------	--------------------

No Rights Transactions.

Forced Sales Details

Securities	Category of Security	Transactions Volume	Number of Trades	Transactions Value	Note
------------	----------------------	------------------------	---------------------	-----------------------	------

No Forced Transactions.

Forced Sales Notes

- 1 - Compulsory Public Forced Sales
- 2 - Forced Sales of Fixed Registered Shares
- 3 - Forced Sales of Remaining Fractional Shares

Exchange Traded Funds (ETFs) Characteristics

	Transactions Date (T)	Creation / Redemption	Units (T-1)	New Units (T-1)	Redemption Units (T-1)	Units (T) [1]	Fund Assets [2]	Net Unit Price	Dividend per Unit	Dividend Date
ALPHA ETF FTSE Athex Large Cap	19/08/2024	5,000	971,502	---	---	971,502	33,901,600.00	34.8961	1.35	01/07/2024

ETFs Notes

[1] - Units (T) = Units (T-1) + New Units (T-1) - Redemption Units (T-1)

[2] - The Creation / Redemption Units of T-1 are included.

Non Convertible Corporate Bonds - Regulated Market

Num Listed Bonds	Nominal price	Issue price	Today's Rate	Exp. Date	Duration (years)	Note	Coupon		Trading Unit	Corporate Bonds	Accrued Int.	Yield.T.Mat	Price min	Price max	Closing price	Previous closing price/date	Volume	Transactions Value	Last order		ear min	Year max		
							Common	Preferred											Price	Buy / Sell			Date	
130,000	1,000.00	1,000.00	6.00	27/02/2029	5	---	1	---	1	INTRALOT S.A. (Non Convertible)	29.3333	5.4600	101.4000	101.4000	101.4000	101.4000	16/08/2024	9,000	9,390.00	101.2000	B	19/08/2024	100.0050	101.9000
320,000	1,000.00	1,000.00	3.40	21/07/2027	7	---	9	---	1	LAMDA DEVELOPMENT S.A. (Non Convertible)	2.8333	3.6360	98.0000	98.0000	98.0000	97.0000	16/08/2024	1,000	982.83	97.0000	B	19/08/2024	92.0000	98.0000
200,000	1,000.00	1,000.00	2.10	27/10/2027	7	---	8	---	1	O.P.A.P. S.A. (Non Convertible)	6.6500	3.5390	94.9900	94.9999	94.9900	95.0000	16/08/2024	4,000	3,826.30	93.2102	B	19/08/2024	90.5800	96.6000
200,000	1,000.00	1,000.00	1.90	23/03/2028	7	---	7	---	1	MOTOR OIL CORINTH REFINERIES SA (Non Convertible)	7.8111	3.7880	93.0501	93.3000	93.1569	93.2860	16/08/2024	7,000	6,575.66	93.3000	B	19/08/2024	90.8477	93.4500
100,000	1,000.00	1,000.00	2.95	11/02/2027	5	---	6	---	1	SAFE BULKERS PARTICIPATIONS PLC (Non Convertible)	0.7375	4.5990	95.4990	95.4990	95.4990	95.5000	16/08/2024	5,000	4,778.64	95.4000	B	19/08/2024	92.0000	97.0000
230,000	1,000.00	1,000.00	4.70	12/07/2029	7	---	5	---	1	LAMDA DEVELOPMENT S.A. (Non convertible)	5.2222	4.1610	100.0000	101.0000	100.5000	100.9800	16/08/2024	4,000	4,040.89	100.0000	B	19/08/2024	97.0000	101.5000
100,000	1,000.00	1,000.00	4.40	26/07/2029	7	---	5	---	1	CPLP SHIPPING HOLDINGS PLC (Non Convertible)	3.1778	4.4420	97.7501	98.7000	98.1501	99.4000	16/08/2024	3,000	2,954.04	98.5001	B	19/08/2024	95.0948	100.5000
199,375	1,000.00	1,000.00	3.60	12/03/2026	7	---	11	---	1	AEGEAN AIRLINES S.A. (Non Convertible)	16.2000	3.7260	98.7000	98.7500	98.7038	98.7500	16/08/2024	39,000	39,126.30	98.7000	B	19/08/2024	97.1458	99.6000
150,000	1,000.00	1,000.00	2.60	22/10/2026	7	---	10	---	1	TERNA ENERGY FINANCE S.A. (Non Convertible)	8.7389	3.9680	---	---	---	96.2000	16/08/2024	---	---	96.2010	B	19/08/2024	92.8293	97.9000
500,000	1,000.00	1,000.00	2.75	03/07/2027	7	---	9	---	1	GEK TERNA S.A. (Non Convertible)	3.7431	4.0570	94.7500	96.0000	95.3790	95.7730	16/08/2024	120,000	114,903.94	94.7701	B	19/08/2024	91.5500	96.0000
200,000	1,000.00	1,000.00	4.25	23/01/2029	5	---	2	---	1	AUTOHELLAS S.A. (Non Convertible)	3.4236	3.9690	100.4000	101.0000	100.7000	100.4820	16/08/2024	2,000	2,020.85	100.4000	B	19/08/2024	97.5000	101.0000
120,000	1,000.00	1,000.00	3.95	04/04/2025	7	---	13	---	1	GEK TERNA S.A. (Non Convertible)	15.2514	3.8200	99.4002	99.5000	99.4770	99.9400	13/08/2024	13,000	13,130.27	99.5000	B	19/08/2024	98.1282	100.1000
100,000	1,000.00	1,000.00	2.70	25/05/2026	5	---	7	---	1	COSTAMARE PARTICIPATIONS PLC (Non Convertible)	6.4500	3.8520	96.6500	97.5000	97.5000	98.9000	16/08/2024	21,000	20,449.50	96.8100	B	19/08/2024	94.2567	99.2686
300,000	1,000.00	1,000.00	2.30	20/07/2028	7	---	7	---	1	PRODEA REIC S.A.(Non Convertible)	1.9167	4.6180	91.0000	91.4000	91.0978	91.4180	16/08/2024	37,000	33,777.12	91.0000	B	19/08/2024	86.1234	92.3500
150,000	1,000.00	1,000.00	2.65	22/10/2026	5	---	6	---	1	CPLP SHIPPING HOLDINGS PLC (Non Convertible)	8.9069	4.4050	95.4000	95.8000	95.8000	95.7400	16/08/2024	34,000	32,786.83	95.6000	B	19/08/2024	93.0000	95.9000
250,000	1,000.00	1,000.00	2.45	16/11/2028	7	---	6	---	1	ELVALHALCOR S.A. (Non Convertible)	6.6014	4.1730	92.6500	93.6997	92.6667	93.0000	16/08/2024	60,000	56,111.08	92.6000	B	19/08/2024	88.4206	97.3000
120,000	1,000.00	1,000.00	2.65	06/12/2028	7	---	6	---	1	NOVAL PROPERTY REIC (Non Convertible)	5.5944	4.3530	92.6000	93.4999	92.6000	93.0000	16/08/2024	58,000	54,151.48	92.6500	B	19/08/2024	88.5000	94.2749
300,000	1,000.00	1,000.00	2.30	14/12/2028	7	---	6	---	1	GEK TERNA S.A. (Non Convertible)	4.3444	4.3920	89.7659	91.5999	91.3000	91.5000	14/08/2024	41,000	37,334.84	90.0001	B	19/08/2024	86.5021	92.7400

Corporate Bonds Notes

Transactions Volume = (Pieces) * (Nominal Price). Transactions Value = (Pieces) * (Nominal Price) * (price %) + (Accrued interest).

The price of a Bond is stated as a percentage (%) of Bond's Nominal Price.

Nominal Price in Euros (€), except if it is noted differently.

Non Convertible Corporate Bonds - Regulated Market

Num Listed Bonds	Nominal price	Issue price	Today's Rate	Exp. Date	Duration (years)	Note	Coupon		Trading Unit	Corporate Bonds	Accrued Int.	Yield.T.Mat	Price min	Price max	Closing price	Previous closing price/date	Volume	Transactions Value	Last order			ear min	Year max	
							Common	Preferred											Price	Buy / Sell	Date			
100,000	1,000.00	1,000.00	2.80	25/01/2027	5	---	6	---	1	PREMIA S.A. (Non Convertible)	2.1000	4.6960	---	---	---	95.0470	14/08/2024	---	---	94.4001	B	19/08/2024	90.9974	97.8048
500,000	1,000.00	1,000.00	4.00	10/07/2030	7	---	3	---	1	METLEN ENERGY & METALS S.A. (Non Convertible)	4.6667	3.7260	100.3500	100.6500	100.5183	100.2000	16/08/2024	262,000	264,580.65	100.3701	B	19/08/2024	98.3001	101.5000
100,000	1,000.00	1,000.00	5.50	15/12/2028	5	---	2	---	1	IDEAL HOLDINGS S.A. (Non Convertible)	9.9306	4.6900	102.2999	102.3000	102.3000	102.2500	16/08/2024	105,000	108,457.71	101.8500	B	19/08/2024	100.6502	104.1000

Corporate Bonds Notes

Transactions Volume = (Pieces) * (Nominal Price). Transactions Value = (Pieces) * (Nominal Price) * (price %) + (Accrued interest).

The price of a Bond is stated as a percentage (%) of Bond's Nominal Price.

Nominal Price in Euros (€), except if it is noted differently.

Government Bonds

Number Listed Bonds	Nominal price	Today's Rate	Accrued Interest Calc	Exp. Date [1]	Duration (years)	Note	Coupons Date	Curr. coupon value	Trading Unit	Government Bonds	Price min	Price max	Closing price	Previous closing price/date	Volume	Transactions Value	Price	Last order Buy / Sell	Date
3,000,000	1,000.00	4.13	Actual/Actual	15/06/2054	30	---	15/06	4.13	1	GGB-FXD-150654-30Y-4.125-1.000	---	---	---	---	---	---	---	---	---
4,700,000	1,000.00	1.88	Actual/Actual	04/02/2035	15	---	04/02	1.88	1	GGB-FXD-040235-15Y-1.875-1.000	---	---	---	---	---	---	---	---	---
6,000,000	1,000.00	0.75	Actual/Actual	18/06/2031	10	---	18/06	0.75	1	GGB-FXD-180631-10Y-0.750-1.000	---	---	---	---	---	---	---	---	---
3,600,000	1,000.00	3.88	Actual/Actual	15/06/2028	5	---	15/06	3.88	1	GGB-FXD-150628-05Y-3.875-1.000	---	---	---	---	---	---	---	---	---
5,962,747,327	1.00	3.75	Actual/Actual	30/01/2028	10	---	/02 - 01/02 - 31/	3.75	1	GGB-FXD-300128-10Y-3.750-1.000	---	---	---	85.4610 13/07/2018	---	---	1.0000	B	28/11/2018
7,067,309,386	1.00	3.90	Actual/Actual	30/01/2033	15	---	/02 - 01/02 - 31/	3.90	1	GGB-FXD-300133-15Y-3.900-1.000	---	---	---	78.6730 13/07/2018	---	---	1.0000	B	28/11/2018
5,622,848,349	1.00	4.00	Actual/Actual	30/01/2037	19	---	/02 - 01/02 - 31/	4.00	1	GGB-FXD-300137-19Y-4.000-1.000	---	---	---	77.0370 13/07/2018	---	---	1.0000	B	28/11/2018
5,476,770,669	1.00	4.20	Actual/Actual	30/01/2042	24	---	/02 - 01/02 - 31/	4.20	1	GGB-FXD-300142-24Y-4.200-1.000	---	---	---	77.7640 13/07/2018	---	---	1.0000	B	28/11/2018
4,450,000	1,000.00	3.38	Actual/Actual	15/06/2034	10	---	15/06	3.38	1	GGB-FXD-150634-10Y-3.375-1.000	---	---	---	---	---	---	---	---	---
40,248,141	1.00	4.30	Actual/Actual	24/02/2025	13	---	24/02	4.30	1	GGB-FXD-240225-13Y-2.000-1.000	---	---	---	10.0000 22/06/2015	---	---	---	---	---
59,586,043	1.00	4.30	Actual/Actual	24/02/2026	14	---	24/02	4.30	1	GGB-FXD-240226-14Y-2.000-1.000	---	---	---	10.0000 22/06/2015	---	---	---	---	---
41,118,344	1.00	4.30	Actual/Actual	24/02/2027	15	---	24/02	4.30	1	GGB-FXD-240227-15Y-2.000-1.000	---	---	---	10.0000 22/06/2015	---	---	---	---	---
45,137,734	1.00	4.30	Actual/Actual	24/02/2028	16	---	24/02	4.30	1	GGB-FXD-240228-16Y-2.000-1.000	---	---	---	10.0000 22/06/2015	---	---	---	---	---
61,768,888	1.00	4.30	Actual/Actual	24/02/2029	17	---	24/02	4.30	1	GGB-FXD-240229-17Y-2.000-1.000	---	---	---	10.0000 22/06/2015	---	---	---	---	---
54,567,744	1.00	4.30	Actual/Actual	24/02/2030	18	---	24/02	4.30	1	GGB-FXD-240230-18Y-2.000-1.000	---	---	---	10.0000 22/06/2015	---	---	---	---	---
37,541,515	1.00	4.30	Actual/Actual	24/02/2031	19	---	24/02	4.30	1	GGB-FXD-240231-19Y-2.000-1.000	---	---	---	10.0000 22/06/2015	---	---	---	---	---
37,558,317	1.00	4.30	Actual/Actual	24/02/2032	20	---	24/02	4.30	1	GGB-FXD-240232-20Y-2.000-1.000	---	---	---	10.0000 22/06/2015	---	---	---	---	---
37,473,732	1.00	4.30	Actual/Actual	24/02/2033	21	---	24/02	4.30	1	GGB-FXD-240233-21Y-2.000-1.000	---	---	---	10.0000 22/06/2015	---	---	---	---	---
33,888,293	1.00	4.30	Actual/Actual	24/02/2034	22	---	24/02	4.30	1	GGB-FXD-240234-22Y-2.000-1.000	---	---	---	10.0000 22/06/2015	---	---	---	---	---
35,177,800	1.00	4.30	Actual/Actual	24/02/2035	23	---	24/02	4.30	1	GGB-FXD-240235-23Y-2.000-1.000	---	---	---	10.0000 22/06/2015	---	---	---	---	---
35,547,268	1.00	4.30	Actual/Actual	24/02/2036	24	---	24/02	4.30	1	GGB-FXD-240236-24Y-2.000-1.000	---	---	---	10.0000 22/06/2015	---	---	---	---	---
40,246,306	1.00	4.30	Actual/Actual	24/02/2037	25	---	24/02	4.30	1	GGB-FXD-240237-25Y-2.000-1.000	---	---	---	10.0000 22/06/2015	---	---	---	---	---
37,643,952	1.00	4.30	Actual/Actual	24/02/2038	26	---	24/02	4.30	1	GGB-FXD-240238-26Y-2.000-1.000	---	---	---	10.0000 22/06/2015	---	---	---	---	---
36,977,100	1.00	4.30	Actual/Actual	24/02/2039	27	---	24/02	4.30	1	GGB-FXD-240239-27Y-2.000-1.000	---	---	---	10.0000 22/06/2015	---	---	---	---	---
41,615,000	1.00	4.30	Actual/Actual	24/02/2040	28	---	24/02	4.30	1	GGB-FXD-240240-28Y-2.000-1.000	---	---	---	10.0000 22/06/2015	---	---	---	---	---
42,227,208	1.00	4.30	Actual/Actual	24/02/2041	29	---	24/02	4.30	1	GGB-FXD-240241-29Y-2.000-1.000	---	---	---	10.0000 22/06/2015	---	---	---	---	---
68,288,487	1.00	4.30	Actual/Actual	24/02/2042	30	---	24/02	4.30	1	GGB-FXD-240242-30Y-2.000-1.000	---	---	---	10.0000 22/06/2015	---	---	---	---	---
4,250,000	1,000.00	3.88	Actual/Actual	12/03/2029	10	---	12/03	3.88	1	GGB-FXD-120329-10Y-3.875-1.000	---	---	---	---	---	---	100.0000	B	15/10/2019
4,500,000	1,000.00	0.00	Actual/Actual	12/02/2026	5	---	12/02	0.00	1	GGB-FXD-120226-05Y-3.000-1.000	---	---	---	---	---	---	---	---	---
2,209,163	1,000.00	3.38	Actual/Actual	15/02/2025	7	---	15/02	3.38	1	GGB-FXD-150225-07Y-3.375-1.000	---	---	---	---	---	---	---	---	---
964,000	1,000.00	3.25	Actual/Actual	20/03/2025	6	---	20/03	3.25	1	GGB-FXD-200325-06Y-3.250-1.000	---	---	---	---	---	---	---	---	---
2,100,000	1,000.00	3.55	Actual/Actual	20/03/2026	7	---	20/03	3.55	1	GGB-FXD-200326-07Y-3.550-1.000	---	---	---	---	---	---	---	---	---
5,500,000	1,000.00	1.50	Actual/Actual	18/06/2030	10	---	18/06	1.50	1	GGB-FXD-180630-10Y-1.500-1.000	---	---	---	---	---	---	---	---	---
3,500,000	1,000.00	4.38	Actual/Actual	18/07/2038	15	---	18/07	4.38	1	GGB-FXD-180738-15Y-4.375-1.000	---	---	---	---	---	---	---	---	---

Government Bonds Notes

Transactions Volume = (Pieces) * (Nominal Price). Transactions Value = (Pieces) * (Nominal Price) * (price %) + (Accrued interest).

The Value of current coupon for the issues with NV 0.01 euro refers to NV 100 euros

FLR: Floating Interest Rate.

[1] - The Expiration Date of the interest bearing period and the Date for coupon payment.

Government Bonds

Number Listed Bonds	Nominal price	Today's Rate	Accrued Interest Calc	Exp. Date [1]	Duration (years)	Note	Coupons Date	Curr. coupon value	Trading Unit	Government Bonds	Price min	Price max	Closing price	Previous closing price/date	Volume	Transactions Value	Price	Last order Buy / Sell	Date
40,000	1,000.00	4.67	FLR	Actual/360	18/09/2024	1	---	18/09 - 19/03	---	1	GGB-FLT-180924-01Y-4.670-1.000	---	---	---	---	---	---	---	---
5,364,250	1,000.00	3.25		Actual/Actual	20/03/2050	30	---	20/03	3.25	1	GGB-FXD-200350-30Y-3.250-1.000	---	---	---	---	---	---	---	---
3,924,361	1,000.00	2.00		Actual/Actual	22/04/2027	7	---	22/04	2.00	1	GGB-FXD-220427-07Y-2.000-1.000	---	---	---	---	---	99.9000	B	22/04/2020
2,500,000	1,000.00	1.88		Actual/Actual	23/07/2026	7	---	23/07	1.88	1	GGB-FXD-230726-07Y-1.875-1.000	---	---	---	---	---	---	---	---
4,900,000	1,000.00	4.25		Actual/Actual	15/06/2033	10	---	15/06	4.25	1	GGB-FXD-150633-10Y-4.250-1.000	---	---	---	---	---	---	---	---
3,500,000	1,000.00	1.88		Actual/Actual	24/01/2052	30	---	24/01	1.88	1	GGB-FXD-240152-30Y-1.875-1.000	---	---	---	---	---	---	---	---
3,700,000	1,000.00	1.75		Actual/Actual	18/06/2032	10	---	18/06	1.75	1	GGB-FXD-180632-10Y-1.750-1.000	---	---	---	---	---	---	---	---
2,200,000	1,000.00	1.13	FLR	Actual/360	15/12/2027	5	---	- 15/12 - 15/03 -	---	1	GGB-FLT-151227-05Y-1.130-1.000	---	---	---	---	---	102.1600	B	30/12/2022

Government Bonds Notes

Transactions Volume = (Pieces) * (Nominal Price). Transactions Value = (Pieces) * (Nominal Price) * (price %) + (Accrued interest).

The Value of current coupon for the issues with NV 0.01 euro refers to NV 100 euros

FLR: Floating Interest Rate.

[1] - The Expiration Date of the interest bearing period and the Date for coupon payment.

Treasury Bills & Zero Coupon Government Bonds

Issue Date	13-Week Maturity									26-Week Maturity									52-Week Maturity								
	Exp. Date	Initial Rate	Num Listed Bonds	Nominal price	Issue price	Last Trade Price	Last Trade Date	Volume Traded	Note	Exp. Date	Initial Rate	Num Listed Bonds	Nominal price	Issue price	Last Trade Price	Last Trade Date	Volume Traded	Note	Exp. Date	Initial Rate	Num Listed Bonds	Nominal price	Issue price	Last Trade Price	Last Trade Date	Volume Traded	Note
08/09/2023	---	---	---	---	---	---	---	---	---	---	---	---	---	---	---	---	---	---	06/09/2024	3.81	812,500	1,000.00	962.90	---	---	---	---
08/12/2023	---	---	---	---	---	---	---	---	---	---	---	---	---	---	---	---	---	---	06/12/2024	3.70	600,000	1,000.00	963.90	---	---	---	---
08/03/2024	---	---	---	---	---	---	---	---	---	---	---	---	---	---	---	---	---	---	07/03/2025	3.73	812,500	1,000.00	963.70	---	---	---	---
07/06/2024	---	---	---	---	---	---	---	---	---	---	---	---	---	---	---	---	---	---	06/06/2025	3.34	600,000	1,000.00	967.30	---	---	---	---

Bonds in Circulation	Currency / Min nominal traded Value	Coupons Payment Date	Current Coupon Value	Note	Coupon	Trading Unit	Issue Date	Duration (years)	Today's Interest	A.I.C in days	Bonds	Last price of previous days		Last Outcry in Cash (euro)		Trades in Pieces	Life min	Life Max	
												Price	Buy / Sell	Price	Buy / Sell				
Corporate Bonds in Foreign Currency and Euro																			
103,746	GBP / 10	01/12	0.25	---	65	1	01/12/1930	98	2.5	360	National Mortgage Bank	2.27	05/02/1996	2.27	S	05/02/1996	---	2.27	2.27
0	GBP / 10	01/12	0.25	---	67	1	01/12/1928	100	2.5	360	National Mortgage Bank	---	---	---	---	---	---	---	---

Government Bonds Notes

A.I.C: Accrued Interest Calculation base.

FLR: Floating Interest Rate.

The minimum tradeable Nominal Value for all Demeterialised Government Titles is 100 Euros.

(μφρ-0)

Athex & ATHEXClear Members List

Member Name				Stock Market			Derivatives Market		ATHEXClear Member	
	Address	Phone	Fax	Market Member	Remote Member	Market Maker	Proprietary	Market Maker	General Clearing	Direct Clearing
A. SARRIS SECURITIES S.A.				a						
6, ΔΡΑΓΑΤΣΑΝΙΟΥ 6 ΑΘΗΝΑ	2103367700									
ΑΕΟΝIC SECURITIES C.I.F. P.L.C.				a						
, ΛΑΪΟΥ 6, ΓΡ. 301B, ANNA COURT	35725337600									
ALPHA BANK S.A.									a	
, ΣΤΑΔΙΟΥ 40 ΑΘΗΝΑ	2103260000									
ALPHA FINANCE INVESTMENT SERVICES SINGLE MEMBER SA				a		a	a	a		a
5, ΠΑΝΕΠΙΣΤΗΜΙΟΥ 45 ΑΘΗΝΑ	2103677400									
ARGUS STOCKBROKERS LTD				a	a		a			
25, 25 ΛΕΩΦΟΡΟΣ ΔΗΜΟΣΘΕΝΗ ΣΕΒΕΡΗ	0035722717000									
ATHLOS CAPITAL INVESTMENT SERVICES LTD					a					
, 17 STASINOU AVENUE, BEDIZIA TOWER, 6TH & 7TH FL.	35722110777									
ATLANTIC SECURITIES LTD				a	a					
37, ΠΡΟΔΡΟΜΟΥ 37	0035722445400									
AXON SECURITIES S.A.				a			a			
48, ΣΤΑΔΙΟΥ 48 ΑΘΗΝΑ	2103363800									
BETA SECURITIES S.A.				a		a	a			a
29, ΑΛΕΞΑΝΔΡΑΣ 29 ΑΘΗΝΑ	210 6478900									
BNP PARIBAS S.A.									a	
, ΛΑΜΨΑΚΟΥ 2 ΑΘΗΝΑ	2107468525									
BOFA SECURITIES EUROPE SA				a	a					
, 51 RUE LA BOÉTIE	+33 153655555									
CAPITAL SECURITIES S.A.				a			a			
58, ΜΗΤΡΟΠΟΛΕΩΣ 58 ΑΘΗΝΑ	2103369700									
CITIGROUP GLOBAL MARKETS EUROPE AG				a	a					
16, REUTERWEG 16	+49 691366-0									
CITIGROUP GLOBAL MARKETS LIMITED				a						
1, 33 CANADA SQUARE - CANARY WHARF	+44 02079864000									
CREDIT SUISSE BANK (EUROPE), S.A.				a						
, CALLE AYALA 42, 3A PLANTA-B MADRID	+34917916000									
CREDIT SUISSE SECURITIES (EUROPE) LIMITED				a						
1, ONE CABOT SQUARE LONDON	+44 2078888888									
CYCLOS SECURITIES S.A.				a			a			
39, ΧΑΡΙΛΑΟΥ ΤΡΙΚΟΥΠΗ 6-8-10 ΑΘΗΝΑ	2103364300									
DEUTSCHE BANK S.A.					a					
1, GREAT WINCHESTER STREET LONDON	+44 20 754 54209	00441133361437								
EUROBANK EQUITIES INVESTMENT FIRM SINGLE MEMBER SA				a		a	a	a		a
, ΦΙΛΕΛΗΝΩΝ 10 & ΞΕΝΟΦΩΝΤΟΣ 13 ΑΘΗΝΑ	2103720425									
EUROBANK S.A.									a	
, ΟΘΩΝΟΣ 8 ΑΘΗΝΑ	2144043907									
EUROCORP INVESTMENT SERVICES S.A.				a			a			a
14, ΠΛ.ΦΙΛΙΚΗΣ ΕΤΑΙΡΕΙΑΣ 14 ΑΘΗΝΑ	2107263600									
EUROTRUST INVESTMENT FIRM SA				a						
113, ΣΕΒΑΣΤΟΥΠΟΛΕΩΣ 113 ΑΘΗΝΑ	2103363100									
EUROXX SECURITIES S.A.				a		a	a	a		a
7, ΠΑΛΑΙΟΛΟΓΟΥ ΧΑΛΑΝΔΡΙ	(210)-6879400	(210)-6879401								
7, ΠΑΛΕΟΛΟΓΟΥ ΧΑΛΑΝΔΡΙ	+30 2106879400	210-6879401								
FREEDOM FINANCE EUROPE LTD				a	a					
, ΧΡΙΣΤΑΚΗ ΚΡΑΝΟΥ 20	035725257786									
G. A. PERVANAS SECURITIES- INVESTMENT SERVICES S.A.				a						
7-9, ΣΟΦΟΚΛΕΟΥΣ 7-9 ΑΘΗΝΑ	2103727200									
GLOBAL CAPITAL SECURITIES & FINANCIAL SERVICES LTD				a	a					
50, ΛΑΡΧΙΕΠΙΣΚΟΠΟΥ ΜΑΚΑΡΙΟΥ Γ50	0035722710710									
GREENPOST TRADING EUROPE LTD				a	a					
, ΚΙΜΩΝΟΣ 3, ACROPOLIS MANSIONS, 2ND FLOOR, FLAT/OFFICE 202	035722521389									
HELLENIC AMERICAN SECURITIES S.A.				a		a	a			a
27, ΑΝΔΡΕΑ ΠΑΠΑΝΔΡΕΟΥ 27 ΜΑΡΟΥΣΙ	2103311100									
HELLENIC BANK (INVESTMENTS) LTD					a					
, ΑVE.ΚΥΡΙΑΚΟΥ ΜΑΤΣΙ 31 - ΡΟ BOX 24747 NICOSIA	+357 22500100	357 22500110								
HSBC CONTINENTAL EUROPE									a	
109-111, ΑΜΕΣΟΓΕΙΩΝ 109-111	2106960000									
INDEX SECURITIES S.A.				a						
6, ΔΡΑΓΑΤΣΑΝΙΟΥ 6 ΑΘΗΝΑ	2103213920									

Athex & ATHEXClear Members List

Member Name				Stock Market			Derivatives Market		ATHEXClear Member	
	Address	Phone	Fax	Market Member	Remote Member	Market Maker	Proprietary	Market Maker	General Clearing	Direct Clearing
J. CHR. MAVRIKIS SECURITIES S.A.				a						
5, ΣΟΦΟΚΛΕΟΥΣ 5 ATHINA	2103216730									
KAPPA SECURITIES S.A.				a			a			
15, ΒΑΛΑΩΡΙΤΟΥ 15 ATHINA	2103678600									
KARAMANOF SECURITIES & INVESTMENT SERVICES S.A.				a						
2, ΠΛ.ΑΓ.ΘΕΟΔΩΡΩΝ 2 ATHINA	2103212947									
LAIKI FINANCIAL SERVICES LTD					a					
26, AVE. VYRONOS NICOSIA	357 22367367	357 22718567								
LEON DEPOLAS SECURITIES S.A.				a		a	a			
1, ΧΡΗΣΤΟΥ ΛΑΔΑ 1 ATHINA	2103213276 -28									
MEGA EQUITY SECURITIES & FINANCIAL SERVICES PUBLIC LTD				a	a		a			
42-44, ΛΕΩΦ.ΓΡΙΒΑ ΔΙΓΕΝΗ 42-44	0035722711711									
MERIT SECURITIES S.A				a		a	a			a
5, ΣΟΦΟΚΛΕΟΥΣ 5 ATHINA	2141008814									
MERRILL LYNCH INTERNATIONAL				a						
2, 2 KING EDWARD STREET LONDON	+44 20276281000									
N. CHRYSOCHOIDIS STOCK BROKERAGE I.S.S.A.				a			a			a
7-9, ΣΟΦΟΚΛΕΟΥΣ 7-9 ATHINA	2103213913									
NATIONAL BANK OF GREECE S.A.				a		a	a		a	
86, ΑΙΟΛΟΥ STR. ATHINA	(210)-3341000	(210)-3228187								
68, ΑΚΑΔΙΜΙΑΣ STR. ATHINA	(210)-3328817	(210)-3328678								
NATIONAL SECURITIES SINGLE MEMBER SA				a		a	a	a		
66, ΛΕΩΦΟΡΟΣ ΑΘΗΝΩΝ 128-132 & ΙΦΙΓΕΝΙΑΣ ATHINA	2103328784									
NUNTIUS BROKERAGE AND INVESTMENT SERVICES SINGLE MEMBER S.A.				a			a			
6, ΔΡΑΓΑΤΣΑΝΙΟΥ 6 ATHINA	2103350599									
ONE PLUS CAPITAL LIMITED				a	a					
, 75 PRODROMOU AVENUE NICOSIA 1307	35722873760									
OPTIMA BANK S.A.				a		a	a	a	a	
, ΑΙΓΙΑΛΕΙΑΣ 32 & ΠΑΡΑΔΕΙΣΟΥ ΜΑΡΟΥΣΙ	210 8173000									
PANCRETA BANK S.A									a	
, ΙΚΑΡΟΥ 5	2810338746									
PANTELAKIS SECURITIES S.A.				a		a	a	a		
57, ΕΘΝΙΚΗΣ ΑΝΤΙΣΤΑΣΕΩΣ 57, ΚΤΙΠΙΟ Β CHALANDRI	2106965000									
PIRAEUS BANK S.A.				a			a		a	
, ΑΜΕΡΙΚΗΣ 4 ATHINA	2103335000									
PIRAEUS SECURITIES S. A.				a		a	a	a		a
10, ΣΤΑΔΙΟΥ 10 ATHINA	2103354100									
PROCHOICE SECURITIES LTD				a	a					
57, ΛΕΩΦ.ΣΠΥΡΟΥ ΚΥΠΡΙΑΝΟΥ 57, ΑΚΙΝΗΤΑ Φ	035724661192									
SHARELINK SECURITIES & FINANCIAL SERVICES LTD				a			a			
6, HOUSE-ΘΕΟΤΟΚΗ 6 ΜΕΓΑΡΟ ΕΛΛΗΝΑ	+357 22554200									
SOCIETE GENERALE S.A.				a	a		a			
, 17 COURS VALMY, CEDEX	+157290504									
SOLIDUS SECURITIES S.A				a			a			a
64, ΛΟΥΙΖΗΣ ΠΙΑΝΚΟΥΡ 64 ATHINA	2106900600									
ST. EM. LAVRENTAKIS SECURITIES S.A.				a						
7-9, ΣΟΦΟΚΛΕΟΥΣ 7-9 ATHINA	2103213336									
THE CYPRUS INVESTMENT & SECURITIES CORPORATION LTD				a	a					
154, 1 AG. PROKOPIOU & POSIDONOS 1ST FLOOR	0035722121700									
UBS EUROPE SE				a	a					
, OPERNTURM, BOCKENHEIMER LANDSTRASSE 2-4	496921790									
UBS LIMITED					a					
1, FINSBURY AVENUE LONDON	+44 2075687135									
VIGOR FINANCE INVESTMENT SERVICES S.A.				a			a			
, ΨΥΧΑΡΗ 14 Ν. PSYCHIKO	2106718400									

List of Stocks under Market Making operations

Securities	Market Maker	Start Market Making	Stock Category	Suspension Status
MLS MULTIMEDIA SA (CR)				
	PIRAEUS SECURITIES S. A.	01/08/2019		
ALPHA ETF FTSE Athex Large Cap			Exchange Traded Funds (ETFs)	
	ALPHA FINANCE INVESTMENT SERVICES SINGLE MEMBER SA	02/01/1900		
	NATIONAL SECURITIES SINGLE MEMBER SA	02/01/1900		
ADMIE (IPTO) HOLDING S.A. (CR)			Main Market	
	EUROBANK EQUITIES INVESTMENT FIRM SINGLE MEMBER SA	24/05/2021		
	HELLENIC AMERICAN SECURITIES S.A.	09/03/2020		
	PIRAEUS SECURITIES S. A.	29/06/2017		
AEGEAN AIRLINES (CR)			Main Market	
	EUROBANK EQUITIES INVESTMENT FIRM SINGLE MEMBER SA	22/09/2020		
ALPHA SERVICES HOLD (CR)			Main Market	
	ALPHA FINANCE INVESTMENT SERVICES SINGLE MEMBER SA	29/02/2016		
	EUROBANK EQUITIES INVESTMENT FIRM SINGLE MEMBER SA	22/10/2006		
	HELLENIC AMERICAN SECURITIES S.A.	25/07/2014		
	LEON DEPOLAS SECURITIES S.A.	04/01/2016		
	MERIT SECURITIES S.A	03/09/2012		
	NATIONAL SECURITIES SINGLE MEMBER SA	02/01/1900		
	PIRAEUS SECURITIES S. A.	28/05/2009		
ALPHA TRUST HOLDINGS (CR)			Main Market	
	EUROBANK EQUITIES INVESTMENT FIRM SINGLE MEMBER SA	06/02/2023		
	LEON DEPOLAS SECURITIES S.A.	04/01/2021		
ALUMIL (CR)			Main Market	
	PIRAEUS SECURITIES S. A.	31/07/2023		
ANDROMEDA SA (CR)			Main Market	
	BETA SECURITIES S.A.	15/02/2021		
	OPTIMA BANK S.A.	03/04/2023		
ATHENS INTL AIRPORT (CR)			Main Market	
	PIRAEUS SECURITIES S. A.	03/06/2024		
ATTICA BANK S.A. (CR)			Main Market	
	EUROXX SECURITIES S.A.	22/01/2016		
AUSTRIACARD (CB)			Main Market	
	BETA SECURITIES S.A.	23/03/2023		
	EUROXX SECURITIES S.A.	10/06/2024		
	PIRAEUS SECURITIES S. A.	02/08/2024		
AUTOHELLAS SA (CR)			Main Market	
	ALPHA FINANCE INVESTMENT SERVICES SINGLE MEMBER SA	01/07/2019		
	EUROXX SECURITIES S.A.	02/07/2018		
AVAX S.A. (CR)			Main Market	
	EUROBANK EQUITIES INVESTMENT FIRM SINGLE MEMBER SA	14/12/2015		
	OPTIMA BANK S.A.	04/09/2023		
	PIRAEUS SECURITIES S. A.	01/02/2021		
AVE (CR)			Main Market	
	EUROXX SECURITIES S.A.	05/06/2020		
BRIO PROPERTIES (CR)			Main Market	
	EUROBANK EQUITIES INVESTMENT FIRM SINGLE MEMBER SA	09/09/2019		
	LEON DEPOLAS SECURITIES S.A.	22/02/2021		
	PIRAEUS SECURITIES S. A.	05/02/2024		
CC HBC AG (CR)			Main Market	
	BETA SECURITIES S.A.	08/03/2021		
	NATIONAL SECURITIES SINGLE MEMBER SA	02/01/1900		
	PIRAEUS SECURITIES S. A.	04/05/2015		
CENERGY HOLDINGS (CB)			Main Market	
	ALPHA FINANCE INVESTMENT SERVICES SINGLE MEMBER SA	02/01/2016		
	EUROBANK EQUITIES INVESTMENT FIRM SINGLE MEMBER SA	02/01/2016		
	OPTIMA BANK S.A.	14/03/2022		
	PANTELAKIS SECURITIES S.A.	27/12/2022		
CNL CAPITAL (CR)			Main Market	
	MERIT SECURITIES S.A	01/10/2018		
DIMAND (CR)			Main Market	
	ALPHA FINANCE INVESTMENT SERVICES SINGLE MEMBER SA	08/08/2022		
	EUROBANK EQUITIES INVESTMENT FIRM SINGLE MEMBER SA	08/08/2022		
	PANTELAKIS SECURITIES S.A.	15/05/2023		
EKTER SA (CR)			Main Market	
	BETA SECURITIES S.A.	26/09/2022		
	EUROBANK EQUITIES INVESTMENT FIRM SINGLE MEMBER SA	16/10/2017		
	LEON DEPOLAS SECURITIES S.A.	21/05/2018		
ELASTRON (CR)			Main Market	
	LEON DEPOLAS SECURITIES S.A.	20/02/2017		

List of Stocks under Market Making operations

Securities	Stock Category
Market Maker	Start Market Making
ELLAKTOR (CR)	Main Market
ALPHA FINANCE INVESTMENT SERVICES SINGLE MEMBER SA	18/03/2019
EUROBANK EQUITIES INVESTMENT FIRM SINGLE MEMBER SA	01/06/2012
EUROXX SECURITIES S.A.	24/09/2018
NATIONAL SECURITIES SINGLE MEMBER SA	02/01/1900
PIRAEUS SECURITIES S. A.	22/10/2018
ELTON SA (CR)	Main Market
OPTIMA BANK S.A.	30/01/2023
ELVALHALCOR (CR)	Main Market
ALPHA FINANCE INVESTMENT SERVICES SINGLE MEMBER SA	07/05/2018
BETA SECURITIES S.A.	09/01/2023
EUROBANK EQUITIES INVESTMENT FIRM SINGLE MEMBER SA	07/05/2018
EUROBANK HOLDINGS (CR)	Main Market
ALPHA FINANCE INVESTMENT SERVICES SINGLE MEMBER SA	09/01/2006
EUROBANK EQUITIES INVESTMENT FIRM SINGLE MEMBER SA	01/06/2012
HELLENIC AMERICAN SECURITIES S.A.	25/07/2014
LEON DEPOLAS SECURITIES S.A.	30/11/2018
MERIT SECURITIES S.A.	06/11/2017
NATIONAL SECURITIES SINGLE MEMBER SA	02/01/1900
PIRAEUS SECURITIES S. A.	28/09/2009
EUROCONSULTANTS S.A. (CR)	Main Market
EUROBANK EQUITIES INVESTMENT FIRM SINGLE MEMBER SA	22/07/2014
OPTIMA BANK S.A.	01/02/2023
EYDAP S.A. (CR)	Main Market
ALPHA FINANCE INVESTMENT SERVICES SINGLE MEMBER SA	27/01/2020
EUROBANK EQUITIES INVESTMENT FIRM SINGLE MEMBER SA	10/06/2019
FOURLIS (CR)	Main Market
EUROBANK EQUITIES INVESTMENT FIRM SINGLE MEMBER SA	01/12/2016
PIRAEUS SECURITIES S. A.	06/03/2017
GEK TERNA (CR)	Main Market
BETA SECURITIES S.A.	08/03/2021
EUROBANK EQUITIES INVESTMENT FIRM SINGLE MEMBER SA	24/05/2021
PIRAEUS SECURITIES S. A.	29/08/2019
GR. SARANTIS S.A. (CR)	Main Market
BETA SECURITIES S.A.	14/05/2012
EUROBANK EQUITIES INVESTMENT FIRM SINGLE MEMBER SA	24/10/2016
PIRAEUS SECURITIES S. A.	02/04/2024
HELLENIC EXCHANGES-A.S.E. (CR)	Main Market
HELLENIC AMERICAN SECURITIES S.A.	01/09/2014
NATIONAL SECURITIES SINGLE MEMBER SA	02/01/1900
PIRAEUS SECURITIES S. A.	04/05/2015
HELLENIQ ENERGY (CR)	Main Market
ALPHA FINANCE INVESTMENT SERVICES SINGLE MEMBER SA	07/11/2023
EUROBANK EQUITIES INVESTMENT FIRM SINGLE MEMBER SA	01/11/2023
HELLENIC AMERICAN SECURITIES S.A.	14/09/2015
PIRAEUS SECURITIES S. A.	20/03/2017
IDEAL HOLDINGS (CR)	Main Market
EUROBANK EQUITIES INVESTMENT FIRM SINGLE MEMBER SA	07/06/2021
PIRAEUS SECURITIES S. A.	07/06/2021
INTERCONTINENTAL (CR)	Main Market
LEON DEPOLAS SECURITIES S.A.	03/06/2019
INTERLIFE G.C.I.(CR)	Main Market
PIRAEUS SECURITIES S. A.	22/01/2024
INTERWOOD-XYLEMPORIA (CR)	Main Market
EUROBANK EQUITIES INVESTMENT FIRM SINGLE MEMBER SA	05/07/2021
PANTELAKIS SECURITIES S.A.	01/07/2021
INTRAKAT (CR)	Main Market
BETA SECURITIES S.A.	04/10/2021
PANTELAKIS SECURITIES S.A.	10/10/2022
JUMBO SA (CR)	Main Market
BETA SECURITIES S.A.	01/02/2021
EUROBANK EQUITIES INVESTMENT FIRM SINGLE MEMBER SA	25/05/2020
MERIT SECURITIES S.A.	06/11/2017
PIRAEUS SECURITIES S. A.	06/03/2017
KLOUKINAS - LAPPAS SA (CR)	Main Market
OPTIMA BANK S.A.	02/01/2023
KRI-KRI S.A. (CR)	Main Market
EUROBANK EQUITIES INVESTMENT FIRM SINGLE MEMBER SA	07/05/2018
PIRAEUS SECURITIES S. A.	11/12/2023

List of Stocks under Market Making operations

Securities	Stock Category
Market Maker	Start Market Making
LAMDA DEVELOPMENT SA (CR)	Main Market
EUROBANK EQUITIES INVESTMENT FIRM SINGLE MEMBER SA	08/12/2014
PANTELAKIS SECURITIES S.A.	06/11/2017
PIRAEUS SECURITIES S. A.	29/06/2017
LAMPSA HOTEL SA (CR)	Main Market
LEON DEPOLAS SECURITIES S.A.	16/01/2017
METLEN ENERGY & METALS (CR)	Main Market
ALPHA FINANCE INVESTMENT SERVICES SINGLE MEMBER SA	15/04/2019
BETA SECURITIES S.A.	11/04/2022
EUROBANK EQUITIES INVESTMENT FIRM SINGLE MEMBER SA	20/09/2017
MERIT SECURITIES S.A	25/02/2019
NATIONAL SECURITIES SINGLE MEMBER SA	02/01/1900
PIRAEUS SECURITIES S. A.	04/05/2015
MOTODYNAMICS S.A. (CR)	Main Market
ALPHA FINANCE INVESTMENT SERVICES SINGLE MEMBER SA	12/08/2024
OPTIMA BANK S.A.	25/08/2023
MOTOR OIL (CR)	Main Market
BETA SECURITIES S.A.	08/03/2021
EUROBANK EQUITIES INVESTMENT FIRM SINGLE MEMBER SA	22/10/2006
LEON DEPOLAS SECURITIES S.A.	01/04/2019
MERIT SECURITIES S.A	25/02/2019
NATIONAL SECURITIES SINGLE MEMBER SA	02/01/1900
PIRAEUS SECURITIES S. A.	04/05/2015
MPLE KEDROS (CR)	Main Market
OPTIMA BANK S.A.	16/10/2023
OPTIMA BANK S.A.	08/11/2023
NAFPAKTOS TEXTILE (CR)	Main Market
OPTIMA BANK S.A.	29/01/2024
NATIONAL BANK (CR)	Main Market
ALPHA FINANCE INVESTMENT SERVICES SINGLE MEMBER SA	09/01/2006
EUROBANK EQUITIES INVESTMENT FIRM SINGLE MEMBER SA	22/10/2006
HELLENIC AMERICAN SECURITIES S.A.	25/07/2014
LEON DEPOLAS SECURITIES S.A.	20/05/2015
MERIT SECURITIES S.A	03/09/2012
NATIONAL SECURITIES SINGLE MEMBER SA	02/01/1900
PIRAEUS SECURITIES S. A.	08/09/2008
NOVAL PROPERTY REIC (CR)	Main Market
ALPHA FINANCE INVESTMENT SERVICES SINGLE MEMBER SA	05/06/2024
PIRAEUS SECURITIES S. A.	05/06/2024
OPAP (CR)	Main Market
ALPHA FINANCE INVESTMENT SERVICES SINGLE MEMBER SA	09/01/2006
EUROBANK EQUITIES INVESTMENT FIRM SINGLE MEMBER SA	22/10/2006
HELLENIC AMERICAN SECURITIES S.A.	25/07/2014
MERIT SECURITIES S.A	20/03/2017
NATIONAL SECURITIES SINGLE MEMBER SA	02/01/1900
PIRAEUS SECURITIES S. A.	04/05/2015
OPTIMA BANK (CR)	Main Market
ALPHA FINANCE INVESTMENT SERVICES SINGLE MEMBER SA	12/12/2023
EUROBANK EQUITIES INVESTMENT FIRM SINGLE MEMBER SA	11/12/2023
OPTIMA BANK S.A.	06/11/2023
ORILINA PROPERTIES REIC (CR)	Main Market
EUROBANK EQUITIES INVESTMENT FIRM SINGLE MEMBER SA	11/12/2023
LEON DEPOLAS SECURITIES S.A.	11/12/2023
OTE (CR)	Main Market
ALPHA FINANCE INVESTMENT SERVICES SINGLE MEMBER SA	09/01/2006
EUROBANK EQUITIES INVESTMENT FIRM SINGLE MEMBER SA	22/10/2006
HELLENIC AMERICAN SECURITIES S.A.	25/07/2014
LEON DEPOLAS SECURITIES S.A.	20/04/2015
MERIT SECURITIES S.A	20/03/2017
NATIONAL SECURITIES SINGLE MEMBER SA	02/01/1900
PIRAEUS SECURITIES S. A.	08/09/2008
P.P.A. S.A. (CR)	Main Market
EUROBANK EQUITIES INVESTMENT FIRM SINGLE MEMBER SA	06/02/2019
PAPOUTSANIS (CR)	Main Market
ALPHA FINANCE INVESTMENT SERVICES SINGLE MEMBER SA	19/11/2018
BETA SECURITIES S.A.	25/11/2013
PERFORMANCE TECHNOLOGIES (CR)	Main Market
EUROBANK EQUITIES INVESTMENT FIRM SINGLE MEMBER SA	22/02/2021
PANTELAKIS SECURITIES S.A.	08/03/2021

List of Stocks under Market Making operations

Securities	Stock Category
Market Maker	Start Market Making
PETROPOULOS PETROS (CR)	Main Market
EUROBANK EQUITIES INVESTMENT FIRM SINGLE MEMBER SA	01/04/2019
PANTELAKIS SECURITIES S.A.	16/03/2020
PIRAEUS FINANCIAL HOLD (CR)	Main Market
ALPHA FINANCE INVESTMENT SERVICES SINGLE MEMBER SA	15/04/2019
EUROBANK EQUITIES INVESTMENT FIRM SINGLE MEMBER SA	22/10/2006
EUROXX SECURITIES S.A.	15/02/2016
HELLENIC AMERICAN SECURITIES S.A.	25/07/2014
LEON DEPOLAS SECURITIES S.A.	30/11/2018
MERIT SECURITIES S.A.	16/09/2013
NATIONAL SECURITIES SINGLE MEMBER SA	02/01/1900
PIRAEUS SECURITIES S. A.	16/02/2009
PPC (CR)	Main Market
ALPHA FINANCE INVESTMENT SERVICES SINGLE MEMBER SA	09/01/2006
BETA SECURITIES S.A.	01/02/2021
EUROBANK EQUITIES INVESTMENT FIRM SINGLE MEMBER SA	22/10/2006
HELLENIC AMERICAN SECURITIES S.A.	01/09/2014
MERIT SECURITIES S.A.	06/11/2017
NATIONAL SECURITIES SINGLE MEMBER SA	02/01/1900
PIRAEUS SECURITIES S. A.	28/09/2009
PREMIA (CR)	Main Market
BETA SECURITIES S.A.	01/06/2021
LEON DEPOLAS SECURITIES S.A.	05/12/2022
PANTELAKIS SECURITIES S.A.	23/12/2021
PROFILE SA (CR)	Main Market
OPTIMA BANK S.A.	03/04/2023
PANTELAKIS SECURITIES S.A.	01/07/2019
QUALITY & RELIABILITY SA (CR)	Main Market
OPTIMA BANK S.A.	03/01/2023
QUEST HOLDINGS (CR)	Main Market
BETA SECURITIES S.A.	26/03/2018
EUROBANK EQUITIES INVESTMENT FIRM SINGLE MEMBER SA	28/01/2019
REVOIL (CR)	Main Market
BETA SECURITIES S.A.	26/06/2023
OPTIMA BANK S.A.	15/04/2024
SIDMA STEEL (CR)	Main Market
OPTIMA BANK S.A.	25/05/2023
SPACE HELLAS SA (CR)	Main Market
MERIT SECURITIES S.A.	09/12/2022
TECHNICAL OLYMPIC SA (CR)	Main Market
BETA SECURITIES S.A.	04/04/2022
OPTIMA BANK S.A.	05/07/2023
TERNA ENERGY (CR)	Main Market
EUROBANK EQUITIES INVESTMENT FIRM SINGLE MEMBER SA	24/05/2021
PIRAEUS SECURITIES S. A.	09/12/2019
THRACE PLASTICS SA (CR)	Main Market
ALPHA FINANCE INVESTMENT SERVICES SINGLE MEMBER SA	26/03/2018
LEON DEPOLAS SECURITIES S.A.	28/03/2024
PIRAEUS SECURITIES S. A.	02/04/2024
TITAN CEMENT (CB)	Main Market
BETA SECURITIES S.A.	01/02/2021
EUROBANK EQUITIES INVESTMENT FIRM SINGLE MEMBER SA	06/11/2019
PIRAEUS SECURITIES S. A.	18/01/2021
TRADE ESTATES REIC (CR)	Main Market
EUROBANK EQUITIES INVESTMENT FIRM SINGLE MEMBER SA	10/11/2023
EUROBANK EQUITIES INVESTMENT FIRM SINGLE MEMBER SA	08/11/2023
PANTELAKIS SECURITIES S.A.	10/11/2023
PANTELAKIS SECURITIES S.A.	08/11/2023
TZIRAKIAN PROFIL (CR)	Main Market
LEON DEPOLAS SECURITIES S.A.	19/07/2021
VIOHALCO SA/NV (CB)	Main Market
ALPHA FINANCE INVESTMENT SERVICES SINGLE MEMBER SA	11/03/2008
EUROBANK EQUITIES INVESTMENT FIRM SINGLE MEMBER SA	04/03/2014
MERIT SECURITIES S.A.	17/03/2014

Underlying Asset				Derivatives Market													
Price max	Price min	Closing price	change	Delivery Month	Open price	Price max	Price min	Last price	Closing price	Last Bid	Last Ask	Fixing price*	Life high	Life low	Trades	Volume	Open Interest
FTSE/Athex Large Cap (Trade Unit: 1 Index Point x 2€, Cash Settlement)																	
3,506.75	3,482.62	3,491.23	-0.04%	September 2024	3,476.00	3,505.50	3,476.00	3,497.00	3,497.00	---	---	---	3,600.75	---	115	467	3,576
				October 2024	3,482.00	3,509.75	3,482.00	3,500.00	3,500.00	---	---	---	3,509.75	---	24	145	21
				November 2024	---	---	---	---	3,510.25	---	---	---	---	---	---	---	---
				December 2024	---	---	---	---	3,517.00	---	---	---	---	---	---	---	---
				March 2025	---	---	---	---	3,534.75	---	---	---	---	---	---	---	---
				June 2025	---	---	---	---	3,552.50	---	---	---	---	---	---	---	---
FTSE/Athex Banks (Trade Unit: 1 Index Point x 15€, Cash Settlement)																	
1,289.11	1,274.59	1,274.59	-0.93%	September 2024	---	---	---	---	1,260.50	---	---	---	1,332.75	---	---	---	1,254
				December 2024	---	---	---	---	1,295.50	---	---	---	---	---	---	---	---
				March 2025	---	---	---	---	1,302.00	---	---	---	---	---	---	---	---
				June 2025	---	---	---	---	1,308.50	---	---	---	---	---	---	---	---
MSCI GREECE REBASED (Trade Unit: 1 Index Point x 2€, Cash Settlement)																	
5,525.72	5,486.95	5,495.18	-0.27%	September 2024	---	---	---	---	5,378.00	---	---	---	5,516.00	---	---	---	3
				October 2024	---	---	---	---	5,430.25	---	---	---	5,515.50	---	---	---	10
				November 2024	---	---	---	---	5,430.75	---	---	---	5,516.00	---	---	---	10
				December 2024	---	---	---	---	5,548.75	---	---	---	---	---	---	---	---
				January 2025	---	---	---	---	5,557.25	---	---	---	---	---	---	---	---
				February 2025	---	---	---	---	5,568.00	---	---	---	---	---	---	---	---
				March 2025	---	---	---	---	5,576.50	---	---	---	---	---	---	---	---
				June 2025	---	---	---	---	5,604.50	---	---	---	---	---	---	---	---

Derivatives notes

Fixing prices and final open positions can be retrieved from the following path <http://www.helex.gr/el/web/guest/statistics-end-of-day-derivatives>

Underlying Asset				Derivatives Market													
Price max	Price min	Closing price	change	Delivery Month	Open price	Price max	Price min	Last price	Closing price	Last Bid	Last Ask	Fixing price*	Life high	Life low	Trades	Volume	Open Interest
ADMIE (IPTO) HOLDING S.A. (CR)				(Contract Size: 100 Securities, Physical Delivery)													
2.13	2.1	2.11	-0.71%	September 2024	2.06	2.06	2.06	2.06	2.06	---	---	---	2.39	---	2	7	21,990
				December 2024	---	---	---	---	2.14	---	---	---	---	---	---	---	---
				March 2025	---	---	---	---	2.15	---	---	---	---	---	---	---	---
				June 2025	---	---	---	---	2.16	---	---	---	---	---	---	---	---
AEGEAN AIRLINES (CR)				(Contract Size: 100 Securities, Physical Delivery)													
10.8	10.65	10.7	0.00%	September 2024	10.83	10.84	10.70	10.74	10.74	---	---	---	12.49	---	16	63	3,356
				December 2024	---	---	---	---	10.92	---	---	---	12.12	---	---	---	138
				March 2025	---	---	---	---	10.83	---	---	---	---	---	---	---	---
				June 2025	---	---	---	---	10.88	---	---	---	---	---	---	---	---
ALPHA SERVICES HOLD (CR)				(Contract Size: 100 Securities, Physical Delivery)													
1.613	1.587	1.595	-0.75%	September 2024	1.61	1.61	1.59	1.60	1.60	---	---	---	1.79	---	71	3,483	156,296
				December 2024	---	---	---	---	1.64	---	---	---	1.73	---	---	---	244
				March 2025	---	---	---	---	1.63	---	---	---	---	---	---	---	---
				June 2025	---	---	---	---	1.63	---	---	---	---	---	---	---	---
ATHENS INTL AIRPORT (CR)				(Contract Size: 100 Securities, Physical Delivery)													
7.484	7.41	7.468	1.03%	September 2024	7.44	7.44	7.44	7.44	7.44	---	---	---	8.41	---	1	5	1,174
				December 2024	---	---	---	---	7.44	---	---	---	---	---	---	---	---
				March 2025	---	---	---	---	7.48	---	---	---	---	---	---	---	---
				June 2025	---	---	---	---	7.52	---	---	---	---	---	---	---	---
AUTOHELLAS SA (CR)				(Contract Size: 100 Securities, Physical Delivery)													
11.42	11	11.06	0.00%	September 2024	---	---	---	---	10.50	---	---	---	12.13	---	---	---	150
				December 2024	---	---	---	---	11.14	---	---	---	---	---	---	---	---
				March 2025	---	---	---	---	11.19	---	---	---	---	---	---	---	---
				June 2025	---	---	---	---	11.25	---	---	---	---	---	---	---	---
AVAX S.A. (CR)				(Contract Size: 100 Securities, Physical Delivery)													
1.408	1.386	1.392	-0.43%	September 2024	1.47	1.47	1.47	1.47	1.47	---	---	---	1.49	---	1	2	734
				December 2024	---	---	---	---	1.41	---	---	---	---	---	---	---	---
				March 2025	---	---	---	---	1.41	---	---	---	---	---	---	---	---
				June 2025	---	---	---	---	1.42	---	---	---	---	---	---	---	---
CC HBC AG (CR)				(Contract Size: 100 Securities, Physical Delivery)													
32.36	31.94	32.28	1.06%	September 2024	32.24	32.24	32.02	32.02	32.02	---	---	---	33.61	---	7	35	179
				December 2024	---	---	---	---	32.16	---	---	---	---	---	---	---	---
				March 2025	---	---	---	---	32.33	---	---	---	---	---	---	---	---
				June 2025	---	---	---	---	32.49	---	---	---	---	---	---	---	---

Derivatives notes

Fixing prices and final open positions can be retrieved from the following path <http://www.helex.gr/el/web/guest/statistics-end-of-day-derivatives>

Underlying Asset				Derivatives Market													
Price max	Price min	Closing price	change	Delivery Month	Open price	Price max	Price min	Last price	Closing price	Last Bid	Last Ask	Fixing price*	Life high	Life low	Trades	Volume	Open Interest
CENERGY HOLDINGS (CB)				(Contract Size: 100 Securities, Physical Delivery)													
9.88	9.75	9.8	-0.10%	September 2024	9.78	9.88	9.78	9.88	9.88	---	---	---	10.03	---	3	3	3,652
				December 2024	---	---	---	---	9.88	---	---	---	---	---	---	---	---
				March 2025	---	---	---	---	9.93	---	---	---	---	---	---	---	---
				June 2025	---	---	---	---	9.98	---	---	---	---	---	---	---	---
ELLAKTOR (CR)				(Contract Size: 124 Securities, Physical Delivery)													
1.984	1.942	1.98	1.02%	September 2024	1.98	2.00	1.95	1.99	1.99	---	---	---	2.12	1.79	32	282	3,425
				December 2024	---	---	---	---	1.97	---	---	---	---	---	---	---	---
				March 2025	---	---	---	---	1.98	---	---	---	---	---	---	---	---
				June 2025	---	---	---	---	1.99	---	---	---	---	---	---	---	---
ELVALHALCOR (CR)				(Contract Size: 100 Securities, Physical Delivery)													
1.8	1.778	1.79	0.45%	September 2024	1.79	1.81	1.79	1.80	1.80	---	---	---	2.04	---	12	73	4,874
				December 2024	---	---	---	---	1.80	---	---	---	1.91	---	---	---	68
				March 2025	---	---	---	---	1.80	---	---	---	---	---	---	---	---
				June 2025	---	---	---	---	1.81	---	---	---	---	---	---	---	---
EUROBANK HOLDINGS (CR)				(Contract Size: 100 Securities, Physical Delivery)													
2.06	2.02	2.02	-1.22%	September 2024	2.05	2.06	2.03	2.03	2.03	---	---	---	2.19	---	40	439	15,951
				December 2024	---	---	---	---	2.15	---	---	---	2.28	---	---	---	5
				March 2025	---	---	---	---	2.07	---	---	---	---	---	---	---	---
				June 2025	---	---	---	---	2.08	---	---	---	---	---	---	---	---
EYDAP S.A. (CR)				(Contract Size: 100 Securities, Physical Delivery)													
5.56	5.45	5.46	-1.27%	September 2024	5.49	5.49	5.49	5.49	5.49	---	---	---	5.90	---	1	5	4,259
				December 2024	---	---	---	---	5.57	---	---	---	---	---	---	---	---
				March 2025	---	---	---	---	5.60	---	---	---	---	---	---	---	---
				June 2025	---	---	---	---	5.62	---	---	---	---	---	---	---	---
FOURLIS (CR)				(Contract Size: 100 Securities, Physical Delivery)													
3.84	3.775	3.795	-0.13%	September 2024	---	---	---	---	3.82	---	---	---	4.19	---	---	---	1,137
				December 2024	---	---	---	---	3.83	---	---	---	---	---	---	---	---
				March 2025	---	---	---	---	3.85	---	---	---	---	---	---	---	---
				June 2025	---	---	---	---	3.87	---	---	---	---	---	---	---	---
GEK TERNA (CR)				(Contract Size: 100 Securities, Physical Delivery)													
17.62	17.5	17.5	-0.11%	September 2024	17.60	17.64	17.51	17.62	17.62	---	---	---	18.27	---	31	124	11,963
				December 2024	17.35	17.35	17.35	17.35	17.35	---	---	---	17.74	---	1	1	81
				March 2025	---	---	---	---	17.73	---	---	---	---	---	---	---	---
				June 2025	---	---	---	---	17.82	---	---	---	---	---	---	---	---

Derivatives notes

Fixing prices and final open positions can be retrieved from the following path <http://www.helex.gr/el/web/guest/statistics-end-of-day-derivatives>

Underlying Asset				Derivatives Market													
Price max	Price min	Closing price	change	Delivery Month	Open price	Price max	Price min	Last price	Closing price	Last Bid	Last Ask	Fixing price*	Life high	Life low	Trades	Volume	Open Interest
HELLENIC EXCHANGES-A.S.E. (CR)				(Contract Size: 100 Securities, Physical Delivery)													
4.7	4.65	4.665	0.00%	September 2024	4.69	4.69	4.68	4.68	4.68	---	---	---	5.25	---	2	12	3,825
				December 2024	---	---	---	---	4.70	---	---	---	---	---	---	---	---
				March 2025	---	---	---	---	4.72	---	---	---	---	---	---	---	---
				June 2025	---	---	---	---	4.74	---	---	---	---	---	---	---	---
HELLENiQ ENERGY (CR)				(Contract Size: 100 Securities, Physical Delivery)													
7.215	7.07	7.09	0.85%	September 2024	7.14	7.21	7.09	7.13	7.13	---	---	---	8.40	---	23	84	5,830
				December 2024	---	---	---	---	7.08	---	---	---	---	---	---	---	---
				March 2025	---	---	---	---	7.11	---	---	---	---	---	---	---	---
				June 2025	---	---	---	---	7.15	---	---	---	---	---	---	---	---
INTRACOM HOLDINGS (CR)				(Contract Size: 102 Securities, Physical Delivery)													
3.26	3.205	3.21	-1.69%	September 2024	3.24	3.24	3.22	3.23	3.23	---	---	---	3.55	2.80	9	77	7,457
				December 2024	---	---	---	---	3.29	---	---	---	---	---	---	---	---
				March 2025	---	---	---	---	3.30	---	---	---	---	---	---	---	---
				June 2025	---	---	---	---	3.32	---	---	---	---	---	---	---	---
INTRAKAT (CR)				(Contract Size: 100 Securities, Physical Delivery)													
5.2	5.12	5.19	-0.19%	September 2024	5.17	5.17	5.17	5.17	5.17	---	---	---	5.24	---	1	1	2,384
				December 2024	---	---	---	---	5.24	---	---	---	---	---	---	---	---
				March 2025	---	---	---	---	5.26	---	---	---	---	---	---	---	---
				June 2025	---	---	---	---	5.29	---	---	---	---	---	---	---	---
JUMBO SA (CR)				(Contract Size: 100 Securities, Physical Delivery)													
23.78	23.04	23.04	-1.20%	September 2024	23.16	23.69	23.07	23.16	23.16	---	---	---	26.97	---	27	88	426
				December 2024	---	---	---	---	23.48	---	---	---	---	---	---	---	---
				March 2025	---	---	---	---	23.60	---	---	---	---	---	---	---	---
				June 2025	---	---	---	---	23.72	---	---	---	---	---	---	---	---
LAMDA DEVELOPMENT SA (CR)				(Contract Size: 100 Securities, Physical Delivery)													
7.11	7.02	7.05	-0.84%	September 2024	7.12	7.12	7.12	7.12	7.12	---	---	---	7.68	---	1	5	6,009
				December 2024	---	---	---	---	7.16	---	---	---	---	---	---	---	---
				March 2025	---	---	---	---	7.20	---	---	---	---	---	---	---	---
				June 2025	---	---	---	---	7.23	---	---	---	---	---	---	---	---
METLEN ENERGY & METALS (CR)				(Contract Size: 100 Securities, Physical Delivery)													
34.74	34.36	34.5	0.00%	September 2024	34.47	34.81	34.47	34.54	34.54	---	---	---	38.35	---	16	52	4,244
				December 2024	---	---	---	---	35.01	---	---	---	36.20	---	---	---	65
				March 2025	---	---	---	---	34.92	---	---	---	---	---	---	---	---
				June 2025	---	---	---	---	35.09	---	---	---	---	---	---	---	---

Derivatives notes

Fixing prices and final open positions can be retrieved from the following path <http://www.helex.gr/el/web/guest/statistics-end-of-day-derivatives>

Underlying Asset				Derivatives Market													
Price max	Price min	Closing price	change	Delivery Month	Open price	Price max	Price min	Last price	Closing price	Last Bid	Last Ask	Fixing price*	Life high	Life low	Trades	Volume	Open Interest
MIG (CR)				(Contract Size: 100 Securities, Physical Delivery)													
3.56	3.5	3.56	0.85%	September 2024	---	---	---	---	3.54	---	---	---	3.94	---	---	---	88
				December 2024	---	---	---	---	3.55	---	---	---	---	---	---	---	---
				March 2025	---	---	---	---	3.57	---	---	---	---	---	---	---	---
				June 2025	---	---	---	---	3.59	---	---	---	---	---	---	---	---
MOTOR OIL (CR)				(Contract Size: 100 Securities, Physical Delivery)													
21.52	21.22	21.48	1.32%	September 2024	21.20	21.62	21.20	21.52	21.52	---	---	---	26.50	---	42	167	3,196
				December 2024	---	---	---	---	21.35	---	---	---	---	---	---	---	---
				March 2025	---	---	---	---	21.46	---	---	---	---	---	---	---	---
				June 2025	---	---	---	---	21.56	---	---	---	---	---	---	---	---
NATIONAL BANK (CR)				(Contract Size: 100 Securities, Physical Delivery)													
8.134	8.086	8.116	0.03%	September 2024	8.14	8.15	8.09	8.14	8.14	---	---	---	8.36	---	61	450	13,443
				December 2024	---	---	---	---	8.18	---	---	---	7.49	---	---	---	53
				March 2025	---	---	---	---	8.21	---	---	---	---	---	---	---	---
				June 2025	---	---	---	---	8.25	---	---	---	---	---	---	---	---
OPAP (CR)				(Contract Size: 102 Securities, Physical Delivery)													
16.1	15.95	16.09	-0.06%	September 2024	16.29	16.29	16.05	16.05	16.05	---	---	---	16.29	14.60	4	21	1,335
				December 2024	---	---	---	---	16.42	---	---	---	15.30	---	---	---	20
				March 2025	---	---	---	---	16.29	---	---	---	---	---	---	---	---
				June 2025	---	---	---	---	16.38	---	---	---	---	---	---	---	---
OPTIMA BANK (CR)				(Contract Size: 100 Securities, Physical Delivery)													
12.3	11.98	11.98	-3.23%	September 2024	---	---	---	---	12.45	---	---	---	13.13	---	---	---	58
				December 2024	---	---	---	---	12.47	---	---	---	---	---	---	---	---
				March 2025	---	---	---	---	12.53	---	---	---	---	---	---	---	---
				June 2025	---	---	---	---	12.59	---	---	---	---	---	---	---	---
OTE (CR)				(Contract Size: 100 Securities, Physical Delivery)													
15.2	14.8	15.2	2.22%	September 2024	14.90	15.24	14.90	15.20	15.20	---	---	---	15.32	---	41	145	3,335
				December 2024	---	---	---	---	14.97	---	---	---	---	---	---	---	---
				March 2025	---	---	---	---	15.05	---	---	---	---	---	---	---	---
				June 2025	---	---	---	---	15.12	---	---	---	---	---	---	---	---
P.P.A. S.A. (CR)				(Contract Size: 100 Securities, Physical Delivery)													
26	25.65	25.65	-1.72%	September 2024	---	---	---	---	24.34	---	---	---	26.47	---	---	---	75
				December 2024	---	---	---	---	26.28	---	---	---	---	---	---	---	---
				March 2025	---	---	---	---	26.41	---	---	---	---	---	---	---	---
				June 2025	---	---	---	---	26.55	---	---	---	---	---	---	---	---

Derivatives notes

Fixing prices and final open positions can be retrieved from the following path <http://www.helex.gr/el/web/guest/statistics-end-of-day-derivatives>

Underlying Asset				Derivatives Market													
Price max	Price min	Closing price	change	Delivery Month	Open price	Price max	Price min	Last price	Closing price	Last Bid	Last Ask	Fixing price*	Life high	Life low	Trades	Volume	Open Interest
PIRAEUS FINANCIAL HOLD (CR)				(Contract Size: 100 Securities, Physical Delivery)													
3.983	3.916	3.917	-1.73%	September 2024	3.99	3.99	3.92	3.93	3.93	---	---	---	4.05	---	127	2,327	55,878
				December 2024	---	---	---	---	4.02	---	---	---	4.04	---	---	---	1
				March 2025	---	---	---	---	4.03	---	---	---	---	---	---	---	---
				June 2025	---	---	---	---	4.05	---	---	---	---	---	---	---	---
PPC (CR)				(Contract Size: 100 Securities, Physical Delivery)													
11.63	11.46	11.62	0.87%	September 2024	11.52	11.67	11.48	11.62	11.62	---	---	---	11.90	---	63	166	25,507
				December 2024	---	---	---	---	11.69	---	---	---	11.75	---	---	---	204
				March 2025	---	---	---	---	11.66	---	---	---	---	---	---	---	---
				June 2025	---	---	---	---	11.72	---	---	---	---	---	---	---	---
QUEST HOLDINGS (CR)				(Contract Size: 100 Securities, Physical Delivery)													
5.33	5.25	5.28	0.00%	September 2024	---	---	---	---	5.24	---	---	---	5.38	---	---	---	183
				December 2024	---	---	---	---	5.32	---	---	---	---	---	---	---	---
				March 2025	---	---	---	---	5.34	---	---	---	---	---	---	---	---
				June 2025	---	---	---	---	5.37	---	---	---	---	---	---	---	---
TERNA ENERGY (CR)				(Contract Size: 100 Securities, Physical Delivery)													
19.18	19.15	19.18	0.16%	September 2024	19.24	19.26	19.24	19.26	19.26	---	---	---	19.55	---	2	10	20,821
				December 2024	---	---	---	---	19.28	---	---	---	---	---	---	---	---
				March 2025	---	---	---	---	19.38	---	---	---	---	---	---	---	---
				June 2025	---	---	---	---	19.48	---	---	---	---	---	---	---	---
TITAN CEMENT (CB)				(Contract Size: 100 Securities, Physical Delivery)													
32.35	31.05	32.35	0.62%	September 2024	31.75	32.35	30.51	32.35	32.35	---	---	---	33.00	---	16	42	403
				December 2024	---	---	---	---	32.38	---	---	---	---	---	---	---	---
				March 2025	---	---	---	---	32.54	---	---	---	---	---	---	---	---
				June 2025	---	---	---	---	32.70	---	---	---	---	---	---	---	---
VIOHALCO SA/NV (CB)				(Contract Size: 100 Securities, Physical Delivery)													
5.7	5.58	5.7	1.79%	September 2024	5.64	5.71	5.64	5.71	5.71	---	---	---	6.50	---	9	19	4,256
				December 2024	---	---	---	---	5.64	---	---	---	6.10	---	---	---	125
				March 2025	---	---	---	---	5.67	---	---	---	---	---	---	---	---
				June 2025	---	---	---	---	5.70	---	---	---	---	---	---	---	---

Derivatives notes

Fixing prices and final open positions can be retrieved from the following path <http://www.helex.gr/el/web/guest/statistics-end-of-day-derivatives>

FTSE/Athex Large Cap

(Trade Unit: 1 Index Point x 2€ - Exercise Style: European, Cash Settlement)

Call Options																Put Options																				
September 2024								October 2024								Other Months		September 2024								October 2024								Other Months		Exercise Price
Open price	Price max	Price min	Last price	Closing price	Volume	Open Interest	Open price	Price max	Price min	Last price	Closing price	Volume	Open Interest	Volume	Open Interest	Open price	Price max	Price min	Last price	Closing price	Volume	Open Interest	Open price	Price max	Price min	Last price	Closing price	Volume	Open Interest	Volume	Open Interest					
2,450	0.00	0.00	0.00	-	1,038.00	-	-	-	-	-	-	-	-	-	-	0.00	0.00	0.00	-	0.01	-	-	-	-	-	-	-	-	-	-	-	2,450				
2,500	0.00	0.00	0.00	-	988.00	-	-	-	-	-	-	-	-	-	-	0.00	0.00	0.00	-	0.01	-	-	-	-	-	-	-	-	-	-	-	2,500				
2,550	0.00	0.00	0.00	-	938.00	-	-	-	-	-	-	-	-	-	-	0.00	0.00	0.00	-	0.01	-	-	-	-	-	-	-	-	-	-	-	2,550				
2,600	0.00	0.00	0.00	-	889.00	-	-	-	-	-	-	-	-	-	-	0.00	0.00	0.00	-	0.01	-	-	-	-	-	-	-	-	-	-	-	2,600				
2,650	0.00	0.00	0.00	-	839.00	-	-	-	-	-	-	-	-	-	-	0.00	0.00	0.00	-	0.01	-	-	-	-	-	-	-	-	-	-	-	2,650				
2,700	0.00	0.00	0.00	-	789.00	-	-	-	-	-	-	-	-	-	-	0.00	0.00	0.00	-	0.02	-	-	-	-	-	-	-	-	-	-	-	2,700				
2,750	0.00	0.00	0.00	-	739.00	-	-	-	-	-	-	-	-	-	-	0.00	0.00	0.00	-	0.01	-	-	-	-	-	-	-	-	-	-	-	2,750				
2,800	0.00	0.00	0.00	-	689.00	-	-	-	-	-	-	-	-	-	-	0.00	0.00	0.00	-	0.03	-	-	-	-	-	-	-	-	-	-	-	2,800				
2,850	0.00	0.00	0.00	-	639.00	-	-	-	-	-	-	-	-	-	-	0.00	0.00	0.00	-	0.08	-	-	-	-	-	-	-	-	-	-	-	2,850				
2,900	0.00	0.00	0.00	-	589.00	-	-	-	-	-	-	-	-	-	-	0.00	0.00	0.00	-	0.19	-	-	-	-	-	-	-	-	-	-	-	2,900				
2,950	0.00	0.00	0.00	-	540.00	-	-	-	-	-	-	-	-	-	-	0.00	0.00	0.00	-	0.44	-	-	-	-	-	-	-	-	-	-	-	2,950				
3,000	0.00	0.00	0.00	-	490.00	-	-	0.00	0.00	0.00	-	499.00	-	-	-	0.00	0.00	0.00	-	0.93	-	-	0.00	0.00	0.00	-	8.00	-	-	-	3,000					
3,050	0.00	0.00	0.00	-	441.00	-	-	0.00	0.00	0.00	-	453.00	-	-	-	0.00	0.00	0.00	-	1.90	-	-	0.00	0.00	0.00	-	11.75	-	-	-	3,050					
3,100	0.00	0.00	0.00	-	393.00	-	-	0.00	0.00	0.00	-	408.00	-	-	-	0.00	0.00	0.00	-	3.50	-	-	0.00	0.00	0.00	-	17.00	-	-	-	3,100					
3,150	0.00	0.00	0.00	-	346.00	-	-	0.00	0.00	0.00	-	365.00	-	-	-	0.00	0.00	0.00	-	6.20	-	-	0.00	0.00	0.00	-	24.00	-	-	-	3,150					
3,200	0.00	0.00	0.00	-	300.00	-	-	0.00	0.00	0.00	-	324.00	-	-	-	0.00	0.00	0.00	-	10.50	-	-	0.00	0.00	0.00	-	32.75	-	-	-	3,200					
3,250	0.00	0.00	0.00	-	257.00	-	-	0.00	0.00	0.00	-	285.00	-	-	-	0.00	0.00	0.00	-	16.75	-	-	0.00	0.00	0.00	-	43.75	-	-	-	3,250					
3,300	0.00	0.00	0.00	-	216.00	-	20	0.00	0.00	0.00	-	249.00	-	-	-	0.00	0.00	0.00	-	26.00	-	16	0.00	0.00	0.00	-	57.50	-	-	-	3,300					
3,350	0.00	0.00	0.00	-	178.00	-	-	0.00	0.00	0.00	-	215.00	-	-	-	0.00	0.00	0.00	-	38.25	-	-	0.00	0.00	0.00	-	73.50	-	-	-	3,350					
3,400	0.00	0.00	0.00	-	144.00	-	20	0.00	0.00	0.00	-	185.00	-	-	-	0.00	0.00	0.00	-	54.50	-	-	0.00	0.00	0.00	-	92.50	-	-	-	3,400					
3,450	0.00	0.00	0.00	-	115.00	-	61	0.00	0.00	0.00	-	157.00	-	-	-	0.00	0.00	0.00	-	74.50	-	40	94.50	94.50	94.50	94.50	94.50	20	-	-	3,450					
3,500	0.00	0.00	0.00	-	89.00	-	21	0.00	0.00	0.00	-	132.00	-	-	-	0.00	0.00	0.00	-	98.50	-	80	0.00	0.00	0.00	-	139.00	-	-	-	3,500					
3,550	0.00	0.00	0.00	-	67.50	-	50	0.00	0.00	0.00	-	110.00	-	-	-	0.00	0.00	0.00	-	127.00	-	80	143.00	143.00	139.00	139.00	139.00	60	-	-	3,550					
3,600	43.00	43.00	43.00	43.00	43.00	20	20	0.00	0.00	0.00	-	90.50	-	-	-	0.00	43.00	0.00	-	160.00	-	-	0.00	0.00	0.00	-	198.00	-	-	-	3,600					
3,650	40.00	40.00	40.00	40.00	40.00	1	20	0.00	0.00	0.00	-	74.00	-	-	-	0.00	40.00	0.00	-	196.00	-	-	0.00	0.00	0.00	-	231.00	-	-	-	3,650					
3,700	0.00	0.00	0.00	-	25.75	-	-	0.00	0.00	0.00	-	59.50	-	-	-	0.00	0.00	0.00	-	235.00	-	-	0.00	0.00	0.00	-	266.00	-	-	-	3,700					
3,750	0.00	0.00	0.00	-	17.75	-	-	0.00	0.00	0.00	-	47.75	-	-	-	0.00	0.00	0.00	-	277.00	-	-	0.00	0.00	0.00	-	304.00	-	-	-	3,750					
3,800	0.00	0.00	0.00	-	12.00	-	-	0.00	0.00	0.00	-	37.75	-	-	-	0.00	0.00	0.00	-	321.00	-	-	0.00	0.00	0.00	-	344.00	-	-	-	3,800					
3,850	0.00	0.00	0.00	-	8.00	-	-	0.00	0.00	0.00	-	29.75	-	-	-	0.00	0.00	0.00	-	367.00	-	-	0.00	0.00	0.00	-	386.00	-	-	-	3,850					
3,900	0.00	0.00	0.00	-	5.20	-	-	0.00	0.00	0.00	-	23.00	-	-	-	0.00	0.00	0.00	-	414.00	-	-	0.00	0.00	0.00	-	429.00	-	-	-	3,900					
Totals:						21	212					0	0	0	0						0	216					80	0	0	0						
Number of Trades:						2						0		0								0					4		0							

ALPHA SERVICES HOLD (CR)

(Contract Size: 100 Securities, Exercise Style: American, Physical Delivery)

Call Options														Put Options																				
September 2024							October 2024							Other Months		September 2024							October 2024							Other Months		Exercise Price		
Exercise Price	Open price	Price max	Price min	Last price	Closing price	Volume	Open Interest	Open price	Price max	Price min	Last price	Closing price	Volume	Open Interest	Volume	Open Interest	Open price	Price max	Price min	Last price	Closing price	Volume	Open Interest	Open price	Price max	Price min	Last price	Closing price	Volume	Open Interest	Volume		Open Interest	
0.850	0.000	0.000	0.000		0.762	-	-										0.000	0.000	0.000		0.001	-	-										0.009	
0.900	0.000	0.000	0.000		0.712	-	-										0.000	0.000	0.000		0.002	-	-										0.009	
0.950	0.000	0.000	0.000		0.662	-	-										0.000	0.000	0.000		0.001	-	-										0.010	
1.000	0.000	0.000	0.000		0.612	-	-	0.000	0.000	0.000		0.001	-	-			0.000	0.000	0.000		0.001	-	-	0.000	0.000	0.000		0.001	-	-			0.010	
1.100	0.000	0.000	0.000		0.512	-	-	0.000	0.000	0.000		0.001	-	-			0.000	0.000	0.000		0.001	-	-	0.000	0.000	0.000		0.001	-	-			0.011	
1.200	0.000	0.000	0.000		0.413	-	-	0.000	0.000	0.000		0.001	-	-			0.000	0.000	0.000		0.001	-	-	0.000	0.000	0.000		0.001	-	-			0.012	
1.300	0.000	0.000	0.000		0.314	-	-	0.000	0.000	0.000		0.001	-	-			0.000	0.000	0.000		0.002	-	-	0.000	0.000	0.000		0.001	-	-			0.013	
1.400	0.000	0.000	0.000		0.221	-	-	0.000	0.000	0.000		0.001	-	-			0.000	0.000	0.000		0.008	-	-	0.000	0.000	0.000		0.001	-	-			0.014	
1.500	0.000	0.000	0.000		0.140	-	-	0.000	0.000	0.000		0.001	-	-			0.000	0.000	0.000		0.027	-	-	0.000	0.000	0.000		0.001	-	-			0.015	
1.600	0.000	0.000	0.000		0.078	-	-	0.000	0.000	0.000		0.001	-	-			0.000	0.000	0.000		0.065	-	-	0.000	0.000	0.000		0.001	-	-			0.016	
1.700	0.000	0.000	0.000		0.038	-	-	0.000	0.000	0.000		0.001	-	-			0.000	0.000	0.000		0.126	-	-	0.000	0.000	0.000		0.001	-	-			0.017	
1.800	0.000	0.000	0.000		0.017	-	-	0.000	0.000	0.000		0.001	-	-			0.000	0.000	0.000		0.204	-	-	0.000	0.000	0.000		0.001	-	-			0.018	
1.900	0.000	0.000	0.000		0.006	-	-	0.000	0.000	0.000		0.001	-	-			0.000	0.000	0.000		0.294	-	-	0.000	0.000	0.000		0.001	-	-			0.019	
2.000	0.000	0.000	0.000		0.002	-	-	0.000	0.000	0.000		0.001	-	-			0.000	0.000	0.000		0.390	-	-	0.000	0.000	0.000		0.001	-	-			0.020	
2.200	0.000	0.000	0.000		0.001	-	-	0.000	0.000	0.000		0.001	-	-			0.000	0.000	0.000		0.590	-	-	0.000	0.000	0.000		0.001	-	-			0.022	
2.400	0.000	0.000	0.000		0.001	-	-	0.000	0.000	0.000		0.001	-	-			0.000	0.000	0.000		0.790	-	-	0.000	0.000	0.000		0.001	-	-			0.024	
2.600	0.000	0.000	0.000		0.001	-	-										0.000	0.000	0.000		0.990	-	-										0.026	
Totals:						0	0						0	0	0								0	0									0	0
Number of Trades:						0							0	0										0.00									0	0

NATIONAL BANK (CR)

(Contract Size: 100 Securities, Exercise Style: American, Physical Delivery)

Call Options														Put Options																					
September 2024							October 2024							Other Months		September 2024							October 2024							Other Months		Exercise Price			
Open price	Price max	Price min	Last price	Closing price	Volume	Open Interest	Open price	Price max	Price min	Last price	Closing price	Volume	Open Interest	Volume	Open Interest	Open price	Price max	Price min	Last price	Closing price	Volume	Open Interest	Open price	Price max	Price min	Last price	Closing price	Volume	Open Interest	Volume	Open Interest				
3.400	0.000	0.000	0.000	4.72	-	-						-	-			0.000	0.000	0.000	0.001	-	-						-	-			0.034				
3.600	0.000	0.000	0.000	4.52	-	-						-	-			0.000	0.000	0.000	0.001	-	-						-	-			0.036				
3.800	0.000	0.000	0.000	4.32	-	-						-	-			0.000	0.000	0.000	0.001	-	-						-	-			0.038				
4.000	0.000	0.000	0.000	4.12	-	-						-	-			0.000	0.000	0.000	0.001	-	-						-	-			0.040				
4.400	0.000	0.000	0.000	3.72	-	-						-	-			0.000	0.000	0.000	0.001	-	-						-	-			0.044				
4.800	0.000	0.000	0.000	3.32	-	-						-	-			0.000	0.000	0.000	0.001	-	-						-	-			0.048				
5.200	0.000	0.000	0.000	2.92	-	-	0.000	0.000	0.000		0.001	-	-			0.000	0.000	0.000	0.001	-	-			0.000	0.000	0.000	0.001	-	-			0.052			
5.600	0.000	0.000	0.000	2.52	-	-	0.000	0.000	0.000		0.001	-	-			0.000	0.000	0.000	0.001	-	-			0.000	0.000	0.000	0.001	-	-			0.056			
6.000	0.000	0.000	0.000	2.12	-	-	0.000	0.000	0.000		0.001	-	-			0.000	0.000	0.000	0.001	-	-			0.000	0.000	0.000	0.001	-	-			0.060			
6.400	0.000	0.000	0.000	1.73	-	-	0.000	0.000	0.000		0.001	-	-			0.000	0.000	0.000	0.004	-	-			0.000	0.000	0.000	0.001	-	-			0.064			
6.800	0.000	0.000	0.000	1.34	-	-	0.000	0.000	0.000		0.001	-	-			0.000	0.000	0.000	0.017	-	6			0.000	0.000	0.000	0.001	-	-			0.068			
7.200	0.000	0.000	0.000	0.978	-	-	0.000	0.000	0.000		0.001	-	-			0.000	0.000	0.000	0.055	-	-			0.000	0.000	0.000	0.001	-	-			0.072			
7.600	0.000	0.000	0.000	0.664	-	-	0.000	0.000	0.000		0.001	-	-			0.000	0.000	0.000	0.139	-	-			0.000	0.000	0.000	0.001	-	-			0.076			
8.000	0.000	0.000	0.000	0.416	-	-	0.000	0.000	0.000		0.001	-	-			0.000	0.000	0.000	0.291	-	-			0.000	0.000	0.000	0.001	-	-			0.080			
8.400	0.000	0.000	0.000	0.236	-	-	0.000	0.000	0.000		0.001	-	-			0.000	0.000	0.000	0.511	-	-			0.000	0.000	0.000	0.001	-	-			0.084			
8.800	0.000	0.000	0.000	0.124	-	-	0.000	0.000	0.000		0.001	-	-			0.000	0.000	0.000	0.800	-	-			0.000	0.000	0.000	0.001	-	-			0.088			
9.200	0.000	0.000	0.000	0.058	-	-	0.000	0.000	0.000		0.001	-	-			0.000	0.000	0.000	1.14	-	-			0.000	0.000	0.000	0.001	-	-			0.092			
9.600	0.000	0.000	0.000	0.026	-	-	0.000	0.000	0.000		0.001	-	-			0.000	0.000	0.000	1.50	-	-			0.000	0.000	0.000	0.001	-	-			0.096			
10.000	0.000	0.000	0.000	0.010	-	-	0.000	0.000	0.000		0.001	-	-			0.000	0.000	0.000	1.89	-	-			0.000	0.000	0.000	0.001	-	-			0.100			
11.000	0.000	0.000	0.000	0.001	-	-	0.000	0.000	0.000		0.001	-	-			0.000	0.000	0.000	2.89	-	-			0.000	0.000	0.000	0.001	-	-			0.110			
Totals:					0	0						0	0		0	0							0	6							0	0		0	304
Number of Trades:					0							0			0								0.00								0		0		

OPAP (CR)

(Contract Size: 100 Securities, Exercise Style: American, Physical Delivery)

Exercise Price	Call Options													Put Options																				
	September 2024						October 2024						Other Months		September 2024						October 2024						Other Months		Exercise Price					
	Open price	Price max	Price min	Last price	Closing price	Volume	Open Interest	Open price	Price max	Price min	Last price	Closing price	Volume	Open Interest	Volume	Open Interest	Open price	Price max	Price min	Last price	Closing price	Volume	Open Interest	Open price	Price max	Price min	Last price	Closing price		Volume	Open Interest	Volume	Open Interest	
9.600	0.000	0.000	0.000		6.52	-	-										0.000	0.000	0.000		0.001	-	-											
10.000	0.000	0.000	0.000		6.12	-	-	0.000	0.000	0.000		0.001	-	-			0.000	0.000	0.000		0.001	-	-	0.000	0.000	0.000		0.001	-	-			0.100	
11.000	0.000	0.000	0.000		5.12	-	-	0.000	0.000	0.000		0.001	-	-			0.000	0.000	0.000		0.001	-	-	0.000	0.000	0.000		0.001	-	-			0.110	
12.000	0.000	0.000	0.000		4.12	-	-	0.000	0.000	0.000		0.001	-	-			0.000	0.000	0.000		0.001	-	-	0.000	0.000	0.000		0.001	-	-			0.120	
13.000	0.000	0.000	0.000		3.13	-	-	0.000	0.000	0.000		0.001	-	-			0.000	0.000	0.000		0.001	-	-	0.000	0.000	0.000		0.001	-	-			0.130	
14.000	0.000	0.000	0.000		2.13	-	-	0.000	0.000	0.000		0.001	-	-			0.000	0.000	0.000		0.007	-	-	0.000	0.000	0.000		0.001	-	-			0.140	
15.000	0.000	0.000	0.000		1.21	-	-	0.000	0.000	0.000		0.001	-	-			0.000	0.000	0.000		0.081	-	20	0.000	0.000	0.000		0.001	-	-			0.150	
16.000	0.302	0.302	0.302	0.302	0.302	10	7	0.000	0.000	0.000		0.001	-	-			0.300	0.300	0.300	0.300	0.300	50	3	0.000	0.000	0.000		0.001	-	-			0.160	
17.000	0.000	0.000	0.000		0.147	-	-	0.203	0.203	0.199	0.203	0.203	70	-			0.000	0.000	0.000		1.02	-	-	0.000	0.000	0.000		0.001	-	-			0.170	
18.000	0.000	0.000	0.000		0.028	-	-	0.000	0.000	0.000		0.001	-	-			0.000	0.000	0.000		1.91	-	-	0.000	0.000	0.000		0.001	-	-			0.180	
19.000	0.000	0.000	0.000		0.003	-	-	0.000	0.000	0.000		0.001	-	-			0.000	0.000	0.000		2.90	-	-	0.000	0.000	0.000		0.001	-	-			0.190	
20.000	0.000	0.000	0.000		0.001	-	-	0.000	0.000	0.000		0.001	-	-			0.000	0.000	0.000		3.90	-	-	0.000	0.000	0.000		0.001	-	-			0.200	
22.000	0.000	0.000	0.000		0.001	-	-	0.000	0.000	0.000		0.001	-	-			0.000	0.000	0.000		5.90	-	-	0.000	0.000	0.000		0.001	-	-			0.220	
24.000	0.000	0.000	0.000		0.001	-	-										0.000	0.000	0.000		7.90	-	-										0.240	
Totals:						10	7					70	0	0	0							10	23					0	0	0	0			
Number of Trades:							1						7		0							6.00						0		0				

OTE (CR)

(Contract Size: 100 Securities, Exercise Style: American, Physical Delivery)

Exercise Price	Call Options													Put Options																						
	September 2024						October 2024						Other Months		September 2024						October 2024						Other Months		Exercise Price							
	Open price	Price max	Price min	Last price	Closing price	Volume	Open Interest	Open price	Price max	Price min	Last price	Closing price	Volume	Open Interest	Volume	Open Interest	Open price	Price max	Price min	Last price	Closing price	Volume	Open Interest	Open price	Price max	Price min	Last price	Closing price		Volume	Open Interest	Volume	Open Interest			
9.200	0.000	0.000	0.000		5.69	-	-										0.000	0.000	0.000		0.001	-	-												0.092	
9.600	0.000	0.000	0.000		5.29	-	-	0.000	0.000	0.000		0.001	-	-			0.000	0.000	0.000		0.001	-	-	0.000	0.000	0.000		0.001	-	-				0.096		
10.000	0.000	0.000	0.000		4.89	-	-	0.000	0.000	0.000		0.001	-	-			0.000	0.000	0.000		0.001	-	-	0.000	0.000	0.000		0.001	-	-				0.100		
11.000	0.000	0.000	0.000		3.89	-	-	0.000	0.000	0.000		0.001	-	-			0.000	0.000	0.000		0.009	-	-	0.000	0.000	0.000		0.001	-	-				0.110		
12.000	0.000	0.000	0.000		2.89	-	-	0.000	0.000	0.000		0.001	-	-			0.000	0.000	0.000		0.001	-	-	0.000	0.000	0.000		0.001	-	-				0.120		
13.000	0.000	0.000	0.000		1.91	-	-	0.000	0.000	0.000		0.001	-	-			0.000	0.000	0.000		0.011	-	-	0.000	0.000	0.000		0.001	-	-				0.130		
14.000	0.000	0.000	0.000		1.01	-	25	0.000	0.000	0.000		0.001	-	-			0.000	0.000	0.000		0.111	-	45	0.000	0.000	0.000		0.001	-	-				0.140		
15.000	0.410	0.410	0.410	0.410	0.410	1	-	0.000	0.000	0.000		0.001	-	-			0.000	0.000	0.000		0.487	-	-	0.000	0.000	0.000		0.001	-	-				0.150		
16.000	0.000	0.000	0.000		0.096	-	5	0.000	0.000	0.000		0.001	-	-			0.000	0.000	0.000		1.20	-	-	0.000	0.000	0.000		0.001	-	-				0.160		
17.000	0.000	0.000	0.000		0.015	-	-	0.000	0.000	0.000		0.001	-	-			0.000	0.000	0.000		2.13	-	-	0.000	0.000	0.000		0.001	-	-				0.170		
18.000	0.000	0.000	0.000		0.002	-	-	0.000	0.000	0.000		0.001	-	-			0.000	0.000	0.000		3.13	-	-	0.000	0.000	0.000		0.001	-	-				0.180		
19.000	0.000	0.000	0.000		0.001	-	-	0.000	0.000	0.000		0.001	-	-			0.000	0.000	0.000		4.13	-	-	0.000	0.000	0.000		0.001	-	-				0.190		
20.000	0.000	0.000	0.000		0.001	-	-	0.000	0.000	0.000		0.001	-	-			0.000	0.000	0.000		5.13	-	-	0.000	0.000	0.000		0.001	-	-				0.200		
Totals:						1	30					0	0	0	0						1	45											0	0	0	0
Number of Trades:						1						0	0	0							0.00											0	0			

PIRAEUS FINANCIAL HOLD (CR)

(Contract Size: 100 Securities, Exercise Style: American, Physical Delivery)

Call Options														Put Options																			
September 2024							October 2024							Other Months		September 2024							October 2024							Other Months		Exercise Price	
Open price	Price max	Price min	Last price	Closing price	Volume	Open Interest	Open price	Price max	Price min	Last price	Closing price	Volume	Open Interest	Volume	Open Interest	Open price	Price max	Price min	Last price	Closing price	Volume	Open Interest	Open price	Price max	Price min	Last price	Closing price	Volume	Open Interest	Volume	Open Interest		
1.800	0.000	0.000	0.000	2.19	-	-										0.000	0.000	0.000	0.001	-	-											0.018	
1.900	0.000	0.000	0.000	2.09	-	-										0.000	0.000	0.000	0.001	-	-											0.019	
2.000	0.000	0.000	0.000	1.99	-	-										0.000	0.000	0.000	0.001	-	-											0.020	
2.200	0.000	0.000	0.000	1.79	-	-										0.000	0.000	0.000	0.001	-	-											0.022	
2.400	0.000	0.000	0.000	1.59	-	-	0.000	0.000	0.000	0.001	-	-				0.000	0.000	0.000	0.001	-	-	0.000	0.000	0.000	0.001	-	-					0.024	
2.600	0.000	0.000	0.000	1.40	-	-	0.000	0.000	0.000	0.001	-	-				0.000	0.000	0.000	0.001	-	-	0.000	0.000	0.000	0.001	-	-					0.026	
2.800	0.000	0.000	0.000	1.20	-	-	0.000	0.000	0.000	0.001	-	-				0.000	0.000	0.000	0.001	-	-	0.000	0.000	0.000	0.001	-	-					0.028	
3.000	0.000	0.000	0.000	0.996	-	-	0.000	0.000	0.000	0.001	-	-				0.000	0.000	0.000	0.001	-	-	0.000	0.000	0.000	0.001	-	-					0.030	
3.200	0.000	0.000	0.000	0.798	-	-	0.000	0.000	0.000	0.001	-	-				0.000	0.000	0.000	0.002	-	-	0.000	0.000	0.000	0.001	-	-					0.032	
3.400	0.000	0.000	0.000	0.605	-	-	0.000	0.000	0.000	0.001	-	-				0.000	0.000	0.000	0.009	-	-	0.000	0.000	0.000	0.001	-	-					0.034	
3.600	0.000	0.000	0.000	0.427	-	-	0.000	0.000	0.000	0.001	-	-				0.000	0.000	0.000	0.030	-	-	0.000	0.000	0.000	0.001	-	-					0.036	
3.800	0.000	0.000	0.000	0.276	-	-	0.000	0.000	0.000	0.001	-	-				0.000	0.000	0.000	0.078	-	-	0.000	0.000	0.000	0.001	-	-					0.038	
4.000	0.000	0.000	0.000	0.160	-	-	0.000	0.000	0.000	0.001	-	-				0.000	0.000	0.000	0.163	-	-	0.000	0.000	0.000	0.001	-	-					0.040	
4.400	0.000	0.000	0.000	0.039	-	-	0.000	0.000	0.000	0.001	-	-				0.000	0.000	0.000	0.443	-	-	0.000	0.000	0.000	0.001	-	-					0.044	
4.800	0.000	0.000	0.000	0.006	-	-	0.000	0.000	0.000	0.001	-	-				0.000	0.000	0.000	0.812	-	-	0.000	0.000	0.000	0.001	-	-					0.048	
5.200	0.000	0.000	0.000	0.001	-	-	0.000	0.000	0.000	0.001	-	-				0.000	0.000	0.000	1.21	-	-	0.000	0.000	0.000	0.001	-	-					0.052	
5.600	0.000	0.000	0.000	0.001	-	-	0.000	0.000	0.000	0.001	-	-				0.000	0.000	0.000	1.61	-	-	0.000	0.000	0.000	0.001	-	-					0.056	
6.000	0.000	0.000	0.000	0.001	-	-	0.000	0.000	0.000	0.001	-	-				0.000	0.000	0.000	2.01	-	-	0.000	0.000	0.000	0.001	-	-					0.060	
6.400	0.000	0.000	0.000	0.001	-	-										0.000	0.000	0.000	2.41	-	-											0.064	
Totals:					0	0								0	0																		
Number of Trades:					0									0																			

PPC (CR)

(Contract Size: 100 Securities, Exercise Style: American, Physical Delivery)

Call Options														Put Options																			
September 2024							October 2024							Other Months		September 2024							October 2024							Other Months		Exercise Price	
Open price	Price max	Price min	Last price	Closing price	Volume	Open Interest	Open price	Price max	Price min	Last price	Closing price	Volume	Open Interest	Volume	Open Interest	Open price	Price max	Price min	Last price	Closing price	Volume	Open Interest	Open price	Price max	Price min	Last price	Closing price	Volume	Open Interest	Volume	Open Interest		
6.800	0.000	0.000	0.000	4.73	-	-										0.000	0.000	0.000	0.001	-	-											0.068	
7.200	0.000	0.000	0.000	4.33	-	-										0.000	0.000	0.000	0.001	-	-											0.072	
7.600	0.000	0.000	0.000	3.93	-	-										0.000	0.000	0.000	0.001	-	-											0.076	
8.000	0.000	0.000	0.000	3.54	-	-	0.000	0.000	0.000		3.55	-	-			0.000	0.000	0.000	0.001	-	-	0.000	0.000	0.000	0.000	0.002	-	-				0.080	
8.400	0.000	0.000	0.000	3.14	-	-	0.000	0.000	0.000		3.16	-	-			0.000	0.000	0.000	0.001	-	-	0.000	0.000	0.000	0.000	0.007	-	-				0.084	
8.800	0.000	0.000	0.000	2.74	-	-	0.000	0.000	0.000		2.77	-	-			0.000	0.000	0.000	0.001	-	-	0.000	0.000	0.000	0.000	0.017	-	-				0.088	
9.200	0.000	0.000	0.000	2.34	-	-	0.000	0.000	0.000		2.39	-	-			0.000	0.000	0.000	0.002	-	-	0.000	0.000	0.000	0.000	0.037	-	-				0.092	
9.600	0.000	0.000	0.000	1.95	-	-	0.000	0.000	0.000		2.03	-	-			0.000	0.000	0.000	0.007	-	-	0.000	0.000	0.000	0.000	0.072	-	-				0.096	
10.000	0.000	0.000	0.000	1.56	-	-	0.000	0.000	0.000		1.68	-	-			0.000	0.000	0.000	0.023	-	-	0.000	0.000	0.000	0.000	0.130	-	-				0.100	
11.000	0.000	0.000	0.000	0.733	-	67	0.000	0.000	0.000		0.965	-	-			0.000	0.000	0.000	0.192	-	5	0.000	0.000	0.000	0.000	0.408	-	-				0.110	
12.000	0.000	0.000	0.000	0.235	-	-	0.000	0.000	0.000		0.477	-	-			0.000	0.000	0.000	0.695	-	-	0.000	0.000	0.000	0.000	0.920	-	-				0.120	
13.000	0.000	0.000	0.000	0.049	-	-	0.000	0.000	0.000		0.206	-	-			0.000	0.000	0.000	1.51	-	-	0.000	0.000	0.000	0.000	1.65	-	-				0.130	
14.000	0.000	0.000	0.000	0.007	-	-	0.000	0.000	0.000		0.079	-	-			0.000	0.000	0.000	2.48	-	-	0.000	0.000	0.000	0.000	2.53	-	-				0.140	
15.000	0.000	0.000	0.000	0.001	-	-	0.000	0.000	0.000		0.027	-	-			0.000	0.000	0.000	3.48	-	-	0.000	0.000	0.000	0.000	3.49	-	-				0.150	
16.000	0.000	0.000	0.000	0.001	-	-	0.000	0.000	0.000		0.008	-	-			0.000	0.000	0.000	4.48	-	-	0.000	0.000	0.000	0.000	4.48	-	-				0.160	
17.000	0.000	0.000	0.000	0.001	-	-	0.000	0.000	0.000		0.002	-	-			0.000	0.000	0.000	5.48	-	-	0.000	0.000	0.000	0.000	5.48	-	-				0.170	
18.000	0.000	0.000	0.000	0.001	-	-										0.000	0.000	0.000	6.48	-	-											0.180	
Totals:					0	67						0	0	0	0	0						0	5							0	0	0	0
Number of Trades:					0							0	0	0	0	0						0.00							0	0	0	0	

Lending Products	Underlying Title	Open Interest[5]	Multilateral Transactions[1]				Bilateral Transactions[2]		Stock Borrowing through OTC (volume)[3]	
			Volume(Offered)	Average Weighted	Transactions volume	Average Weighted	Transactions Volume	Average Weighted	Transactions Volume	
ADMIEBOR	ADMIE (IPTO) HOLDING S.A. (CR)	---	---	---	---	---	---	---	254,440	
AEGNBOR	AEGEAN AIRLINES (CR)	---	---	---	---	---	---	---	385,952	
AETFBOR	ALPHA ETF FTSE Athex Large Cap	---	---	---	---	---	---	---	---	
ALPHABOR	ALPHA SERVICES HOLD (CR)	10,000	---	---	---	---	---	---	65,827,237	
AIABOR	ATHENS INTL AIRPORT (CR)	---	---	---	---	---	---	---	273,934	
ACAGBOR	AUSTRIACARD (CB)	---	---	---	---	---	---	---	1,000	
OTOELBOR	AUTOHELLAS SA (CR)	1,500	---	---	---	---	---	---	72,689	
AVAXBOR	AVAX S.A. (CR)	---	---	---	---	---	---	---	---	
EEEBOR	CC HBC AG (CR)	26,598	---	---	4,046	5.39%	---	---	79,747	
CENERBOR	CENERGY HOLDINGS (CB)	---	---	---	---	---	---	---	11,153	
DIMANDBOR	DIMAND (CR)	---	---	---	---	---	---	---	86,031	
ELLAKTORBOR	ELLAKTOR (CR)	2,681	---	---	---	---	---	---	91,716	
ELHABOR	ELVALHALCOR (CR)	788	---	---	---	---	---	---	259,786	
EPSILBOR	EPSILON NET (CR)	---	---	---	---	---	---	---	8,000	
EUROBBOR	EUROBANK HOLDINGS (CR)	170,529	---	---	56,728	5.18%	---	---	35,944,223	
EYDAPBOR	EYDAP S.A. (CR)	845	---	---	---	---	---	---	207,465	
FOYRKBOR	FOURLIS (CR)	611	---	---	---	---	---	---	44,673	
GEKTERNABOR	GEK TERNA (CR)	---	---	---	---	---	---	---	5,700	
SARBOR	GR. SARANTIS S.A. (CR)	6,004	---	---	701	5.67%	---	---	16,411	
EXAEBOR	HELLENIC EXCHANGES-A.S.E. (CR)	10,650	---	---	---	---	---	---	152,047	
ELPEBOR	HELLENIQ ENERGY (CR)	---	---	---	---	---	---	---	980,481	
INTEKBOR	IDEAL HOLDINGS (CR)	---	---	---	---	---	---	---	14,800	
INTRKBOR	INTRACOM HOLDINGS (CR)	---	---	---	---	---	---	---	12,500	
INKATBOR	INTRAKAT (CR)	---	---	---	---	---	---	---	700,320	
INLOTBOR	INTRALOT (CR)	---	---	---	---	---	---	---	322,055	
BELABOR	JUMBO SA (CR)	6,029	---	---	2,801	4.75%	---	---	215,735	
KRIBOR	KRI-KRI S.A. (CR)	---	---	---	---	---	---	---	2	
LAMDABOR	LAMDA DEVELOPMENT SA (CR)	---	---	---	---	---	---	---	233,705	
LAVIBOR	LAVIPHARM SA (CR)	---	---	---	---	---	---	---	---	
MYTILBOR	METLEN ENERGY & METALS (CR)	1,000	---	---	---	---	---	---	188,889	
MIGBOR	MIG (CR)	541	---	---	---	---	---	---	40,179	

Stock Lending Notes

[1] - Multilateral contracts Lending or Borrowing as per Methods 8-1, 8-2 and 8-3-3 (According to ATHEX BoD Resolution No.17)

[2] - Bilateral Contracts Lending or Borrowing as per Methods 8-3-1 and 8-3-2 & Contracts as per Method 4 (According to ATHEX BoD Resolution No.20)

[3] - The information concerning OTC Stock Borrowing Transactions is based on the statements of the Dematerialised Securities System (DSS) operators involved and refers to volumes that have been registered up until the previous working day.

[4] - Average Price (Volume weighted)

[5] - The Data concerning Open Interest before the start of trading session

Lending Products	Underlying Title	Open Interest[5]	Multilateral Transactions[1]				Bilateral Transactions[2]		Stock Borrowing through OTC (volume)[3]	
			Volume(Offered)	Average Weighted	Transactions volume	Average Weighted	Transactions Volume	Average Weighted	Transactions Volume	
MOHBOR	MOTOR OIL (CR)	1,000	---	---	---	---	---	---	1,520,557	
ETEBOR	NATIONAL BANK (CR)	58,735	---	---	---	---	200	0.01%	11,797,135	
OPAPBOR	OPAP (CR)	8,587	---	---	6,264	4.85%	---	---	1,717,557	
OPTIMABOR	OPTIMA BANK (CR)	6,000	---	---	---	---	---	---	1,055,654	
HTOBOR	OTE (CR)	---	---	---	---	---	---	---	1,554,876	
PPABOR	P.P.A. S.A. (CR)	1,000	---	---	---	---	---	---	73,880	
TPEIRBOR	PIRAEUS FINANCIAL HOLD (CR)	10,000	---	---	---	---	---	---	13,602,624	
PPCBOR	PPC (CR)	2,000	---	---	---	---	---	---	1,468,344	
PROFBOR	PROFILE SA (CR)	---	---	---	---	---	---	---	6,192	
QUESTBOR	QUEST HOLDINGS (CR)	391	---	---	---	---	---	---	24,865	
OLYMPBOR	TECHNICAL OLYMPIC SA (CR)	---	---	---	---	---	---	---	---	
TENERGYBOR	TERNA ENERGY (CR)	---	---	---	---	---	---	---	547,194	
EYAPSBOR	THESSALONIKA WATER & SEWERAGE	---	---	---	---	---	---	---	---	
PLATBOR	THRACE PLASTICS SA (CR)	---	---	---	---	---	---	---	1,596	
TITCBOR	TITAN CEMENT (CB)	289	---	---	1,644	4.75%	---	---	204,466	
VIORBOR	VIOHALCO SA/NV (CB)	744	---	---	---	---	---	---	---	

Stock Lending Notes

[1] - Multilateral contracts Lending or Borrowing as per Methods 8-1, 8-2 and 8-3-3 (According to ATHEX BoD Resolution No.17)

[2] - Bilateral Contracts Lending or Borrowing as per Methods 8-3-1 and 8-3-2 & Contracts as per Method 4 (According to ATHEX BoD Resolution No.20)

[3] - The information concerning OTC Stock Borrowing Transactions is based on the statements of the Dematerialised Securities System (DSS) operators involved and refers to volumes that have been registered up until the previous working day.

[4] - Average Price (Volume weighted)

[5] - The Data concerning Open Interest before the start of trading session

Sectors codification for listed companies

12003-	ETF	10101010	Computer Services
10101015	Software	10102030	Computer Hardware
15101010	Telecommunications Equipment	15102015	Telecommunications Services
20101010	Health Care Facilities	20101025	Health Care Services
20102010	Medical Equipment	20103015	Pharmaceuticals
30101010	Banks	30202000	Diversified Financial Services
30202010	Asset Managers & Custodians	30202015	Investment Services
30204000	Closed End Investments	30302010	Full Line Insurance
30302015	Insurance Brokers	30302025	Property and Casualty Insurance
35101010	Real Estate Holding and Development	35101015	Real Estate Services
35102000	Diversified REITs	35102030	Office REITs
35102045	Retail REITs.	40201040	Rental & Leasing Services: Consumer
40202010	Home Construction	40202015	Household Furnishings
40202020	Household Appliance	40203040	Electronic Entertainment
40204020	Clothing & Accessories	40301010	Entertainment
40301030	Publishing	40301035	Radio & TV Broadcasters
40401010	Diversified Retailers	40401020	Apparel Retailers
40401025	Home Improvement Retailers	40401030	Specialty Retailers
40501010	Airlines	40501015	Travel & Tourism
40501020	Casinos & Gambling	40501025	Hotels & Motels
45101015	Distillers & Vintners	45101020	Soft Drinks
45102010	Farming Fishing Ranching & Plantations	45102020	Food Products
45103010	Tobacco	45201010	Food Retailers & Wholesalers
45201020	Personal Products	50101010	Construction
50101020	Building Roof/Wallboard and Plumbing	50101030	Cement
50101035	Building Materials: Other	50202010	Electrical Components
50203015	Plastics	50203030	Containers & Packaging
50204000	Machinery: Industrial	50204020	Machinery: Construction & Handling
50205010	Industrial Suppliers	50205020	Back Office Support HR & Consulting
50205030	Forms & Bulk Printing Services	50206015	Commercial Vehicles & Parts
50206030	Marine Transportation	50206060	Transportation Services
55101000	Diversified Materials	55101020	Textile Products
55102000	General Mining	55102010	Iron & Steel
55102015	Metal Fabricating	55102035	Aluminum
60101020	Oil Refining and Marketing	65101010	Alternative Electricity
65101015	Conventional Electricity	65102000	Multi-Utilities
65102030	Water		



ATHEX
Athens Stock Exchange

Λεωφ. Αθηνών 110 104 42 Αθήνα
110, Athinon Ave. GR 104 42 Athens
tel. (+30)210-33.66.800, fax (+30)210-33.66.101
www.athexgroup.gr