

24

Ημερήσιο Δελτίο  
Συναλλακτικής Δραστηριότητας

Daily Official List  
of Trading Activity

Tuesday, 13 August, 2024

Year: 145 Trading Day No: 152



**ATHEXGROUP**  
Athens Exchange Group

**Disclaimer:**

Hellenic Exchanges-Athens Stock Exchange S.A endeavours to ensure that the data and other material ("Information") presented on the Daily Official List are accurate and complete, but it is not liable for any errors or omissions of data or /and for the accuracy, credibility, updating and completeness of the aforesaid information nor it has any liability arising directly or indirectly from the use of the above Information.

The Company is not liable for the accuracy of the data included in listed companies' announcements. Only the sender of such an announcement is fully and solely liable for any infringement of third party's rights from the content of such announcement. All contents of the Daily Official List are provided only for information purposes and do not constitute investment advice or solicitation to invest in securities or other products listed for trading on the Exchange.

You acknowledge and agree that the Company is the owner of any property rights related to any Information appearing on the Daily Official List including intellectual property rights copyright, trademarks, etc.

The above data are a property of the Hellenic Exchanges-Athens Exchange and are copyright protected. Users are forbidden to reproduce, modify, copy, sale, transmit or redistribute, by all reproduction means and methods, part or the whole of the above data, without reference to their source.

The commercial exploitation of these data is, also, forbidden by third parties. Hellenic Exchanges-Athens Exchange does not carry any responsibility, direct or indirect, derived from usage or accidental alteration of the above data when used by third parties.

---

**Hellenic Exchanges – Athens Stock Exchange S.A.**

110 Athinon Ave., 10442 Athens, Tel: (210) 33.66.800, Fax: (210) 32.13.938

[www.athexgroup.gr](http://www.athexgroup.gr)

---

**Thessalonica Stock Exchange Center (T.S.E.C)**

16-18 Katouni Str., Thessalonica 546 25 Tel: (2310) 567.667, Fax: (2310) 530.545

---

**Athex Members Guarantee Fund**

14-16 Fidiou Str., Athens 106 78, Tel: (210) 33.04.682, Fax: (210) 33.04.155

---

**Hellenic Republic Capital Market Commission**

1 Kolokotroni Str. & 1 Stadiou Str., Athens 10562 Tel: (210) 33.77.100 Fax: (210) 33.77.173

---

**Table of Contents**

---

**Section 1: Statistical Figures of Securities, Derivatives and Lending**

Summary of Markets

Athex Indices

Analytic Figures for Athex Market's Boards and Categories

Trading Details by Athex Sectors and Financial Instruments (ETFs)

Top 10 best &amp; worst performing Shares

Derivatives Summary

**Section 2: Analytic Figures of Shares Transactions**

Analytic Figures of Shares Transactions

Shares' Notes

**Section 3: Figures of Securities Transactions**

Securities Blocks Details

Shares Rights Details

Stock Borrowing

Forced Sales Details

Forced Sales Registered Shares

Exchange Traded Funds (ETFs) Characteristics

**Section 5: Bonds traded in Fixed Income Assets Market**

Convertible Corporate Bonds - Regulated Market

Non Convertible Corporate Bonds - Regulated Market

Government Bonds

Treasury Bills &amp; Zero Coupon Government Bonds

Government Bonds Traded with the Open Outcry Method

State Banks Bonds

**Section 6: Additional Infos**

Athex &amp; ATHEXClear Members List

List of Stocks under Market Making operations

**Section 7: Derivatives Market Analytic Figures**

Index Futures

Stock Futures

Index Options

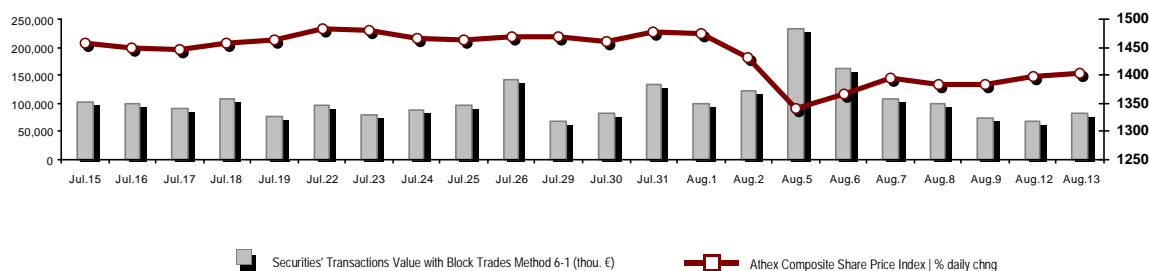
Stock Options

Stock Lending Analytic Figures

**Appendix A: Sectors codification for listed companies**

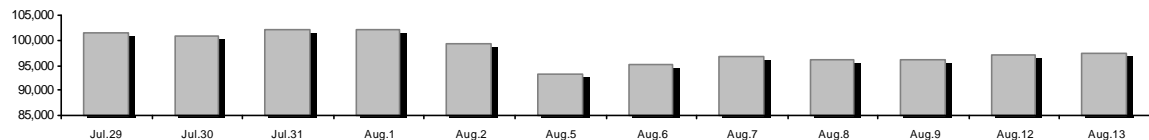
## Summary of Markets

Athex Composite Share Price Index vs Shares and Derivatives Transactions Value

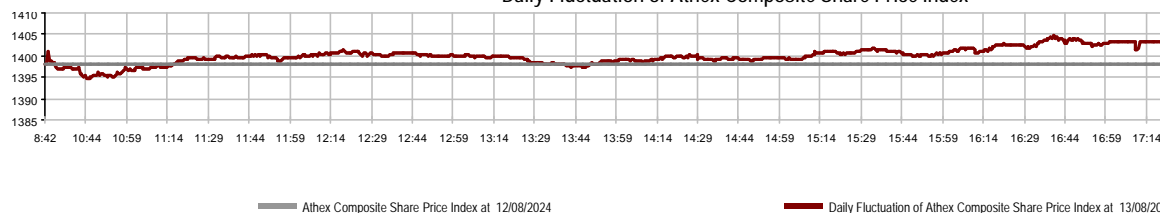


Athex Capitalisation (mill. €) **:	97,366.73		Derivatives Total Open Interest	409,286
Daily change: mill. €   %	377.42	0.39%	in Index Futures   % daily chng	5,473 1.98%
Yearly Avg Capitalisation: mill. €   % chng prev year Avg	97,565.80	21.37%	in Stock Futures   % daily chng	402,071 -0.07%
Athex Composite Share Price Index   % daily chng	1,403.17	0.36%	in Index Options   % daily chng	1,011 0.00%
Athex Composite Share Price Index Capitalisation (mill. €)	88,959.52		in Stock Options   % daily chng	731 0.00%
Daily change (mill. €)	351.48			
Securities' Transactions Value with Block Trades Method 6-1 (t)	82,301.26		Derivatives Contracts Volume:	28,512
Daily change: %	13,376.50	19.41%	Daily change: pieces   %	8,039 39.27%
YtD Avg Trans. Value: thou. €   % chng prev year Avg	132,500.14	20.93%	YtD Avg Derivatives Contracts % chng prev year Avg	37,305 -15.14%
Blocks Transactions Value of Method 6-1 (thou. €)	4,251.77		Derivatives Trades Number:	1,576
Blocks Transactions Value of Method 6-2 & 6-3 (thou. €)	20.71		Daily change: number   %	269 20.58%
Bonds Transactions Value (thou.€)	360.77		YtD Avg Trades number % chng prev year Avg	1,962 -15.82%
Securities' Transactions Volume with Block Trades Method 6-1 (tho)	15,508.25		Lending Total Open Interest	411,357
Daily change: thou. pieces   %	15.04	0.10%	Daily change: pieces   %	0 0.00%
YtD Avg Volume: % chng prev year Avg	29,199.99	-13.15%	Lending Volume (Multilateral/Bilateral)	2,519
Blocks Transactions Volume of Method 6-1 (thou. Pieces)	365.27		Daily change: pieces   %	2,519
Blocks Transactions Volume of Method 6-2 & 6-3 (thou. Pieces)	3.67		Multilateral Lending	2,519
Bonds Transactions Volume	370,000		Bilateral Lending	0
Securities' Trades Number with Block Trades Method 6-1	29,368		Lending Trades Number:	3
Daily change: number   %	5,519	23.14%	Daily change: %	3
YtD Avg Trades number % chng prev year Avg	38,707	6.86%	Multilateral Lending Trades Number	3
Number of Blocks Method 6-1	7		Bilateral Lending Trades Number	0
Number of Blocks Method 6-2 & 6-3	2			
Number of Bonds Transactions	92			

Athex Capitalisation (mill. €) \*\*



Daily Fluctuation of Athex Composite Share Price Index



## Athex Indices

Index name	13/08/2024	12/08/2024	pts.	%	Min	Max	Year min	Year max	Year change
Athex Composite Share Price Index	1,403.17 #	1,398.20	4.97	0.36%	1,394.62	1,404.62	1,293.14	1,505.35	8.51% #
Athex Composite Index Total Return Index	2,646.04 #	2,636.67	9.37	0.36%	2,629.91	2,648.76	2,355.44	2,789.06	12.34% #
Athex ESG Index	1,606.34 #	1,600.11	6.23	0.39%	1,596.48	1,609.58	1,471.77	1,722.97	9.14% #
ATHEX Alternative Market Price Index	13,676.39 #	13,661.46	14.93	0.11%	13,617.74	13,788.31	9,352.11	15,217.49	46.24% #
FTSE/Athex Large Cap	3,418.17 #	3,404.58	13.59	0.40%	3,396.98	3,425.88	3,122.79	3,665.50	9.46% #
FTSE/Athex Mid Cap Index	2,232.93 #	2,220.27	12.66	0.57%	2,219.57	2,233.00	2,054.77	2,459.55	-0.79% €
FTSE/ATHEX High Dividend Yield Index	3,780.17 €	3,782.53	-2.36	-0.06%	3,764.01	3,787.70	3,629.54	4,217.66	0.23% #
FTSE/Athex Market Index	815.45 #	811.91	3.54	0.44%	810.34	816.86	746.82	875.18	9.19% #
FTSE/Athex Banks	1,241.80 #	1,231.91	9.89	0.80%	1,230.13	1,247.49	1,057.67	1,354.57	16.97% #
FTSE/ATHEX TECHNOLOGY & TELECOMMUNICAT	5,437.45 #	5,422.48	14.97	0.28%	5,414.14	5,466.57	4,915.95	5,705.00	7.20% #
FTSE/ATHEX FINANCIAL SERVICES	5,829.38 #	5,782.69	46.69	0.81%	5,775.21	5,855.46	4,996.31	6,357.41	16.26% #
FTSE/ATHEX REAL ESTATE	4,838.53 €	4,847.69	-9.16	-0.19%	4,812.60	4,855.48	4,507.00	5,120.52	-2.46% €
FTSE/ATHEX CONSUMER DISCRETIONARY	4,846.15 #	4,807.23	38.92	0.81%	4,803.64	4,875.15	4,663.68	5,557.48	-3.38% €
FTSE/ATHEX CONSUMER STAPLES	6,255.39 #	6,217.02	38.37	0.62%	6,204.48	6,283.44	5,069.68	6,491.28	22.93% #
FTSE/ATHEX INDUSTRIALS	6,263.28 #	6,262.99	0.29	0.00%	6,222.92	6,269.42	5,044.08	6,587.56	23.26% #
FTSE/ATHEX BASIC MATERIALS	4,673.25 #	4,621.33	51.92	1.12%	4,598.52	4,673.25	4,369.10	5,876.05	-4.03% €
FTSE/ATHEX ENERGY & UTILITIES	4,844.78 €	4,874.64	-29.86	-0.61%	4,826.37	4,874.64	4,536.38	5,474.06	-2.86% €
Athex All Share Index	327.03 #	325.76	1.27	0.39%	327.03	327.03	304.60	347.29	8.29% #
Hellenic Mid & Small Cap Index	2,004.47 #	2,002.99	1.48	0.07%	1,995.03	2,005.07	1,881.89	2,157.15	3.91% #
FTSE/Athex Large Cap Total Return	5,864.16 #	5,840.85	23.31	0.40%			5,201.70	6,187.73	13.49% #
FTSE/Athex Mid Cap Total Return	3,048.61 #	3,031.33	17.28	0.57%			2,872.41	3,302.69	0.57% #
MSCI GREECE REBASED	5,357.04 #	5,333.84	23.20	0.43%	5,317.02	5,384.20	4,964.20	5,837.84	7.47% #
Hellenic Corporate Bond Index	134.79 #	134.76	0.04	0.03%			129.54	134.92	3.97% #
Hellenic Corporate Bond Price Index	92.34 €	92.35	0.00	0.00%			90.52	92.53	1.87% #

Note 1: FTSE/Med 100, Hellenic Corporate Bond Price Index and Hellenic Corporate Bond Index closing prices refer to the previous trading day of 09/08/2024.

Note 2: The Hellenic Mid & Small Cap Index is a Customized index calculated by the Athens Exchange.

## Analytic Figures for Athex Market's Boards and Categories

	Total Traded Securities	Main Market	Surveillance	Exchange Traded Funds (ETFs)
Totals	117	111	5	1
Gain / Lose / Same:	54 / 37 / 26	52 / 36 / 23	1 / 1 / 3	1 / 0 / 0
Athex Capitalisation (mill. €) **	97,366.73	97,301.51	65.22	
Daily Average Trans/ons Value(thou.€)	132,500.14	132,331.51	32.82	254.79
Transactions Value	82,321.97	82,235.42	11.01	75.54
Main Board:	78,049.50	77,962.95	11.01	75.54
Blocks Board 6_2_3:	4,272.47	4,272.47	0.00	0.00
Forced Sales Board:	0.00	0.00	0.00	0.00
Special Terms Board:	0.00	0.00	0.00	0.00
Daily Average Transactions Volume	29,199,988	29,066,769	146,319	7,367
Transactions Volume	15,511,917	15,439,365	70,337	2,215
Main Board:	15,142,984	15,070,432	70,337	2,215
Blocks Board 6_2_3:	368,933	368,933	0	0
Forced Sales Board:	0	0	0	0
Special Terms Board:	0	0	0	0
Daily Average Number of Trades	38,707	38,596	62	50
Number of Trades	29,370	29,319	31	20
Main Board:	29,361	29,310	31	20
Blocks Board 6_2_3:	9	9	0	0
Forced Sales Board:	0	0	0	0
Special Terms Board:	0	0	0	0

## Trading Details by Athex Sectors and Financial Instruments (ETFs)

Code	Sectors	Gain / Lose / Same	Number of Trades	Transactions Volume	Transactions Value	% of Total Trans. Value
3010	- Banks	5 / 2 / 0	9,351	10,273,235	29,540,937.37	35.88%
5510	- Basic Resources	7 / 1 / 1	524	185,563	611,915.68	0.74%
5010	- Construction & Materials	5 / 6 / 2	1,927	597,934	3,488,768.00	4.24%
4020	- Consumer Products & Services	2 / 1 / 2	158	30,289	82,919.32	0.10%
6010	- Energy	1 / 3 / 0	5,184	717,476	13,548,292.76	16.46%
12000	- Financial Instruments	1 / 0 / 0	20	2,215	75,541.19	0.09%
3020	- Financial Services	3 / 2 / 0	322	34,408	155,195.54	0.19%
4510	- Food Beverage & Tobacco	2 / 3 / 1	323	96,478	685,104.98	0.83%
2010	- Health Care	1 / 1 / 1	96	42,974	39,486.32	0.05%
5020	- Industrial Goods & Services	3 / 6 / 5	1,608	540,165	4,008,280.90	4.87%
3030	- Insurance	1 / 0 / 0	19	3,248	15,925.90	0.02%
4030	- Media	0 / 0 / 2	5	301	137.59	0.00%
4520	- Personal Care, Drug & Grocery Stores	1 / 1 / 0	150	10,703	85,665.76	0.10%
3510	- Real Estate	5 / 2 / 5	724	278,683	882,724.56	1.07%
4040	- Retail	4 / 1 / 2	1,759	297,177	4,647,736.16	5.65%
1010	- Technology	5 / 3 / 4	577	136,681	577,312.05	0.70%
1510	- Telecommunications	2 / 0 / 0	1,507	720,072	10,480,464.63	12.73%
4050	- Travel & Leisure	4 / 2 / 0	1,809	840,746	3,525,072.95	4.28%
6510	- Utilities	2 / 3 / 1	3,307	703,569	9,870,489.50	11.99%

## Top 10 best &amp; worst performing Shares

## Main Market

With positive Price change			With negative Price change		
	Closing price	change		Closing price	change
KLOUKINAS - LAPPAS SA (CR)	1.45	5.84% #	DOMIKI KRITIS SA (CR)	3.3	-6.78% €
INTERWOOD-XYLEMPORIA (CR)	0.271	3.04% #	MOTOR OIL (CR)	21.02	-3.67% €
KRI-KRI S.A. (CR)	11.9	2.59% #	QUALITY & RELIABILITY SA (CR)	1.072	-1.65% €
CENERGY HOLDINGS (CB)	9.68	2.22% #	ORLINA PROPERTIES REIC (CR)	0.855	-1.61% €
VIOHALCO SA/NV (CB)	5.55	1.83% #	THRACE PLASTICS SA (CR)	4.025	-1.59% €
PIRAEUS FINANCIAL HOLD (CR)	3.898	1.78% #	EVROFARMA SA (CR)	1.51	-1.31% €
THESSALONIKA WATER & SEWERAGE	3.22	1.58% #	AEGEAN AIRLINES (CR)	10.6	-1.21% €
NATIONAL BANK (CR)	7.61	1.33% #	METLEN ENERGY & METALS (CR)	33.68	-1.00% €
PPC (CR)	11.64	1.31% #	IKTINOS HELLAS SA (CR)	0.35	-0.99% €
ALPHA SERVICES HOLD (CR)	1.57	1.29% #	EUROBANK HOLDINGS (CR)	2	-0.94% €
With the highest Transactions Value			With the highest Transactions Volume		
	Value (thou. €)	change		Volume	change
MOTOR OIL (CR)	12,790.62	-3.67% €	ALPHA SERVICES HOLD (CR)	3,557,799	1.29% #
PIRAEUS FINANCIAL HOLD (CR)	10,814.73	1.78% #	EUROBANK HOLDINGS (CR)	3,007,853	-0.94% €
OTE (CR)	10,475.24	0.14% #	PIRAEUS FINANCIAL HOLD (CR)	2,785,016	1.78% #
NATIONAL BANK (CR)	6,831.46	1.33% #	NATIONAL BANK (CR)	898,913	1.33% #
EUROBANK HOLDINGS (CR)	6,032.07	-0.94% €	OTE (CR)	719,253	0.14% #
ALPHA SERVICES HOLD (CR)	5,573.17	1.29% #	INTRALOT (CR)	642,755	0.36% #
PPC (CR)	4,894.65	1.31% #	MOTOR OIL (CR)	606,105	-3.67% €
JUMBO SA (CR)	4,241.60	0.90% #	PPC (CR)	422,693	1.31% #
METLEN ENERGY & METALS (CR)	3,944.14	-1.00% €	ATHENS INTL AIRPORT (CR)	264,920	-0.72% €
OPAP (CR)	2,433.67	1.22% #	CENERGY HOLDINGS (CB)	189,322	2.22% #

Note: Stocks that are not included in the "Under Supervision" category, and the transactions value is more than 10,000 €.

## Derivatives Summary

	Number of Trades	Volume	Open Interest
<b>Index Futures</b>	<b>297</b>	<b>4,514</b>	<b>5,473</b>
FTSE/Athex Banks	0	0	1,259
FTSE/Athex Large Cap	297	4,514	4,191
MSCI GREECE REBASED	0	0	23
<b>Stock Futures</b>	<b>1,268</b>	<b>23,913</b>	<b>402,071</b>
ADMIE (IPTO) HOLDING S.A. (CR)	4	14	21,965
AEGEAN AIRLINES (CR)	14	49	3,357
ALPHA SERVICES HOLD (CR)	160	10,522	156,364
ATHENS INTL AIRPORT (CR)	4	36	1,080
AUTOHELLAS SA (CR)	0	0	146
AVAX S.A. (CR)	0	0	737
CC HBC AG (CR)	0	0	165
CENERGY HOLDINGS (CB)	31	142	3,829
ELLAKTOR (CR)	13	59	3,324
ELVALHALCOR (CR)	3	19	4,898
EUROBANK HOLDINGS (CR)	66	1,207	16,654
EYDAP S.A. (CR)	5	17	4,249
FOURLIS (CR)	8	32	1,107
GEK TERNA (CR)	20	128	12,459
HELLENIC EXCHANGES-A.S.E. (CR)	3	10	3,763
HELLENIQ ENERGY (CR)	9	37	5,685
INTRACOM HOLDINGS (CR)	10	37	7,323
INTRAKAT (CR)	5	22	2,389
JUMBO SA (CR)	4	13	499
LAMDA DEVELOPMENT SA (CR)	14	48	5,960
METLEN ENERGY & METALS (CR)	29	54	4,109
MIG (CR)	0	0	99
MOTOR OIL (CR)	156	488	2,972
NATIONAL BANK (CR)	178	1,489	16,010
OPAP (CR)	14	57	1,402
OPTIMA BANK (CR)	0	0	52
OTE (CR)	12	135	3,320
P.P.A. S.A. (CR)	0	0	75
PIRAEUS FINANCIAL HOLD (CR)	292	8,035	65,611
PPC (CR)	192	1,208	26,638
QUEST HOLDINGS (CR)	0	0	183
TERNA ENERGY (CR)	0	0	20,846
TITAN CEMENT (CB)	3	3	425
VIOHALCO SA/NV (CB)	19	52	4,376
<b>Index Options</b>	<b>10</b>	<b>82</b>	<b>1,011</b>
FTSE/Athex Large Cap	10	82	1,011
<b>Stock Options</b>	<b>1</b>	<b>3</b>	<b>731</b>
ALPHA SERVICES HOLD (CR)	0	0	0
NATIONAL BANK (CR)	0	0	310
OPAP (CR)	0	0	119
OTE (CR)	0	0	141
PIRAEUS FINANCIAL HOLD (CR)	0	0	20
PPC (CR)	1	3	141
<b>Total Derivatives Traded</b>	<b>1,576</b>	<b>28,512</b>	<b>409,286</b>



Number of Outstanding Securities	Nominal Value	Dividends [1] 2021 2022 2023	Date of Last Dividend [2]	Last Coupon Right	Note	Shares	Closing price	% change	Previous closing price/date	Open price	Price min	Price max	Last price	Avg price	Last Bid [7]	Last Ask [7]	P/E after tax	Year	Volume	Trades	Transactions Value[8]	Company Mkt Value (thou. €)	Year low	Year high	Sector[4]	
2,352,839,697	0.290	-- -- 0.026	26/07/2024	18/04/2017	--	ALPHA SERVICES HOLD (CR)	1.57	1.29 P	1.55 12/08/2024	1.554	1.544	1.5795	1.57	1.566	2115@1.57	6102@1.58	--	--	3,557,799	1,840	5,573,168.09	3,693,958.32	1.444	1.79	30101010	
36,353,868	1.00	-- (0.025)	0.1	16/07/2024	21/08/2023	--	AUSTRIACARD (CB)	5.82	0.87 P	5.77 12/08/2024	5.75	5.75	5.85	5.82	5.783	47@5.82	900@5.84	--	--	28,975	77	167,555.48	211,579.51	5.35	6.8	10101010
48,624,764	0.080	0.46 0.65	0.7	22/04/2024	05/12/2022	--	AUTOHELLAS SA (CR)	11.26	-- ~	11.26 12/08/2024	11.3	11.08	11.3	11.26	11.192	450@11.08	1466@11.26	--	--	6,347	88	71,037.66	547,514.84	10.4	14.1	40201040
190,162,681	--	0.05	0.08	25/06/2024	07/12/2016	--	CENERGY HOLDINGS (CB)	9.68	2.22 P	9.47 12/08/2024	9.47	9.46	9.68	9.68	9.586	38@9.60	450@9.70	--	--	189,322	491	1,814,801.41	1,840,774.75	6.71	10	50202010
373,175,988	6.70	0.71 0.78	0.93	30/05/2024	29/04/2013	--	CC HBC AG (CR)	31.96	1.01 P	31.64 12/08/2024	31.64	31.64	31.96	31.96	31.802	1000@31.70	1@31.96	--	--	995	18	31,643.121	1,926,704.58	25.66	34.04	45101020
3,664,399,104	0.220	-- -- 0.0933	25/07/2024	20/05/2019	--	EUROBANK HOLDINGS (CR)	2	-0.94 E	2.019 12/08/2024	2.002	1.998	2.025	2	2.005	2065@2.00	1090@2.01	--	--	3,007,853	2,056	6,032,074.23	7,328,798.21	1.599	2.263	30101010	
305,635,185	2.18	0.1 0.3	0.9	10/07/2024	01/10/2003	--	HELLENIO ENERGY (CR)	7.08	0.14 P	7.07 12/08/2024	7.13	6.96	7.13	7.08	7.027	10@7.06	744@7.09	--	--	106,520	524	748,519.38	2,163,897.11	6.75	8.81	60101020
83,600,000	0.690	-- -- 0.0504	25/06/2024	02/07/2024	--	INTRACOM HOLDINGS (CR)	3.025	-0.16 E	3.03 12/08/2024	3.015	3.01	3.085	3.025	3.037	414@3.03	400@3.05	--	--	27,514	117	83,571.57	252,890.00	2.835	4.335	10101010	
160,523,985	0.300	-- --	--	12/08/2008	30/12/2022	--	INTRAKAT (CR)	5.06	-0.20 E	5.07 12/08/2024	5.07	4.985	5.12	5.06	5.032	2240@5.00	4880@5.06	--	--	184,073	366	926,309.92	812,251.36	4.46	5.64	50101010
136,059,759	0.880	0.77 0.322	1	10/07/2024	05/03/2014	--	JUMBO SA (CR)	22.5	0.90 P	22.3 12/08/2024	22.3	22.3	22.94	22.5	22.668	712@22.48	225@22.54	--	--	187,115	1,445	4,241,604.56	3,061,344.58	21.68	30.1	40401010
176,736,715	0.300	-- --	--	30/05/2007	27/11/2019	--	LAMDA DEVELOPMENT SA (CR)	7.1	-0.70 E	7.15 12/08/2024	7.16	7.04	7.17	7.1	7.095	638@7.08	64@7.10	--	--	61,447	307	435,982.09	1,254,830.68	6.15	7.65	35101010
142,891,161	0.970	0.4341 1.24	1.5531	26/06/2024	07/07/2017	--	METLEN ENERGY & METALS (CR)	33.68	-1.00 E	34.02 12/08/2024	34	33.6	34.24	33.68	33.841	27@33.68	144@33.80	--	--	116,549	1,277	3,944,144.52	4,812,574.30	31.58	39.56	65102000
13,968,683	0.100	0.036 0.0421	0.0526	28/06/2024	02/11/2021	--	PERFORMANCE TECHNOLOGIES (CR)	6.54	0.46 P	6.51 12/08/2024	6.53	6.45	6.55	6.54	6.519	12@6.51	41@6.54	--	--	8,664	53	56,480.18	91,355.19	4.7	7.48	10101010
27,345,120	0.280	-- --	--	18/07/2005	26/02/2014	--	QUALITY & RELIABILITY SA (CR)	1.072	-1.65 E	1.09 12/08/2024	1.09	1.072	1.09	1.072	1.079	5710@1.07	1500@1.09	--	--	15,056	42	16,239.86	29,313.97	0.6	1.62	10101010
78,325,475	--	0.6 0.85	25/06/2024	23/07/2019	--	TITAN CEMENT (CB)	30.45	-0.16 E	30.5 12/08/2024	30.6	30.15	30.6	30.45	30.41	178@30.40	20@30.50	--	--	29,418	555	894,589.25	2,385,010.71	20.9	33	50101030	
259,189,761	0.1	0.12 0.12	25/06/2024	26/02/2016	--	VIOHALCO SANNV (CB)	5.55	1.83 P	5.45 12/08/2024	5.45	5.45	5.57	5.55	5.489	775@5.50	300@5.56	--	--	76,446	160	419,645.48	1,438,503.17	5.03	6.63	55102015	
148,321,516	0.300	-- 0.07	0.03	29/07/2024	22/01/2020	--	AVAX S.A. (CR)	1.37	-0.15 E	1.372 12/08/2024	1.378	1.362	1.378	1.37	1.369	2000@1.36	2750@1.37	--	--	39,419	77	53,974.12	203,200.48	1.194	1.884	50101010
232,000,000	2.12	0.0854 0.0682	0.0582	04/10/2023	19/06/2017	--	ADMIE (IPTO) HOLDING S.A. (CR)	2.11	-0.47 E	2.12 12/08/2024	2.09	2.065	2.12	2.11	2.096	1000@2.08	1464@2.11	8.33	2023	91,595	187	191,971.22	489,520.00	2.02	2.425	65101015
90,167,100	0.500	-- -- 0.7515	20/05/2024	24/05/2021	--	AEGEAN AIRLINES (CR)	10.6	-1.21 E	10.73 12/08/2024	10.73	10.47	10.77	10.6	10.607	615@10.59	2@10.62	--	--	34,071	404	361,382.29	955,771.26	9.85	13.47	40501010	
103,423,291	0.570	-- --	--	01/08/2011	23/08/2023	--	GEK TERNA (CR)	17.2	0.12 P	17.18 12/08/2024	17.18	17	17.2	17.2	17.107	36@17.16	2404@17.28	--	--	74,198	317	1,269,311.56	1,778,880.61	12.98	18.24	50101010
382,000,000	2.48	-- -- 0.25	22/07/2024	12/12/2001	--	PPC (CR)	11.64	1.31 P	11.49 12/08/2024	11.48	11.37	11.67	11.64	11.58	150@11.62	768@11.65	--	--	422,693	1,492	4,894,649.00	4,446,480.00	10.1	12.67	65101015	
300,000,000	1.00	-- -- 0.33	21/05/2024	07/02/2024	--	ATHENS INTL AIRPORT (CR)	7.4	-0.72 E	7.454 12/08/2024	7.454	7.4	7.502	7.4	7.426	491@7.39	31@7.45	--	--	264,920	771	1,967,320.85	2,220,000.00	7.3	9.56	50206060	
914,715,153	1.00	-- -- 0.3643	29/07/2024	29/08/2018	--	NATIONAL BANK (CR)	7.61	1.33 P	7.51 12/08/2024	7.52	7.5	7.676	7.61	7.6	3613@7.61	831@7.61	--	--	898,913	1,964	6,831,462.85	6,960,982.31	6.222	8.65	30101010	
375,241,586	0.390	0.03 0.06	0.04	25/06/2024	14/07/2006	--	ELVALHALCOR (CR)	1.746	0.34 P	1.74 12/08/2024	1.74	1.724	1.76	1.746	1.735	239@1.74	199@1.75	--	--	102,201	286	177,305.88	655,171.81	1.63	2.435	55102015
348,192,005	0.040	-- --	--	05/07/2011	22/07/2024	--	ELLAKTOR (CR)	1.856	-- ~	1.856 12/08/2024	1.86	1.836	1.868	1.856	1.848	2000@1.85	85@1.86	--	--	110,481	225	204,206.76	646,244.36	1.77	2.84	50101010
60,348,000	0.420	0.1515 0.1565	0.2504	25/06/2024	04/08/2021	--	HELLENIC EXCHANGES-A.S.E. (CR)	4.45	1.14 P	4.4 12/08/2024	4.44	4.4	4.45	4.45	4.435	94@4.44	402@4.46	--	--	32,282	279	143,172.06	268,548.60	4.27	5.92	30202015
106,500,000	0.600	0.28 0.02	0.1	22/07/2024	13/09/2021	--	EYDAP S.A. (CR)	5.47	-- ~	5.47 12/08/2024	5.41	5.36	5.47	5.47	5.4	10@5.37	996@5.48	--	--	35,617	181	192,327.43	582,555.00	5.1	6.15	65102030
604,095,621	0.300	-- --	--	30/05/2013	10/10/2023	--	INTRALOT (CR)	1.11	0.36 P	1.106 12/08/2024	1.116	1.096	1.116	1.11	1.106	20000@1.10	945@1.11	--	--	642,755	384	710,901.29	670,546.14	1.014	1.294	40501020
110,782,980	0.750	0.9054 1.6299	1.8415	26/06/2024	04/11/2013	--	MOTOR OIL (CR)	21.02	-3.67 E	21.82 12/08/2024	21	20.62	21.38	21.02	21.103	17934@21.00	527@21.18	--	--	606,105	4,616	12,790,621.04	2,328,658.24	20.62	28.56	60101020
370,062,741	0.300	0.6 1	1.6123	29/04/2024	25/06/2024	--	OPAP (CR)	15.72	1.22 P	15.53 12/08/2024	15.53	15.44	15.74	15.72	15.65	1076@15.69	1975@15.70	--	--	155,504	982	2,433,672.74	5,817,386.29	14.4	17.35	40501020
412,693,573	2.83	0.8231 0.5888	0.7216	04/07/2024	18/06/1998	--	OTE (CR)	14.55	0.14 P	14.53 12/08/2024	14.5	14.5	14.66	14.55	14.564	6402@14.55	100@14.62	--	--	719,253	1,492	10,475,237.95	6,004,691.49	12.76	15.27	15102015
1,250,367,223	0.930	-- -- 0.0632	10/07/2024	14/04/2021	--	PIRAEUS FINANCIAL HOLD (CR)	3.898	1.78 P	3.83 12/08/2024	3.85	3.827	3.91	3.898	3.883	540@3.89	222@3.90	--	--	2,785,016	3,139	10,814,731.75	4,873,931.44	3.21	4.22	30101010	
66,850,563	0.780	0.1493 0.1495	0.2313	02/05/2024	13/06/2018	--	GR. SARANTIS S.A. (CR)	10.68	-0.56 E	10.74 12/08/2024	10.76	10.52	10.82	10.68	10.681	93@10.64	581@10.68	--	--	7,255	127	77,488.68	713,964.01	8.18	12.44	45201020
118,105,090	0.300	0.3411 0.3798	0.3821	08/07/2024	05/03/2020	--	TERNA ENERGY (CR)	19.17	-0.21 E	19.21 12/08/2024	19.23	19.12	19.23	19.17	19.169	21@19.15	2008@19.18	--	--	33,115	154	634,766.60	2,264,074.58	14.68	19.7	65101010
73,774,142	3.45	-- -- 0.44	25/06/2024	04/10/2023	--	OPTIMA BANK (CR)	12.12	1.17 P	11.98 12/08/2024	12.1	12	12.2	12.12	12.104	8@12.10	1376@12.16	--	--	20,800	312	251,770.84	894,142.60	7.24	13.2	30101010	

## Main Market - Medium Liquidity Class

13,126,020	0.660	0.1163 0.1158	0.1376	10/07/2024	04/09/2020	--	AS COMPANY SA (CR)	2.8	1.82 P	2.75 12/08/2024	2.75	2.75	2.8	2.8	2.767	500@2.78	144@2.80	--	--	2,015
------------	-------	---------------	--------	------------	------------	----	--------------------	-----	--------	-----------------	------	------	-----	-----	-------	----------	----------	----	----	-------

Number of Outstanding Securities	Nominal Value	Dividends [1]			Date of Last Coupon		Note	Shares	Closing price	% change	Previous closing price/date	Open price	Price min	Price max	Last price	Avg price	Last Bid [7]	Last Ask [7]	P/E after tax	Year	Volume	Trades	Transactions Value[8]	Company Mkt Value (thou. €)	Year low	Year high	Sector[4]	
2021	2022	2023	Dividend [2]	Right																								
3,114,144	0.360	0.3427	0.2304	0.563	20/05/2024	02/06/2020	---	ALPHA TRUST HOLDINGS (CR)	8.52	-0.23	€ 8.54	12/08/2024	8.52	8.52	8.52	8.52	8.52	500@7.02	200@8.50	---	---	600	16	5,112.00	26,532.51	5.9	8.66	30202010
243,164,193	0.300	---	---	0.07	19/07/2024	05/12/2023	---	ATTICA HOLDINGS (CR)	2.43	2.10	€ 2.38	12/08/2024	2.34	2.34	2.44	2.43	2.392	2000@2.37	975@2.43	---	---	3,975	19	9,510.18	590,888.99	1.86	2.64	40501015
35,764,593	2.10	0.075	0.1046	0.1045	12/06/2024	25/11/2019	---	BRIQ PROPERTIES (CR)	1.96	---	€ 1.96	12/08/2024	1.955	1.935	1.96	1.96	1.949	1500@1.95	5800@1.96	---	---	26,016	35	50,717.76	70,098.60	1.835	2.01	35102030
101,123,806	0.360	---	---	---	22/07/2010	28/06/2011	---	CENTRIC HOLDINGS (CR)	0.329	-0.30	€ 0.33	12/08/2024	0.334	0.322	0.335	0.329	0.33	650@0.323	608@0.326	---	---	6,358	18	2,095.43	33,269.73	0.31	0.467	40203040
784,500	10.00	0.3	---	0.5008	28/05/2024	31/07/2018	---	CNL CAPITAL (CR)	6.95	2.96	€ 6.75	12/08/2024	6.8	6.8	6.95	6.95	6.909	1000@6.80	206@7.15	---	2022	293	5	2,024.45	5,452.28	6.6	9	30202010
10,567,700	0.300	---	---	---	06/10/2005	13/02/2002	---	CPI SA (CR)	0.608	1.33	€ 0.6	12/08/2024	0.614	0.596	0.614	0.608	0.604	500@0.598	370@0.608	---	---	7,902	14	4,776.09	6,425.16	0.586	0.99	10102030
18,680,300	0.050	---	---	---	06/07/2022	---	---	DIMAND (CR)	9.05	0.89	€ 8.97	12/08/2024	9	8.97	9.08	9.05	9.019	30@8.98	110@9.16	---	---	8,010	56	72,239.16	169,056.72	8	10.95	35101010
54,200,000	0.075	0.035	0.074	---	18/07/2023	23/11/2021	---	EPSILON NET (CR)	12	---	€ 12	12/08/2024	12	12	12.04	12	12.001067588@12.00	999@12.10	---	---	2,461	11	29,533.40	650,400.00	8.8	12.3	10101015	
52,131,944	1.00	0.1102	0.11	---	26/06/2024	23/07/2019	---	FOURLIS (CR)	3.82	0.53	€ 3.8	12/08/2024	3.8	3.76	3.91	3.82	3.856	89@3.76	255@3.82	---	---	93,637	217	361,035.08	199,144.03	3.41	4.37	40401010
48,003,921	0.400	---	---	---	30/08/1993	25/07/2024	---	IDEAL HOLDINGS (CR)	5.82	1.04	€ 5.76	12/08/2024	5.76	5.76	5.82	5.82	5.786	140@5.84	200@5.86	---	---	7,253	67	41,965.42	279,382.82	5.16	6.78	10102030
10,500,000	2.40	0.29	0.3	2.21	25/06/2024	02/04/2024	---	INTERCONTINENTAL (CR)	2.5	---	€ 2.5	12/08/2024	---	---	---	---	---	1300@2.42	1499@2.56	4.30	2023	---	---	---	26,250.00	2.28	6.9	35102000
168,691,037	0.300	---	---	---	20/08/2007	28/11/2022	---	LAVIPHARM SA (CR)	0.81	1.25	€ 0.8	12/08/2024	0.813	0.796	0.824	0.81	0.805	4000@0.801	1677@0.810	---	---	36,840	60	29,654.56	136,639.74	0.76	1.01	20103015
4,740,000	0.860	---	---	---	14/03/2003	---	---	LOGISMOS S.A. (CR)	1.4	---	€ 1.4	12/08/2024	1.36	1.36	1.4	1.4	1.389	820@1.39	250@1.41	-(6)-	2023	4,240	49	5,889.90	6,636.00	1.13	1.48	10101015
17,120,280	0.940	0.06	---	---	01/07/2024	26/06/2023	---	LOULIS FOOD (CR)	2.64	-0.38	€ 2.65	12/08/2024	2.7	2.6	2.7	2.64	2.636	200@2.62	580@2.64	---	---	1,412	15	3,721.60	45,197.54	2.39	3.09	45102020
4,419,616	1.58	---	0.1531	0.06	15/07/2024	04/03/2015	---	MEDICON S.A (CR)	2.44	---	€ 2.44	12/08/2024	2.51	2.39	2.51	2.48	2.436	200@2.40	242@2.48	---	---	544	20	1,324.93	10,783.86	2.31	3.49	20102010
10,500,000	0.950	---	---	0.15	05/07/2024	21/07/2023	---	MEVACO SA (CR)	3.95	1.02	€ 3.91	12/08/2024	3.79	3.77	3.95	3.95	3.845	45@3.82	140@3.95	---	2022	910	15	3,498.87	41,475.00	3.62	4.32	55102015
153,908,095	0.870	---	---	---	02/08/2024	---	---	ORILINA PROPERTIES REIC (CR)	0.855	-1.61	€ 0.869	12/08/2024	0.868	0.85	0.868	0.855	0.859	683@0.846	100@0.855	---	---	20,635	41	17,720.16	131,591.42	0.7589	0.896	35102000
87,538,850	0.500	---	---	0.0304	06/06/2024	28/07/2021	---	PREMIA (CR)	1.25	0.64	€ 1.242	12/08/2024	1.226	1.226	1.268	1.25	1.248	500@1.24	1000@1.25	---	---	70,118	138	87,523.78	109,423.56	1.09	1.288	35102000
24,586,446	0.230	---	0.04	0.049	04/06/2024	08/06/2022	---	PROFILE SA (CR)	4.58	1.21	€ 4.525	12/08/2024	4.52	4.46	4.58	4.58	4.554	520@4.55	11@4.58	---	---	17,537	59	79,863.09	112,605.92	3.925	5.43	10101010
107,222,688	0.440	(0.5667)	0.2	0.22	25/06/2024	16/03/2022	---	QUEST HOLDINGS (CR)	5.19	---	€ 5.19	12/08/2024	5.15	5.13	5.22	5.19	5.176	187@5.13	2510@5.20	---	---	15,162	79	78,482.07	556,485.75	4.6	6.25	10101010
6,456,530	1.08	0.12	0.1314	0.16	22/07/2024	02/08/2010	---	SPACE HELLAS SA (CR)	6.58	1.54	€ 6.48	12/08/2024	6.4	6.34	6.58	6.58	6.382	150@6.32	15@6.58	---	---	819	15	5,226.68	42,483.97	6	8.48	15101010
120,528,771	1.60	---	---	0.08	19/06/2024	10/11/2023	---	TRADE ESTATES REIC (CR)	1.612	0.25	€ 1.608	12/08/2024	1.616	1.596	1.616	1.612	1.604	680@1.60	850@1.61	---	---	24,598	52	39,453.34	194,292.38	1.552	1.798	35102045
17,190,046	0.300	---	---	---	16/11/1992	04/12/2023	---	UNIBIOS (CR)	1.72	1.18	€ 1.7	12/08/2024	1.73	1.68	1.74	1.72	1.725	2100@1.71	1988@1.72	---	---	36,043	88	62,170.33	29,566.88	1.08	1.74	50204000
32,413,681	0.370	---	---	---	15/07/2009	11/05/2000	---	ALUMIL (CR)	2.89	3.03	€ 2.805	12/08/2024	2.78	2.74	2.89	2.89	2.807	25@2.79	1238@2.89	---	---	2,893	39	8,120.87	93,675.54	2.48	3.18	55102035
3,628,761	3.44	0.5109	---	0.316	13/05/2024	19/07/2022	---	ANDROMEDA SA (CR)	6.4	0.95	€ 6.34	12/08/2024	6.4	6.38	6.48	6.48	6.396	180@6.30	60@6.46	3.54	2023	231	7	1,477.48	23,224.07	6.26	7.1806	30204000
23,986,500	1.04	---	---	---	26/06/2009	28/08/2023	---	BIOKARPET S.A.(CR)	2.26	-0.88	€ 2.28	12/08/2024	2.2	2.17	2.28	2.26	2.226	428@2.22	2042@2.26	---	---	6,190	49	13,781.01	54,209.49	2.05	3.13	50101035
6,325,000	0.600	0.19	0.153	0.145	15/07/2024	17/02/2014	---	VOYATZOGLOU (CR)	2.3	---	€ 2.3	12/08/2024	---	---	---	---	---	125@2.16	1563@2.36	---	---	---	---	---	14,547.50	2.02	2.7	50205010
24,060,000	0.300	0.055	0.075	0.075	14/05/2024	01/07/2019	---	GEN. COMMERCIAL & IND.SA (CR)	1.52	---	€ 1.52	12/08/2024	---	---	---	---	---	100@1.44	500@1.54	10.28	2023	---	---	---	36,571.20	1.325	1.95	50205010
15,878,748	0.480	---	---	---	10/07/2006	22/03/2004	---	DOMIKI KRITIS SA (CR)	3.3	-6.78	€ 3.54	12/08/2024	3.41	3.3	3.485	3.3	3.377	193@3.30	20@3.44	---	---	8,977	57	30,312.91	52,399.87	3.07	4.88	50101010
34,720,000	0.310	---	---	---	16/06/2010	01/08/2007	---	DROMEAS SA (CR)	0.314	2.61	€ 0.306	12/08/2024	0.308	0.308	0.314	0.314	0.31	100@0.302	195@0.314	---	---	5,250	7	1,627.23	10,902.08	0.288	0.398	40202015
13,673,200	0.420	---	---	---	18/07/2008	26/07/2001	---	EVROFARMA SA (CR)	1.51	-1.31	€ 1.53	12/08/2024	1.56	1.455	1.59	1.51	1.482	50@1.50	150@1.51	---	---	14,112	64	20,915.76	20,646.53	1.2	1.94	45102020
22,500,000	0.260	(0.0203)	(0.04)	(0.06)	08/07/2024	24/07/2024	---	EKTER SA (CR)	1.94	0.41	€ 1.932	12/08/2024	1.932	1.92	1.97	1.932	1.94	250@1.91	500@1.95	---	---	15,668	76	30,393.30	43,650.00	1.76	2.38	50101010
18,410,839	1.00	0.262	0.202	---	23/08/2023	10/09/2010	---	ELASTRON (CR)	2.14	0.47	€ 2.13	12/08/2024	2.1	2.09	2.14	2.14	2.108	105@2.07	583@2.14	---	---	471	8	993.10	39,399.20	1.98	2.84	55102010
23,828,130	0.500	0.0737	---	0.108	15/07/2024	17/02/2009	---	ELINOIL S.A. (CR)	2.03	-0.49	€ 2.04	12/08/2024	2.02	2	2.03	2.03	2.008	2330@2.00	315@2.03	---	---	2,695	32	5,412.85	48,371.10	1.91	2.94	60101020
19,864,886	5.60	0.672	0.672	0.672	18/04/2024	02/07/2008	---	BANK OF GREECE (CR)	13.4	-0.37	€ 13.45	12/08/2024	13.5	13.4	13.65	13.4	13.5	180@13.35	10@13.60	---	---	2,696	31	36,396.65	266,189.47	13.2	15.85	30101010
26,730,187	0.520	0.1	0.12	---	29/06/2023	01/08/2017	---	ELTON SA (CR)	1.656	-3.38	€ 1.714	12/08/2024	1.71	1.656	1.71	1.656	1.667	10@1.66	300@1.70	---	---	5,051	17	8,419.46	44,265.19	1.62	2.36	50205010
30,000,000	0.050	0.09	0.1	---																								

## Daily Official List

Year: 145 Trading Day No: 152

## Section 2: Analytic Figures of Shares Transactions

Tuesday, 13 August, 2024

Number of Outstanding Securities	Nominal Value	Dividends [1]			Date of Last Coupon		Note	Shares	Closing price	% change	Previous closing price/date	Open price	Price min	Price max	Last price	Avg price	Last Bid [7]	Last Ask [7]	P/E after tax	Year	Volume	Trades	Transactions Value[8]	Company Mkt Value (thou. €)	Year low	Year high	Sector[4]	
		2021	2022	2023	Dividend [2]	Right																						
114,320,400	0.100	0.01	---	---	26/11/2021	05/08/2019	---	IKTINOS HELLAS SA (CR)	0.35	-0.99	€ 0.3535	12/08/2024	0.3535	0.346	0.3535	0.35	0.348	4500@0.347	9700@0.350	---	---	29,125	45	10,123.75	40,012.14	0.339	0.599	50101035
9,046,132	0.450	---	0.02	0.02	18/07/2024	13/10/2014	---	ILYDA S.A. (CR)	1.59	-1.85	€ 1.62	12/08/2024	1.555	1.555	1.61	1.59	1.582	305@1.56	63@1.59	11.40	2023	371	7	586.99	14,383.35	1.29	2.02	10101015
3,417,600	0.100	0.016	0.016	0.016	04/07/2024	02/04/2024	---	INTERWOOD-XYLEMPORIA (PR)	0.398	---	↘ 0.398	12/08/2024	---	---	---	---	2500@0.280	912@0.390	---	---	---	---	---	---	13,668.32	0.252	0.595	50101020
45,417,399	0.100	---	---	---	25/07/2008	02/04/2024	---	INTERWOOD-XYLEMPORIA (CR)	0.271	3.04	€ 0.263	12/08/2024	0.263	0.26	0.274	0.271	0.264	337@0.271	1470@0.274	---	---	53,098	68	14,025.85	13,668.32	0.25	0.3917	50101020
18,567,912	0.590	0.24	---	0.16	03/07/2024	26/01/2021	---	INTERLIFE G.C.I.(CR)	4.9	0.82	€ 4.86	12/08/2024	4.89	4.87	4.93	4.9	4.903	240@4.87	132@4.90	6.64	2023	3,248	19	15,925.90	90,982.77	4.55	5.4	30302025
8,424,900	0.500	---	---	---	12/07/2010	04/07/2019	---	INTERTECH SA (CR)	1.19	-5.56	€ 1.26	12/08/2024	1.21	1.19	1.24	1.19	1.216	123@1.19	120@1.21	20.63	2023	1,469	10	1,786.91	10,025.63	1.065	1.485	50205010
19,804,134	0.150	---	---	---	01/07/2004	06/11/2017	---	KEKROPS SA (CR)	1.395	2.95	€ 1.355	12/08/2024	1.365	1.365	1.4	1.395	1.392	500@1.34	99@1.40	(-6)	2023	4,594	16	6,395.35	27,626.77	1.215	1.965	35101010
40,219,218	0.260	---	---	---	29/08/2022	10/06/2019	---	KLOUKINAS - LAPPAS SA (CR)	1.45	5.84	€ 1.37	12/08/2024	1.385	1.38	1.51	1.45	1.456	2265@1.45	1215@1.47	---	---	25,557	79	37,208.21	58,317.87	1.3	1.825	50101010
11,510,102	0.890	---	---	---	24/06/2005	06/10/1999	---	NAFPAKTOS TEXTILE (CR)	0.842	---	↘ 0.842	12/08/2024	---	---	---	---	500@0.790	3160@0.850	---	---	---	---	---	---	9,691.51	0.68	1.34	55101020
21,224,340	0.420	0.02	---	---	06/09/2022	25/04/2006	---	KORDELLOS BROS SA (CR)	0.443	0.23	€ 0.442	12/08/2024	0.443	0.434	0.448	0.443	0.438	100@0.432	1881@0.443	---	2023	1,555	12	680.62	9,402.38	0.404	0.684	55102010
33,065,136	0.380	0.2001	0.2004	---	24/08/2023	16/09/2013	---	KRI-KRI S.A. (CR)	11.9	2.59	€ 11.6	12/08/2024	12	11.7	12.2	11.9	11.98	500@11.75	2997@11.90	12.19	2023	52,185	213	625,181.95	393,475.12	9.58	12.3	45102020
7,595,160	0.600	---	---	---	10/09/2019	18/08/2010	---	KIRIAKOULIS SHIPPING SA (CR)	1.12	-2.61	€ 1.15	12/08/2024	1.1	1.09	1.125	1.12	1.096	500@1.08	123@1.12	---	---	4,316	18	4,731.45	8,506.58	0.95	1.65	40501015
6,200,000	0.500	---	---	---	22/06/2010	01/11/1995	---	MINERVA KNITWEAR (CR)	0.535	---	↘ 0.535	12/08/2024	---	---	---	---	500@0.505	74@0.560	---	---	---	---	---	---	3,317.00	0.456	0.98	40204020
5,939,268	0.620	---	---	---	10/07/2003	03/01/2002	---	LANAKAM SA (CR)	0.935	3.31	€ 0.905	12/08/2024	0.93	0.93	0.935	0.935	0.934	200@0.830	718@0.935	---	---	100	2	93.39	5,553.22	0.825	1.18	40401020
30,150,000	0.360	0.0401	0.0908	0.122	28/05/2024	25/04/2019	---	MOTODYNAMICS S.A. (CR)	2.73	-0.55	€ 2.745	12/08/2024	2.725	2.715	2.76	2.73	2.746	225@2.68	304@2.73	---	---	14,099	59	38,710.04	82,309.50	2.12	3.34	40401030
43,200,000	1.00	0.0824	---	---	07/09/2022	13/09/2023	---	MPLÉ KEDROS (CR)	3.54	---	↘ 3.54	12/08/2024	3.54	3.54	3.54	3.54	3.54	500@3.48	100@3.56	---	---	1,100	10	3,894.00	152,928.00	3.2	3.54	35102000
8,321,682	0.670	---	---	---	17/08/2007	23/11/1999	---	N. LEVENTERIS (CR)	0.28	---	↘ 0.28	12/08/2024	---	---	---	---	3000@0.200	260@0.278	---	2023	---	---	---	---	2,896.13	0.2	0.4	55102010
2,160,524	0.670	---	---	---	03/12/2018	23/11/1999	---	N. LEVENTERIS (PR)	0.262	---	↘ 0.262	12/08/2024	---	---	---	---	600@0.246	1009@0.262	---	2023	---	---	---	---	2,896.13	0.242	0.41	55102010
126,431,958	2.50	---	---	0.025	19/06/2024	05/06/2024	---	NOVAL PROPERTY REIC (CR)	2.7	0.37	€ 2.69	12/08/2024	2.72	2.7	2.72	2.7	2.706	1034@2.70	66@2.71	---	---	61,800	59	167,202.12	341,366.29	2.5	2.82	35102045
10,080,000	3.00	1.5	1.45	1.3	14/05/2024	27/08/2001	---	TPA SA (CR)	21	---	↘ 21	12/08/2024	20.5	20.5	21	21	20.804	62@20.50	40@20.90	---	---	115	5	2,392.50	211,680.00	20.2	23.5	50206060
25,000,000	2.00	0.628	1.04	1.336	29/07/2024	08/08/2003	---	P.P.A. S.A. (CR)	25.5	---	↘ 25.5	12/08/2024	25.5	25.4	25.6	25.5	25.502	166@25.50	597@25.60	9.54	2023	1,877	45	47,867.85	637,500.00	23.3	28.8	50206060
4,971,466	1.46	---	---	---	04/07/2007	08/10/2003	---	PAIRIS SA (CR)	0.96	-6.34	€ 1.025	12/08/2024	1.035	0.96	1.07	0.96	1.025	175@0.960	665@1.06	---	---	1,005	25	1,030.05	4,772.61	0.96	1.71	50203030
27,098,594	0.540	0.05	0.0401	0.0702	19/04/2024	14/01/2021	---	PAPOUTSANIS (CR)	2.38	1.28	€ 2.35	12/08/2024	2.36	2.36	2.38	2.38	2.372	300@2.23	222@2.39	15.80	2023	3,448	23	8,177.08	64,494.65	2.2	2.73	45201020
7,070,400	0.930	0.3242	0.2593	0.8645	15/04/2024	06/05/2016	---	PETROPOULOS PETROS (CR)	8.08	-0.25	€ 8.1	12/08/2024	8.14	8.06	8.14	8.08	8.089	80@8.06	498@8.08	---	---	5,892	38	47,663.04	57,128.83	7.78	10.65	50206015
43,741,452	0.660	0.2723	0.2629	0.2388	03/06/2024	01/11/1999	---	THRACE PLASTICS SA (CR)	4.025	-1.59	€ 4.09	12/08/2024	4.04	3.97	4.04	4.025	4.005	20@4.00	76@4.03	---	---	8,042	66	32,207.46	176,059.34	3.77	4.595	50203015
21,912,599	0.300	---	0.048	0.0485	20/05/2024	23/02/2007	---	REVOIL (CR)	1.745	-0.29	€ 1.75	12/08/2024	1.745	1.73	1.75	1.745	1.734	900@1.73	548@1.75	---	---	2,156	12	3,739.49	38,237.49	1.49	2.15	60101020
13,582,223	1.35	---	---	---	24/06/2008	02/02/2016	---	SIDMA STEEL (CR)	1.59	-1.85	€ 1.62	12/08/2024	1.59	1.59	1.59	1.59	1.59	110@1.57	600@1.66	---	---	30	1	47.70	21,595.73	1.465	2.4	55102010
40,693,350	5.00	---	---	---	03/07/2006	26/05/2015	---	TECHNICAL OLYMPIC SA (CR)	2.43	1.67	€ 2.39	12/08/2024	2.4	2.33	2.43	2.43	2.372	89@2.33	955@2.43	---	---	3,334	40	7,907.00	98,884.84	2.25	3.05	40202010
3,048,000	0.300	---	---	---	06/07/2007	01/06/2021	---	TZIRAKIAN PROFIL (CR)	1.345	3.46	€ 1.3	12/08/2024	1.345	1.345	1.345	1.345	1.345	500@1.30	165@1.34	---	2023	1,000	1	1,345.00	4,099.56	1.225	1.925	55102010

## Main Market - Low Liquidity Class

14,000,000	1.95	3.42	0.26	0.26	05/08/2024	26/03/2024	---	ALPHA REAL ESTATE (CR)	6.7	---	↘ 6.7	12/08/2024	6.78	6.78	6.9	6.88	6.861	20@6.72	250@6.88	---	---	95	6	651.80	93,800.00	6.22	11.75	35101015	
50,014,177	0.050	---	---	---	04/06/2008	27/03/2023	---	ATTICA BANK S.A. (CR)	8.46	1.44	€ 8.34	12/08/2024	8.38	8.36	8.48	8.44	8.436	54@8.20	55@8.44	---	---	158	9	1,332.96	423,119.94	7.8	15	30101010	
178,157,803	0.040	---	---	---	01/07/2008	21/02/2020	---	AVE (CR)	0.451	---	↘ 0.451	12/08/2024	0.454	0.454	0.458	0.458	0.457	1000@0.442	600@0.442	---	---	300	4	137.19	80,349.17	0.42	0.542	40301010	
11,869,224	0.540	0.136	0.15	0.15	02/07/2024	30/08/2019	---	FLEXOPACK SA (CR)	7.9	---	↘ 7.9	12/08/2024	---	---	---	---	---	155@7.75	1250@7.90	---	---	---	---	---	---	93,766.87	7.5	8.65	50203030
468,700	3.42	4.06	2.8	13/06/2024	21/05/2004	---	MERMEREN KOMB. A.D. PR. (GDR)	46.6	---	↘ 46.6	12/08/2024	---	---	---	---	---	---	---	42@46.40	1.59	2023	---	---	---	---	21,841.42	38	50	55102000
31,317,025	0.400	---	---	---	26/04/2007	10/05/2023	---	MIG (CR)	3.43	-0.58	€ 3.45	12/08/2024	3.38	3.38	3.49	3.49	3.403	230@3.41	12@3.41	---	---	1,002	15	3,409.55	107,417.40	3.3	4.9	30202000	
244,737,498	0.500	0.02	0.03	0.02	05/07/2024	28/12/2023	---	TRASTOR REAL EST. INV. CO.(CR)	1.16	---	↘ 1.16	12/08/2024	1.1	1.1	1.1	1.1	1.1	1450@1.10	2826@1.24	---	---	150	2	165.00	283,895.50	1.1	1.42	35102000	
13,000,000	0.650	---																											

## Daily Official List

Year: 145 Trading Day No: 152

## Section 2: Analytic Figures of Shares Transactions

Tuesday, 13 August, 2024

Number of Outstanding Securities	Nominal Value	Dividends [1]			Date of Last Coupon		Note	Shares	Closing price	% change	Previous closing price/date	Open price	Price min	Price max	Last price	Avg price	Last Bid [7]	Last Ask [7]	P/E after tax	Year	Volume	Trades	Transactions Value[8]	Company Mkt Value (thou. €)	Year low	Year high	Sector[4]	
		2021	2022	2023	Dividend [2]	Right																						
15,300,000	0.300	---	---	---	30/07/2009	13/12/1999	---	ATTICA PUBLICATIONS SA (CR)	0.418	---	0.418	12/08/2024	0.4	0.4	0.4	0.4	0.4	---	1960@0.398	---	---	1	1	0.40	6,395.40	0.292	0.456	40301030
18,810,000	0.400	---	---	---	08/07/2010	14/11/2007	---	VARVERIS - MODA BAGNO SA (CR)	3.45	---	3.45	12/08/2024	3.45	3.13	3.45	3.45	3.401	1000@3.12	400@3.40	---	---	210	9	714.18	64,894.50	1.9	3.89	40401025
15,000,000	0.300	---	---	---	06/07/2007	18/07/2000	---	DAIOS PLASTICS SA (CR)	3.28	---	3.28	12/08/2024	3.28	3.28	3.28	3.28	50@3.04	240@3.30	---	---	1,300	5	4,264.00	49,200.00	3.04	4.18	50203015	
3,307,500	0.210	---	0.4	---	13/10/2023	30/11/2022	---	ELVE SA (CR)	5.5	---	5.5	12/08/2024	---	---	---	---	50@5.35	469@5.50	10.27	2023	---	---	---	18,191.25	4.7	5.65	40204020	
86,735,980	0.310	---	---	0.02	22/07/2024	07/09/2023	---	ATHENS MEDICAL CENTER SA (CR)	1.52	-0.65	1.53	12/08/2024	1.55	1.5	1.55	1.52	1.522	450@1.51	420@1.53	---	---	5,590	16	8,506.83	131,838.69	1.45	2.03	20101025
2,760,000	11.83	11	11.8	12.4	03/06/2024	16/07/1990	---	KARELIA (CR)	330	---	330	12/08/2024	---	---	---	---	2@330.00	33@344.00	---	---	---	---	---	910,800.00	324	350	45103010	
6,700,000	0.800	0.047	0.047	0.047	23/07/2024	29/05/2014	---	MILLS KEPENOS (CR)	1.65	---	1.65	12/08/2024	---	---	---	---	55@1.55	107@1.79	17.72	2023	---	---	---	11,055.00	1.6	2.26	45102020	
18,017,472	0.360	---	---	---	09/09/2022	28/08/2017	---	KTIMA KOSTAS LAZARIDIS SA (CR)	1.8	---	1.8	12/08/2024	---	---	---	---	545@1.71	1531@1.80	---	---	---	---	---	32,431.45	1.6	1.9	45101015	
21,364,000	1.12	---	0.4	---	21/08/2023	08/03/2023	---	LAMPASA HOTEL SA (CR)	39	0.52	38.8	12/08/2024	39	39	39	39	39	---	100@39.20	---	---	125	2	4,875.00	833,196.00	28.4	39.8	40501025
9,819,370	0.500	---	---	---	14/08/2007	09/01/2004	---	MATHIOS REFRACTORY SA (CR)	0.704	---	0.704	12/08/2024	---	---	---	---	240@0.636	159@0.728	---	---	---	---	---	6,912.84	0.7	1.3	55101000	
32,188,050	1.04	---	---	---	21/07/2008	20/01/2000	---	MOUZAKIS (CR)	0.605	---	0.605	12/08/2024	---	---	---	---	200@0.600	85@0.630	---	---	---	---	---	19,473.77	0.6	0.92	55101020	
6,340,000	0.600	0.17	0.1	0.2	11/12/2023	11/01/2024	---	NAKAS MUSIC	2.76	---	2.76	12/08/2024	2.82	2.82	2.82	2.82	300@2.70	208@2.82	---	---	1	1	2.82	17,498.40	2.5	3.16	40401030	
27,379,200	0.980	---	0.45	0.5001	01/08/2024	29/08/2022	---	CRETE PLASTICS SA (CR)	14.9	---	14.9	12/08/2024	---	---	---	---	29@14.80	250@15.00	---	---	---	---	---	407,950.08	14.4	16.4	50203015	
255,494,534	2.71	0.279	0.255	0.247	14/06/2024	30/09/2021	---	PRODEA (CR)	7.15	---	7.15	12/08/2024	6.5	6.5	6.5	6.5	6.5	---	601@7.10	---	---	120	2	780.00	1,826,785.92	6.5	8	35102000
4,181,450	0.500	---	---	---	21/08/2000	05/03/2002	---	FLOUR MILLS SARANTOPOULOS SA	1.07	---	1.07	12/08/2024	1.17	1.17	1.17	1.17	70@0.990	724@1.17	---	---	4	1	4.68	4,474.15	0.965	1.17	45102020	
8,340,750	1.16	---	---	---	25/06/2009	17/09/2018	---	HAIDEMENOS SA (CR)	0.64	---	0.64	12/08/2024	0.59	0.59	0.605	0.59	0.594	180@0.580	100@0.600	---	2023	538	11	319.52	5,338.08	0.555	0.92	50205030

## Exchange Traded Funds (ETFs)

971,502	---	---	---	---	15/06/2016	---	ALPHA ETF FTSE Athex Large Cap	34.2	0.41	P	34.06	12/08/2024	34.06	34.035	34.2	34.2	34.104	500@34.14	523@34.20	---	---	2,215	20	75,541.19	---	31.58	38	12003
---------	-----	-----	-----	-----	------------	-----	--------------------------------	------	------	---	-------	------------	-------	--------	------	------	--------	-----------	-----------	-----	-----	-------	----	-----------	-----	-------	----	-------

## Surveillance

89,078,604	0.040	---	---	---	07/07/2010	16/01/2024	5160	FRIGOGLASS SA (CR)	0.208	---	0.208	12/08/2024	0.208	0.208	0.218	0.208	0.20915000@0.204	20500@0.220	---	2023	12,010	8	2,513.08	18,528.35	0.2	0.44	50204000		
65,326,268	0.530	---	---	---	04/07/2007	19/07/2006	4750	SATO SA (CR)	0.028	---	0.028	12/08/2024	0.028	0.028	0.028	0.028	1000@0.028	---	---	---	9,000	5	252.00	1,829.14	0.027	0.067	40202015		
13,191,620	0.620	---	---	---	04/08/2010	09/09/2002	5232	YALCO - CONSTANTINOU (CR)	0.162	---	0.162	12/08/2024	---	---	---	---	---	4990@0.178	---	---	---	---	---	---	2,137.04	0.146	0.208	40202020	
17,579,754	4.16	---	---	---	18/08/2006	02/08/2010	---	BIOTER SA (CR)	0.238	---	0.238	12/08/2024	---	---	---	---	---	17250@0.216	63000@0.234	---	---	---	---	---	4,183.98	0.2	0.436	50101010	
54,654,600	0.050	---	---	---	01/07/1998	30/12/2022	5275	VIS SA (CR)	0.142	---	0.142	12/08/2024	---	---	---	---	---	2500@0.132	---	---	2023	---	---	---	7,760.95	0.14	0.288	50203030	
51,754,364	0.300	---	---	---	23/12/2003	24/01/2007	5197	SELECTED TEXT. IND. ASSOC (CR)	0.12	---	0.12	12/08/2024	---	---	---	---	---	20000@0.108	500@0.120	---	---	---	---	---	6,210.52	0.108	0.164	55101020	
15,842,391	1.51	---	---	---	15/07/2009	12/05/2000	5141	BITROS HOLDING SA (CR)	0.68	---	0.68	12/08/2024	---	---	---	---	---	1000@0.630	1000@0.680	---	---	---	---	---	10,772.83	0.41	0.755	55102010	
24,319,250	0.300	---	---	---	09/07/2002	04/07/2007	5165	PROODEFTIKH SA (CR)	0.202	1.00	P	0.2	12/08/2024	0.2	0.2	0.218	0.218	0.20110000@0.200	9800@0.218	---	---	21,500	4	4,327.00	4,912.49	0.2	0.4	50101010	
28,438,268	0.070	---	---	---	21/08/2006	24/11/1999	5253	SPIROY AGRICULTURE SA (CR)	0.131	-9.66	E	0.145	12/08/2024	0.131	0.131	0.131	0.131	0.131	5430@0.131	1000@0.140	---	---	27,770	12	3,637.87	3,725.41	0.131	0.252	45102010
1,011,000	1.00	---	---	---	01/07/2004	11/12/2012	5193	TRIA ALFA SA (CR)	5.1	---	5.1	12/08/2024	4.88	4.88	4.88	4.88	4.88	111@4.62	356@5.10	---	2023	57	2	278.16	5,156.10	4.88	8.95	55101020	

## Suspension Status

12,417,000	0.310	---	---	---	27/08/2019	28/08/2017	5233	MLS MULTIMEDIA SA (CR)	0.57	---	0.57	12/05/2020	---	---	---	---	---	---	---	---	---	---	---	---	7,077.69	0.57	0.57	10101015
6,330,002	0.300	---	---	---	25/06/2002	15/03/2019	5278	VARVARESSOS (CR)	0.24	---	0.24	02/05/2023	---	---	---	---	---	---	---	---	---	---	---	---	1,519.20	0.24	0.24	55101020
3,961,300	1.28	---	---	---	29/06/2004	03/08/2000	5248	DUROS SA (CR)	0.25	---	0.25	24/04/2023	---	---	---	---	---	---	---	---	---	---	---	---	990.33	0.25	0.25	40204020
7,125,216	0.650	---	---	---	01/07/2005	14/12/1999	4955	KRE.KA SA (CR)	0.28	---	0.28	06/04/2023	---	---	---	---	---	---	---	---	---	---	---	---	1,995.06	0.28	0.28	45102010
7,734,375	1.00	---	---	---	09/07/2007	07/01/2011	5277	LIVANIS SA (CR)	0.125	---	0.125	28/04/2023	---	---	---	---	---	---	---	---	---	---	---	---	966.80	0.125	0.125	40301030
10,203,575	0.730	---	---	---	16/07/2007	18/10/1999	---	FIERATEX SA (CR)	0.359	---	0.359	30/04/2024	---	---	---	---	---	---	---	---	---	---	---	---	3,663.08	0.335	0.538	55101020

## Shares' Notes

Code	Note text
( )	- Adjusted dividends.
*	- Last adjusted closing price.
[1]	- Net dividends.
[2]	- The "Date of Last Coupon" for New listings refers to the date company's stocks started to trade in Athex
[3]	- The Company Market Value is referred to the number of outstanding shares
[4]	- Sectors codification can be found in Appendix A
[5]	- The Market Value refers to the total number of shares listed (including their several classes) in the exchange by the company.
[6]	- P/E greater than 100
[7]	- Last view of the Order Book before the end of the trading session
[8]	- All Blocks Methods' Transactions Value are included.
4750	- Transfer to the Under Surveillance Category from 8/4/2011.
4955	- Transfer to the Surveillance Category as from 5/4/2013.
5093	- Transfer to the Surveillance Category as of 8/4/2015.
5141	- Transfer to the Surveillance Category as of 10/05/2017.
5160	- Transfer to the Surveillance Category as of 15/04/2016.
5165	- Transfer to the Surveillance Category as of 15/02/2018.
5193	- Transfer to the Surveillance Category as of 25/10/2018.
5197	- Transfer to the Surveillance Category as of 07/11/2018.
5232	- Transfer to the Under Surveillance Category from 08/04/2011.
5233	- Suspension of trading as of 13/05/2020.
5248	- Transfer to the Surveillance Category as of 06/09/20116.
5253	- Transfer to the Surveillance Category as of 14/5/2021.
5275	- Transfer to the Surveillance Category as of 09/07/2020.
5277	- Suspension of trading as of 02/05/2023.
5278	- Suspension of trading as of 03/05/2023.

Securities Blocks Details

Securities	Block Volume	Price	Block Trade Value	Time of approval	Note
OTE (CR)	45,303	14.55	659,158.65	10:56:39	20
OTE (CR)	60,000	14.55	873,000.00	11:10:27	20
OTE (CR)	62,742	14.55	912,896.10	11:24:47	20
OTE (CR)	30,000	14.60	438,000.00	15:56:06	20
VIOHALCO SA/NV (CB)	3,365	5.65	19,012.25	16:04:15	18
VIOHALCO SA/NV (CB)	300	5.65	1,695.00	16:05:04	18
OTE (CR)	27,223	14.58	396,911.34	16:57:34	20
OTE (CR)	40,000	14.55	582,000.00	17:13:00	20
PIRAEUS FINANCIAL HOLD (CR)	100,000	3.90	389,800.00	17:13:27	20

Blocks Notes

- 9 - Method 6-1 / Special Fees
- 10 - Method 6-1 / Special Fees, SDS
- 14 - Method 6-3 / Settlement, Incomplete Buy and Sell
- 18 - Method 6-2 / SPOT 1
- 19 - Method 6-2 / SPOT 2
- 20 - Method 6-1 and Method 6-1 Same Day Settlement
- 21 - Other Pre-agreed

**Shares Rights Details**

Occurred date	Exercise from	Exercise until	Trading until	Rights	Price min	Price max	Closing price	Last Bid	Last Ask	Volume	Trades	Transactions Value
---------------	---------------	----------------	---------------	--------	-----------	-----------	---------------	----------	----------	--------	--------	--------------------

No Rights Transactions.

---

Forced Sales Details

---

Securities	Category of Security	Transactions Volume	Number of Trades	Transactions Value	Note
------------	----------------------	------------------------	---------------------	-----------------------	------

---

No Forced Transactions.

---

---

Forced Sales Notes

---

- 1 - Compulsory Public Forced Sales
- 2 - Forced Sales of Fixed Registered Shares
- 3 - Forced Sales of Remaining Fractional Shares



## Exchange Traded Funds (ETFs) Characteristics

	Transactions Date (T)	Creation / Redemption	Units (T-1)	New Units (T-1)	Redemption Units (T-1)	Units (T) [1]	Fund Assets [2]	Net Unit Price	Dividend per Unit	Dividend Date
ALPHA ETF FTSE Athex Large Cap	13/08/2024	5,000	971,502	---	---	971,502	33,053,730.00	34.0233	1.35	01/07/2024

## ETFs Notes

[1] - Units (T) = Units (T-1) + New Units (T-1) - Redemption Units (T-1)

[2] - The Creation / Redemption Units of T-1 are included.

## Non Convertible Corporate Bonds - Regulated Market

Num Listed Bonds	Nominal price	Issue price	Today's Rate	Exp. Date	Duration (years)	Note	Coupon		Trading Unit	Corporate Bonds	Accrued Int.	Yield.T.Mat	Price min	Price max	Closing price	Previous closing price/date	Volume	Transactions Value	Last order		ear min	Year max		
							Common	Preferred											Price	Buy / Sell			Date	
230,000	1,000.00	1,000.00	4.70	12/07/2029	7	---	5	---	1	LAMDA DEVELOPMENT S.A. (Non convertible)	4.5694	4.0550	101.0000	101.0000	101.0000	101.0000	12/08/2024	23,000	23,335.10	100.5000	B	13/08/2024	97.0000	101.5000
320,000	1,000.00	1,000.00	3.40	21/07/2027	7	---	9	---	1	LAMDA DEVELOPMENT S.A. (Non Convertible)	2.3611	4.0640	96.5000	97.0000	96.7238	96.7420	12/08/2024	16,000	15,513.58	96.5100	B	13/08/2024	92.0000	98.0000
200,000	1,000.00	1,000.00	2.10	27/10/2027	7	---	8	---	1	O.P.A.P. S.A. (Non Convertible)	6.3583	3.4960	94.6000	95.1000	95.1000	94.5600	12/08/2024	10,000	9,548.58	94.6200	B	13/08/2024	90.5800	96.6000
200,000	1,000.00	1,000.00	1.90	23/03/2028	7	---	7	---	1	MOTOR OIL CORINTH REFINERIES SA (Non Convertible)	7.5472	3.9550	---	---	---	92.6000	12/08/2024	---	---	92.7001	B	13/08/2024	90.8477	93.4500
100,000	1,000.00	1,000.00	2.70	25/05/2026	5	---	7	---	1	COSTAMARE PARTICIPATIONS PLC (Non Convertible)	6.0750	3.8420	97.4999	97.4999	97.4999	96.4000	12/08/2024	2,000	1,962.15	96.5000	B	13/08/2024	94.2567	99.2686
300,000	1,000.00	1,000.00	2.30	20/07/2028	7	---	7	---	1	PRODEA REIC S.A.(Non Convertible)	1.5972	4.5200	91.4000	91.7000	91.4000	91.7000	12/08/2024	35,000	32,058.90	91.2000	B	13/08/2024	86.1234	92.3500
150,000	1,000.00	1,000.00	2.65	22/10/2026	5	---	6	---	1	CPLP SHIPPING HOLDINGS PLC (Non Convertible)	8.5389	4.4410	95.7000	95.7000	95.7000	95.7000	12/08/2024	1,000	965.54	95.4000	B	13/08/2024	93.0000	95.9000
250,000	1,000.00	1,000.00	2.45	16/11/2028	7	---	6	---	1	ELVALHALCOR S.A. (Non Convertible)	6.2611	4.1220	92.8000	92.8500	92.8375	92.6360	12/08/2024	40,000	37,385.44	92.8100	B	13/08/2024	88.4206	97.3000
120,000	1,000.00	1,000.00	2.65	06/12/2028	7	---	6	---	1	NOVAL PROPERTY REIC (Non Convertible)	5.2264	4.2400	93.0000	93.0000	93.0000	93.1100	12/08/2024	34,000	31,797.70	92.9000	B	13/08/2024	88.5000	94.2749
500,000	1,000.00	1,000.00	2.75	03/07/2027	7	---	9	---	1	GEK TERNA S.A. (Non Convertible)	3.3611	4.1870	94.6300	95.2999	94.9998	94.7440	12/08/2024	24,000	22,858.64	94.6001	B	13/08/2024	91.5500	95.8999
100,000	1,000.00	1,000.00	2.95	11/02/2027	5	---	6	---	1	SAFE BULKERS PARTICIPATIONS PLC (Non Convertible)	0.3278	4.7880	95.0000	95.1000	95.0370	95.1000	12/08/2024	23,000	21,866.04	95.0400	B	13/08/2024	92.0000	97.0000
120,000	1,000.00	1,000.00	3.95	04/04/2025	7	---	13	---	1	GEK TERNA S.A. (Non Convertible)	14.7028	3.2230	99.9400	99.9400	99.9400	99.9300	09/08/2024	28,000	28,394.88	99.9400	B	13/08/2024	98.1282	100.1000
100,000	1,000.00	1,000.00	4.40	26/07/2029	7	---	5	---	1	CPLP SHIPPING HOLDINGS PLC (Non Convertible)	2.5667	3.9960	99.5000	100.5000	100.1577	99.5250	12/08/2024	26,000	26,107.73	99.1000	B	13/08/2024	95.0948	100.5000
199,375	1,000.00	1,000.00	3.60	12/03/2026	7	---	11	---	1	AEGEAN AIRLINES S.A. (Non Convertible)	15.7000	3.7740	98.6000	98.7000	98.6095	99.1000	12/08/2024	33,000	33,059.25	98.6200	B	13/08/2024	97.1458	99.6000
150,000	1,000.00	1,000.00	2.60	22/10/2026	7	---	10	---	1	TERNA ENERGY FINANCE S.A. (Non Convertible)	8.3778	3.8240	---	---	---	96.5000	09/08/2024	---	---	96.1000	B	13/08/2024	92.8293	97.9000
100,000	1,000.00	1,000.00	2.80	25/01/2027	5	---	6	---	1	PREMIA S.A. (Non Convertible)	1.7111	4.9410	---	---	---	94.4670	12/08/2024	---	---	94.2001	B	13/08/2024	90.9974	97.8048
500,000	1,000.00	1,000.00	4.00	10/07/2030	7	---	3	---	1	METLEN ENERGY & METALS S.A. (Non Convertible)	4.1111	3.7340	100.4898	100.4900	100.4898	100.2330	12/08/2024	41,000	41,369.45	100.2001	B	13/08/2024	98.3001	101.5000
100,000	1,000.00	1,000.00	5.50	15/12/2028	5	---	2	---	1	IDEAL HOLDINGS S.A. (Non Convertible)	9.1667	4.9710	101.1500	101.5000	101.2458	101.2180	12/08/2024	15,000	15,324.37	101.1500	B	13/08/2024	100.6502	104.1000

## Corporate Bonds Notes

Transactions Volume = (Pieces) \* (Nominal Price). Transactions Value = (Pieces) \* (Nominal Price) \* (price %) + (Accrued interest).

The price of a Bond is stated as a percentage (%) of Bond's Nominal Price.

Nominal Price in Euros (€), except if it is noted differently.

## Non Convertible Corporate Bonds - Regulated Market

Num Listed Bonds	Nominal price	Issue price	Today's Rate	Exp. Date	Duration (years)	Note	Coupon		Trading Unit	Corporate Bonds	Accrued Int.	Yield.T.Mat	Price min	Price max	Closing price	Previous closing price/date	Volume	Transactions Value	Last order			ear min	Year max	
							Common	Preferred											Price	Buy / Sell	Date			
200,000	1,000.00	1,000.00	4.25	23/01/2029	5	---	2	---	1	AUTOHELLAS S.A. (Non Convertible)	2.8333	4.0480	100.1000	100.4000	100.4000	99.7500	12/08/2024	6,000	6,026.00	99.1500	B	13/08/2024	97.5000	101.0000
130,000	1,000.00	1,000.00	6.00	27/02/2029	5	---	1	---	1	INTRALOT S.A. (Non Convertible)	28.5000	5.4930	101.1000	101.5000	101.3000	100.5500	09/08/2024	10,000	10,415.00	101.1000	B	13/08/2024	100.0050	101.9000
300,000	1,000.00	1,000.00	2.30	14/12/2028	7	---	6	---	1	GEK TERNA S.A. (Non Convertible)	4.0250	4.1930	92.0001	92.6000	92.0001	92.7400	12/08/2024	3,000	2,778.08	91.5003	B	13/08/2024	86.5021	92.7400

## Corporate Bonds Notes

Transactions Volume = (Pieces) \* (Nominal Price). Transactions Value = (Pieces) \* (Nominal Price) \* (price %) + (Accrued interest).

The price of a Bond is stated as a percentage (%) of Bond's Nominal Price.

Nominal Price in Euros (€), except if it is noted differently.

## Government Bonds

Number Listed Bonds	Nominal price	Today's Rate	Accrued Interest Calc	Exp. Date [1]	Duration (years)	Note	Coupons Date	Curr. coupon value	Trading Unit	Government Bonds	Price min	Price max	Closing price	Previous closing price/date	Volume	Transactions Value	Price	Last order Buy / Sell	Date
3,000,000	1,000.00	4.13	Actual/Actual	15/06/2054	30	---	15/06	4.13	1	GGB-FXD-150654-30Y-4.125-1.000	---	---	---	---	---	---	---	---	---
4,700,000	1,000.00	1.88	Actual/Actual	04/02/2035	15	---	04/02	1.88	1	GGB-FXD-040235-15Y-1.875-1.000	---	---	---	---	---	---	---	---	---
6,000,000	1,000.00	0.75	Actual/Actual	18/06/2031	10	---	18/06	0.75	1	GGB-FXD-180631-10Y-0.750-1.000	---	---	---	---	---	---	---	---	---
3,600,000	1,000.00	3.88	Actual/Actual	15/06/2028	5	---	15/06	3.88	1	GGB-FXD-150628-05Y-3.875-1.000	---	---	---	---	---	---	---	---	---
5,962,747,327	1.00	3.75	Actual/Actual	30/01/2028	10	---	/02 - 01/02 - 31/	3.75	1	GGB-FXD-300128-10Y-3.750-1.000	---	---	---	85.4610 13/07/2018	---	---	1.0000	B	28/11/2018
7,067,309,386	1.00	3.90	Actual/Actual	30/01/2033	15	---	/02 - 01/02 - 31/	3.90	1	GGB-FXD-300133-15Y-3.900-1.000	---	---	---	78.6730 13/07/2018	---	---	1.0000	B	28/11/2018
5,622,848,349	1.00	4.00	Actual/Actual	30/01/2037	19	---	/02 - 01/02 - 31/	4.00	1	GGB-FXD-300137-19Y-4.000-1.000	---	---	---	77.0370 13/07/2018	---	---	1.0000	B	28/11/2018
5,476,770,669	1.00	4.20	Actual/Actual	30/01/2042	24	---	/02 - 01/02 - 31/	4.20	1	GGB-FXD-300142-24Y-4.200-1.000	---	---	---	77.7640 13/07/2018	---	---	1.0000	B	28/11/2018
4,450,000	1,000.00	3.38	Actual/Actual	15/06/2034	10	---	15/06	3.38	1	GGB-FXD-150634-10Y-3.375-1.000	---	---	---	---	---	---	---	---	---
40,248,141	1.00	4.30	Actual/Actual	24/02/2025	13	---	24/02	4.30	1	GGB-FXD-240225-13Y-2.000-1.000	---	---	---	10.0000 22/06/2015	---	---	---	---	---
59,586,043	1.00	4.30	Actual/Actual	24/02/2026	14	---	24/02	4.30	1	GGB-FXD-240226-14Y-2.000-1.000	---	---	---	10.0000 22/06/2015	---	---	---	---	---
41,118,344	1.00	4.30	Actual/Actual	24/02/2027	15	---	24/02	4.30	1	GGB-FXD-240227-15Y-2.000-1.000	---	---	---	10.0000 22/06/2015	---	---	---	---	---
45,137,734	1.00	4.30	Actual/Actual	24/02/2028	16	---	24/02	4.30	1	GGB-FXD-240228-16Y-2.000-1.000	---	---	---	10.0000 22/06/2015	---	---	---	---	---
61,768,888	1.00	4.30	Actual/Actual	24/02/2029	17	---	24/02	4.30	1	GGB-FXD-240229-17Y-2.000-1.000	---	---	---	10.0000 22/06/2015	---	---	---	---	---
54,567,744	1.00	4.30	Actual/Actual	24/02/2030	18	---	24/02	4.30	1	GGB-FXD-240230-18Y-2.000-1.000	---	---	---	10.0000 22/06/2015	---	---	---	---	---
37,541,515	1.00	4.30	Actual/Actual	24/02/2031	19	---	24/02	4.30	1	GGB-FXD-240231-19Y-2.000-1.000	---	---	---	10.0000 22/06/2015	---	---	---	---	---
37,558,317	1.00	4.30	Actual/Actual	24/02/2032	20	---	24/02	4.30	1	GGB-FXD-240232-20Y-2.000-1.000	---	---	---	10.0000 22/06/2015	---	---	---	---	---
37,473,732	1.00	4.30	Actual/Actual	24/02/2033	21	---	24/02	4.30	1	GGB-FXD-240233-21Y-2.000-1.000	---	---	---	10.0000 22/06/2015	---	---	---	---	---
33,888,293	1.00	4.30	Actual/Actual	24/02/2034	22	---	24/02	4.30	1	GGB-FXD-240234-22Y-2.000-1.000	---	---	---	10.0000 22/06/2015	---	---	---	---	---
35,177,800	1.00	4.30	Actual/Actual	24/02/2035	23	---	24/02	4.30	1	GGB-FXD-240235-23Y-2.000-1.000	---	---	---	10.0000 22/06/2015	---	---	---	---	---
35,547,268	1.00	4.30	Actual/Actual	24/02/2036	24	---	24/02	4.30	1	GGB-FXD-240236-24Y-2.000-1.000	---	---	---	10.0000 22/06/2015	---	---	---	---	---
40,246,306	1.00	4.30	Actual/Actual	24/02/2037	25	---	24/02	4.30	1	GGB-FXD-240237-25Y-2.000-1.000	---	---	---	10.0000 22/06/2015	---	---	---	---	---
37,643,952	1.00	4.30	Actual/Actual	24/02/2038	26	---	24/02	4.30	1	GGB-FXD-240238-26Y-2.000-1.000	---	---	---	10.0000 22/06/2015	---	---	---	---	---
36,977,100	1.00	4.30	Actual/Actual	24/02/2039	27	---	24/02	4.30	1	GGB-FXD-240239-27Y-2.000-1.000	---	---	---	10.0000 22/06/2015	---	---	---	---	---
41,615,000	1.00	4.30	Actual/Actual	24/02/2040	28	---	24/02	4.30	1	GGB-FXD-240240-28Y-2.000-1.000	---	---	---	10.0000 22/06/2015	---	---	---	---	---
42,227,208	1.00	4.30	Actual/Actual	24/02/2041	29	---	24/02	4.30	1	GGB-FXD-240241-29Y-2.000-1.000	---	---	---	10.0000 22/06/2015	---	---	---	---	---
68,288,487	1.00	4.30	Actual/Actual	24/02/2042	30	---	24/02	4.30	1	GGB-FXD-240242-30Y-2.000-1.000	---	---	---	10.0000 22/06/2015	---	---	---	---	---
4,250,000	1,000.00	3.88	Actual/Actual	12/03/2029	10	---	12/03	3.88	1	GGB-FXD-120329-10Y-3.875-1.000	---	---	---	---	---	---	100.0000	B	15/10/2019
4,500,000	1,000.00	0.00	Actual/Actual	12/02/2026	5	---	12/02	0.00	1	GGB-FXD-120226-05Y-3.000-1.000	---	---	---	---	---	---	---	---	---
2,209,163	1,000.00	3.38	Actual/Actual	15/02/2025	7	---	15/02	3.38	1	GGB-FXD-150225-07Y-3.375-1.000	---	---	---	---	---	---	---	---	---
964,000	1,000.00	3.25	Actual/Actual	20/03/2025	6	---	20/03	3.25	1	GGB-FXD-200325-06Y-3.250-1.000	---	---	---	---	---	---	---	---	---
2,100,000	1,000.00	3.55	Actual/Actual	20/03/2026	7	---	20/03	3.55	1	GGB-FXD-200326-07Y-3.550-1.000	---	---	---	---	---	---	---	---	---
5,500,000	1,000.00	1.50	Actual/Actual	18/06/2030	10	---	18/06	1.50	1	GGB-FXD-180630-10Y-1.500-1.000	---	---	---	---	---	---	---	---	---
3,500,000	1,000.00	4.38	Actual/Actual	18/07/2038	15	---	18/07	4.38	1	GGB-FXD-180738-15Y-4.375-1.000	---	---	---	---	---	---	---	---	---

## Government Bonds Notes

Transactions Volume = (Pieces) \* (Nominal Price). Transactions Value = (Pieces) \* (Nominal Price) \* (price %) + (Accrued interest).

The Value of current coupon for the issues with NV 0.01 euro refers to NV 100 euros

FLR: Floating Interest Rate.

[1] - The Expiration Date of the interest bearing period and the Date for coupon payment.

## Government Bonds

Number Listed Bonds	Nominal price	Today's Rate	Accrued Interest Calc	Exp. Date [1]	Duration (years)	Note	Coupons Date	Curr. coupon value	Trading Unit	Government Bonds	Price min	Price max	Closing price	Previous closing price/date	Volume	Transactions Value	Price	Last order Buy / Sell	Date
40,000	1,000.00	4.67	FLR	Actual/360	18/09/2024	1	---	18/09 - 19/03	---	1	GGB-FLT-180924-01Y-4.670-1.000	---	---	---	---	---	---	---	---
5,364,250	1,000.00	3.25		Actual/Actual	20/03/2050	30	---	20/03	3.25	1	GGB-FXD-200350-30Y-3.250-1.000	---	---	---	---	---	---	---	---
3,924,361	1,000.00	2.00		Actual/Actual	22/04/2027	7	---	22/04	2.00	1	GGB-FXD-220427-07Y-2.000-1.000	---	---	---	---	---	99.9000	B	22/04/2020
2,500,000	1,000.00	1.88		Actual/Actual	23/07/2026	7	---	23/07	1.88	1	GGB-FXD-230726-07Y-1.875-1.000	---	---	---	---	---	---	---	---
4,900,000	1,000.00	4.25		Actual/Actual	15/06/2033	10	---	15/06	4.25	1	GGB-FXD-150633-10Y-4.250-1.000	---	---	---	---	---	---	---	---
3,500,000	1,000.00	1.88		Actual/Actual	24/01/2052	30	---	24/01	1.88	1	GGB-FXD-240152-30Y-1.875-1.000	---	---	---	---	---	---	---	---
3,700,000	1,000.00	1.75		Actual/Actual	18/06/2032	10	---	18/06	1.75	1	GGB-FXD-180632-10Y-1.750-1.000	---	---	---	---	---	---	---	---
2,200,000	1,000.00	1.13	FLR	Actual/360	15/12/2027	5	---	- 15/12 - 15/03 -	---	1	GGB-FLT-151227-05Y-1.130-1.000	---	---	---	---	---	102.1600	B	30/12/2022

## Government Bonds Notes

Transactions Volume = (Pieces) \* (Nominal Price). Transactions Value = (Pieces) \* (Nominal Price) \* (price %) + (Accrued interest).

The Value of current coupon for the issues with NV 0.01 euro refers to NV 100 euros

FLR: Floating Interest Rate.

[1] - The Expiration Date of the interest bearing period and the Date for coupon payment.

Treasury Bills & Zero Coupon Government Bonds

Issue Date	13-Week Maturity									26-Week Maturity									52-Week Maturity								
	Exp. Date	Initial Rate	Num Listed Bonds	Nominal price	Issue price	Last Trade Price	Last Trade Date	Volume Traded	Note	Exp. Date	Initial Rate	Num Listed Bonds	Nominal price	Issue price	Last Trade Price	Last Trade Date	Volume Traded	Note	Exp. Date	Initial Rate	Num Listed Bonds	Nominal price	Issue price	Last Trade Price	Last Trade Date	Volume Traded	Note
08/09/2023	---	---	---	---	---	---	---	---	---	---	---	---	---	---	---	---	---	---	06/09/2024	3.81	812,500	1,000.00	962.90	---	---	---	---
08/12/2023	---	---	---	---	---	---	---	---	---	---	---	---	---	---	---	---	---	---	06/12/2024	3.70	600,000	1,000.00	963.90	---	---	---	---
08/03/2024	---	---	---	---	---	---	---	---	---	---	---	---	---	---	---	---	---	---	07/03/2025	3.73	812,500	1,000.00	963.70	---	---	---	---
07/06/2024	---	---	---	---	---	---	---	---	---	---	---	---	---	---	---	---	---	---	06/06/2025	3.34	600,000	1,000.00	967.30	---	---	---	---

Bonds in Circulation	Currency / Min nominal traded Value	Coupons Payment Date	Current Coupon Value	Note	Coupon	Trading Unit	Issue Date	Duration (years)	Today's Interest	A.I.C in days	Bonds	Last price of previous days		Last Outcry in Cash (euro)			Trades in Pieces	Life min	Life Max
												Price	Buy / Sell	Price	Buy / Sell	Date			
<b>Corporate Bonds in Foreign Currency and Euro</b>																			
103,746	GBP / 10	01/12	0.25	---	65	1	01/12/1930	98	2.5	360	National Mortgage Bank	2.27	05/02/1996	2.27	S	05/02/1996	---	2.27	2.27
0	GBP / 10	01/12	0.25	---	67	1	01/12/1928	100	2.5	360	National Mortgage Bank	---	---	---	---	---	---	---	---

## Government Bonds Notes

A.I.C: Accrued Interest Calculation base.

FLR: Floating Interest Rate.

The minimum tradeable Nominal Value for all Demeterialised Government Titles is 100 Euros.

(μφρ-0)

## Athex &amp; ATHEXClear Members List

Member Name				Stock Market			Derivatives Market		ATHEXClear Member	
	Address	Phone	Fax	Market Member	Remote Member	Market Maker	Proprietary	Market Maker	General Clearing	Direct Clearing
A. SARRIS SECURITIES S.A.				a						
6, ΔΡΑΓΑΤΣΑΝΙΟΥ 6 ΑΘΗΝΑ	2103367700									
ΑΕΟΝIC SECURITIES C.I.F. P.L.C.				a						
, ΛΑΪΟΥ 6, ΓΡ. 301B, ANNA COURT	35725337600									
ALPHA BANK S.A.									a	
, ΣΤΑΔΙΟΥ 40 ΑΘΗΝΑ	2103260000									
ALPHA FINANCE INVESTMENT SERVICES SINGLE MEMBER SA				a		a	a	a		a
5, ΠΑΝΕΠΙΣΤΗΜΙΟΥ 45 ΑΘΗΝΑ	2103677400									
ARGUS STOCKBROKERS LTD				a	a		a			
25, 25 ΛΕΩΦΟΡΟΣ ΔΗΜΟΣΘΕΝΗ ΣΕΒΕΡΗ	0035722717000									
ATHLOS CAPITAL INVESTMENT SERVICES LTD					a					
, 17 STASINOU AVENUE, BEDIZIA TOWER, 6TH & 7TH FL.	35722110777									
ATLANTIC SECURITIES LTD				a	a					
37, ΠΡΟΔΡΟΜΟΥ 37	0035722445400									
AXON SECURITIES S.A.				a			a			
48, ΣΤΑΔΙΟΥ 48 ΑΘΗΝΑ	2103363800									
BETA SECURITIES S.A.				a		a	a			a
29, ΑΛΕΞΑΝΔΡΑΣ 29 ΑΘΗΝΑ	210 6478900									
BNP PARIBAS S.A.									a	
, ΛΑΜΨΑΚΟΥ 2 ΑΘΗΝΑ	2107468525									
BOFA SECURITIES EUROPE SA				a	a					
, 51 RUE LA BOÉTIE	+33 153655555									
CAPITAL SECURITIES S.A.				a			a			
58, ΜΗΤΡΟΠΟΛΕΩΣ 58 ΑΘΗΝΑ	2103369700									
CITIGROUP GLOBAL MARKETS EUROPE AG				a	a					
16, REUTERWEG 16	+49 691366-0									
CITIGROUP GLOBAL MARKETS LIMITED				a						
1, 33 CANADA SQUARE - CANARY WHARF	+44 02079864000									
CREDIT SUISSE BANK (EUROPE), S.A.				a						
, CALLE AYALA 42, 3A PLANTA-B MADRID	+34917916000									
CREDIT SUISSE SECURITIES (EUROPE) LIMITED				a						
1, ONE CABOT SQUARE LONDON	+44 2078888888									
CYCLOS SECURITIES S.A.				a			a			
39, ΧΑΡΙΛΑΟΥ ΤΡΙΚΟΥΠΗ 6-8-10 ΑΘΗΝΑ	2103364300									
DEUTSCHE BANK S.A.					a					
1, GREAT WINCHESTER STREET LONDON	+44 20 754 54209	00441133361437								
EUROBANK EQUITIES INVESTMENT FIRM SINGLE MEMBER SA				a		a	a	a		a
, ΦΙΛΕΛΗΝΩΝ 10 & ΞΕΝΟΦΩΝΤΟΣ 13 ΑΘΗΝΑ	2103720425									
EUROBANK S.A.									a	
, ΟΘΩΝΟΣ 8 ΑΘΗΝΑ	2144043907									
EUROCORP INVESTMENT SERVICES S.A.				a			a			a
14, ΠΛ.ΦΙΛΙΚΗΣ ΕΤΑΙΡΕΙΑΣ 14 ΑΘΗΝΑ	2107263600									
EUROTRUST INVESTMENT FIRM SA				a						
113, ΣΕΒΑΣΤΟΥΠΟΛΕΩΣ 113 ΑΘΗΝΑ	2103363100									
EUROXX SECURITIES S.A.				a		a	a	a		a
7, ΠΑΛΑΙΟΛΟΓΟΥ ΧΑΛΑΝΔΡΙ	(210)-6879400	(210)-6879401								
7, ΠΑΛΕΟΛΟΓΟΥ ΧΑΛΑΝΔΡΙ	+30 2106879400	210-6879401								
FREEDOM FINANCE EUROPE LTD				a	a					
, ΧΡΙΣΤΑΚΗ ΚΡΑΝΟΥ 20	035725257786									
G. A. PERVANAS SECURITIES- INVESTMENT SERVICES S.A.				a						
7-9, ΣΟΦΟΚΛΕΟΥΣ 7-9 ΑΘΗΝΑ	2103727200									
GLOBAL CAPITAL SECURITIES & FINANCIAL SERVICES LTD				a	a					
50, ΛΑΡΧΙΕΠΙΣΚΟΠΟΥ ΜΑΚΑΡΙΟΥ Γ50	0035722710710									
GREENPOST TRADING EUROPE LTD				a	a	a				
, ΚΙΜΩΝΟΣ 3, ACROPOLIS MANSIONS, 2ND FLOOR, FLAT/OFFICE 202	035722521389									
HELLENIC AMERICAN SECURITIES S.A.				a		a	a			a
27, ΑΝΔΡΕΑ ΠΑΠΑΝΔΡΕΟΥ 27 ΜΑΡΟΥΣΙ	2103311100									
HELLENIC BANK (INVESTMENTS) LTD					a					
, ΑVE.ΚΥΡΙΑΚΟΥ ΜΑΤΣΙ 31 - ΡΟ ΒΟΧ 24747 ΝΙΟΣΙΑ	+357 22500100	357 22500110								
HSBC CONTINENTAL EUROPE									a	
109-111, ΑΜΕΣΟΓΕΙΩΝ 109-111	2106960000									
INDEX SECURITIES S.A.				a						
6, ΔΡΑΓΑΤΣΑΝΙΟΥ 6 ΑΘΗΝΑ	2103213920									



## Athex &amp; ATHEXClear Members List

Member Name	Stock Market			Derivatives Market		ATHEXClear Member				
	Address	Phone	Fax	Market Member	Remote Member	Market Maker	Proprietary	Market Maker	General Clearing	Direct Clearing
J. CHR. MAVRIKIS SECURITIES S.A.				a						
5, ΣΟΦΟΚΛΕΟΥΣ 5 ATHINA	2103216730									
KAPPA SECURITIES S.A.				a			a			
15, ΒΑΛΑΩΡΙΤΟΥ 15 ATHINA	2103678600									
KARAMANOF SECURITIES & INVESTMENT SERVICES S.A.				a						
2, ΠΛ.ΑΓ.ΘΕΟΔΩΡΩΝ 2 ATHINA	2103212947									
LAIKI FINANCIAL SERVICES LTD					a					
26, AVE. VYRONOS NICOSIA	357 22367367	357 22718567								
LEON DEPOLAS SECURITIES S.A.				a		a	a			
1, ΧΡΗΣΤΟΥ ΛΑΔΑ 1 ATHINA	2103213276 -28									
MEGA EQUITY SECURITIES & FINANCIAL SERVICES PUBLIC LTD				a	a		a			
42-44, ΛΕΩΦ.ΓΡΙΒΑ ΔΙΓΕΝΗ 42-44	0035722711711									
MERIT SECURITIES S.A				a		a	a			a
5, ΣΟΦΟΚΛΕΟΥΣ 5 ATHINA	2141008814									
MERRILL LYNCH INTERNATIONAL				a						
2, 2 KING EDWARD STREET LONDON	+44 20276281000									
N. CHRYSOCHOIDIS STOCK BROKERAGE I.S.S.A.				a			a			a
7-9, ΣΟΦΟΚΛΕΟΥΣ 7-9 ATHINA	2103213913									
NATIONAL BANK OF GREECE S.A.				a		a	a		a	
86, ΑΙΟΛΟΥ STR. ATHINA	(210)-3341000	(210)-3228187								
68, ΑΚΑΔΙΜΙΑΣ STR. ATHINA	(210)-3328817	(210)-3328678								
NATIONAL SECURITIES SINGLE MEMBER SA				a		a	a	a		
66, ΛΕΩΦΟΡΟΣ ΑΘΗΝΩΝ 128-132 & ΙΦΙΓΕΝΙΑΣ ATHINA	2103328784									
NUNTIUS BROKERAGE AND INVESTMENT SERVICES SINGLE MEMBER S.A.				a			a			
6, ΔΡΑΓΑΤΣΑΝΙΟΥ 6 ATHINA	2103350599									
ONE PLUS CAPITAL LIMITED				a	a					
, 75 PRODROMOU AVENUE NICOSIA 1307	35722873760									
OPTIMA BANK S.A.				a		a	a	a	a	
, ΑΙΓΙΑΛΕΙΑΣ 32 & ΠΑΡΑΔΕΙΣΟΥ ΜΑΡΟΥΣΙ	210 8173000									
PANCRETA BANK S.A									a	
, ΙΚΑΡΟΥ 5	2810338746									
PANTELAKIS SECURITIES S.A.				a		a	a	a		
57, ΕΘΝΙΚΗΣ ΑΝΤΙΣΤΑΣΕΩΣ 57, ΚΤΙΠΙΟ Β CHALANDRI	2106965000									
PIRAEUS BANK S.A.				a			a		a	
, ΑΜΕΡΙΚΗΣ 4 ATHINA	2103335000									
PIRAEUS SECURITIES S. A.				a		a	a	a		a
10, ΣΤΑΔΙΟΥ 10 ATHINA	2103354100									
PROCHOICE SECURITIES LTD				a	a					
57, ΛΕΩΦ.ΣΠΥΡΟΥ ΚΥΠΡΙΑΝΟΥ 57, ΑΚΙΝΗΤΑ Φ	035724661192									
SHARELINK SECURITIES & FINANCIAL SERVICES LTD				a			a			
6, HOUSE-ΘΕΟΤΟΚΗ 6 ΜΕΓΑΡΟ ΕΛΛΗΝΑ	+357 22554200									
SOCIETE GENERALE S.A.				a	a		a			
, 17 COURS VALMY, CEDEX	+157290504									
SOLIDUS SECURITIES S.A				a			a			a
64, ΛΟΥΙΖΗΣ ΠΙΑΝΚΟΥΡ 64 ATHINA	2106900600									
ST. EM. LAVRENTAKIS SECURITIES S.A.				a						
7-9, ΣΟΦΟΚΛΕΟΥΣ 7-9 ATHINA	2103213336									
THE CYPRUS INVESTMENT & SECURITIES CORPORATION LTD				a	a					
154, 1 AG. PROKOPIOU & POSIDONOS 1ST FLOOR	0035722121700									
UBS EUROPE SE				a	a					
, OPERNTURM, BOCKENHEIMER LANDSTRASSE 2-4	496921790									
UBS LIMITED					a					
1, FINSBURY AVENUE LONDON	+44 2075687135									
VIGOR FINANCE INVESTMENT SERVICES S.A.				a			a			
, ΨΥΧΑΡΗ 14 Ν. PSYCHIKO	2106718400									

List of Stocks under Market Making operations

Securities	Market Maker	Start Market Making	Stock Category	Suspension Status
<b>MLS MULTIMEDIA SA (CR)</b>				
	PIRAEUS SECURITIES S. A.	01/08/2019		
<b>ALPHA ETF FTSE Athex Large Cap</b>				
	ALPHA FINANCE INVESTMENT SERVICES SINGLE MEMBER SA	02/01/1900	Exchange Traded Funds (ETFs)	
	NATIONAL SECURITIES SINGLE MEMBER SA	02/01/1900		
<b>ADMIE (IPTO) HOLDING S.A. (CR)</b>				
	EUROBANK EQUITIES INVESTMENT FIRM SINGLE MEMBER SA	24/05/2021	Main Market	
	HELLENIC AMERICAN SECURITIES S.A.	09/03/2020		
	PIRAEUS SECURITIES S. A.	29/06/2017		
<b>AEGEAN AIRLINES (CR)</b>				
	EUROBANK EQUITIES INVESTMENT FIRM SINGLE MEMBER SA	22/09/2020	Main Market	
<b>ALPHA SERVICES HOLD (CR)</b>				
	ALPHA FINANCE INVESTMENT SERVICES SINGLE MEMBER SA	29/02/2016	Main Market	
	EUROBANK EQUITIES INVESTMENT FIRM SINGLE MEMBER SA	22/10/2006		
	GREENPOST TRADING EUROPE LTD	12/06/2023		
	HELLENIC AMERICAN SECURITIES S.A.	25/07/2014		
	LEON DEPOLAS SECURITIES S.A.	04/01/2016		
	MERIT SECURITIES S.A	03/09/2012		
	NATIONAL SECURITIES SINGLE MEMBER SA	02/01/1900		
	PIRAEUS SECURITIES S. A.	28/05/2009		
<b>ALPHA TRUST HOLDINGS (CR)</b>				
	EUROBANK EQUITIES INVESTMENT FIRM SINGLE MEMBER SA	06/02/2023	Main Market	
	LEON DEPOLAS SECURITIES S.A.	04/01/2021		
<b>ALUMIL (CR)</b>				
	PIRAEUS SECURITIES S. A.	31/07/2023	Main Market	
<b>ANDROMEDA SA (CR)</b>				
	BETA SECURITIES S.A.	15/02/2021	Main Market	
	OPTIMA BANK S.A.	03/04/2023		
<b>ATHENS INTL AIRPORT (CR)</b>				
	PIRAEUS SECURITIES S. A.	03/06/2024	Main Market	
<b>ATTICA BANK S.A. (CR)</b>				
	EUROXX SECURITIES S.A.	22/01/2016	Main Market	
<b>AUSTRIACARD (CB)</b>				
	BETA SECURITIES S.A.	23/03/2023	Main Market	
	EUROXX SECURITIES S.A.	10/06/2024		
	PIRAEUS SECURITIES S. A.	02/08/2024		
<b>AUTOHELLAS SA (CR)</b>				
	ALPHA FINANCE INVESTMENT SERVICES SINGLE MEMBER SA	01/07/2019	Main Market	
	EUROXX SECURITIES S.A.	02/07/2018		
<b>AVAX S.A. (CR)</b>				
	EUROBANK EQUITIES INVESTMENT FIRM SINGLE MEMBER SA	14/12/2015	Main Market	
	OPTIMA BANK S.A.	04/09/2023		
	PIRAEUS SECURITIES S. A.	01/02/2021		
<b>AVE (CR)</b>				
	EUROXX SECURITIES S.A.	05/06/2020	Main Market	
<b>BRIQ PROPERTIES (CR)</b>				
	EUROBANK EQUITIES INVESTMENT FIRM SINGLE MEMBER SA	09/09/2019	Main Market	
	LEON DEPOLAS SECURITIES S.A.	22/02/2021		
	PIRAEUS SECURITIES S. A.	05/02/2024		
<b>CC HBC AG (CR)</b>				
	BETA SECURITIES S.A.	08/03/2021	Main Market	
	NATIONAL SECURITIES SINGLE MEMBER SA	02/01/1900		
	PIRAEUS SECURITIES S. A.	04/05/2015		
<b>CENERGY HOLDINGS (CB)</b>				
	ALPHA FINANCE INVESTMENT SERVICES SINGLE MEMBER SA	02/01/2016	Main Market	
	EUROBANK EQUITIES INVESTMENT FIRM SINGLE MEMBER SA	02/01/2016		
	OPTIMA BANK S.A.	14/03/2022		
	PANTELAKIS SECURITIES S.A.	27/12/2022		
<b>CNL CAPITAL (CR)</b>				
	MERIT SECURITIES S.A	01/10/2018	Main Market	
<b>DIMAND (CR)</b>				
	ALPHA FINANCE INVESTMENT SERVICES SINGLE MEMBER SA	08/08/2022	Main Market	
	EUROBANK EQUITIES INVESTMENT FIRM SINGLE MEMBER SA	08/08/2022		
	PANTELAKIS SECURITIES S.A.	15/05/2023		
<b>EKTER SA (CR)</b>				
	BETA SECURITIES S.A.	26/09/2022	Main Market	
	EUROBANK EQUITIES INVESTMENT FIRM SINGLE MEMBER SA	16/10/2017		
	LEON DEPOLAS SECURITIES S.A.	21/05/2018		

## List of Stocks under Market Making operations

Securities	Stock Category
Market Maker	Start Market Making
<b>ELASTRON (CR)</b>	Main Market
LEON DEPOLAS SECURITIES S.A.	20/02/2017
<b>ELLAKTOR (CR)</b>	Main Market
ALPHA FINANCE INVESTMENT SERVICES SINGLE MEMBER SA	18/03/2019
EUROBANK EQUITIES INVESTMENT FIRM SINGLE MEMBER SA	01/06/2012
EUROXX SECURITIES S.A.	24/09/2018
NATIONAL SECURITIES SINGLE MEMBER SA	02/01/1900
PIRAEUS SECURITIES S. A.	22/10/2018
<b>ELTON SA (CR)</b>	Main Market
OPTIMA BANK S.A.	30/01/2023
<b>ELVALHALCOR (CR)</b>	Main Market
ALPHA FINANCE INVESTMENT SERVICES SINGLE MEMBER SA	07/05/2018
BETA SECURITIES S.A.	09/01/2023
EUROBANK EQUITIES INVESTMENT FIRM SINGLE MEMBER SA	07/05/2018
<b>EUROBANK HOLDINGS (CR)</b>	Main Market
ALPHA FINANCE INVESTMENT SERVICES SINGLE MEMBER SA	09/01/2006
EUROBANK EQUITIES INVESTMENT FIRM SINGLE MEMBER SA	01/06/2012
GREENPOST TRADING EUROPE LTD	12/06/2023
HELLENIC AMERICAN SECURITIES S.A.	25/07/2014
LEON DEPOLAS SECURITIES S.A.	30/11/2018
MERIT SECURITIES S.A.	06/11/2017
NATIONAL SECURITIES SINGLE MEMBER SA	02/01/1900
PIRAEUS SECURITIES S. A.	28/09/2009
<b>EUROCONSULTANTS S.A. (CR)</b>	Main Market
EUROBANK EQUITIES INVESTMENT FIRM SINGLE MEMBER SA	22/07/2014
OPTIMA BANK S.A.	01/02/2023
<b>EYDAP S.A. (CR)</b>	Main Market
ALPHA FINANCE INVESTMENT SERVICES SINGLE MEMBER SA	27/01/2020
EUROBANK EQUITIES INVESTMENT FIRM SINGLE MEMBER SA	10/06/2019
<b>FOURLIS (CR)</b>	Main Market
EUROBANK EQUITIES INVESTMENT FIRM SINGLE MEMBER SA	01/12/2016
PIRAEUS SECURITIES S. A.	06/03/2017
<b>GEK TERNA (CR)</b>	Main Market
BETA SECURITIES S.A.	08/03/2021
EUROBANK EQUITIES INVESTMENT FIRM SINGLE MEMBER SA	24/05/2021
PIRAEUS SECURITIES S. A.	29/08/2019
<b>GR. SARANTIS S.A. (CR)</b>	Main Market
BETA SECURITIES S.A.	14/05/2012
EUROBANK EQUITIES INVESTMENT FIRM SINGLE MEMBER SA	24/10/2016
PIRAEUS SECURITIES S. A.	02/04/2024
<b>HELLENIC EXCHANGES-A.S.E. (CR)</b>	Main Market
HELLENIC AMERICAN SECURITIES S.A.	01/09/2014
NATIONAL SECURITIES SINGLE MEMBER SA	02/01/1900
PIRAEUS SECURITIES S. A.	04/05/2015
<b>HELLENIQ ENERGY (CR)</b>	Main Market
ALPHA FINANCE INVESTMENT SERVICES SINGLE MEMBER SA	07/11/2023
EUROBANK EQUITIES INVESTMENT FIRM SINGLE MEMBER SA	01/11/2023
HELLENIC AMERICAN SECURITIES S.A.	14/09/2015
PIRAEUS SECURITIES S. A.	20/03/2017
<b>IDEAL HOLDINGS (CR)</b>	Main Market
EUROBANK EQUITIES INVESTMENT FIRM SINGLE MEMBER SA	07/06/2021
PIRAEUS SECURITIES S. A.	07/06/2021
<b>INTERCONTINENTAL (CR)</b>	Main Market
LEON DEPOLAS SECURITIES S.A.	03/06/2019
<b>INTERLIFE G.C.I.(CR)</b>	Main Market
PIRAEUS SECURITIES S. A.	22/01/2024
<b>INTERWOOD-XYLEMPORIA (CR)</b>	Main Market
EUROBANK EQUITIES INVESTMENT FIRM SINGLE MEMBER SA	05/07/2021
PANTELAKIS SECURITIES S.A.	01/07/2021
<b>INTRAKAT (CR)</b>	Main Market
BETA SECURITIES S.A.	04/10/2021
PANTELAKIS SECURITIES S.A.	10/10/2022
<b>JUMBO SA (CR)</b>	Main Market
BETA SECURITIES S.A.	01/02/2021
EUROBANK EQUITIES INVESTMENT FIRM SINGLE MEMBER SA	25/05/2020
GREENPOST TRADING EUROPE LTD	12/06/2023
MERIT SECURITIES S.A.	06/11/2017
PIRAEUS SECURITIES S. A.	06/03/2017

List of Stocks under Market Making operations

Securities	Stock Category
Market Maker	Start Market Making
<b>KLOUKINAS - LAPPAS SA (CR)</b>	Main Market
OPTIMA BANK S.A.	02/01/2023
<b>KRI-KRI S.A. (CR)</b>	Main Market
EUROBANK EQUITIES INVESTMENT FIRM SINGLE MEMBER SA	07/05/2018
PIRAEUS SECURITIES S. A.	11/12/2023
<b>LAMDA DEVELOPMENT SA (CR)</b>	Main Market
EUROBANK EQUITIES INVESTMENT FIRM SINGLE MEMBER SA	08/12/2014
PANTELAKIS SECURITIES S.A.	06/11/2017
PIRAEUS SECURITIES S. A.	29/06/2017
<b>LAMPASA HOTEL SA (CR)</b>	Main Market
LEON DEPOLAS SECURITIES S.A.	16/01/2017
<b>METLEN ENERGY &amp; METALS (CR)</b>	Main Market
ALPHA FINANCE INVESTMENT SERVICES SINGLE MEMBER SA	15/04/2019
BETA SECURITIES S.A.	11/04/2022
EUROBANK EQUITIES INVESTMENT FIRM SINGLE MEMBER SA	20/09/2017
GREENPOST TRADING EUROPE LTD	12/06/2023
MERIT SECURITIES S.A	25/02/2019
NATIONAL SECURITIES SINGLE MEMBER SA	02/01/1900
PIRAEUS SECURITIES S. A.	04/05/2015
<b>MOTODYNAMICS S.A. (CR)</b>	Main Market
ALPHA FINANCE INVESTMENT SERVICES SINGLE MEMBER SA	12/08/2024
OPTIMA BANK S.A.	25/08/2023
<b>MOTOR OIL (CR)</b>	Main Market
BETA SECURITIES S.A.	08/03/2021
EUROBANK EQUITIES INVESTMENT FIRM SINGLE MEMBER SA	22/10/2006
GREENPOST TRADING EUROPE LTD	12/06/2023
LEON DEPOLAS SECURITIES S.A.	01/04/2019
MERIT SECURITIES S.A	25/02/2019
NATIONAL SECURITIES SINGLE MEMBER SA	02/01/1900
PIRAEUS SECURITIES S. A.	04/05/2015
<b>MPLE KEDROS (CR)</b>	Main Market
OPTIMA BANK S.A.	16/10/2023
OPTIMA BANK S.A.	08/11/2023
<b>NAFPAKTOS TEXTILE (CR)</b>	Main Market
OPTIMA BANK S.A.	29/01/2024
<b>NATIONAL BANK (CR)</b>	Main Market
ALPHA FINANCE INVESTMENT SERVICES SINGLE MEMBER SA	09/01/2006
EUROBANK EQUITIES INVESTMENT FIRM SINGLE MEMBER SA	22/10/2006
GREENPOST TRADING EUROPE LTD	12/06/2023
HELLENIC AMERICAN SECURITIES S.A.	25/07/2014
LEON DEPOLAS SECURITIES S.A.	20/05/2015
MERIT SECURITIES S.A	03/09/2012
NATIONAL SECURITIES SINGLE MEMBER SA	02/01/1900
PIRAEUS SECURITIES S. A.	08/09/2008
<b>NOVAL PROPERTY REIC (CR)</b>	Main Market
ALPHA FINANCE INVESTMENT SERVICES SINGLE MEMBER SA	05/06/2024
PIRAEUS SECURITIES S. A.	05/06/2024
<b>OPAP (CR)</b>	Main Market
ALPHA FINANCE INVESTMENT SERVICES SINGLE MEMBER SA	09/01/2006
EUROBANK EQUITIES INVESTMENT FIRM SINGLE MEMBER SA	22/10/2006
GREENPOST TRADING EUROPE LTD	12/06/2023
HELLENIC AMERICAN SECURITIES S.A.	25/07/2014
MERIT SECURITIES S.A	20/03/2017
NATIONAL SECURITIES SINGLE MEMBER SA	02/01/1900
PIRAEUS SECURITIES S. A.	04/05/2015
<b>OPTIMA BANK (CR)</b>	Main Market
ALPHA FINANCE INVESTMENT SERVICES SINGLE MEMBER SA	12/12/2023
EUROBANK EQUITIES INVESTMENT FIRM SINGLE MEMBER SA	11/12/2023
OPTIMA BANK S.A.	06/11/2023
<b>ORILINA PROPERTIES REIC (CR)</b>	Main Market
EUROBANK EQUITIES INVESTMENT FIRM SINGLE MEMBER SA	11/12/2023
LEON DEPOLAS SECURITIES S.A.	11/12/2023

## List of Stocks under Market Making operations

Securities	Stock Category
Market Maker	Start Market Making
<b>OTE (CR)</b>	Main Market
ALPHA FINANCE INVESTMENT SERVICES SINGLE MEMBER SA	09/01/2006
EUROBANK EQUITIES INVESTMENT FIRM SINGLE MEMBER SA	22/10/2006
GREENPOST TRADING EUROPE LTD	12/06/2023
HELLENIC AMERICAN SECURITIES S.A.	25/07/2014
LEON DEPOLAS SECURITIES S.A.	20/04/2015
MERIT SECURITIES S.A	20/03/2017
NATIONAL SECURITIES SINGLE MEMBER SA	02/01/1900
PIRAEUS SECURITIES S. A.	08/09/2008
<b>P.P.A. S.A. (CR)</b>	Main Market
EUROBANK EQUITIES INVESTMENT FIRM SINGLE MEMBER SA	06/02/2019
<b>PAPOUTSANIS (CR)</b>	Main Market
ALPHA FINANCE INVESTMENT SERVICES SINGLE MEMBER SA	19/11/2018
BETA SECURITIES S.A.	25/11/2013
<b>PERFORMANCE TECHNOLOGIES (CR)</b>	Main Market
EUROBANK EQUITIES INVESTMENT FIRM SINGLE MEMBER SA	22/02/2021
PANTELAKIS SECURITIES S.A.	08/03/2021
<b>PETROPOULOS PETROS (CR)</b>	Main Market
EUROBANK EQUITIES INVESTMENT FIRM SINGLE MEMBER SA	01/04/2019
PANTELAKIS SECURITIES S.A.	16/03/2020
<b>PIRAEUS FINANCIAL HOLD (CR)</b>	Main Market
ALPHA FINANCE INVESTMENT SERVICES SINGLE MEMBER SA	15/04/2019
EUROBANK EQUITIES INVESTMENT FIRM SINGLE MEMBER SA	22/10/2006
EUROXX SECURITIES S.A.	15/02/2016
GREENPOST TRADING EUROPE LTD	12/06/2023
HELLENIC AMERICAN SECURITIES S.A.	25/07/2014
LEON DEPOLAS SECURITIES S.A.	30/11/2018
MERIT SECURITIES S.A	16/09/2013
NATIONAL SECURITIES SINGLE MEMBER SA	02/01/1900
PIRAEUS SECURITIES S. A.	16/02/2009
<b>PPC (CR)</b>	Main Market
ALPHA FINANCE INVESTMENT SERVICES SINGLE MEMBER SA	09/01/2006
BETA SECURITIES S.A.	01/02/2021
EUROBANK EQUITIES INVESTMENT FIRM SINGLE MEMBER SA	22/10/2006
GREENPOST TRADING EUROPE LTD	12/06/2023
HELLENIC AMERICAN SECURITIES S.A.	01/09/2014
MERIT SECURITIES S.A	06/11/2017
NATIONAL SECURITIES SINGLE MEMBER SA	02/01/1900
PIRAEUS SECURITIES S. A.	28/09/2009
<b>PREMIA (CR)</b>	Main Market
BETA SECURITIES S.A.	01/06/2021
LEON DEPOLAS SECURITIES S.A.	05/12/2022
PANTELAKIS SECURITIES S.A.	23/12/2021
<b>PROFILE SA (CR)</b>	Main Market
OPTIMA BANK S.A.	03/04/2023
PANTELAKIS SECURITIES S.A.	01/07/2019
<b>QUALITY &amp; RELIABILITY SA (CR)</b>	Main Market
OPTIMA BANK S.A.	03/01/2023
<b>QUEST HOLDINGS (CR)</b>	Main Market
BETA SECURITIES S.A.	26/03/2018
EUROBANK EQUITIES INVESTMENT FIRM SINGLE MEMBER SA	28/01/2019
<b>REVOIL (CR)</b>	Main Market
BETA SECURITIES S.A.	26/06/2023
OPTIMA BANK S.A.	15/04/2024
<b>SIDMA STEEL (CR)</b>	Main Market
OPTIMA BANK S.A.	25/05/2023
<b>SPACE HELLAS SA (CR)</b>	Main Market
MERIT SECURITIES S.A	09/12/2022
<b>TECHNICAL OLYMPIC SA (CR)</b>	Main Market
BETA SECURITIES S.A.	04/04/2022
OPTIMA BANK S.A.	05/07/2023
<b>TERNA ENERGY (CR)</b>	Main Market
EUROBANK EQUITIES INVESTMENT FIRM SINGLE MEMBER SA	24/05/2021
PIRAEUS SECURITIES S. A.	09/12/2019
<b>THRACE PLASTICS SA (CR)</b>	Main Market
ALPHA FINANCE INVESTMENT SERVICES SINGLE MEMBER SA	26/03/2018
LEON DEPOLAS SECURITIES S.A.	28/03/2024
PIRAEUS SECURITIES S. A.	02/04/2024

List of Stocks under Market Making operations

Securities	Market Maker	Start Market Making	Stock Category
<b>TITAN CEMENT (CB)</b>			
	BETA SECURITIES S.A.	01/02/2021	Main Market
	EUROBANK EQUITIES INVESTMENT FIRM SINGLE MEMBER SA	06/11/2019	
	PIRAEUS SECURITIES S. A.	18/01/2021	
<b>TRADE ESTATES REIC (CR)</b>			
	EUROBANK EQUITIES INVESTMENT FIRM SINGLE MEMBER SA	08/11/2023	Main Market
	EUROBANK EQUITIES INVESTMENT FIRM SINGLE MEMBER SA	10/11/2023	
	PANTELAKIS SECURITIES S.A.	08/11/2023	
	PANTELAKIS SECURITIES S.A.	10/11/2023	
<b>TZIRAKIAN PROFIL (CR)</b>			
	LEON DEPOLAS SECURITIES S.A.	19/07/2021	Main Market
<b>VIOHALCO SA/MV (CB)</b>			
	ALPHA FINANCE INVESTMENT SERVICES SINGLE MEMBER SA	11/03/2008	Main Market
	EUROBANK EQUITIES INVESTMENT FIRM SINGLE MEMBER SA	04/03/2014	
	MERIT SECURITIES S.A	17/03/2014	

Underlying Asset				Derivatives Market													
Price max	Price min	Closing price	change	Delivery Month	Open price	Price max	Price min	Last price	Closing price	Last Bid	Last Ask	Fixing price*	Life high	Life low	Trades	Volume	Open Interest
<b>FTSE/Athex Large Cap</b>				(Trade Unit: 1 Index Point x 2€, Cash Settlement)													
3,425.88	3,396.98	3,418.17	0.40%	August 2024	3,402.00	3,425.00	3,402.00	3,419.00	3,419.00	---	---	---	3,607.00	---	124	2,311	3,178
				September 2024	3,400.00	3,430.75	3,400.00	3,422.75	3,422.75	---	---	---	3,600.75	---	173	2,203	1,013
				October 2024	---	---	---	---	3,417.25	---	---	---	---	---	---	---	---
				December 2024	---	---	---	---	3,429.25	---	---	---	---	---	---	---	---
				March 2025	---	---	---	---	3,446.50	---	---	---	---	---	---	---	---
				June 2025	---	---	---	---	3,463.50	---	---	---	---	---	---	---	---
<b>FTSE/Athex Banks</b>				(Trade Unit: 1 Index Point x 15€, Cash Settlement)													
1,247.49	1,230.13	1,241.80	0.80%	September 2024	---	---	---	---	1,207.00	---	---	---	1,332.75	---	---	---	1,259
				December 2024	---	---	---	---	1,240.75	---	---	---	---	---	---	---	---
				March 2025	---	---	---	---	1,247.00	---	---	---	---	---	---	---	---
				June 2025	---	---	---	---	1,253.25	---	---	---	---	---	---	---	---
<b>MSCI GREECE REBASED</b>				(Trade Unit: 1 Index Point x 2€, Cash Settlement)													
5,384.20	5,317.02	5,357.04	0.43%	August 2024	---	---	---	---	5,300.25	---	---	---	5,695.25	---	---	---	---
				September 2024	---	---	---	---	5,206.00	---	---	---	5,516.00	---	---	---	3
				October 2024	---	---	---	---	5,256.50	---	---	---	5,515.50	---	---	---	10
				November 2024	---	---	---	---	5,257.00	---	---	---	5,516.00	---	---	---	10
				December 2024	---	---	---	---	5,372.25	---	---	---	---	---	---	---	---
				January 2025	---	---	---	---	5,380.75	---	---	---	---	---	---	---	---
				March 2025	---	---	---	---	5,399.25	---	---	---	---	---	---	---	---
				June 2025	---	---	---	---	5,426.25	---	---	---	---	---	---	---	---

Derivatives notes

Fixing prices and final open positions can be retrieved from the following path <http://www.helex.gr/el/web/guest/statistics-end-of-day-derivatives>

Underlying Asset				Derivatives Market													
Price max	Price min	Closing price	change	Delivery Month	Open price	Price max	Price min	Last price	Closing price	Last Bid	Last Ask	Fixing price*	Life high	Life low	Trades	Volume	Open Interest
<b>ADMIE (IPTO) HOLDING S.A. (CR)</b>				(Contract Size: 100 Securities, Physical Delivery)													
2.12	2.065	2.11	-0.47%	September 2024	2.05	2.05	2.04	2.04	2.04	---	---	---	2.39	---	4	14	21,965
				December 2024	---	---	---	---	2.14	---	---	---	---	---	---	---	---
				March 2025	---	---	---	---	2.15	---	---	---	---	---	---	---	---
				June 2025	---	---	---	---	2.16	---	---	---	---	---	---	---	---
<b>AEGEAN AIRLINES (CR)</b>				(Contract Size: 100 Securities, Physical Delivery)													
10.77	10.47	10.6	-1.21%	September 2024	10.77	10.77	10.62	10.67	10.67	---	---	---	12.49	---	14	49	3,221
				December 2024	---	---	---	---	10.96	---	---	---	12.12	---	---	---	136
				March 2025	---	---	---	---	10.86	---	---	---	---	---	---	---	---
				June 2025	---	---	---	---	10.92	---	---	---	---	---	---	---	---
<b>ALPHA SERVICES HOLD (CR)</b>				(Contract Size: 100 Securities, Physical Delivery)													
1.5795	1.544	1.57	1.29%	September 2024	1.56	1.58	1.56	1.58	1.58	---	---	---	1.79	---	160	10,522	156,122
				December 2024	---	---	---	---	1.60	---	---	---	1.73	---	---	---	242
				March 2025	---	---	---	---	1.57	---	---	---	---	---	---	---	---
				June 2025	---	---	---	---	1.58	---	---	---	---	---	---	---	---
<b>ATHENS INTL AIRPORT (CR)</b>				(Contract Size: 100 Securities, Physical Delivery)													
7.502	7.4	7.4	-0.72%	September 2024	7.54	7.54	7.45	7.45	7.45	---	---	---	8.41	---	4	36	1,080
				December 2024	---	---	---	---	7.51	---	---	---	---	---	---	---	---
				March 2025	---	---	---	---	7.55	---	---	---	---	---	---	---	---
				June 2025	---	---	---	---	7.58	---	---	---	---	---	---	---	---
<b>AUTOHELLAS SA (CR)</b>				(Contract Size: 100 Securities, Physical Delivery)													
11.3	11.08	11.26	0.00%	September 2024	---	---	---	---	10.69	---	---	---	12.13	---	---	---	146
				December 2024	---	---	---	---	11.34	---	---	---	---	---	---	---	---
				March 2025	---	---	---	---	11.40	---	---	---	---	---	---	---	---
				June 2025	---	---	---	---	11.46	---	---	---	---	---	---	---	---
<b>AVAX S.A. (CR)</b>				(Contract Size: 100 Securities, Physical Delivery)													
1.378	1.362	1.37	-0.15%	September 2024	---	---	---	---	1.40	---	---	---	1.49	---	---	---	737
				December 2024	---	---	---	---	1.38	---	---	---	---	---	---	---	---
				March 2025	---	---	---	---	1.39	---	---	---	---	---	---	---	---
				June 2025	---	---	---	---	1.40	---	---	---	---	---	---	---	---
<b>CC HBC AG (CR)</b>				(Contract Size: 100 Securities, Physical Delivery)													
31.96	31.64	31.96	1.01%	September 2024	---	---	---	---	31.89	---	---	---	33.61	---	---	---	165
				December 2024	---	---	---	---	31.87	---	---	---	---	---	---	---	---
				March 2025	---	---	---	---	32.03	---	---	---	---	---	---	---	---
				June 2025	---	---	---	---	32.19	---	---	---	---	---	---	---	---

Derivatives notes

Fixing prices and final open positions can be retrieved from the following path <http://www.helex.gr/el/web/guest/statistics-end-of-day-derivatives>



Underlying Asset				Derivatives Market													
Price max	Price min	Closing price	change	Delivery Month	Open price	Price max	Price min	Last price	Closing price	Last Bid	Last Ask	Fixing price*	Life high	Life low	Trades	Volume	Open Interest
<b>CENERGY HOLDINGS (CB)</b>				(Contract Size: 100 Securities, Physical Delivery)													
9.68	9.46	9.68	2.22%	September 2024	9.58	9.67	9.58	9.67	9.67	---	---	---	10.03	---	31	142	3,829
				December 2024	---	---	---	---	9.54	---	---	---	---	---	---	---	---
				March 2025	---	---	---	---	9.59	---	---	---	---	---	---	---	---
				June 2025	---	---	---	---	9.63	---	---	---	---	---	---	---	---
<b>ELLAKTOR (CR)</b>				(Contract Size: 124 Securities, Physical Delivery)													
1.868	1.836	1.856	0.00%	September 2024	1.85	1.87	1.84	1.86	1.86	---	---	---	2.12	1.79	13	59	3,324
				December 2024	---	---	---	---	1.87	---	---	---	---	---	---	---	---
				March 2025	---	---	---	---	1.88	---	---	---	---	---	---	---	---
				June 2025	---	---	---	---	1.89	---	---	---	---	---	---	---	---
<b>ELVALHALCOR (CR)</b>				(Contract Size: 100 Securities, Physical Delivery)													
1.76	1.724	1.746	0.34%	September 2024	1.75	1.75	1.75	1.75	1.75	---	---	---	2.04	---	3	19	4,835
				December 2024	---	---	---	---	1.78	---	---	---	1.91	---	---	---	63
				March 2025	---	---	---	---	1.76	---	---	---	---	---	---	---	---
				June 2025	---	---	---	---	1.77	---	---	---	---	---	---	---	---
<b>EUROBANK HOLDINGS (CR)</b>				(Contract Size: 100 Securities, Physical Delivery)													
2.025	1.998	2	-0.94%	September 2024	2.01	2.02	2.00	2.00	2.00	---	---	---	2.19	---	66	1,207	16,649
				December 2024	---	---	---	---	2.10	---	---	---	2.28	---	---	---	5
				March 2025	---	---	---	---	2.04	---	---	---	---	---	---	---	---
				June 2025	---	---	---	---	2.05	---	---	---	---	---	---	---	---
<b>EYDAP S.A. (CR)</b>				(Contract Size: 100 Securities, Physical Delivery)													
5.47	5.36	5.47	0.00%	September 2024	5.47	5.47	5.41	5.42	5.42	---	---	---	5.90	---	5	17	4,249
				December 2024	---	---	---	---	5.51	---	---	---	---	---	---	---	---
				March 2025	---	---	---	---	5.54	---	---	---	---	---	---	---	---
				June 2025	---	---	---	---	5.56	---	---	---	---	---	---	---	---
<b>FOURLIS (CR)</b>				(Contract Size: 100 Securities, Physical Delivery)													
3.91	3.76	3.82	0.53%	September 2024	3.86	3.88	3.80	3.83	3.83	---	---	---	4.19	---	8	32	1,107
				December 2024	---	---	---	---	3.83	---	---	---	---	---	---	---	---
				March 2025	---	---	---	---	3.85	---	---	---	---	---	---	---	---
				June 2025	---	---	---	---	3.87	---	---	---	---	---	---	---	---
<b>GEK TERNA (CR)</b>				(Contract Size: 100 Securities, Physical Delivery)													
17.2	17	17.2	0.12%	September 2024	17.15	17.20	17.06	17.19	17.19	---	---	---	18.27	---	17	117	12,374
				December 2024	16.67	16.90	16.67	16.90	16.90	---	---	---	17.74	---	3	11	85
				March 2025	---	---	---	---	17.39	---	---	---	---	---	---	---	---
				June 2025	---	---	---	---	17.48	---	---	---	---	---	---	---	---

Derivatives notes

Fixing prices and final open positions can be retrieved from the following path <http://www.helex.gr/el/web/guest/statistics-end-of-day-derivatives>

Underlying Asset				Derivatives Market													
Price max	Price min	Closing price	change	Delivery Month	Open price	Price max	Price min	Last price	Closing price	Last Bid	Last Ask	Fixing price*	Life high	Life low	Trades	Volume	Open Interest
<b>HELLENIC EXCHANGES-A.S.E. (CR)</b>				(Contract Size: 100 Securities, Physical Delivery)													
4.45	4.4	4.45	1.14%	September 2024	4.45	4.45	4.45	4.45	4.45	---	---	---	5.25	---	3	10	3,763
				December 2024	---	---	---	---	4.43	---	---	---	---	---	---	---	---
				March 2025	---	---	---	---	4.45	---	---	---	---	---	---	---	---
				June 2025	---	---	---	---	4.48	---	---	---	---	---	---	---	---
<b>HELLENIQ ENERGY (CR)</b>				(Contract Size: 100 Securities, Physical Delivery)													
7.13	6.96	7.08	0.14%	September 2024	7.07	7.09	7.04	7.09	7.09	---	---	---	8.40	---	9	37	5,685
				December 2024	---	---	---	---	7.12	---	---	---	---	---	---	---	---
				March 2025	---	---	---	---	7.16	---	---	---	---	---	---	---	---
				June 2025	---	---	---	---	7.19	---	---	---	---	---	---	---	---
<b>INTRACOM HOLDINGS (CR)</b>				(Contract Size: 102 Securities, Physical Delivery)													
3.085	3.01	3.025	-0.16%	September 2024	3.06	3.08	3.03	3.06	3.06	---	---	---	3.55	2.80	10	37	7,323
				December 2024	---	---	---	---	3.05	---	---	---	---	---	---	---	---
				March 2025	---	---	---	---	3.07	---	---	---	---	---	---	---	---
				June 2025	---	---	---	---	3.08	---	---	---	---	---	---	---	---
<b>INTRAKAT (CR)</b>				(Contract Size: 100 Securities, Physical Delivery)													
5.12	4.985	5.06	-0.20%	September 2024	5.00	5.00	4.97	4.97	4.97	---	---	---	5.20	---	5	22	2,389
				December 2024	---	---	---	---	5.11	---	---	---	---	---	---	---	---
				March 2025	---	---	---	---	5.13	---	---	---	---	---	---	---	---
				June 2025	---	---	---	---	5.16	---	---	---	---	---	---	---	---
<b>JUMBO SA (CR)</b>				(Contract Size: 100 Securities, Physical Delivery)													
22.94	22.3	22.5	0.90%	September 2024	22.83	22.90	22.83	22.90	22.90	---	---	---	26.97	---	4	13	499
				December 2024	---	---	---	---	22.46	---	---	---	---	---	---	---	---
				March 2025	---	---	---	---	22.57	---	---	---	---	---	---	---	---
				June 2025	---	---	---	---	22.69	---	---	---	---	---	---	---	---
<b>LAMDA DEVELOPMENT SA (CR)</b>				(Contract Size: 100 Securities, Physical Delivery)													
7.17	7.04	7.1	-0.70%	September 2024	7.09	7.12	7.07	7.08	7.08	---	---	---	7.68	---	14	48	5,960
				December 2024	---	---	---	---	7.20	---	---	---	---	---	---	---	---
				March 2025	---	---	---	---	7.24	---	---	---	---	---	---	---	---
				June 2025	---	---	---	---	7.27	---	---	---	---	---	---	---	---
<b>METLEN ENERGY &amp; METALS (CR)</b>				(Contract Size: 100 Securities, Physical Delivery)													
34.24	33.6	33.68	-1.00%	September 2024	34.31	34.31	33.70	34.13	34.13	---	---	---	38.35	---	29	54	4,044
				December 2024	---	---	---	---	34.79	---	---	---	36.20	---	---	---	65
				March 2025	---	---	---	---	34.44	---	---	---	---	---	---	---	---
				June 2025	---	---	---	---	34.61	---	---	---	---	---	---	---	---

Derivatives notes

Fixing prices and final open positions can be retrieved from the following path <http://www.helex.gr/el/web/guest/statistics-end-of-day-derivatives>

Underlying Asset				Derivatives Market													
Price max	Price min	Closing price	change	Delivery Month	Open price	Price max	Price min	Last price	Closing price	Last Bid	Last Ask	Fixing price*	Life high	Life low	Trades	Volume	Open Interest
<b>MIG (CR)</b>				(Contract Size: 100 Securities, Physical Delivery)													
3.49	3.38	3.43	-0.58%	September 2024	---	---	---	---	3.46	---	---	---	3.94	---	---	---	99
				December 2024	---	---	---	---	3.47	---	---	---	---	---	---	---	---
				March 2025	---	---	---	---	3.49	---	---	---	---	---	---	---	---
				June 2025	---	---	---	---	3.51	---	---	---	---	---	---	---	---
<b>MOTOR OIL (CR)</b>				(Contract Size: 100 Securities, Physical Delivery)													
21.38	20.62	21.02	-3.67%	September 2024	21.52	21.52	20.81	21.16	21.16	---	---	---	26.50	---	156	488	2,972
				December 2024	---	---	---	---	21.98	---	---	---	---	---	---	---	---
				March 2025	---	---	---	---	22.09	---	---	---	---	---	---	---	---
				June 2025	---	---	---	---	22.20	---	---	---	---	---	---	---	---
<b>NATIONAL BANK (CR)</b>				(Contract Size: 100 Securities, Physical Delivery)													
7.676	7.5	7.61	1.33%	September 2024	7.56	7.67	7.52	7.64	7.64	---	---	---	8.36	---	178	1,489	15,957
				December 2024	---	---	---	---	7.53	---	---	---	7.49	---	---	---	53
				March 2025	---	---	---	---	7.60	---	---	---	---	---	---	---	---
				June 2025	---	---	---	---	7.64	---	---	---	---	---	---	---	---
<b>OPAP (CR)</b>				(Contract Size: 102 Securities, Physical Delivery)													
15.74	15.44	15.72	1.22%	September 2024	15.51	15.76	15.51	15.76	15.76	---	---	---	16.10	14.60	14	57	1,382
				December 2024	---	---	---	---	15.89	---	---	---	15.30	---	---	---	20
				March 2025	---	---	---	---	15.72	---	---	---	---	---	---	---	---
				June 2025	---	---	---	---	15.80	---	---	---	---	---	---	---	---
<b>OPTIMA BANK (CR)</b>				(Contract Size: 100 Securities, Physical Delivery)													
12.2	12	12.12	1.17%	September 2024	---	---	---	---	12.05	---	---	---	13.13	---	---	---	52
				December 2024	---	---	---	---	12.07	---	---	---	---	---	---	---	---
				March 2025	---	---	---	---	12.13	---	---	---	---	---	---	---	---
				June 2025	---	---	---	---	12.19	---	---	---	---	---	---	---	---
<b>OTE (CR)</b>				(Contract Size: 100 Securities, Physical Delivery)													
14.66	14.5	14.55	0.14%	September 2024	14.60	14.69	14.60	14.63	14.63	---	---	---	15.32	---	12	135	3,320
				December 2024	---	---	---	---	14.63	---	---	---	---	---	---	---	---
				March 2025	---	---	---	---	14.71	---	---	---	---	---	---	---	---
				June 2025	---	---	---	---	14.78	---	---	---	---	---	---	---	---
<b>P.P.A. S.A. (CR)</b>				(Contract Size: 100 Securities, Physical Delivery)													
25.6	25.4	25.5	0.00%	September 2024	---	---	---	---	23.78	---	---	---	26.47	---	---	---	75
				December 2024	---	---	---	---	25.68	---	---	---	---	---	---	---	---
				March 2025	---	---	---	---	25.81	---	---	---	---	---	---	---	---
				June 2025	---	---	---	---	25.94	---	---	---	---	---	---	---	---

Derivatives notes

Fixing prices and final open positions can be retrieved from the following path <http://www.helex.gr/el/web/guest/statistics-end-of-day-derivatives>

Underlying Asset				Derivatives Market													
Price max	Price min	Closing price	change	Delivery Month	Open price	Price max	Price min	Last price	Closing price	Last Bid	Last Ask	Fixing price*	Life high	Life low	Trades	Volume	Open Interest
<b>PIRAEUS FINANCIAL HOLD (CR)</b>				(Contract Size: 100 Securities, Physical Delivery)													
3.91	3.827	3.898	1.78%	September 2024	3.86	3.91	3.83	3.90	3.90	---	---	---	4.05	---	292	8,035	65,610
				December 2024	---	---	---	---	3.85	---	---	---	4.04	---	---	---	1
				March 2025	---	---	---	---	3.88	---	---	---	---	---	---	---	---
				June 2025	---	---	---	---	3.90	---	---	---	---	---	---	---	---
<b>PPC (CR)</b>				(Contract Size: 100 Securities, Physical Delivery)													
11.67	11.37	11.64	1.31%	September 2024	11.46	11.68	11.38	11.62	11.62	---	---	---	11.90	---	192	1,208	26,438
				December 2024	---	---	---	---	11.53	---	---	---	11.23	---	---	---	200
				March 2025	---	---	---	---	11.63	---	---	---	---	---	---	---	---
				June 2025	---	---	---	---	11.69	---	---	---	---	---	---	---	---
<b>QUEST HOLDINGS (CR)</b>				(Contract Size: 100 Securities, Physical Delivery)													
5.22	5.13	5.19	0.00%	September 2024	---	---	---	---	5.15	---	---	---	5.38	---	---	---	183
				December 2024	---	---	---	---	5.23	---	---	---	---	---	---	---	---
				March 2025	---	---	---	---	5.25	---	---	---	---	---	---	---	---
				June 2025	---	---	---	---	5.28	---	---	---	---	---	---	---	---
<b>TERNA ENERGY (CR)</b>				(Contract Size: 100 Securities, Physical Delivery)													
19.23	19.12	19.17	-0.21%	September 2024	---	---	---	---	19.19	---	---	---	19.55	---	---	---	20,846
				December 2024	---	---	---	---	19.35	---	---	---	---	---	---	---	---
				March 2025	---	---	---	---	19.45	---	---	---	---	---	---	---	---
				June 2025	---	---	---	---	19.54	---	---	---	---	---	---	---	---
<b>TITAN CEMENT (CB)</b>				(Contract Size: 100 Securities, Physical Delivery)													
30.6	30.15	30.45	-0.16%	September 2024	30.40	30.49	30.40	30.46	30.46	---	---	---	33.00	---	3	3	425
				December 2024	---	---	---	---	30.72	---	---	---	---	---	---	---	---
				March 2025	---	---	---	---	30.87	---	---	---	---	---	---	---	---
				June 2025	---	---	---	---	31.03	---	---	---	---	---	---	---	---
<b>VIOHALCO SA/NV (CB)</b>				(Contract Size: 100 Securities, Physical Delivery)													
5.57	5.45	5.55	1.83%	September 2024	5.51	5.57	5.51	5.56	5.56	---	---	---	6.50	---	19	52	4,251
				December 2024	---	---	---	---	5.42	---	---	---	6.10	---	---	---	125
				March 2025	---	---	---	---	5.52	---	---	---	---	---	---	---	---
				June 2025	---	---	---	---	5.54	---	---	---	---	---	---	---	---

Derivatives notes

Fixing prices and final open positions can be retrieved from the following path <http://www.helex.gr/el/web/guest/statistics-end-of-day-derivatives>

FTSE/Athex Large Cap

(Trade Unit: 1 Index Point x 2€ - Exercise Style: European, Cash Settlement)

Call Options														Put Options																			
August 2024								September 2024						Other Months		August 2024								September 2024						Other Months		Exercise Price	
Exercise Price	Open price	Price max	Price min	Last price	Closing price	Volume	Open Interest	Open price	Price max	Price min	Last price	Closing price	Volume	Open Interest	Volume	Open Interest	Open price	Price max	Price min	Last price	Closing price	Volume	Open Interest	Open price	Price max	Price min	Last price	Closing price	Volume	Open Interest	Volume	Open Interest	Exercise Price
2,450	-	-	-	-	-	-	-	0.00	0.00	0.00	-	951.00	-	-	-	-	-	-	-	-	-	-	-	0.00	0.00	0.00	-	0.01	-	-	-	-	2,450
2,500	-	-	-	-	-	-	-	0.00	0.00	0.00	-	901.00	-	-	-	-	-	-	-	-	-	-	-	0.00	0.00	0.00	-	0.01	-	-	-	-	2,500
2,550	-	-	-	-	-	-	-	0.00	0.00	0.00	-	851.00	-	-	-	-	-	-	-	-	-	-	-	0.00	0.00	0.00	-	0.01	-	-	-	-	2,550
2,600	-	-	-	-	-	-	-	0.00	0.00	0.00	-	801.00	-	-	-	-	-	-	-	-	-	-	-	0.00	0.00	0.00	-	0.02	-	-	-	-	2,600
2,650	-	-	-	-	-	-	-	0.00	0.00	0.00	-	751.00	-	-	-	-	-	-	-	-	-	-	-	0.00	0.00	0.00	-	0.05	-	-	-	-	2,650
2,700	-	-	-	-	-	-	-	0.00	0.00	0.00	-	701.00	-	-	-	-	-	-	-	-	-	-	-	0.00	0.00	0.00	-	0.11	-	-	-	-	2,700
2,750	-	-	-	-	-	-	-	0.00	0.00	0.00	-	652.00	-	-	-	-	-	-	-	-	-	-	-	0.00	0.00	0.00	-	0.25	-	-	-	-	2,750
2,800	-	-	-	-	-	-	-	0.00	0.00	0.00	-	602.00	-	-	-	-	-	-	-	-	-	-	-	0.00	0.00	0.00	-	0.52	-	-	-	-	2,800
2,850	-	-	-	-	-	-	-	0.00	0.00	0.00	-	553.00	-	-	-	-	-	-	-	-	-	-	-	0.00	0.00	0.00	-	1.00	-	-	-	-	2,850
2,900	-	-	-	-	-	-	-	0.00	0.00	0.00	-	504.00	-	-	-	-	-	-	-	-	-	-	-	0.00	0.00	0.00	-	1.90	-	-	-	-	2,900
2,950	-	-	-	-	-	-	-	0.00	0.00	0.00	-	455.00	-	-	-	-	-	-	-	-	-	-	-	0.00	0.00	0.00	-	3.40	-	-	-	-	2,950
3,000	0.00	0.00	0.00	-	400.00	-	-	0.00	0.00	0.00	-	408.00	-	-	-	-	0.00	0.00	0.00	-	0.01	-	-	0.00	0.00	0.00	-	5.80	-	-	-	-	3,000
3,050	0.00	0.00	0.00	-	350.00	-	-	0.00	0.00	0.00	-	361.00	-	-	-	-	0.00	0.00	0.00	-	0.07	-	-	0.00	0.00	0.00	-	9.40	-	-	-	-	3,050
3,100	0.00	0.00	0.00	-	300.00	-	-	0.00	0.00	0.00	-	317.00	-	-	-	-	0.00	0.00	0.00	-	0.32	-	-	0.00	0.00	0.00	-	14.75	-	-	-	-	3,100
3,150	0.00	0.00	0.00	-	250.00	-	-	0.00	0.00	0.00	-	274.00	-	-	-	-	0.00	0.00	0.00	-	0.04	-	-	0.00	0.00	0.00	-	22.25	-	-	-	-	3,150
3,200	0.00	0.00	0.00	-	200.00	-	-	0.00	0.00	0.00	-	234.00	-	-	-	-	0.00	0.00	0.00	-	0.30	-	97	0.00	0.00	0.00	-	32.25	-	-	-	-	3,200
3,250	0.00	0.00	0.00	-	151.00	-	2	0.00	0.00	0.00	-	198.00	-	-	-	-	0.00	0.00	0.00	-	1.50	-	2	0.00	0.00	0.00	-	45.25	-	-	-	-	3,250
3,300	0.00	0.00	0.00	-	105.00	-	5	0.00	0.00	0.00	-	164.00	-	20	-	-	0.00	0.00	0.00	-	5.50	-	63	0.00	0.00	0.00	-	61.50	-	15	-	-	3,300
3,350	0.00	0.00	0.00	-	65.50	-	20	0.00	0.00	0.00	-	134.00	-	-	-	-	9.50	0.00	9.00	12.00	12.00	53	9	0.00	0.00	0.00	-	81.50	-	-	-	-	3,350
3,400	0.00	0.00	0.00	-	35.25	-	40	0.00	0.00	0.00	-	108.00	-	-	-	-	25.00	0.00	17.25	17.25	17.25	26	21	0.00	0.00	0.00	-	105.00	-	-	-	-	3,400
3,450	16.50	16.50	16.50	16.50	16.50	3	60	0.00	0.00	0.00	-	85.50	-	20	-	-	0.00	16.50	0.00	-	66.50	-	65	0.00	0.00	0.00	-	132.00	-	20	-	-	3,450
3,500	0.00	0.00	0.00	-	6.00	-	23	0.00	0.00	0.00	-	66.50	-	40	-	-	0.00	0.00	0.00	-	106.00	-	81	0.00	0.00	0.00	-	163.00	-	60	-	-	3,500
3,550	0.00	0.00	0.00	-	1.90	-	2	0.00	0.00	0.00	-	51.00	-	40	-	-	0.00	0.00	0.00	-	152.00	-	-	0.00	0.00	0.00	-	198.00	-	20	-	-	3,550
3,600	0.00	0.00	0.00	-	0.46	-	85	0.00	0.00	0.00	-	38.25	-	20	-	-	0.00	0.00	0.00	-	201.00	-	-	0.00	0.00	0.00	-	235.00	-	-	-	-	3,600
3,650	0.00	0.00	0.00	-	0.09	-	151	0.00	0.00	0.00	-	28.25	-	20	-	-	0.00	0.00	0.00	-	250.00	-	-	0.00	0.00	0.00	-	275.00	-	-	-	-	3,650
3,700	0.00	0.00	0.00	-	0.01	-	10	0.00	0.00	0.00	-	20.50	-	-	-	-	0.00	0.00	0.00	-	300.00	-	-	0.00	0.00	0.00	-	317.00	-	-	-	-	3,700
3,750	0.00	0.00	0.00	-	0.03	-	-	0.00	0.00	0.00	-	14.50	-	-	-	-	0.00	0.00	0.00	-	350.00	-	-	0.00	0.00	0.00	-	361.00	-	-	-	-	3,750
3,800	0.00	0.00	0.00	-	0.01	-	-	0.00	0.00	0.00	-	10.25	-	-	-	-	0.00	0.00	0.00	-	400.00	-	-	0.00	0.00	0.00	-	407.00	-	-	-	-	3,800
3,850	0.00	0.00	0.00	-	0.02	-	-	0.00	0.00	0.00	-	7.10	-	-	-	-	0.00	0.00	0.00	-	450.00	-	-	0.00	0.00	0.00	-	453.00	-	-	-	-	3,850
3,900	0.00	0.00	0.00	-	0.05	-	-	0.00	0.00	0.00	-	4.80	-	-	-	-	0.00	0.00	0.00	-	500.00	-	-	0.00	0.00	0.00	-	501.00	-	-	-	-	3,900
Totals:						3	398						0	160	0	0							79	338				0	115	0	0		
Number of Trades:						1							0		0								9					0			0		

ALPHA SERVICES HOLD (CR)

(Contract Size: 100 Securities, Exercise Style: American, Physical Delivery)

Call Options														Put Options																						
August 2024							September 2024							Other Months		August 2024							September 2024							Other Months		Exercise Price				
Open price	Price max	Price min	Last price	Closing price	Volume	Open Interest	Open price	Price max	Price min	Last price	Closing price	Volume	Open Interest	Volume	Open Interest	Open price	Price max	Price min	Last price	Closing price	Volume	Open Interest	Open price	Price max	Price min	Last price	Closing price	Volume	Open Interest	Volume	Open Interest					
0.850					-	-	0.000	0.000	0.000		0.702	-	-			-	-	0.000	0.000	0.000		0.001	-	-			0.000	0.000	0.000		0.001	-	-			0.009
0.900					-	-	0.000	0.000	0.000		0.652	-	-			-	-	0.000	0.000	0.000		0.002	-	-			0.000	0.000	0.000		0.002	-	-			0.009
0.950					-	-	0.000	0.000	0.000		0.602	-	-			-	-	0.000	0.000	0.000		0.001	-	-			0.000	0.000	0.000		0.001	-	-			0.010
1.000	0.000	0.000	0.000		0.550	-	-	0.000	0.000	0.000		0.552	-	-			0.000	0.000	0.000		0.001	-	-			0.000	0.000	0.000		0.001	-	-			0.010	
1.100	0.000	0.000	0.000		0.450	-	-	0.000	0.000	0.000		0.452	-	-			0.000	0.000	0.000		0.001	-	-			0.000	0.000	0.000		0.001	-	-			0.011	
1.200	0.000	0.000	0.000		0.350	-	-	0.000	0.000	0.000		0.353	-	-			0.000	0.000	0.000		0.001	-	-			0.000	0.000	0.000		0.001	-	-			0.012	
1.300	0.000	0.000	0.000		0.250	-	-	0.000	0.000	0.000		0.258	-	-			0.000	0.000	0.000		0.001	-	-			0.000	0.000	0.000		0.005	-	-			0.013	
1.400	0.000	0.000	0.000		0.153	-	-	0.000	0.000	0.000		0.171	-	-			0.000	0.000	0.000		0.002	-	-			0.000	0.000	0.000		0.018	-	-			0.014	
1.500	0.000	0.000	0.000		0.069	-	-	0.000	0.000	0.000		0.101	-	-			0.000	0.000	0.000		0.019	-	-			0.000	0.000	0.000		0.048	-	-			0.015	
1.600	0.000	0.000	0.000		0.020	-	-	0.000	0.000	0.000		0.053	-	-			0.000	0.000	0.000		0.070	-	-			0.000	0.000	0.000		0.100	-	-			0.016	
1.700	0.000	0.000	0.000		0.003	-	-	0.000	0.000	0.000		0.025	-	-			0.000	0.000	0.000		0.153	-	-			0.000	0.000	0.000		0.172	-	-			0.017	
1.800	0.000	0.000	0.000		0.002	-	-	0.000	0.000	0.000		0.010	-	-			0.000	0.000	0.000		0.250	-	-			0.000	0.000	0.000		0.258	-	-			0.018	
1.900	0.000	0.000	0.000		0.003	-	-	0.000	0.000	0.000		0.004	-	-			0.000	0.000	0.000		0.350	-	-			0.000	0.000	0.000		0.352	-	-			0.019	
2.000	0.000	0.000	0.000		0.001	-	-	0.000	0.000	0.000		0.001	-	-			0.000	0.000	0.000		0.450	-	-			0.000	0.000	0.000		0.450	-	-			0.020	
2.200	0.000	0.000	0.000		0.001	-	-	0.000	0.000	0.000		0.001	-	-			0.000	0.000	0.000		0.650	-	-			0.000	0.000	0.000		0.650	-	-			0.022	
2.400	0.000	0.000	0.000		0.001	-	-	0.000	0.000	0.000		0.001	-	-			0.000	0.000	0.000		0.850	-	-			0.000	0.000	0.000		0.850	-	-			0.024	
2.600	0.000	0.000	0.000		0.001	-	-	0.000	0.000	0.000		0.001	-	-			0.000	0.000	0.000		1.05	-	-			0.000	0.000	0.000		1.05	-	-			0.026	
Totals:					0	0							0	0									0	0											0	
Number of Trades:					0								0	0									0.00											0		

NATIONAL BANK (CR)

(Contract Size: 100 Securities, Exercise Style: American, Physical Delivery)

Call Options														Put Options																				
August 2024							September 2024							Other Months		August 2024							September 2024							Other Months		Exercise Price		
Open price	Price max	Price min	Last price	Closing price	Volume	Open Interest	Open price	Price max	Price min	Last price	Closing price	Volume	Open Interest	Volume	Open Interest	Open price	Price max	Price min	Last price	Closing price	Volume	Open Interest	Open price	Price max	Price min	Last price	Closing price	Volume	Open Interest	Volume	Open Interest			
3.400					-	-	0.000	0.000	0.000		4.12	-	-			-	-	0.000	0.000	0.000		0.001	-	-								0.034		
3.600					-	-	0.000	0.000	0.000		3.92	-	-			-	-	0.000	0.000	0.000		0.001	-	-								0.036		
3.800					-	-	0.000	0.000	0.000		3.72	-	-			-	-	0.000	0.000	0.000		0.001	-	-								0.038		
4.000					-	-	0.000	0.000	0.000		3.52	-	-			-	-	0.000	0.000	0.000		0.001	-	-								0.040		
4.400					-	-	0.000	0.000	0.000		3.12	-	-			-	-	0.000	0.000	0.000		0.001	-	-								0.044		
4.800					-	-	0.000	0.000	0.000		2.72	-	-			-	-	0.000	0.000	0.000		0.001	-	-								0.048		
5.200	0.000	0.000	0.000		2.31	-	-	0.000	0.000	0.000		2.32	-	-		0.000	0.000	0.000		0.001	-	-		0.000	0.000	0.000		0.001	-	-		0.052		
5.600	0.000	0.000	0.000		1.91	-	-	0.000	0.000	0.000		1.92	-	-		0.000	0.000	0.000		0.001	-	-		0.000	0.000	0.000		0.002	-	-		0.056		
6.000	0.000	0.000	0.000		1.51	-	-	0.000	0.000	0.000		1.53	-	-		0.000	0.000	0.000		0.001	-	-		0.000	0.000	0.000		0.009	-	-		0.060		
6.400	0.000	0.000	0.000		1.11	-	-	0.000	0.000	0.000		1.16	-	-		0.000	0.000	0.000		0.001	-	-		0.000	0.000	0.000		0.033	-	-		0.064		
6.800	0.000	0.000	0.000		0.712	-	-	0.000	0.000	0.000		0.817	-	-		0.000	0.000	0.000		0.008	-	-		0.000	0.000	0.000		0.092	-	-		0.068		
7.200	0.000	0.000	0.000		0.330	-	-	0.000	0.000	0.000		0.536	-	-		0.000	0.000	0.000		0.018	-	-		0.000	0.000	0.000		0.211	-	-		0.072		
7.600	0.000	0.000	0.000		0.076	-	-	0.000	0.000	0.000		0.324	-	-		0.000	0.000	0.000		0.164	-	-		0.000	0.000	0.000		0.399	-	-		0.076		
8.000	0.000	0.000	0.000		0.006	-	-	0.000	0.000	0.000		0.178	-	-		0.000	0.000	0.000		0.495	-	-		0.000	0.000	0.000		0.653	-	-		0.080		
8.400	0.000	0.000	0.000		0.001	-	-	0.000	0.000	0.000		0.091	-	-		0.000	0.000	0.000		0.890	-	-		0.000	0.000	0.000		0.967	-	-		0.084		
8.800	0.000	0.000	0.000		0.002	-	-	0.000	0.000	0.000		0.043	-	-		0.000	0.000	0.000		1.29	-	-		0.000	0.000	0.000		1.32	-	-		0.088		
9.200	0.000	0.000	0.000		0.001	-	-	0.000	0.000	0.000		0.018	-	-		0.000	0.000	0.000		1.69	-	-		0.000	0.000	0.000		1.70	-	-		0.092		
9.600	0.000	0.000	0.000		0.001	-	-	0.000	0.000	0.000		0.007	-	-		0.000	0.000	0.000		2.09	-	-		0.000	0.000	0.000		2.09	-	-		0.096		
10.000	0.000	0.000	0.000		0.006	-	-	0.000	0.000	0.000		0.003	-	-		0.000	0.000	0.000		2.49	-	-		0.000	0.000	0.000		2.49	-	-		0.100		
11.000	0.000	0.000	0.000		0.001	-	-	0.000	0.000	0.000		0.001	-	-		0.000	0.000	0.000		3.49	-	-		0.000	0.000	0.000		3.49	-	-		0.110		
Totals:					0	0						0	0	0								0	0								0	6	0	304
Number of Trades:					0							0	0										0.00									0	0	

OPAP (CR)

(Contract Size: 100 Securities, Exercise Style: American, Physical Delivery)

Exercise Price	Call Options													Put Options																				
	August 2024						September 2024						Other Months		August 2024						September 2024						Other Months		Exercise Price					
	Open price	Price max	Price min	Last price	Closing price	Volume	Open Interest	Open price	Price max	Price min	Last price	Closing price	Volume	Open Interest	Volume	Open Interest	Open price	Price max	Price min	Last price	Closing price	Volume	Open Interest	Open price	Price max	Price min	Last price	Closing price		Volume	Open Interest	Volume	Open Interest	
9.600	0.000	0.000	0.000	5.93	-	-	0.000	0.000	0.000	5.95	-	-				0.000	0.000	0.000	0.001	-	-				0.000	0.000	0.000	0.001		-	-			
10.000	0.000	0.000	0.000	5.53	-	-	0.000	0.000	0.000	5.55	-	-				0.000	0.000	0.000	0.001	-	-				0.000	0.000	0.000	0.001	-	-				0.100
11.000	0.000	0.000	0.000	4.53	-	-	0.000	0.000	0.000	4.55	-	-				0.000	0.000	0.000	0.001	-	-				0.000	0.000	0.000	0.001	-	-				0.110
12.000	0.000	0.000	0.000	3.53	-	-	0.000	0.000	0.000	3.56	-	-				0.000	0.000	0.000	0.001	-	-				0.000	0.000	0.000	0.001	-	-				0.120
13.000	0.000	0.000	0.000	2.53	-	-	0.000	0.000	0.000	2.56	-	-				0.000	0.000	0.000	0.001	-	-				0.000	0.000	0.000	0.003	-	-				0.130
14.000	0.000	0.000	0.000	1.53	-	5	0.000	0.000	0.000	1.60	-	-				0.000	0.000	0.000	0.001	-	20				0.000	0.000	0.000	0.038	-	-				0.140
15.000	0.000	0.000	0.000	0.556	-	-	0.000	0.000	0.000	0.790	-	-				0.000	0.000	0.000	0.023	-	15				0.000	0.000	0.000	0.229	-	-				0.150
16.000	0.000	0.000	0.000	0.035	-	50	0.000	0.000	0.000	0.284	-	6				0.000	0.000	0.000	0.502	-	-				0.000	0.000	0.000	0.723	-	-				0.160
17.000	0.000	0.000	0.000	0.002	-	-	0.000	0.000	0.000	0.070	-	-				0.000	0.000	0.000	1.47	-	-				0.000	0.000	0.000	1.52	-	-				0.170
18.000	0.000	0.000	0.000	0.001	-	-	0.000	0.000	0.000	0.011	-	-				0.000	0.000	0.000	2.47	-	-				0.000	0.000	0.000	2.47	-	-				0.180
19.000	0.000	0.000	0.000	0.001	-	-	0.000	0.000	0.000	0.001	-	-				0.000	0.000	0.000	3.47	-	-				0.000	0.000	0.000	3.47	-	-				0.190
20.000	0.000	0.000	0.000	0.001	-	-	0.000	0.000	0.000	0.001	-	-				0.000	0.000	0.000	4.47	-	-				0.000	0.000	0.000	4.47	-	-				0.200
22.000	0.000	0.000	0.000	0.001	-	-	0.000	0.000	0.000	0.001	-	-				0.000	0.000	0.000	6.47	-	-				0.000	0.000	0.000	6.47	-	-				0.220
24.000					-	-	0.000	0.000	0.000	0.001	-	-								-	-				0.000	0.000	0.000	8.47	-	-				0.240
Totals:					0	55					0	6	0	0					0	35							0	23	0	0				
Number of Trades:					0						0		0						0.00								0		0					



OTE (CR)

(Contract Size: 100 Securities, Exercise Style: American, Physical Delivery)

Exercise Price	Call Options													Put Options																		
	August 2024						September 2024						Other Months		August 2024						September 2024						Other Months		Exercise Price			
	Open price	Price max	Price min	Last price	Closing price	Volume	Open Interest	Open price	Price max	Price min	Last price	Closing price	Volume	Open Interest	Volume	Open Interest	Open price	Price max	Price min	Last price	Closing price	Volume	Open Interest	Open price	Price max	Price min	Last price	Closing price		Volume	Open Interest	Volume
9.200	0.000	0.000	0.000	5.33	-	-	0.000	0.000	0.000	0.000	5.35	-	-			0.000	0.000	0.000	0.001	-	-	0.000	0.000	0.000	0.001	-	-				0.092	
9.600	0.000	0.000	0.000	4.93	-	-	0.000	0.000	0.000	0.000	4.95	-	-			0.000	0.000	0.000	0.001	-	-	0.000	0.000	0.000	0.001	-	-			0.096		
10.000	0.000	0.000	0.000	4.53	-	-	0.000	0.000	0.000	0.000	4.55	-	-			0.000	0.000	0.000	0.001	-	-	0.000	0.000	0.000	0.001	-	-			0.100		
11.000	0.000	0.000	0.000	3.53	-	-	0.000	0.000	0.000	0.000	3.55	-	-			0.000	0.000	0.000	0.001	-	-	0.000	0.000	0.000	0.009	-	-			0.110		
12.000	0.000	0.000	0.000	2.53	-	-	0.000	0.000	0.000	0.000	2.56	-	-			0.000	0.000	0.000	0.001	-	-	0.000	0.000	0.000	0.002	-	-			0.120		
13.000	0.000	0.000	0.000	1.53	-	40	0.000	0.000	0.000	0.000	1.59	-	-			0.000	0.000	0.000	0.001	-	5	0.000	0.000	0.000	0.032	-	-			0.130		
14.000	0.000	0.000	0.000	0.566	-	-	0.000	0.000	0.000	0.000	0.774	-	25			0.000	0.000	0.000	0.033	-	10	0.000	0.000	0.000	0.215	-	-			0.140		
15.000	0.000	0.000	0.000	0.047	-	6	0.000	0.000	0.000	0.000	0.269	-	-			0.000	0.000	0.000	0.515	-	5	0.000	0.000	0.000	0.710	-	-			0.150		
16.000	0.000	0.000	0.000	0.002	-	-	0.000	0.000	0.000	0.000	0.063	-	5			0.000	0.000	0.000	1.47	-	-	0.000	0.000	0.000	1.51	-	-			0.160		
17.000	0.000	0.000	0.000	0.002	-	-	0.000	0.000	0.000	0.000	0.009	-	-			0.000	0.000	0.000	2.47	-	-	0.000	0.000	0.000	2.47	-	-			0.170		
18.000	0.000	0.000	0.000	0.001	-	-	0.000	0.000	0.000	0.000	0.001	-	-			0.000	0.000	0.000	3.47	-	-	0.000	0.000	0.000	3.47	-	-			0.180		
19.000	0.000	0.000	0.000	0.001	-	-	0.000	0.000	0.000	0.000	0.001	-	-			0.000	0.000	0.000	4.47	-	-	0.000	0.000	0.000	4.47	-	-			0.190		
20.000	0.000	0.000	0.000	0.001	-	-	0.000	0.000	0.000	0.000	0.001	-	-			0.000	0.000	0.000	5.47	-	-	0.000	0.000	0.000	5.47	-	-			0.200		
Totals:						0	46						0	30	0	0						0	20						0	45	0	0
Number of Trades:							0						0		0							0.00							0		0	

PIRAEUS FINANCIAL HOLD (CR)

(Contract Size: 100 Securities, Exercise Style: American, Physical Delivery)

Call Options														Put Options																				
August 2024							September 2024							Other Months		August 2024							September 2024							Other Months		Exercise Price		
Open price	Price max	Price min	Last price	Closing price	Volume	Open Interest	Open price	Price max	Price min	Last price	Closing price	Volume	Open Interest	Volume	Open Interest	Open price	Price max	Price min	Last price	Closing price	Volume	Open Interest	Open price	Price max	Price min	Last price	Closing price	Volume	Open Interest	Volume	Open Interest			
1.800					-	-	0.000	0.000	0.000		2.03	-	-			-	-	0.000	0.000	0.000		0.001	-	-								0.018		
1.900					-	-	0.000	0.000	0.000		1.93	-	-			-	-	0.000	0.000	0.000		0.001	-	-								0.019		
2.000					-	-	0.000	0.000	0.000		1.83	-	-			-	-	0.000	0.000	0.000		0.001	-	-								0.020		
2.200					-	-	0.000	0.000	0.000		1.63	-	-			-	-	0.000	0.000	0.000		0.001	-	-								0.022		
2.400	0.000	0.000	0.000		1.43	-	-	0.000	0.000	0.000		1.44	-	-			0.000	0.000	0.000		0.001	-	-			0.000	0.000	0.000		0.001	-	-	0.024	
2.600	0.000	0.000	0.000		1.23	-	-	0.000	0.000	0.000		1.24	-	-			0.000	0.000	0.000		0.001	-	-			0.000	0.000	0.000		0.001	-	-	0.026	
2.800	0.000	0.000	0.000		1.03	-	-	0.000	0.000	0.000		1.04	-	-			0.000	0.000	0.000		0.001	-	-			0.000	0.000	0.000		0.001	-	-	0.028	
3.000	0.000	0.000	0.000		0.831	-	-	0.000	0.000	0.000		0.839	-	-			0.000	0.000	0.000		0.001	-	-			0.000	0.000	0.000		0.002	-	-	0.030	
3.200	0.000	0.000	0.000		0.631	-	-	0.000	0.000	0.000		0.646	-	-			0.000	0.000	0.000		0.002	-	-			0.000	0.000	0.000		0.009	-	-	0.032	
3.400	0.000	0.000	0.000		0.431	-	20	0.000	0.000	0.000		0.468	-	-			0.000	0.000	0.000		0.004	-	-			0.000	0.000	0.000		0.031	-	-	0.034	
3.600	0.000	0.000	0.000		0.236	-	-	0.000	0.000	0.000		0.313	-	-			0.000	0.000	0.000		0.005	-	-			0.000	0.000	0.000		0.076	-	-	0.036	
3.800	0.000	0.000	0.000		0.082	-	-	0.000	0.000	0.000		0.194	-	-			0.000	0.000	0.000		0.051	-	-			0.000	0.000	0.000		0.156	-	-	0.038	
4.000	0.000	0.000	0.000		0.014	-	-	0.000	0.000	0.000		0.109	-	-			0.000	0.000	0.000		0.183	-	-			0.000	0.000	0.000		0.272	-	-	0.040	
4.400	0.000	0.000	0.000		0.001	-	-	0.000	0.000	0.000		0.026	-	-			0.000	0.000	0.000		0.570	-	-			0.000	0.000	0.000		0.590	-	-	0.044	
4.800	0.000	0.000	0.000		0.001	-	-	0.000	0.000	0.000		0.004	-	-			0.000	0.000	0.000		0.970	-	-			0.000	0.000	0.000		0.971	-	-	0.048	
5.200	0.000	0.000	0.000		0.001	-	-	0.000	0.000	0.000		0.001	-	-			0.000	0.000	0.000		1.37	-	-			0.000	0.000	0.000		1.37	-	-	0.052	
5.600	0.000	0.000	0.000		0.001	-	-	0.000	0.000	0.000		0.001	-	-			0.000	0.000	0.000		1.77	-	-			0.000	0.000	0.000		1.77	-	-	0.056	
6.000	0.000	0.000	0.000		0.001	-	-	0.000	0.000	0.000		0.001	-	-			0.000	0.000	0.000		2.17	-	-			0.000	0.000	0.000		2.17	-	-	0.060	
6.400					-	-	0.000	0.000	0.000		0.001	-	-			-	-	0.000	0.000	0.000		2.57	-	-			0.000	0.000	0.000		2.57	-	-	0.064
Totals:					0	20						0	0	0	0	0	0	0	0	0	0	0	0	0	0	0	0	0	0	0	0	0	0	
Number of Trades:					0							0	0	0	0	0	0	0	0	0	0	0	0	0	0	0	0	0	0	0	0	0	0	

PPC (CR)

(Contract Size: 100 Securities, Exercise Style: American, Physical Delivery)

Call Options														Put Options																		
August 2024							September 2024							Other Months		August 2024							September 2024							Other Months		Exercise Price
Open price	Price max	Price min	Last price	Closing price	Volume	Open Interest	Open price	Price max	Price min	Last price	Closing price	Volume	Open Interest	Volume	Open Interest	Open price	Price max	Price min	Last price	Closing price	Volume	Open Interest	Open price	Price max	Price min	Last price	Closing price	Volume	Open Interest	Volume	Open Interest	
6.800					-	-	0.000	0.000	0.000		4.70	-	-			-	-	0.000	0.000	0.000		0.001	-	-								0.068
7.200					-	-	0.000	0.000	0.000		4.31	-	-			-	-	0.000	0.000	0.000		0.001	-	-								0.072
7.600					-	-	0.000	0.000	0.000		3.91	-	-			-	-	0.000	0.000	0.000		0.001	-	-								0.076
8.000	0.000	0.000	0.000		3.49	-	-	0.000	0.000	0.000		3.51	-	-		0.000	0.000	0.000		0.001	-	-		0.000	0.000	0.000		0.001	-	-		0.080
8.400	0.000	0.000	0.000		3.09	-	-	0.000	0.000	0.000		3.11	-	-		0.000	0.000	0.000		0.001	-	-		0.000	0.000	0.000		0.001	-	-		0.084
8.800	0.000	0.000	0.000		2.69	-	-	0.000	0.000	0.000		2.71	-	-		0.000	0.000	0.000		0.001	-	-		0.000	0.000	0.000		0.001	-	-		0.088
9.200	0.000	0.000	0.000		2.29	-	-	0.000	0.000	0.000		2.31	-	-		0.000	0.000	0.000		0.001	-	-		0.000	0.000	0.000		0.003	-	-		0.092
9.600	0.000	0.000	0.000		1.89	-	-	0.000	0.000	0.000		1.92	-	-		0.000	0.000	0.000		0.008	-	-		0.000	0.000	0.000		0.012	-	-		0.096
10.000	0.000	0.000	0.000		1.49	-	-	0.000	0.000	0.000		1.54	-	-		0.000	0.000	0.000		0.002	-	-		0.000	0.000	0.000		0.033	-	-		0.100
11.000	0.000	0.000	0.000		0.517	-	55	0.790	0.790	0.790	0.790	0.790	3	70		0.000	0.000	0.000		0.024	-	5		0.000	0.000	0.000		0.228	-	-		0.110
12.000	0.000	0.000	0.000		0.026	-	4	0.000	0.000	0.000		0.255	-	-		0.000	0.000	0.000		0.534	-	2		0.000	0.000	0.000		0.742	-	-		0.120
13.000	0.000	0.000	0.000		0.001	-	-	0.000	0.000	0.000		0.061	-	-		0.000	0.000	0.000		1.51	-	-		0.000	0.000	0.000		1.55	-	-		0.130
14.000	0.000	0.000	0.000		0.001	-	-	0.000	0.000	0.000		0.010	-	-		0.000	0.000	0.000		2.51	-	-		0.000	0.000	0.000		2.51	-	-		0.140
15.000	0.000	0.000	0.000		0.001	-	-	0.000	0.000	0.000		0.001	-	-		0.000	0.000	0.000		3.51	-	-		0.000	0.000	0.000		3.51	-	-		0.150
16.000	0.000	0.000	0.000		0.001	-	-	0.000	0.000	0.000		0.001	-	-		0.000	0.000	0.000		4.51	-	-		0.000	0.000	0.000		4.51	-	-		0.160
17.000	0.000	0.000	0.000		0.001	-	-	0.000	0.000	0.000		0.001	-	-		0.000	0.000	0.000		5.51	-	-		0.000	0.000	0.000		5.51	-	-		0.170
18.000					-	-	0.000	0.000	0.000		0.001	-	-			-	-	0.000	0.000	0.000		6.51	-	-								0.180
Totals:					0	59						3	70	0	0						0	7						0	5	0	0	
Number of Trades:					0							1		0							0.00							0		0		

Lending Products	Underlying Title	Open Interest[5]	Multilateral Transactions[1]				Bilateral Transactions[2]		Stock Borrowing through OTC (volume)[3]	
			Volume(Offered)	Average Weighted	Transactions volume	Average Weighted	Transactions Volume	Average Weighted	Transactions Volume	
ADMIEBOR	ADMIE (IPTO) HOLDING S.A. (CR)	---	---	---	---	---	---	---	254,440	
AEGNBOR	AEGEAN AIRLINES (CR)	---	---	---	---	---	---	---	381,682	
AETFBOR	ALPHA ETF FTSE Athex Large Cap	---	---	---	---	---	---	---	---	
ALPHABOR	ALPHA SERVICES HOLD (CR)	10,000	---	---	---	---	---	---	65,827,237	
AIABOR	ATHENS INTL AIRPORT (CR)	---	---	---	---	---	---	---	254,835	
ACAGBOR	AUSTRIACARD (CB)	---	---	---	---	---	---	---	1,000	
OTOELBOR	AUTOHELLAS SA (CR)	1,500	---	---	---	---	---	---	72,689	
AVAXBOR	AVAX S.A. (CR)	---	---	---	---	---	---	---	---	
EEEBOR	CC HBC AG (CR)	30,869	---	---	---	---	---	---	79,747	
CENERBOR	CENERGY HOLDINGS (CB)	---	---	---	---	---	---	---	8,153	
DIMANDBOR	DIMAND (CR)	---	---	---	---	---	---	---	87,077	
ELLAKTORBOR	ELLAKTOR (CR)	2,681	---	---	---	---	---	---	106,716	
ELHABOR	ELVALHALCOR (CR)	788	---	---	---	---	---	---	244,786	
EPSILBOR	EPSILON NET (CR)	---	---	---	---	---	---	---	8,000	
EUROBBOR	EUROBANK HOLDINGS (CR)	167,633	---	---	---	---	---	---	36,295,722	
EYDAPBOR	EYDAP S.A. (CR)	845	---	---	---	---	---	---	205,465	
FOYRKBOR	FOURLIS (CR)	611	---	---	---	---	---	---	43,970	
GEKTERNABOR	GEK TERNA (CR)	---	---	---	---	---	---	---	5,700	
SARBOR	GR. SARANTIS S.A. (CR)	6,104	---	---	---	---	---	---	16,411	
EXAEBOR	HELLENIC EXCHANGES-A.S.E. (CR)	10,650	---	---	---	---	---	---	152,047	
ELPEBOR	HELLENIQ ENERGY (CR)	---	---	---	---	---	---	---	968,356	
INTEKBOR	IDEAL HOLDINGS (CR)	---	---	---	---	---	---	---	14,800	
INTRKBOR	INTRACOM HOLDINGS (CR)	---	---	---	---	---	---	---	7,700	
INKATBOR	INTRAKAT (CR)	---	---	---	---	---	---	---	681,022	
INLOTBOR	INTRALOT (CR)	---	---	---	---	---	---	---	322,055	
BELABOR	JUMBO SA (CR)	6,029	---	---	184	4.75%	---	---	215,735	
KRIBOR	KRI-KRI S.A. (CR)	---	---	---	---	---	---	---	140	
LAMDABOR	LAMDA DEVELOPMENT SA (CR)	---	---	---	---	---	---	---	233,705	
LAVIBOR	LAVIPHARM SA (CR)	---	---	---	---	---	---	---	---	
MYTILBOR	METLEN ENERGY & METALS (CR)	1,000	---	---	---	---	---	---	178,889	
MIGBOR	MIG (CR)	541	---	---	---	---	---	---	40,179	

## Stock Lending Notes

[1] - Multilateral contracts Lending or Borrowing as per Methods 8-1, 8-2 and 8-3-3 (According to ATHEX BoD Resolution No.17)

[2] - Bilateral Contracts Lending or Borrowing as per Methods 8-3-1 and 8-3-2 & Contracts as per Method 4 (According to ATHEX BoD Resolution No.20)

[3] - The information concerning OTC Stock Borrowing Transactions is based on the statements of the Dematerialised Securities System (DSS) operators involved and refers to volumes that have been registered up until the previous working day.

[4] - Average Price (Volume weighted)

[5] - The Data concerning Open Interest before the start of trading session

Lending Products	Underlying Title	Open Interest[5]	Multilateral Transactions[1]				Bilateral Transactions[2]		Stock Borrowing through OTC (volume)[3]	
			Volume(Offered)	Average Weighted	Transactions volume	Average Weighted	Transactions Volume	Average Weighted	Transactions Volume	
MOHBOR	MOTOR OIL (CR)	1,000	---	---	---	---	---	---	1,024,941	
ETEBOR	NATIONAL BANK (CR)	141,498	---	---	---	---	---	---	11,848,412	
OPAPBOR	OPAP (CR)	8,119	---	---	---	---	---	---	1,721,060	
OPTIMABOR	OPTIMA BANK (CR)	6,000	---	---	---	---	---	---	1,074,732	
HTOBOR	OTE (CR)	---	---	---	---	---	---	---	1,553,560	
PPABOR	P.P.A. S.A. (CR)	1,000	---	---	---	---	---	---	72,232	
TPEIRBOR	PIRAEUS FINANCIAL HOLD (CR)	5,000	---	---	---	---	---	---	13,207,276	
PPCBOR	PPC (CR)	2,000	---	---	---	---	---	---	1,468,344	
PROFBOR	PROFILE SA (CR)	---	---	---	---	---	---	---	6,192	
QUESTBOR	QUEST HOLDINGS (CR)	391	---	---	---	---	---	---	24,865	
OLYMPBOR	TECHNICAL OLYMPIC SA (CR)	---	---	---	---	---	---	---	---	
TENERGYBOR	TERNA ENERGY (CR)	65	---	---	---	---	---	---	562,008	
EYAPSBOR	THESSALONIKA WATER & SEWERAGE	---	---	---	---	---	---	---	---	
PLATBOR	THRACE PLASTICS SA (CR)	---	---	---	---	---	---	---	1,596	
TITCBOR	TITAN CEMENT (CB)	289	---	---	---	---	---	---	204,466	
VIORBOR	VIHALCO SA/NV (CB)	6,744	---	---	2,335	5.04%	---	---	---	

## Stock Lending Notes

[1] - Multilateral contracts Lending or Borrowing as per Methods 8-1, 8-2 and 8-3-3 (According to ATHEX BoD Resolution No.17)

[2] - Bilateral Contracts Lending or Borrowing as per Methods 8-3-1 and 8-3-2 & Contracts as per Method 4 (According to ATHEX BoD Resolution No.20)

[3] - The information concerning OTC Stock Borrowing Transactions is based on the statements of the Dematerialised Securities System (DSS) operators involved and refers to volumes that have been registered up until the previous working day.

[4] - Average Price (Volume weighted)

[5] - The Data concerning Open Interest before the start of trading session

## Sectors codification for listed companies

12003-	ETF	10101010	Computer Services
10101015	Software	10102030	Computer Hardware
15101010	Telecommunications Equipment	15102015	Telecommunications Services
20101010	Health Care Facilities	20101025	Health Care Services
20102010	Medical Equipment	20103015	Pharmaceuticals
30101010	Banks	30202000	Diversified Financial Services
30202010	Asset Managers & Custodians	30202015	Investment Services
30204000	Closed End Investments	30302010	Full Line Insurance
30302015	Insurance Brokers	30302025	Property and Casualty Insurance
35101010	Real Estate Holding and Development	35101015	Real Estate Services
35102000	Diversified REITs	35102030	Office REITs
35102045	Retail REITs.	40201040	Rental & Leasing Services: Consumer
40202010	Home Construction	40202015	Household Furnishings
40202020	Household Appliance	40203040	Electronic Entertainment
40204020	Clothing & Accessories	40301010	Entertainment
40301030	Publishing	40301035	Radio & TV Broadcasters
40401010	Diversified Retailers	40401020	Apparel Retailers
40401025	Home Improvement Retailers	40401030	Specialty Retailers
40501010	Airlines	40501015	Travel & Tourism
40501020	Casinos & Gambling	40501025	Hotels & Motels
45101015	Distillers & Vintners	45101020	Soft Drinks
45102010	Farming Fishing Ranching & Plantations	45102020	Food Products
45103010	Tobacco	45201010	Food Retailers & Wholesalers
45201020	Personal Products	50101010	Construction
50101020	Building Roof/Wallboard and Plumbing	50101030	Cement
50101035	Building Materials: Other	50202010	Electrical Components
50203015	Plastics	50203030	Containers & Packaging
50204000	Machinery: Industrial	50204020	Machinery: Construction & Handling
50205010	Industrial Suppliers	50205020	Back Office Support HR & Consulting
50205030	Forms & Bulk Printing Services	50206015	Commercial Vehicles & Parts
50206030	Marine Transportation	50206060	Transportation Services
55101000	Diversified Materials	55101020	Textile Products
55102000	General Mining	55102010	Iron & Steel
55102015	Metal Fabricating	55102035	Aluminum
60101020	Oil Refining and Marketing	65101010	Alternative Electricity
65101015	Conventional Electricity	65102000	Multi-Utilities
65102030	Water		



**ATHEX**  
Athens Stock Exchange

Λεωφ. Αθηνών 110 104 42 Αθήνα  
110, Athinon Ave. GR 104 42 Athens  
tel. (+30)210-33.66.800, fax (+30)210-33.66.101  
[www.athexgroup.gr](http://www.athexgroup.gr)