

24

Ημερήσιο Δελτίο
Συναλλακτικής Δραστηριότητας

Daily Official List
of Trading Activity

Friday, 9 August, 2024

Year: 145 Trading Day No: 150



ATHEXGROUP
Athens Exchange Group

Disclaimer:

Hellenic Exchanges-Athens Stock Exchange S.A endeavours to ensure that the data and other material ("Information") presented on the Daily Official List are accurate and complete, but it is not liable for any errors or omissions of data or /and for the accuracy, credibility, updating and completeness of the aforesaid information nor it has any liability arising directly or indirectly from the use of the above Information.

The Company is not liable for the accuracy of the data included in listed companies' announcements. Only the sender of such an announcement is fully and solely liable for any infringement of third party's rights from the content of such announcement. All contents of the Daily Official List are provided only for information purposes and do not constitute investment advice or solicitation to invest in securities or other products listed for trading on the Exchange.

You acknowledge and agree that the Company is the owner of any property rights related to any Information appearing on the Daily Official List including intellectual property rights copyright, trademarks, etc.

The above data are a property of the Hellenic Exchanges-Athens Exchange and are copyright protected. Users are forbidden to reproduce, modify, copy, sale, transmit or redistribute, by all reproduction means and methods, part or the whole of the above data, without reference to their source.

The commercial exploitation of these data is, also, forbidden by third parties. Hellenic Exchanges-Athens Exchange does not carry any responsibility, direct or indirect, derived from usage or accidental alteration of the above data when used by third parties.

Hellenic Exchanges – Athens Stock Exchange S.A.

110 Athinon Ave., 10442 Athens, Tel: (210) 33.66.800, Fax: (210) 32.13.938

www.athexgroup.gr

Thessalonica Stock Exchange Center (T.S.E.C)

16-18 Katouni Str., Thessalonica 546 25 Tel: (2310) 567.667, Fax: (2310) 530.545

Athex Members Guarantee Fund

14-16 Fidiou Str., Athens 106 78, Tel: (210) 33.04.682, Fax: (210) 33.04.155

Hellenic Republic Capital Market Commission

1 Kolokotroni Str. & 1 Stadiou Str., Athens 10562 Tel: (210) 33.77.100 Fax: (210) 33.77.173

Table of Contents

Section 1: Statistical Figures of Securities, Derivatives and Lending

Summary of Markets

Athex Indices

Analytic Figures for Athex Market's Boards and Categories

Trading Details by Athex Sectors and Financial Instruments (ETFs)

Top 10 best & worst performing Shares

Derivatives Summary

Section 2: Analytic Figures of Shares Transactions

Analytic Figures of Shares Transactions

Shares' Notes

Section 3: Figures of Securities Transactions

Securities Blocks Details

Shares Rights Details

Stock Borrowing

Forced Sales Details

Forced Sales Registered Shares

Exchange Traded Funds (ETFs) Characteristics

Section 5: Bonds traded in Fixed Income Assets Market

Convertible Corporate Bonds - Regulated Market

Non Convertible Corporate Bonds - Regulated Market

Government Bonds

Treasury Bills & Zero Coupon Government Bonds

Government Bonds Traded with the Open Outcry Method

State Banks Bonds

Section 6: Additional Infos

Athex & ATHEXClear Members List

List of Stocks under Market Making operations

Section 7: Derivatives Market Analytic Figures

Index Futures

Stock Futures

Index Options

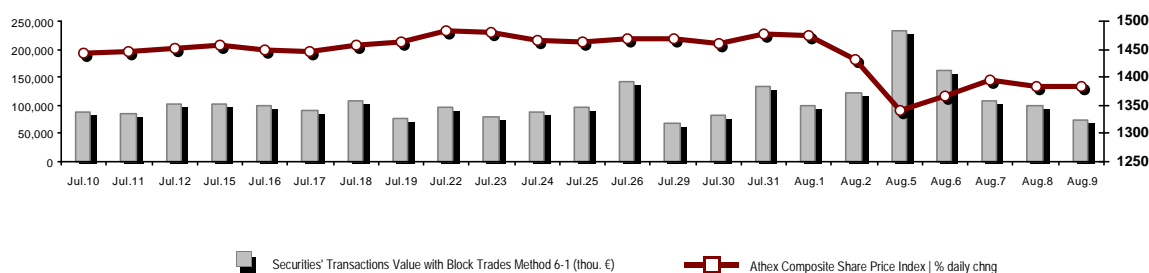
Stock Options

Stock Lending Analytic Figures

Appendix A: Sectors codification for listed companies

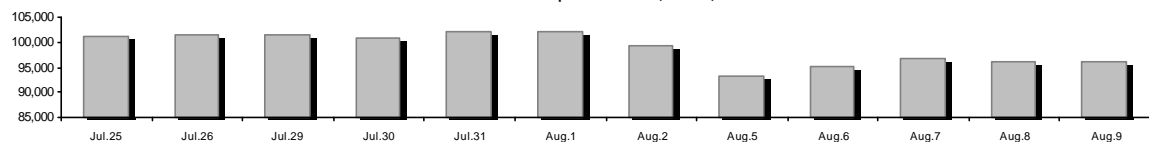
Summary of Markets

Athex Composite Share Price Index vs Shares and Derivatives Transactions Value

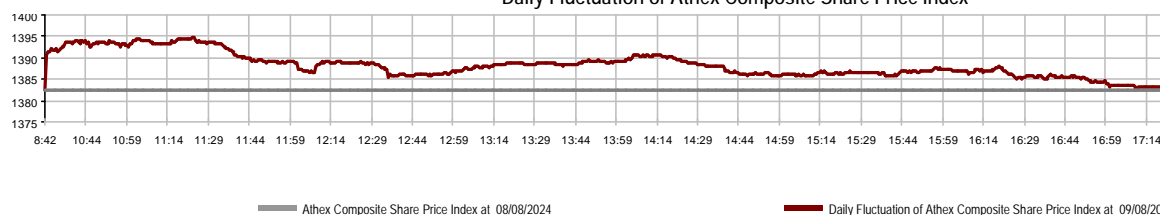


Athex Capitalisation (mill. €)**:	96,111.58	Derivatives Total Open Interest	415,221
Daily change: mill. € %	-8.92 -0.01%	in Index Futures % daily chng	5,354 1.57%
Yearly Avg Capitalisation: mill. € % chng prev year Avg	97,570.97 21.38%	in Stock Futures % daily chng	408,164 0.42%
Athex Composite Share Price Index % daily chng	1,383.31 0.06%	in Index Options % daily chng	992 0.71%
Athex Composite Share Price Index Capitalisation (mill. €)	87,736.86	in Stock Options % daily chng	711 0.00%
Daily change (mill. €)	-32.37		
Securities' Transactions Value with Block Trades Method 6-1 (t)	74,073.35	Derivatives Contracts Volume:	14,849
Daily change: %	-24,293.09 -24.70%	Daily change: pieces %	2,613 21.36%
YTD Avg Trans. Value: thou. € % chng prev year Avg	133,258.64 21.62%	YTD Avg Derivatives Contracts % chng prev year Avg	37,476 -14.75%
Blocks Transactions Value of Method 6-1 (thou. €)	6,329.59	Derivatives Trades Number:	1,114
Blocks Transactions Value of Method 6-2 & 6-3 (thou. €)	89.80	Daily change: number %	-101 -8.31%
Bonds Transactions Value (thou.€)	858.10	YTD Avg Trades number % chng prev year Avg	1,969 -15.52%
Securities' Transactions Volume with Block Trades Method 6-1 (tho)	13,785.42	Lending Total Open Interest	229,744
Daily change: thou. pieces %	-6,085.30 -30.62%	Daily change: pieces %	6,065 2.71%
YTD Avg Volume: % chng prev year Avg	29,382.64 -12.61%	Lending Volume (Multilateral/Bilateral)	183,113
Blocks Transactions Volume of Method 6-1 (thou. Pieces)	876.30	Daily change: pieces %	165,051
Blocks Transactions Volume of Method 6-2 & 6-3 (thou. Pieces)	18.00	Multilateral Lending	183,113
Bonds Transactions Volume	879,000	Bilateral Lending	0
Securities' Trades Number with Block Trades Method 6-1	25,855	Lending Trades Number:	12
Daily change: number %	-8,704 -25.19%	Daily change: %	6
YTD Avg Trades number % chng prev year Avg	38,868 7.30%	Multilateral Lending Trades Number	12
Number of Blocks Method 6-1	7	Bilateral Lending Trades Number	0
Number of Blocks Method 6-2 & 6-3	3		
Number of Bonds Transactions	148		

Athex Capitalisation (mill. €)**



Daily Fluctuation of Athex Composite Share Price Index



Athex Indices

Index name	09/08/2024	08/08/2024	pts.	%	Min	Max	Year min	Year max	Year change
Athex Composite Share Price Index	1,383.31 #	1,382.46	0.85	0.06%	1,382.46	1,394.64	1,293.14	1,505.35	6.97% #
Athex Composite Index Total Return Index	2,608.59 #	2,606.98	1.61	0.06%	2,606.98	2,629.95	2,355.44	2,789.06	10.75% #
Athex ESG Index	1,581.77 #	1,581.18	0.59	0.04%	1,581.18	1,595.70	1,471.77	1,722.97	7.47% #
ATHEX Alternative Market Price Index	13,744.99 #	13,604.69	140.30	1.03%	13,596.79	13,752.90	9,352.11	15,217.49	46.97% #
FTSE/Athex Large Cap	3,365.54 #	3,364.32	1.22	0.04%	3,364.32	3,396.44	3,122.79	3,665.50	7.77% #
FTSE/Athex Mid Cap Index	2,199.92 ~	2,199.92	0.00	0.00%	2,197.81	2,217.75	2,054.77	2,459.55	-2.26% €
FTSE/ATHEX High Dividend Yield Index	3,762.10 €	3,771.90	-9.80	-0.26%	3,754.92	3,809.33	3,629.54	4,217.66	-0.25% €
FTSE/Athex Market Index	802.55 #	801.99	0.56	0.07%	801.99	809.35	746.82	875.18	7.46% #
FTSE/Athex Banks	1,212.33 #	1,208.97	3.36	0.28%	1,208.97	1,226.29	1,057.67	1,354.57	14.20% #
FTSE/ATHEX TECHNOLOGY & TELECOMMUNICAT	5,418.03 #	5,413.52	4.51	0.08%	5,413.52	5,467.12	4,915.95	5,705.00	6.81% #
FTSE/ATHEX FINANCIAL SERVICES	5,692.17 #	5,676.86	15.31	0.27%	5,676.86	5,757.93	4,996.31	6,357.41	13.52% #
FTSE/ATHEX REAL ESTATE	4,811.70 #	4,786.67	25.03	0.52%	4,782.44	4,822.28	4,507.00	5,120.52	-3.00% €
FTSE/ATHEX CONSUMER DISCRETIONARY	4,759.04 €	4,794.29	-35.25	-0.74%	4,753.59	4,848.42	4,663.68	5,557.48	-5.12% €
FTSE/ATHEX CONSUMER STAPLES	6,181.51 #	6,054.91	126.60	2.09%	6,054.91	6,181.51	5,069.68	6,491.28	21.48% #
FTSE/ATHEX INDUSTRIALS	6,219.15 €	6,227.58	-8.43	-0.14%	6,212.70	6,291.93	5,044.08	6,587.56	22.39% #
FTSE/ATHEX BASIC MATERIALS	4,631.23 €	4,646.08	-14.85	-0.32%	4,611.37	4,683.44	4,369.10	5,876.05	-4.90% €
FTSE/ATHEX ENERGY & UTILITIES	4,827.37 #	4,820.21	7.16	0.15%	4,819.64	4,872.17	4,536.38	5,474.06	-3.21% €
Athex All Share Index	322.81 #	322.49	0.32	0.10%	322.81	322.81	304.60	347.29	6.89% #
Hellenic Mid & Small Cap Index	1,991.00 #	1,988.66	2.34	0.12%	1,985.97	2,005.62	1,881.89	2,157.15	3.21% #
FTSE/Athex Large Cap Total Return	5,773.87 #	5,771.78	2.09	0.04%			5,201.70	6,187.73	11.74% #
FTSE/Athex Mid Cap Total Return	3,003.55 ~	3,003.55	0.00	0.00%			2,872.41	3,302.69	-0.91% €
MSCI GREECE REBASED	5,261.51 €	5,261.88	-0.37	-0.01%	5,260.93	5,324.68	4,964.20	5,837.84	5.55% #
Hellenic Corporate Bond Index	134.69 €	134.72	-0.03	-0.02%			129.54	134.92	3.90% #
Hellenic Corporate Bond Price Index	92.32 €	92.34	-0.03	-0.03%			90.52	92.53	1.84% #

Note 1: FTSE/Med 100, Hellenic Corporate Bond Price Index and Hellenic Corporate Bond Index closing prices refer to the previous trading day of 07/08/2024.

Note 2: The Hellenic Mid & Small Cap Index is a Customized index calculated by the Athens Exchange.

Analytic Figures for Athex Market's Boards and Categories

	Total Traded Securities	Main Market	Surveillance	Exchange Traded Funds (ETFs)
Totals	121	113	7	1
Gain / Lose / Same:	57 / 38 / 26	55 / 38 / 20	1 / 0 / 6	1 / 0 / 0
Athex Capitalisation (mill. €) **	96,111.58	96,045.17	66.41	
Daily Average Trans/ons Value(thou.€)	133,258.64	133,084.23	33.12	257.63
Transactions Value	74,163.15	74,136.99	7.20	18.97
Main Board:	67,743.77	67,717.60	7.20	18.97
Blocks Board 6_2_3:	6,419.38	6,419.38	0.00	0.00
Forced Sales Board:	0.00	0.00	0.00	0.00
Special Terms Board:	0.00	0.00	0.00	0.00
Daily Average Transactions Volume	29,382,645	29,247,825	147,534	7,449
Transactions Volume	13,803,415	13,767,812	35,041	562
Main Board:	12,909,120	12,873,517	35,041	562
Blocks Board 6_2_3:	894,295	894,295	0	0
Forced Sales Board:	0	0	0	0
Special Terms Board:	0	0	0	0
Daily Average Number of Trades	38,868	38,757	62	50
Number of Trades	25,858	25,775	49	34
Main Board:	25,848	25,765	49	34
Blocks Board 6_2_3:	10	10	0	0
Forced Sales Board:	0	0	0	0
Special Terms Board:	0	0	0	0

Trading Details by Athex Sectors and Financial Instruments (ETFs)

Code	Sectors	Gain / Lose / Same	Number of Trades	Transactions Volume	Transactions Value	% of Total Trans. Value
3010	- Banks	4 / 3 / 0	7,766	8,031,010	21,611,537.28	29.14%
5510	- Basic Resources	7 / 1 / 1	622	227,536	729,743.58	0.98%
5010	- Construction & Materials	7 / 4 / 4	1,812	531,221	3,046,300.62	4.11%
4020	- Consumer Products & Services	4 / 1 / 1	184	61,283	65,319.76	0.09%
6010	- Energy	1 / 3 / 0	2,011	246,089	3,791,173.25	5.11%
12000	- Financial Instruments	1 / 0 / 0	34	562	18,966.13	0.03%
3020	- Financial Services	4 / 1 / 0	310	73,689	332,368.51	0.45%
4510	- Food Beverage & Tobacco	4 / 1 / 1	221	36,641	493,494.42	0.67%
2010	- Health Care	1 / 1 / 1	107	53,641	44,926.37	0.06%
5020	- Industrial Goods & Services	6 / 5 / 5	1,596	299,370	2,198,118.07	2.96%
3030	- Insurance	0 / 1 / 0	22	2,803	13,694.82	0.02%
4030	- Media	0 / 0 / 1	5	700	314.70	0.00%
4520	- Personal Care, Drug & Grocery Stores	1 / 1 / 0	190	41,883	419,441.60	0.57%
3510	- Real Estate	7 / 4 / 1	925	382,121	1,047,767.39	1.41%
4040	- Retail	4 / 2 / 1	3,864	892,787	19,320,582.53	26.05%
1010	- Technology	3 / 2 / 7	709	170,938	719,835.66	0.97%
1510	- Telecommunications	0 / 2 / 0	695	474,274	6,869,894.78	9.26%
4050	- Travel & Leisure	1 / 4 / 1	1,843	1,525,846	3,871,989.76	5.22%
6510	- Utilities	2 / 2 / 2	2,942	751,021	9,567,681.17	12.90%

Top 10 best & worst performing Shares

Main Market

With positive Price change	Closing price	change	With negative Price change	Closing price	change
GR. SARANTIS S.A. (CR)	10.8	4.25% #	INTRALOT (CR)	1.102	-1.96% ☹
PREMIA (CR)	1.206	3.97% #	MOTOR OIL (CR)	21.56	-1.82% ☹
AVAX S.A. (CR)	1.37	3.01% #	P.P.A. S.A. (CR)	25.4	-1.74% ☹
ATTICA BANK S.A. (CR)	8.42	2.68% #	JUMBO SA (CR)	21.68	-1.54% ☹
CENTRIC HOLDINGS (CR)	0.328	2.50% #	ELVALHALCOR (CR)	1.756	-1.46% ☹
KRI-KRI S.A. (CR)	11.4	2.24% #	LAVIPHARM SA (CR)	0.797	-1.36% ☹
AUTOHELLAS SA (CR)	11.48	1.77% #	FOURLIS (CR)	3.68	-1.34% ☹
IDEAL HOLDINGS (CR)	5.83	1.74% #	UNIBIOS (CR)	1.63	-1.21% ☹
PPC (CR)	11.17	1.54% #	ORILINA PROPERTIES REIC (CR)	0.857	-1.15% ☹
INTRACOM HOLDINGS (CR)	3.07	1.49% #	EYDAP S.A. (CR)	5.4	-0.92% ☹
			EKTER SA (CR)	1.944	-0.92% ☹
With the highest Transactions Value	Value (thou. €)	change	With the highest Transactions Volume	Volume	change
JUMBO SA (CR)	19,257.98	-1.54% ☹	EUROBANK HOLDINGS (CR)	2,971,241	-0.15% ☹
OTE (CR)	6,866.50	-0.41% ☹	ALPHA SERVICES HOLD (CR)	2,858,109	-0.52% ☹
EUROBANK HOLDINGS (CR)	5,930.03	-0.15% ☹	PIRAEUS FINANCIAL HOLD (CR)	1,402,293	0.65% #
NATIONAL BANK (CR)	5,727.18	0.82% #	INTRALOT (CR)	1,353,820	-1.96% ☹
PIRAEUS FINANCIAL HOLD (CR)	5,258.35	0.65% #	JUMBO SA (CR)	873,486	-1.54% ☹
ALPHA SERVICES HOLD (CR)	4,427.12	-0.52% ☹	NATIONAL BANK (CR)	776,211	0.82% #
PPC (CR)	4,380.69	1.54% #	OTE (CR)	473,764	-0.41% ☹
MOTOR OIL (CR)	3,104.17	-1.82% ☹	PPC (CR)	392,342	1.54% #
METLEN ENERGY & METALS (CR)	2,886.43	0.00% -	INTRAKAT (CR)	152,998	0.00% -
OPAP (CR)	2,019.32	-0.26% ☹	PREMIA (CR)	146,137	3.97% #

Note: Stocks that are not included in the "Under Supervision" category, and the transactions value is more than 10,000 €.

Derivatives Summary

	Number of Trades	Volume	Open Interest
Index Futures	125	407	5,354
FTSE/Athex Banks	2	2	1,262
FTSE/Athex Large Cap	123	405	4,069
MSCI GREECE REBASED	0	0	23
Stock Futures	985	14,401	408,164
ADMIE (IPTO) HOLDING S.A. (CR)	11	80	21,990
AEGEAN AIRLINES (CR)	13	50	3,365
ALPHA SERVICES HOLD (CR)	137	7,050	156,157
ATHENS INTL AIRPORT (CR)	2	6	1,082
AUTOHELLAS SA (CR)	0	0	151
AVAX S.A. (CR)	16	19	721
CC HBC AG (CR)	2	9	160
CENERGY HOLDINGS (CB)	11	55	3,722
ELLAKTOR (CR)	34	310	3,558
ELVALHALCOR (CR)	4	25	4,935
EUROBANK HOLDINGS (CR)	88	1,234	17,246
EYDAP S.A. (CR)	4	20	4,234
FOURLIS (CR)	0	0	1,116
GEK TERNA (CR)	63	331	12,523
HELLENIC EXCHANGES-A.S.E. (CR)	9	34	3,749
HELLENIQ ENERGY (CR)	20	70	5,715
INTRACOM HOLDINGS (CR)	24	137	7,373
INTRAKAT (CR)	5	50	2,364
JUMBO SA (CR)	56	194	323
LAMDA DEVELOPMENT SA (CR)	13	39	5,995
METLEN ENERGY & METALS (CR)	10	42	4,131
MIG (CR)	0	0	88
MOTOR OIL (CR)	29	89	2,886
NATIONAL BANK (CR)	110	680	17,120
OPAP (CR)	2	10	1,412
OPTIMA BANK (CR)	0	0	52
OTE (CR)	37	242	3,488
P.P.A. S.A. (CR)	0	0	80
PIRAEUS FINANCIAL HOLD (CR)	161	3,113	69,615
PPC (CR)	88	418	26,934
QUEST HOLDINGS (CR)	2	3	185
TERNA ENERGY (CR)	2	6	20,872
TITAN CEMENT (CB)	6	9	411
VIOHALCO SA/NV (CB)	26	76	4,411
Index Options	2	21	992
FTSE/Athex Large Cap	2	21	992
Stock Options	2	20	711
ALPHA SERVICES HOLD (CR)	0	0	0
NATIONAL BANK (CR)	0	0	310
OPAP (CR)	2	20	99
OTE (CR)	0	0	141
PIRAEUS FINANCIAL HOLD (CR)	0	0	20
PPC (CR)	0	0	141
Total Derivatives Traded	1,114	14,849	415,221

Number of Outstanding Securities	Nominal Value	Dividends [1]			Date of Last Coupon		Note	Shares	Closing price	% change	Previous closing price/date	Open price	Price min	Price max	Last price	Avg price	Last Bid [7]	Last Ask [7]	P/E after tax	Year	Volume	Trades	Transactions Value[8]	Company Mkt Value (thou. €)	Year low	Year high	Sector[4]	
2,352,839,697	0.290	--	--	0.026	26/07/2024	18/04/2017	--	ALPHA SERVICES HOLD (CR)	1.541	-0.52	€ 1.549	08/08/2024	1.569	1.5325	1.569	1.541	1.549	2198@1.54	9861@1.55	--	--	2,858,109	1,535	4,427,123.32	3,625,725.97	1.444	1.79	30101010
36,353,868	1.00	--	(0.025)	0.1	16/07/2024	21/08/2023	--	AUSTRIACARD (CB)	5.68	--	↔ 5.68	08/08/2024	5.73	5.66	5.73	5.68	5.684	225@5.67	314@5.68	--	--	9,915	42	56,353.45	206,489.97	5.35	6.8	10101010
48,624,764	0.080	0.46	0.65	0.7	22/04/2024	05/12/2022	--	AUTOHELLAS SA (CR)	11.48	1.77	P 11.28	08/08/2024	11.5	11.12	11.54	11.48	11.376	150@11.14	6@11.50	--	--	4,009	70	45,606.60	558,212.29	10.4	14.1	40201040
190,162,681	--	0.05	0.08	0.08	25/06/2024	07/12/2016	--	CENERGY HOLDINGS (CB)	9.52	0.21	P 9.5	08/08/2024	9.5	9.45	9.65	9.52	9.528	195@9.51	326@9.54	--	--	86,808	324	827,076.83	1,810,348.72	6.71	10	50202010
373,175,988	6.70	0.71	0.78	0.93	30/05/2024	29/04/2013	--	CC HBC AG (CR)	31.26	0.26	P 31.18	08/08/2024	31.18	31.18	31.66	31.26	31.434	11@31.26	587@31.38	--	--	6,961	65	218,812.161	1,665,481.38	25.66	34.04	45101020
3,664,399,104	0.220	--	--	0.0933	25/07/2024	20/05/2019	--	EUROBANK HOLDINGS (CR)	1.9885	-0.15	€ 1.9915	08/08/2024	2	1.98	2.026	1.9885	1.996	17035@1.99	1409@1.99	--	--	2,971,241	2,424	5,930,029.17	7,286,657.62	1.599	2.263	30101010
305,635,185	2.18	0.1	0.3	0.9	10/07/2024	01/10/2003	--	HELLENIO ENERGY (CR)	7.06	0.86	P 7	08/08/2024	7.11	7.01	7.135	7.06	7.059	8@7.02	651@7.06	--	--	95,126	511	671,503.56	2,157,784.41	6.75	8.81	60101020
83,600,000	0.690	--	--	0.0504	25/06/2024	02/07/2024	--	INTRACOM HOLDINGS (CR)	3.07	1.49	P 3.025	08/08/2024	3.1	3.04	3.115	3.07	3.061	500@3.02	2777@3.07	--	--	69,944	215	214,082.17	256,652.00	2.835	4.335	10101010
160,523,985	0.300	--	--	--	12/08/2008	30/12/2022	--	INTRAKAT (CR)	5.03	--	↔ 5.03	08/08/2024	5.01	4.97	5.07	5.03	5.002	329@5.02	4950@5.03	--	--	152,998	348	765,329.78	807,435.64	4.46	5.64	50101010
136,059,759	0.880	0.77	0.322	1	10/07/2024	05/03/2014	--	JUMBO SA (CR)	21.68	-1.54	€ 22.02	08/08/2024	22.3	21.68	22.46	21.68	22.047	934@21.66	1759@21.78	--	--	873,486	3,712	19,257,982.02	2,949,775.58	21.68	30.1	40401010
176,736,715	0.300	--	--	--	30/05/2007	27/11/2019	--	LAMDA DEVELOPMENT SA (CR)	7.15	0.85	P 7.09	08/08/2024	7.07	7.07	7.19	7.15	7.139	2085@7.15	476@7.17	--	--	82,053	271	585,815.29	1,263,667.51	6.15	7.65	35101010
142,891,161	0.970	0.4341	1.24	1.5531	26/06/2024	07/07/2017	--	METLEN ENERGY & METALS (CR)	34	--	↔ 34	08/08/2024	34.44	33.84	34.44	34	33.998	213@33.84	111@34.00	--	--	84,899	894	2,886,433.20	4,858,299.47	31.58	39.56	65102000
13,968,683	0.100	0.036	0.0421	0.0526	28/06/2024	02/11/2021	--	PERFORMANCE TECHNOLOGIES (CR)	6.62	--	↔ 6.62	08/08/2024	6.6	6.59	6.67	6.62	6.629	100@6.58	72@6.62	--	--	6,174	45	40,928.22	92,472.68	4.7	7.48	10101010
27,345,120	0.280	--	--	--	18/07/2005	26/02/2014	--	QUALITY & RELIABILITY SA (CR)	1.08	--	↔ 1.08	08/08/2024	1.08	1.062	1.1	1.08	1.073	391@1.07	1346@1.08	--	--	18,465	62	19,821.60	29,532.73	0.6	1.62	10101010
78,325,475	--	0.6	0.85	0.85	25/06/2024	23/07/2019	--	TITAN CEMENT (CB)	29.9	-0.83	€ 30.15	08/08/2024	30.2	29.9	30.55	29.9	30.178	104@29.85	435@30.00	--	--	29,324	443	884,950.75	2,341,931.70	20.9	33	50101030
259,189,761	0.1	0.12	0.12	0.12	25/06/2024	26/02/2016	--	VIOHALCO SANV (CB)	5.43	0.19	P 5.42	08/08/2024	5.5	5.36	5.53	5.43	5.437	4@5.42	2@5.44	--	--	92,441	260	502,589.50	1,407,400.40	5.03	6.63	55102015
148,321,516	0.300	--	0.07	0.03	29/07/2024	22/01/2020	--	AVAX S.A. (CR)	1.37	3.01	P 1.33	08/08/2024	1.34	1.338	1.376	1.37	1.359	2000@1.36	1696@1.37	--	--	100,661	238	136,828.27	203,200.48	1.194	1.884	50101010
232,000,000	2.12	0.0854	0.0682	0.0582	04/10/2023	19/06/2017	--	ADMIE (IPTO) HOLDING S.A. (CR)	2.095	--	↔ 2.095	08/08/2024	2.09	2.055	2.11	2.095	2.083	321@2.09	500@2.10	8.27	2023	145,237	210	302,589.08	486,040.00	2.02	2.425	65101015
90,167,100	0.500	--	--	0.7515	20/05/2024	24/05/2021	--	AEGEAN AIRLINES (CR)	10.65	-0.28	€ 10.68	08/08/2024	10.85	10.63	10.85	10.65	10.681	766@10.65	3@10.68	--	--	28,334	265	302,621.56	960,279.62	9.85	13.47	40501010
103,423,291	0.570	--	--	--	01/08/2011	23/08/2023	--	GEK TERNA (CR)	17.14	0.35	P 17.08	08/08/2024	17.08	17.06	17.3	17.14	17.14	4603@17.14	1012@17.16	--	--	58,587	322	1,004,206.26	1,772,675.21	12.98	18.24	50101010
382,000,000	2.48	--	--	0.25	22/07/2024	12/12/2001	--	PPC (CR)	11.17	1.54	P 11	08/08/2024	11.11	11.09	11.23	11.17	11.165	10000@11.16	668@11.18	--	--	392,342	1,357	4,380,686.65	4,266,940.00	10.1	12.67	65101015
300,000,000	1.00	--	--	0.33	21/05/2024	07/02/2024	--	ATHENS INTL AIRPORT (CR)	7.504	0.19	P 7.49	08/08/2024	7.5	7.5	7.61	7.504	7.541	788@7.50	1@7.51	--	--	120,949	708	912,044.69	2,251,200.00	7.3	9.56	50206060
914,715,153	1.00	--	--	0.3643	29/07/2024	29/08/2018	--	NATIONAL BANK (CR)	7.38	0.82	P 7.32	08/08/2024	7.41	7.306	7.464	7.38	7.378	474@7.38	150@7.38	--	--	776,211	1,768	5,727,182.94	6,750,597.83	6.222	8.65	30101010
375,241,586	0.390	0.03	0.06	0.04	25/06/2024	14/07/2006	--	ELVALHALCOR (CR)	1.756	-1.46	€ 1.782	08/08/2024	1.78	1.754	1.79	1.756	1.767	802@1.76	5569@1.76	--	--	123,241	295	217,786.80	658,924.23	1.63	2.435	55102015
348,192,005	0.040	--	--	--	05/07/2011	22/07/2024	--	ELLAKTOR (CR)	1.852	-0.43	€ 1.86	08/08/2024	1.896	1.852	1.9	1.852	1.875	4300@1.85	400@1.86	--	--	108,265	286	203,004.28	644,851.59	1.77	2.84	50101010
60,348,000	0.420	0.1515	0.1565	0.2504	25/06/2024	04/08/2021	--	HELLENIC EXCHANGES-A.S.E. (CR)	4.39	-0.23	€ 4.4	08/08/2024	4.4	4.37	4.48	4.39	4.394	1@4.39	126@4.41	--	--	69,349	254	304,723.77	264,927.72	4.27	5.92	30202015
106,500,000	0.600	0.28	0.02	0.1	22/07/2024	13/09/2021	--	EYDAP S.A. (CR)	5.4	-0.92	€ 5.45	08/08/2024	5.38	5.37	5.45	5.4	5.393	24@5.37	4597@5.40	--	--	32,352	187	174,472.56	575,100.00	5.1	6.15	65102030
604,095,621	0.300	--	--	--	30/05/2013	10/10/2023	--	INTRALOT (CR)	1.102	-1.96	€ 1.124	08/08/2024	1.116	1.1	1.148	1.102	1.12	40744@1.10	9200@1.11	--	--	1,353,820	602	1,515,788.15	665,713.37	1.014	1.294	40501020
110,782,980	0.750	0.9054	1.6299	1.8415	26/06/2024	04/11/2013	--	MOTOR OIL (CR)	21.56	-1.82	€ 21.96	08/08/2024	22.3	21.56	22.3	21.56	21.759	615@21.54	260@21.68	--	--	142,661	1,435	3,104,170.60	2,388,481.05	20.9	28.56	60101020
370,062,741	0.300	0.6	1	1.6123	29/04/2024	25/06/2024	--	OPAP (CR)	15.57	-0.26	€ 15.61	08/08/2024	15.64	15.54	15.68	15.57	15.606	194@15.57	345@15.61	--	--	129,394	934	2,019,320.12	5,761,876.88	14.4	17.35	40501020
412,693,573	2.83	0.8231	0.5888	0.7216	04/07/2024	18/06/1998	--	OTE (CR)	14.41	-0.41	€ 14.47	08/08/2024	14.47	14.41	14.61	14.41	14.493	4215@14.40	782@14.44	--	--	473,764	687	6,866,496.34	5,946,914.39	12.76	15.27	15102015
1,250,367,223	0.930	--	--	0.0632	10/07/2024	14/04/2021	--	PIRAEUS FINANCIAL HOLD (CR)	3.744	0.65	P 3.72	08/08/2024	3.76	3.728	3.788	3.744	3.75	12@3.73	310@3.75	--	--	1,402,293	1,736	5,258,346.93	4,681,374.88	3.21	4.22	30101010
66,850,563	0.780	0.1493	0.1495	0.2313	02/05/2024	13/06/2018	--	GR. SARANTIS S.A. (CR)	10.8	4.25	P 10.36	08/08/2024	10.44	10.42	10.8	10.8	10.524	652@10.56	457@10.80	--	--	39,269	172	413,251.08	721,986.08	8.18	12.44	45201020
118,105,090	0.300	0.3411	0.3798	0.3821	08/07/2024	05/03/2020	--	TERNA ENERGY (CR)	19.18	0.16	P 19.15	08/08/2024	19.17	19.14	19.2	19.18	19.175	114@19.18	1678@19.19	--	--	94,881	282	1,819,337.34	2,265,255.63	14.68	19.7	65101010
73,774,142	3.45	--	--	0.44	25/06/2024	04/10/2023	--	OPTIMA BANK (CR)	11.74	0.69	P 11.66	08/08/2024	11.66	11.66	11.9	11.74	11.819	1376@11.74	1601@11.90	--	--	19,						

Number of Outstanding Securities	Nominal Value	Dividends [1]			Date of Last Coupon		Note	Shares	Closing price	% change	Previous closing price/date	Open price	Price min	Price max	Last price	Avg price	Last Bid [7]	Last Ask [7]	P/E after tax	Year	Volume	Trades	Transactions Value[8]	Company Mkt Value (thou. €)	Year low	Year high	Sector[4]	
2021	2022	2023	Dividend [2]	Right																								
3,114,144	0.360	0.3427	0.2304	0.563	20/05/2024	02/06/2020	---	ALPHA TRUST HOLDINGS (CR)	8.52	0.47 P	8.48	08/08/2024	8.52	8.52	8.52	8.52	50@8.42	---	---	---	900	16	7,668.00	26,532.51	5.9	8.66	30202010	
243,164,193	0.300	---	---	0.07	19/07/2024	05/12/2023	---	ATTICA HOLDINGS (CR)	2.38	-0.83 E	2.4	08/08/2024	2.44	2.35	2.44	2.38	1090@2.35	1031@2.37	---	---	12,206	26	29,053.07	578,730.78	1.86	2.64	40501015	
35,764,593	2.10	0.075	0.1046	0.1045	12/06/2024	25/11/2019	---	BRIQ PROPERTIES (CR)	1.955	1.30 P	1.93	08/08/2024	1.94	1.94	1.97	1.955	1.953	632@1.96	545@1.97	---	---	54,720	90	106,889.36	69,919.78	1.835	2.01	35102030
101,123,806	0.360	---	---	---	22/07/2010	28/06/2011	---	CENTRIC HOLDINGS (CR)	0.328	2.50 P	0.32	08/08/2024	0.326	0.318	0.328	0.328	0.32220514@0.318	6782@0.329	---	---	41,737	49	13,444.21	33,168.61	0.31	0.467	40203040	
784,500	10.00	0.3	---	0.5008	28/05/2024	31/07/2018	---	CNL CAPITAL (CR)	6.95	2.21 P	6.8	08/08/2024	6.9	6.9	7.4	6.95	6.95	30@6.90	355@7.10	---	2022	1,201	5	8,347.40	5,452.28	6.65	9	30202010
10,567,700	0.300	---	---	---	06/10/2005	13/02/2002	---	CPI SA (CR)	0.604	---	0.604	08/08/2024	0.614	0.604	0.618	0.604	0.609	181@0.604	315@0.614	---	---	9,736	37	5,933.85	6,382.89	0.586	0.99	10102030
18,680,300	0.050	---	---	---	06/07/2022	---	---	DIMAND (CR)	8.78	-0.23 E	8.8	08/08/2024	8.83	8.75	8.83	8.78	8.796	40@8.73	481@8.78	---	---	5,629	32	49,511.14	164,013.03	8	10.95	35101010
54,200,000	0.075	0.035	0.074	---	18/07/2023	23/11/2021	---	EPSILON NET (CR)	12	---	12	08/08/2024	12	12	12.02	12	12135652@12.00	12270@12.02	---	---	13,850	19	166,200.94	650,400.00	8.8	12.3	10101015	
52,131,944	1.00	0.1102	0.11	---	26/06/2024	23/07/2019	---	FOURLIS (CR)	3.68	-1.34 E	3.73	08/08/2024	3.73	3.67	3.75	3.68	3.702	1435@3.68	3000@3.70	---	---	12,055	104	44,626.87	191,845.55	3.41	4.37	40401010
48,003,921	0.400	---	---	---	30/08/1993	25/07/2024	---	IDEAL HOLDINGS (CR)	5.83	1.74 P	5.73	08/08/2024	5.85	5.83	5.94	5.83	5.863	1933@5.83	100@5.85	---	---	16,084	142	94,301.28	279,862.86	5.16	6.78	10102030
10,500,000	2.40	0.29	0.3	2.21	25/06/2024	02/04/2024	---	INTERCONTINENTAL (CR)	2.5	7.76 P	2.32	08/08/2024	2.4	2.4	2.56	2.5	2.493	400@2.30	674@2.50	4.30	2023	378	8	942.46	26,250.00	2.28	6.9	35102000
168,691,037	0.300	---	---	---	20/08/2007	28/11/2022	---	LAVIPHARM SA (CR)	0.797	-1.36 E	0.808	08/08/2024	0.821	0.797	0.821	0.797	0.802	16@0.797	690@0.806	---	---	52,400	75	42,005.88	134,446.76	0.76	1.01	20103015
4,740,000	0.860	---	---	---	14/03/2003	---	---	LOGISMOS S.A. (CR)	1.4	1.45 P	1.38	08/08/2024	1.38	1.38	1.4	1.4	1.389	300@1.35	500@1.41	-(6)-	2023	549	7	762.60	6,636.00	1.13	1.48	10101015
17,120,280	0.940	0.06	---	---	01/07/2024	26/06/2023	---	LOULIS FOOD (CR)	2.63	1.94 P	2.58	08/08/2024	2.59	2.53	2.66	2.63	2.62	106@2.53	46@2.63	---	---	1,972	17	5,166.66	45,026.34	2.39	3.09	45102020
4,419,616	1.58	---	0.1531	0.06	15/07/2024	04/03/2015	---	MEDICON S.A. (CR)	2.5	2.04 P	2.45	08/08/2024	2.49	2.44	2.51	2.5	2.488	50@2.45	500@2.51	---	---	1,057	26	2,629.51	11,049.04	2.31	3.49	20102010
10,500,000	0.950	---	---	0.15	05/07/2024	21/07/2023	---	MEVACO SA (CR)	3.96	---	3.96	08/08/2024	---	---	---	---	---	60@3.81	30@3.89	---	2022	---	---	---	41,580.00	3.62	4.32	55102015
153,908,095	0.870	---	---	---	02/08/2024	---	---	ORILINA PROPERTIES REIC (CR)	0.857	-1.15 E	0.867	08/08/2024	0.869	0.85	0.869	0.854	0.857	100@0.852	500@0.857	---	---	43,441	62	37,224.59	131,899.24	0.7589	0.896	35102000
87,538,850	0.500	---	---	0.0304	06/06/2024	28/07/2021	---	PREMIA (CR)	1.206	3.97 P	1.16	08/08/2024	1.166	1.16	1.228	1.206	1.195	268@1.20	400@1.21	---	---	146,137	321	174,631.45	105,571.85	1.09	1.256	35102000
24,586,446	0.230	---	0.04	0.049	04/06/2024	08/06/2022	---	PROFILE SA (CR)	4.57	-0.65 E	4.6	08/08/2024	4.63	4.54	4.63	4.57	4.592	100@4.52	551@4.57	---	---	13,794	49	63,337.33	112,360.06	3.925	5.43	10101010
107,222,688	0.440	(0.5667)	0.2	0.22	25/06/2024	16/03/2022	---	QUEST HOLDINGS (CR)	5.18	-0.77 E	5.22	08/08/2024	5.22	5.17	5.25	5.18	5.212	98@5.18	1240@5.22	---	---	10,326	72	53,816.69	555,413.52	4.6	6.25	10101010
6,456,530	1.08	0.12	0.1314	0.16	22/07/2024	02/08/2010	---	SPACE HELLAS SA (CR)	6.6	-2.37 E	6.76	08/08/2024	6.82	6.6	6.82	6.66	6.664	160@6.34	48@6.66	---	---	510	8	3,398.44	42,613.10	6	8.48	15101010
120,528,771	1.60	---	---	0.08	19/06/2024	10/11/2023	---	TRADE ESTATES REIC (CR)	1.594	0.13 P	1.592	08/08/2024	1.6	1.586	1.6	1.594	1.597	148@1.59	630@1.60	---	---	19,914	40	31,804.72	192,122.86	1.552	1.798	35102045
17,190,046	0.300	---	---	---	16/11/1992	04/12/2023	---	UNIBIOS (CR)	1.63	-1.21 E	1.65	08/08/2024	1.67	1.61	1.695	1.63	1.645	590@1.62	450@1.64	---	---	31,570	111	51,929.71	28,019.77	1.08	1.72	50204000
32,413,681	0.370	---	---	---	15/07/2009	11/05/2000	---	ALUMIL (CR)	2.84	0.35 P	2.83	08/08/2024	2.84	2.84	2.85	2.84	2.844	5@2.83	5@2.84	---	---	132	6	375.39	92,054.85	2.48	3.18	55102035
3,628,761	3.44	0.5109	---	0.316	13/05/2024	19/07/2022	---	ANDROMEDA SA (CR)	6.48	1.57 P	6.38	08/08/2024	6.46	6.46	6.48	6.48	6.48	95@6.38	815@6.48	3.58	2023	1,285	7	8,326.70	23,514.37	6.26	7.1806	30204000
23,986,500	1.04	---	---	---	26/06/2009	28/08/2023	---	BIOKARPET S.A.(CR)	2.28	3.17 P	2.21	08/08/2024	2.29	2.23	2.29	2.28	2.245	300@2.22	348@2.28	---	---	42	3	94.28	54,689.22	2.05	3.13	50101035
6,325,000	0.600	0.19	0.153	0.145	15/07/2024	17/02/2014	---	VOYATZOGLOU (CR)	2.3	---	2.3	08/08/2024	---	---	---	---	---	310@2.10	76@2.32	---	---	---	---	---	14,547.50	2.02	2.7	50205010
24,060,000	0.300	0.055	0.075	0.075	14/05/2024	01/07/2019	---	GEN. COMMERCIAL & IND.SA (CR)	1.54	3.36 P	1.49	08/08/2024	1.49	1.48	1.54	1.54	1.524	50@1.44	790@1.57	10.42	2023	3,114	9	4,744.74	37,052.40	1.325	1.95	50205010
15,878,748	0.480	---	---	---	10/07/2006	22/03/2004	---	DOMIKI KRITIS SA (CR)	3.4	1.64 P	3.345	08/08/2024	3.4	3.4	3.4	3.4	3.4	200@3.23	245@3.39	---	---	5	1	17.00	53,987.74	3.07	4.88	50101010
34,720,000	0.310	---	---	---	16/06/2010	01/08/2007	---	DROMEAS SA (CR)	0.306	3.38 P	0.296	08/08/2024	0.299	0.299	0.306	0.306	0.302	3100@0.297	499@0.306	---	---	6,083	10	1,837.64	10,624.32	0.288	0.398	40202015
13,673,200	0.420	---	---	---	18/07/2008	26/07/2001	---	EVROFARMA SA (CR)	1.515	1.34 P	1.495	08/08/2024	1.505	1.505	1.54	1.515	1.521	250@1.47	220@1.51	---	---	3,091	27	4,700.60	20,714.90	1.2	1.94	45102020
22,500,000	0.260	(0.0203)	(0.04)	(0.06)	08/07/2024	24/07/2024	---	EKTER SA (CR)	1.944	-0.92 E	1.962	08/08/2024	1.962	1.944	2	1.944	1.983	200@1.92	2@1.94	---	---	16,058	81	31,841.18	43,740.00	1.76	2.38	50101010
18,410,839	1.00	0.262	0.202	---	23/08/2023	10/09/2010	---	ELASTRON (CR)	2.1	1.45 P	2.07	08/08/2024	2.1	2.1	2.1	2.1	2.1	125@2.05	549@2.10	---	---	111	3	233.10	38,662.76	1.98	2.84	55102010
23,828,130	0.500	0.0737	---	0.108	15/07/2024	17/02/2009	---	ELINOIL S.A. (CR)	2.03	-0.49 E	2.04	08/08/2024	2.04	2	2.04	2.03	2.023	90@2.03	182@2.04	---	---	3,680	25	7,446.08	48,371.10	1.91	2.94	60101020
19,864,886	5.60	0.672	0.672	0.672	18/04/2024	02/07/2008	---	BANK OF GREECE (CR)	13.5	-0.37 E	13.55	08/08/2024	13.75	13.5	13.75	13.5	13.524	19@13.50	65@13.60	---	---	1,274	17	17,230.20	268,175.96	13.2	15.85	30101010
26,730,187	0.520	0.1	0.12	---	29/06/2023	01/08/2017	---	ELTON SA (CR)	1.698	-0.23 E	1.702	08/08/2024	1.702	1.68	1.702	1.698	1.69	400@1.66	2730@1.70	---	---	976	8	1,649.20	45,387.86	1.62	2.36	50205010
30,000,000	0.050	0.09	0.1	---	09/06/2023	11/06/2020	---	ENTERSOFT (CR)	8																			

Daily Official List

Year: 145 Trading Day No: 150

Section 2: Analytic Figures of Shares Transactions

Friday, 9 August, 2024

Number of Outstanding Securities	Nominal Value	Dividends [1]			Date of Last Coupon		Note	Shares	Closing price	% change	Previous closing price/date	Open price	Price min	Price max	Last price	Avg price	Last Bid [7]	Last Ask [7]	P/E after tax	Year	Volume	Trades	Transactions Value[8]	Company Mkt Value (thou. €)	Year low	Year high	Sector[4]		
		2021	2022	2023	Dividend [2]	Right																							
114,320,400	0.100	0.01	---	---	26/11/2021	05/08/2019	---	IKTINOS HELLAS SA (CR)	0.354	-0.28	€ 0.355	08/08/2024	0.355	0.347	0.355	0.354	0.349	240@0.349	4700@0.354	---	---	24,921	28	8,703.86	40,469.42	0.339	0.599	50101035	
9,046,132	0.450	---	0.02	0.02	18/07/2024	13/10/2014	---	ILYDA S.A. (CR)	1.62	---	↘ 1.62	08/08/2024	1.63	1.6	1.635	1.62	1.607	350@1.58	915@1.62	11.62	2023	1,957	17	3,145.53	14,654.73	1.29	2.02	10101015	
3,417,600	0.100	0.016	0.016	0.016	04/07/2024	02/04/2024	---	INTERWOOD-XYLEMPORIA (PR)	0.398	2.05	↗ P	0.39	0.398	0.39	0.398	0.39	0.397	2500@0.280	912@0.390	---	---	114	2	45.29	13,259.56	0.252	0.595	50101020	
45,417,399	0.100	---	---	---	25/07/2008	02/04/2024	---	INTERWOOD-XYLEMPORIA (CR)	0.262	0.77	↗ P	0.26	0.265	0.259	0.265	0.262	0.262	2000@0.259	900@0.261	---	---	23,340	17	6,116.06	13,259.56	0.25	0.3917	50101020	
18,567,912	0.590	0.24	---	0.16	03/07/2024	26/01/2021	---	INTERLIFE G.C.I.(CR)	4.88	-0.41	€	4.9	0.88	4.9	4.81	4.92	4.88	4.886	130@4.86	280@4.88	6.61	2023	2,803	22	13,694.82	90,611.41	4.55	5.4	30302025
8,424,900	0.500	---	---	---	12/07/2010	04/07/2019	---	INTERTECH SA (CR)	1.205	0.84	↗ P	1.195	0.88	1.195	1.21	1.205	1.18	241@1.16	48@1.21	20.89	2023	1,077	32	1,270.55	10,152.00	1.065	1.485	50205010	
19,804,134	0.150	---	---	---	01/07/2004	06/11/2017	---	KEKROPS SA (CR)	1.36	-0.37	€	1.365	0.88	1.36	1.36	1.36	1.342	120@1.33	130@1.37	-(6)-	2023	17,757	52	23,825.84	26,933.62	1.215	1.965	35101010	
40,219,218	0.260	---	---	---	29/08/2022	10/06/2019	---	KLOUKINAS - LAPPAS SA (CR)	1.36	---	↘	1.36	0.88	1.36	1.38	1.375	1.367	100@1.34	99@1.38	---	---	1,141	10	1,560.18	54,698.14	1.3	1.825	50101010	
11,510,102	0.890	---	---	---	24/06/2005	06/10/1999	---	NAFPAKTOS TEXTILE (CR)	0.866	1.88	↗ P	0.85	0.88	0.866	0.866	0.866	0.866	50@0.840	16@0.874	---	---	98	1	84.87	9,967.75	0.68	1.34	55101020	
21,224,340	0.420	0.02	---	---	06/09/2022	25/04/2006	---	KORDELLOS BROS SA (CR)	0.434	1.64	↗ P	0.427	0.88	0.418	0.438	0.434	0.432	670@0.421	1428@0.434	---	2023	6,793	34	2,936.13	9,211.36	0.412	0.684	55102010	
33,065,136	0.380	0.2001	0.2004	---	24/08/2023	16/09/2013	---	KRI-KRI S.A. (CR)	11.4	2.24	↗ P	11.15	0.88	11.4	11.1	11.55	11.4	11.377	500@11.05	500@11.50	11.68	2023	23,117	108	262,993.00	376,942.55	9.58	12.3	45102020
7,595,160	0.600	---	---	---	10/09/2019	18/08/2010	---	KIRIAKOULIS SHIPPING SA (CR)	1.15	---	↘	1.15	0.88	1.15	1.175	1.15	1.162	34@1.11	4499@1.15	---	---	2,017	14	2,343.86	8,734.43	0.95	1.65	40501015	
6,200,000	0.500	---	---	---	22/06/2010	01/11/1995	---	MINERVA KNITWEAR (CR)	0.535	-3.60	€	0.555	0.88	0.55	0.535	0.535	0.535	250@0.530	20@0.565	---	---	1,800	7	963.45	3,317.00	0.456	0.98	40204020	
5,939,268	0.620	---	---	---	10/07/2003	03/01/2002	---	LANAKAM SA (CR)	0.905	2.26	↗ P	0.885	0.88	0.835	0.905	0.905	0.839	7@0.855	80@0.905	---	---	902	7	756.85	5,375.04	0.825	1.18	40401020	
30,150,000	0.360	0.0401	0.0908	0.122	28/05/2024	25/04/2019	---	MOTODYNAMICS S.A. (CR)	2.675	1.13	↗ P	2.645	0.88	2.65	2.65	2.68	2.675	2.671	250@2.61	100@2.68	---	---	5,559	25	14,848.36	80,651.25	2.12	3.34	40401030
43,200,000	1.00	0.0824	---	---	07/09/2022	13/09/2023	---	MPLK KEDROS (CR)	3.54	0.28	↗ P	3.53	0.88	3.53	3.54	3.54	3.539	1000@3.45	680@3.54	---	---	4,000	11	14,156.50	152,928.00	3.2	3.54	35102000	
8,321,682	0.670	---	---	---	17/08/2007	23/11/1999	---	N. LEVENTERIS (CR)	0.28	---	↘	0.28	0.88	---	---	---	---	3000@0.200	445@0.284	---	2023	---	---	---	---	2,926.38	0.2	0.4	55102010
2,160,524	0.670	---	---	---	03/12/2018	23/11/1999	---	N. LEVENTERIS (PR)	0.276	---	↘	0.276	0.88	---	---	---	---	3000@0.200	1140@0.290	---	2023	---	---	---	---	2,926.38	0.242	0.41	55102010
126,431,958	2.50	---	---	0.025	19/06/2024	05/06/2024	---	NOVAL PROPERTY REIC (CR)	2.685	0.56	↗ P	2.67	0.88	2.68	2.66	2.685	2.685	2.673	698@2.66	10@2.69	---	---	7,760	25	20,745.54	339,469.81	2.5	2.82	35102045
10,080,000	3.00	1.5	1.45	1.3	14/05/2024	27/08/2001	---	TPA SA (CR)	21	---	↘	21	0.88	20.8	20.8	21.2	21	20.971	130@20.70	315@21.00	---	---	540	11	11,324.50	211,680.00	20.2	23.5	50206060
25,000,000	2.00	0.628	1.04	1.336	29/07/2024	08/08/2003	---	P.P.A. S.A. (CR)	25.4	-1.74	€	25.85	0.88	25.75	25.25	26	25.4	25.568	12@25.45	100@25.70	9.50	2023	10,811	232	276,415.75	635,000.00	23.3	28.8	50206060
4,971,466	1.46	---	---	---	04/07/2007	08/10/2003	---	PAIRIS SA (CR)	1.02	2.00	↗ P	1	0.88	1.015	1.015	1.04	1.02	1.016	939@0.918	520@1.02	---	---	774	14	786.14	5,070.90	0.98	1.71	50203030
27,098,594	0.540	0.05	0.0401	0.0702	19/04/2024	14/01/2021	---	PAPOUTSANIS (CR)	2.34	-1.68	€	2.38	0.88	2.38	2.34	2.38	2.34	2.368	300@2.23	1100@2.35	15.54	2023	2,614	18	6,190.52	63,410.71	2.2	2.73	45201020
7,070,400	0.930	0.3242	0.2593	0.8645	15/04/2024	06/05/2016	---	PETROPOULOS PETROS (CR)	8.2	1.24	↗ P	8.1	0.88	8.12	8.08	8.4	8.2	8.222	200@8.16	180@8.20	---	---	5,730	47	47,109.88	57,977.28	7.78	10.65	50206015
43,741,452	0.660	0.2723	0.2629	0.2388	03/06/2024	01/11/1999	---	THRACE PLASTICS SA (CR)	3.99	-0.12	€	3.995	0.88	4	3.96	4	3.99	3.985	100@3.96	146@3.99	---	---	9,253	48	36,868.82	174,528.39	3.77	4.595	50203015
21,912,599	0.300	---	0.048	0.0485	20/05/2024	23/02/2007	---	REVOIL (CR)	1.735	-2.53	€	1.78	0.88	1.785	1.73	1.8	1.735	1.742	1803@1.74	100@1.77	---	---	4,622	40	8,053.01	38,018.36	1.49	2.15	60101020
13,582,223	1.35	---	---	---	24/06/2008	02/02/2016	---	SIDMA STEEL (CR)	1.62	1.89	↗ P	1.59	0.88	1.59	1.63	1.62	1.605	69@1.62	100@1.65	---	---	1,881	9	3,019.22	22,003.20	1.465	2.4	55102010	
40,693,350	5.00	---	---	---	03/07/2006	26/05/2015	---	TECHNICAL OLYMPIC SA (CR)	2.38	0.85	↗ P	2.36	0.88	2.37	2.34	2.4	2.38	2.365	100@2.32	5@2.38	---	---	1,391	45	3,289.36	96,850.17	2.25	3.05	40202010
3,048,000	0.300	---	---	---	06/07/2007	01/06/2021	---	TZIRAKIAN PROFIL (CR)	1.285	0.78	↗ P	1.275	0.88	1.325	1.28	1.28	1.301	1370@1.28	380@1.30	---	2023	1,270	10	1,651.65	3,916.68	1.225	1.925	55102010	

Main Market - Low Liquidity Class

14,000,000	1.95	3.42	0.26	0.26	05/08/2024	26/03/2024	---	ALPHA REAL ESTATE (CR)	6.78	-0.29	€	6.8	0.88	6.8	6.6	6.9	6.8	6.748	60@6.72	196@6.82	---	---	232	12	1,565.50	94,920.00	6.22	11.75	35101015
50,014,177	0.050	---	---	---	04/06/2008	27/03/2023	---	ATTICA BANK S.A. (CR)	8.42	2.68	↗ P	8.2	0.88	8.2	8.2	8.56	8.4	8.393	262@8.30	51@8.40	---	---	2,043	48	17,146.36	421,119.37	7.8	15	30101010
178,157,803	0.040	---	---	---	01/07/2008	21/02/2020	---	AVE (CR)	0.451	---	↘	0.451	0.88	0.44	0.44	0.454	0.454	0.45	590@0.456	600@0.456	---	---	700	5	314.70	80,349.17	0.42	0.542	40301010
11,869,224	0.540	0.136	0.15	0.15	02/07/2024	30/08/2019	---	FLEXOPACK SA (CR)	7.9	---	↘	7.9	0.88	---	---	---	---	1000@7.70	1250@7.90	---	---	---	---	---	---	93,766.87	7.5	8.65	50203030
468,700	3.42	4.06	2.8	13/06/2024	21/05/2004	---	MERMEREN KOMB. A.D. PR. (GDR)	46.6	---	↘	46.6	0.88	---	---	---	---	---	---	10@46.20	1.59	2023	---	---	---	---	21,841.42	38	50	55102000
31,317,025	0.400	---	---	---	26/04/2007	10/05/2023	---	MIG (CR)	3.485	2.05	↗ P	3.415	0.88	3.4	3.4	3.54	3.485	3.462	15@3.40	50@3.58	---	---	954	28	3,302.64	109,139.83	3.3	4.9	30202000
244,737,498	0.500	0.02	0.03	0.02	05/07/2024	28/12/2023	---	TRASTOR REAL EST. INV. CO.(CR)	1.16	---	↘	1.16	0.88	---	---	---	---	2600@1.10	395@1.24	---	---	---	---	---	---	283,895.50	1.1	1.42	35102000
13,000,000	0.650	---	---	---	01/08/2007	07/04/2000	5093																						

Number of Outstanding Securities	Nominal Value	Dividends [1]			Date of Last Coupon		Note	Shares	Closing price	% change	Previous closing price/date	Open price	Price min	Price max	Last price	Avg price	Last Bid [7]	Last Ask [7]	P/E after tax	Year	Volume	Trades	Transactions Value[8]	Company Mkt Value (thou. €)	Year low	Year high	Sector[4]		
		2021	2022	2023	Dividend [2]	Right																							
15,300,000	0.300	---	---	---	30/07/2009	13/12/1999	---	ATTICA PUBLICATIONS SA (CR)	0.418	---	0.418	08/08/2024	---	---	---	---	---	1850@0.400	---	---	---	---	---	6,395.40	0.292	0.456	40301030		
18,810,000	0.400	---	---	---	08/07/2010	14/11/2007	---	VARVERIS - MODA BAGNO SA (CR)	3.47	0.58	P	3.45	08/08/2024	3.47	3.45	3.49	3.46	3.467	135@3.17	450@3.39	---	---	335	5	1,161.42	65,270.70	1.9	3.89	40401025
15,000,000	0.300	---	---	---	06/07/2007	18/07/2000	---	DAIOS PLASTICS SA (CR)	3.28	---	---	3.28	08/08/2024	---	---	---	---	50@3.04	280@3.26	---	---	---	---	---	49,200.00	3.04	4.18	50203015	
3,307,500	0.210	---	0.4	---	13/10/2023	30/11/2022	---	ELVE SA (CR)	5.3	---	---	5.3	08/08/2024	---	---	---	---	300@5.40	50@5.55	9.90	2023	---	---	---	17,529.75	4.7	5.65	40204020	
86,735,980	0.310	---	---	0.02	22/07/2024	07/09/2023	---	ATHENS MEDICAL CENTER SA (CR)	1.565	---	---	1.565	08/08/2024	1.59	1.565	1.595	1.565	1.581	300@1.53	280@1.58	---	---	184	6	290.98	135,741.81	1.45	2.03	20101025
2,760,000	11.83	11	11.8	12.4	03/06/2024	16/07/1990	---	KARELIA (CR)	330	---	---	330	08/08/2024	---	---	---	---	2@330.00	19@344.00	---	---	---	---	---	910,800.00	324	350	45103010	
6,700,000	0.800	0.047	0.047	0.047	23/07/2024	29/05/2014	---	MILLS KEPENOS (CR)	1.65	---	---	1.65	08/08/2024	---	---	---	---	340@1.57	107@1.80	17.72	2023	---	---	---	11,055.00	1.6	2.26	45102020	
18,017,472	0.360	---	---	---	09/09/2022	28/08/2017	---	KTIMA KOSTAS LAZARIDIS SA (CR)	1.75	-3.85	G	1.82	08/08/2024	1.76	1.75	1.76	1.75	1.752	1200@1.75	200@1.76	---	---	1,000	3	1,752.00	31,530.58	1.6	1.9	45101015
21,364,000	1.12	---	0.4	---	21/08/2023	08/03/2023	---	LAMPASA HOTEL SA (CR)	38.2	1.60	P	37.6	08/08/2024	38	38	38.2	38.2	38.173	125@38.00	65@38.80	---	---	75	2	2,863.00	816,104.80	28.4	39.8	40501025
9,819,370	0.500	---	---	---	14/08/2007	09/01/2004	---	MATHIOS REFRACTORY SA (CR)	0.704	---	---	0.704	08/08/2024	---	---	---	---	190@0.640	130@0.720	---	---	---	---	---	6,912.84	0.7	1.3	55101000	
32,188,050	1.04	---	---	---	21/07/2008	20/01/2000	---	MOUZAKIS (CR)	0.605	---	---	0.605	08/08/2024	---	---	---	---	200@0.600	85@0.640	---	---	---	---	---	19,473.77	0.6	0.92	55101020	
6,340,000	0.600	0.17	0.1	0.2	11/12/2023	11/01/2024	---	NAKAS MUSIC	2.76	---	---	2.76	08/08/2024	2.88	2.86	2.88	2.86	2.87	624@2.64	119@2.86	---	---	8	3	22.96	17,498.40	2.5	3.16	40401030
27,379,200	0.980	---	0.45	0.5001	01/08/2024	29/08/2022	---	CRETE PLASTICS SA (CR)	14.8	---	---	14.8	08/08/2024	14.8	14.8	14.8	14.8	14.8	37@14.80	250@14.90	---	---	281	3	4,158.80	405,212.16	14.4	16.4	50203015
255,494,534	2.71	0.279	0.255	0.247	14/06/2024	30/09/2021	---	PRODEA (CR)	7.15	---	---	7.15	08/08/2024	6.55	6.55	6.55	6.55	6.55	850@6.55	600@7.10	---	---	100	1	655.00	1,826,785.92	6.5	8	35102000
4,181,450	0.500	---	---	---	21/08/2000	05/03/2002	---	FLOUR MILLS SARANTOPOULOS SA	1.07	---	---	1.07	08/08/2024	---	---	---	---	---	598@1.17	---	---	---	---	---	4,474.15	0.965	1.17	45102020	
8,340,750	1.16	---	---	---	25/06/2009	17/09/2018	---	HAIDEMENOS SA (CR)	0.64	---	---	0.64	08/08/2024	0.58	0.58	0.58	0.58	0.58	57@0.595	44@0.630	---	2023	33	1	19.14	5,338.08	0.555	0.92	50205030

Exchange Traded Funds (ETFs)

971,502	---	---	---	---	15/06/2016	---	ALPHA ETF FTSE Athex Large Cap	33.7	0.34	P	33.585	08/08/2024	33.585	33.585	33.96	33.7	33.748	15@33.68	500@33.70	---	---	562	34	18,966.13	---	31.58	38	12003
---------	-----	-----	-----	-----	------------	-----	--------------------------------	------	------	---	--------	------------	--------	--------	-------	------	--------	----------	-----------	-----	-----	-----	----	-----------	-----	-------	----	-------

Surveillance

89,078,604	0.040	---	---	---	07/07/2010	16/01/2024	5160	FRIGOGLASS SA (CR)	0.212	---	---	0.212	08/08/2024	0.216	0.212	0.216	0.212	0.212	700@0.212	17000@0.216	---	2023	10,500	9	2,228.00	18,884.66	0.2	0.44	50204000
65,326,268	0.530	---	---	---	04/07/2007	19/07/2006	4750	SATO SA (CR)	0.028	---	---	0.028	08/08/2024	0.0285	0.0285	0.0285	0.0285	0.029	---	17597@0.029	---	---	6,263	3	178.50	1,829.14	0.027	0.067	40202015
13,191,620	0.620	---	---	---	04/08/2010	09/09/2002	5232	YALCO - CONSTANTINOU (CR)	0.162	---	---	0.162	08/08/2024	---	---	---	---	---	850@0.162	---	---	---	---	---	---	2,137.04	0.146	0.208	40202020
17,579,754	4.16	---	---	---	18/08/2006	02/08/2010	---	BIOTER SA (CR)	0.238	---	---	0.238	08/08/2024	0.238	0.238	0.238	0.238	0.238	500@0.238	1000@0.260	---	---	7,000	4	1,666.00	4,183.98	0.2	0.436	50101010
54,654,600	0.050	---	---	---	01/07/1998	30/12/2022	5275	VIS SA (CR)	0.142	---	---	0.142	08/08/2024	0.14	0.14	0.14	0.14	0.14	2500@0.132	26@0.140	---	2023	459	1	64.26	7,760.95	0.14	0.288	50203030
51,754,364	0.300	---	---	---	23/12/2003	24/01/2007	5197	SELECTED TEXT. IND. ASSOC (CR)	0.12	---	---	0.12	08/08/2024	---	---	---	---	---	500@0.109	3252@0.120	---	---	---	---	---	6,210.52	0.108	0.164	55101020
15,842,391	1.51	---	---	---	15/07/2009	12/05/2000	5141	BITROS HOLDING SA (CR)	0.68	---	---	0.68	08/08/2024	0.68	0.68	0.68	0.68	0.68	205@0.685	3796@0.700	---	---	1,569	4	1,066.92	10,772.83	0.41	0.755	55102010
24,319,250	0.300	---	---	---	09/07/2002	04/07/2007	5165	PROODEFTIKH SA (CR)	0.22	3.77	P	0.212	08/08/2024	0.22	0.22	0.22	0.22	0.22	200@0.218	200@0.220	---	---	8,750	27	1,925.00	5,350.24	0.2	0.4	50101010
28,438,268	0.070	---	---	---	21/08/2006	24/11/1999	5253	SPIROYR AGRICULTURE SA (CR)	0.145	---	---	0.145	08/08/2024	0.14	0.14	0.14	0.14	0.14	---	9500@0.140	---	---	500	1	70.00	4,123.55	0.131	0.252	45102010
1,011,000	1.00	---	---	---	01/07/2004	11/12/2012	5193	TRIA ALFA SA (CR)	5.1	---	---	5.1	08/08/2024	---	---	---	---	---	100@4.70	175@5.00	---	2023	---	---	---	5,156.10	5.05	8.95	55101020

Suspension Status

12,417,000	0.310	---	---	---	27/08/2019	28/08/2017	5233	MLS MULTIMEDIA SA (CR)	0.57	---	---	0.57	12/05/2020	---	---	---	---	---	---	---	---	---	---	---	---	7,077.69	0.57	0.57	10101015
6,330,002	0.300	---	---	---	25/06/2002	15/03/2019	5278	VARVRESSOS (CR)	0.24	---	---	0.24	02/05/2023	---	---	---	---	---	---	---	---	---	---	---	---	1,519.20	0.24	0.24	55101020
3,961,300	1.28	---	---	---	29/06/2004	03/08/2000	5248	DUROS SA (CR)	0.25	---	---	0.25	24/04/2023	---	---	---	---	---	---	---	---	---	---	---	---	990.33	0.25	0.25	40204020
7,125,216	0.650	---	---	---	01/07/2005	14/12/1999	4955	KRE.KA SA (CR)	0.28	---	---	0.28	06/04/2023	---	---	---	---	---	---	---	---	---	---	---	---	1,995.06	0.28	0.28	45102010
7,734,375	1.00	---	---	---	09/07/2007	07/01/2011	5277	LIVANIS SA (CR)	0.125	---	---	0.125	28/04/2023	---	---	---	---	---	---	---	---	---	---	---	---	966.80	0.125	0.125	40301030
10,203,575	0.730	---	---	---	16/07/2007	18/10/1999	---	FIERATEX SA (CR)	0.359	---	---	0.359	30/04/2024	---	---	---	---	---	---	---	---	---	---	---	---	3,663.08	0.335	0.538	55101020

Shares' Notes

Code	Note text
()	- Adjusted dividends.
*	- Last adjusted closing price.
[1]	- Net dividends.
[2]	- The "Date of Last Coupon" for New listings refers to the date company's stocks started to trade in Athex
[3]	- The Company Market Value is referred to the number of outstanding shares
[4]	- Sectors codification can be found in Appendix A
[5]	- The Market Value refers to the total number of shares listed (including their several classes) in the exchange by the company.
[6]	- P/E greater than 100
[7]	- Last view of the Order Book before the end of the trading session
[8]	- All Blocks Methods' Transactions Value are included.
4750	- Transfer to the Under Surveillance Category from 8/4/2011.
4955	- Transfer to the Surveillance Category as from 5/4/2013.
5093	- Transfer to the Surveillance Category as of 8/4/2015.
5141	- Transfer to the Surveillance Category as of 10/05/2017.
5160	- Transfer to the Surveillance Category as of 15/04/2016.
5165	- Transfer to the Surveillance Category as of 15/02/2018.
5193	- Transfer to the Surveillance Category as of 25/10/2018.
5197	- Transfer to the Surveillance Category as of 07/11/2018.
5232	- Transfer to the Under Surveillance Category from 08/04/2011.
5233	- Suspension of trading as of 13/05/2020.
5248	- Transfer to the Surveillance Category as of 06/09/20116.
5253	- Transfer to the Surveillance Category as of 14/5/2021.
5275	- Transfer to the Surveillance Category as of 09/07/2020.
5277	- Suspension of trading as of 02/05/2023.
5278	- Suspension of trading as of 03/05/2023.

Securities Blocks Details

Securities	Block Volume	Price	Block Trade Value	Time of approval	Note
OTE (CR)	52,558	14.56	765,244.48	10:44:06	20
VIOHALCO SA/NV (CB)	3,665	5.32	19,492.30	10:57:10	14
OTE (CR)	100,000	14.56	1,456,000.00	11:02:43	20
JUMBO SA (CR)	50,000	22.38	1,119,000.00	11:05:50	20
INTRALOT (CR)	500,000	1.13	564,000.00	11:44:38	20
GR. SARANTIS S.A. (CR)	21,476	10.52	225,927.52	11:54:22	20
OTE (CR)	46,000	14.53	668,150.00	12:00:32	20
INTRAKAT (CR)	11,997	4.83	57,913.12	13:40:36	14
VIOHALCO SA/NV (CB)	2,335	5.31	12,390.91	13:44:35	14
OTE (CR)	106,264	14.41	1,531,264.24	17:13:59	20

Blocks Notes

9 - Method 6-1 / Special Fees

10 - Method 6-1 / Special Fees, SDS

14 - Method 6-3 / Settlement, Incomplete Buy and Sell

18 - Method 6-2 / SPOT 1

19 - Method 6-2 / SPOT 2

20 - Method 6-1 and Method 6-1 Same Day Settlement

21 - Other Pre-agreed

Shares Rights Details

Occured date	Exercise from	Exercise until	Trading until	Rights	Price min	Price max	Closing price	Last Bid	Last Ask	Volume	Trades	Transactions Value
--------------	---------------	----------------	---------------	---------------	-----------	-----------	---------------	----------	----------	--------	--------	--------------------

No Rights Transactions.

Forced Sales Details

Securities	Category of Security	Transactions Volume	Number of Trades	Transactions Value	Note
------------	----------------------	------------------------	---------------------	-----------------------	------

No Forced Transactions.

Forced Sales Notes

- 1 - Compulsory Public Forced Sales
- 2 - Forced Sales of Fixed Registered Shares
- 3 - Forced Sales of Remaining Fractional Shares

Exchange Traded Funds (ETFs) Characteristics

	Transactions Date (T)	Creation / Redemption	Units (T-1)	New Units (T-1)	Redemption Units (T-1)	Units (T) [1]	Fund Assets [2]	Net Unit Price	Dividend per Unit	Dividend Date
ALPHA ETF FTSE Athex Large Cap	09/08/2024	5,000	971,502	---	---	971,502	32,667,590.00	33.6259	1.35	01/07/2024

ETFs Notes

[1] - Units (T) = Units (T-1) + New Units (T-1) - Redemption Units (T-1)

[2] - The Creation / Redemption Units of T-1 are included.

Non Convertible Corporate Bonds - Regulated Market

Num Listed Bonds	Nominal price	Issue price	Today's Rate	Exp. Date	Duration (years)	Note	Coupon		Trading Unit	Corporate Bonds	Accrued Int.	Yield.T.Mat	Price min	Price max	Closing price	Previous closing price/date	Volume	Transactions Value	Last order		ear min	Year max		
							Common	Preferred											Price	Buy / Sell			Date	
130,000	1,000.00	1,000.00	6.00	27/02/2029	5	---	1	---	1	INTRALOT S.A. (Non Convertible)	28.0000	5.6940	100.5500	100.5500	100.5500	100.5600	08/08/2024	1,000	1,033.50	100.7500	B	39/08/2024	100.0050	101.9000
320,000	1,000.00	1,000.00	3.40	21/07/2027	7	---	9	---	1	LAMDA DEVELOPMENT S.A. (Non Convertible)	2.0778	3.9680	96.2000	96.9999	96.9999	96.6000	08/08/2024	55,000	53,131.48	96.2511	B	39/08/2024	92.0000	98.0000
200,000	1,000.00	1,000.00	2.10	27/10/2027	7	---	8	---	1	O.P.A.P. S.A. (Non Convertible)	6.1833	3.5250	94.5000	95.0000	95.0000	94.5990	08/08/2024	26,000	24,835.76	94.7000	B	39/08/2024	90.5800	96.6000
200,000	1,000.00	1,000.00	1.90	23/03/2028	7	---	7	---	1	MOTOR OIL CORINTH REFINERIES SA (Non Convertible)	7.3889	3.9460	92.0003	93.2300	92.6137	92.9000	08/08/2024	11,000	10,268.79	92.5001	B	39/08/2024	90.5000	93.4500
100,000	1,000.00	1,000.00	2.95	11/02/2027	5	---	5	---	1	SAFE BULKERS PARTICIPATIONS PLC (Non Convertible)	---	4.7540	95.0999	95.1000	95.1000	94.9770	08/08/2024	53,000	50,407.34	95.0100	B	39/08/2024	92.0000	97.0000
230,000	1,000.00	1,000.00	4.70	12/07/2029	7	---	5	---	1	LAMDA DEVELOPMENT S.A. (Non convertible)	4.1778	4.1220	100.2000	100.7000	100.7000	100.3620	08/08/2024	48,000	48,341.54	100.3000	B	39/08/2024	97.0000	101.5000
100,000	1,000.00	1,000.00	4.40	26/07/2029	7	---	5	---	1	CPLP SHIPPING HOLDINGS PLC (Non Convertible)	2.2000	4.0330	100.0000	100.0000	100.0000	99.8570	08/08/2024	2,000	2,004.40	99.8600	B	39/08/2024	95.0948	100.4999
199,375	1,000.00	1,000.00	3.60	12/03/2026	7	---	11	---	1	AEGEAN AIRLINES S.A. (Non Convertible)	15.4000	3.7750	98.6000	98.6000	98.6000	98.8510	08/08/2024	8,000	8,011.20	98.7000	B	39/08/2024	97.1458	99.6000
150,000	1,000.00	1,000.00	2.60	22/10/2026	7	---	10	---	1	TERNA ENERGY FINANCE S.A. (Non Convertible)	8.1611	3.8170	96.0000	97.7999	96.5000	96.5000	08/08/2024	25,000	24,247.93	96.0100	B	39/08/2024	92.8293	97.9000
500,000	1,000.00	1,000.00	2.75	03/07/2027	7	---	9	---	1	GEK TERNA S.A. (Non Convertible)	3.1319	4.3390	94.3000	95.1999	94.5636	94.7500	08/08/2024	83,000	78,744.96	94.3501	B	39/08/2024	91.5500	95.8999
200,000	1,000.00	1,000.00	4.25	23/01/2029	5	---	2	---	1	AUTOHELLAS S.A. (Non Convertible)	2.4792	4.2170	99.5000	100.0000	99.7500	99.2570	08/08/2024	3,000	2,999.94	100.0000	B	39/08/2024	97.5000	101.0000
120,000	1,000.00	1,000.00	3.95	04/04/2025	7	---	13	---	1	GEK TERNA S.A. (Non Convertible)	14.3736	3.2350	99.9300	99.9300	99.9300	99.9400	08/08/2024	17,000	17,232.45	99.5510	B	39/08/2024	98.1282	100.1000
100,000	1,000.00	1,000.00	2.70	25/05/2026	5	---	7	---	1	COSTAMARE PARTICIPATIONS PLC (Non Convertible)	5.8500	4.2190	96.6200	98.7500	96.8108	98.8000	08/08/2024	24,000	23,375.00	96.6411	B	39/08/2024	94.2567	99.2686
300,000	1,000.00	1,000.00	2.30	20/07/2028	7	---	7	---	1	PRODEA REIC S.A.(Non Convertible)	1.4056	4.5600	90.8000	91.5000	91.2500	91.0000	08/08/2024	33,000	30,087.38	91.0000	B	39/08/2024	86.1234	92.3500
150,000	1,000.00	1,000.00	2.65	22/10/2026	5	---	6	---	1	CPLP SHIPPING HOLDINGS PLC (Non Convertible)	8.3181	4.5280	95.5000	95.5000	95.5000	95.9000	08/08/2024	5,000	4,816.59	95.3001	B	39/08/2024	93.0000	95.9000
250,000	1,000.00	1,000.00	2.45	16/11/2028	7	---	6	---	1	ELVALHALCOR S.A. (Non Convertible)	6.0569	3.5270	94.7500	97.3000	95.0533	94.7000	08/08/2024	49,000	46,872.89	92.6000	B	39/08/2024	88.4206	97.3000
120,000	1,000.00	1,000.00	2.65	06/12/2028	7	---	6	---	1	NOVAL PROPERTY REIC (Non Convertible)	5.0056	3.9700	92.3000	93.9997	93.9997	92.8000	08/08/2024	49,000	45,765.27	92.8600	B	39/08/2024	88.5000	94.2749
300,000	1,000.00	1,000.00	2.30	14/12/2028	7	---	6	---	1	GEK TERNA S.A. (Non Convertible)	3.8333	4.1560	92.0000	92.2000	92.1216	91.5000	08/08/2024	51,000	47,177.50	91.5003	B	39/08/2024	86.5021	92.7400

Corporate Bonds Notes

Transactions Volume = (Pieces) * (Nominal Price). Transactions Value = (Pieces) * (Nominal Price) * (price %) + (Accrued interest).

The price of a Bond is stated as a percentage (%) of Bond's Nominal Price.

Nominal Price in Euros (€), except if it is noted differently.

Non Convertible Corporate Bonds - Regulated Market

Num Listed Bonds	Nominal price	Issue price	Today's Rate	Exp. Date	Duration (years)	Note	Coupon		Trading Unit	Corporate Bonds	Accrued Int.	Yield.T.Mat	Price min	Price max	Closing price	Previous closing price/date	Volume	Transactions Value	Last order			ear min	Year max	
							Common	Preferred											Price	Buy / Sell	Date			
100,000	1,000.00	1,000.00	2.80	25/01/2027	5	---	6	---	1	PREMIA S.A. (Non Convertible)	1.4778	4.9330	94.4667	94.4667	94.4667	94.5580	08/08/2024	5,000	4,730.72	93.5504	B	09/08/2024	90.9974	97.8048
500,000	1,000.00	1,000.00	4.00	10/07/2030	7	---	3	---	1	METLEN ENERGY & METALS S.A. (Non Convertible)	3.7778	3.7740	100.0000	100.5600	100.2939	100.5600	08/08/2024	277,000	278,860.47	100.2901	B	09/08/2024	98.3001	101.5000
100,000	1,000.00	1,000.00	5.50	15/12/2028	5	---	2	---	1	IDEAL HOLDINGS S.A. (Non Convertible)	8.7083	4.9870	101.1000	101.8000	101.2000	100.8730	08/08/2024	54,000	55,158.25	101.2000	B	09/08/2024	100.6502	104.1000

Corporate Bonds Notes

Transactions Volume = (Pieces) * (Nominal Price). Transactions Value = (Pieces) * (Nominal Price) * (price %) + (Accrued interest).

The price of a Bond is stated as a percentage (%) of Bond's Nominal Price.

Nominal Price in Euros (€), except if it is noted differently.

Government Bonds

Number Listed Bonds	Nominal price	Today's Rate	Accrued Interest Calc	Exp. Date [1]	Duration (years)	Note	Coupons Date	Curr. coupon value	Trading Unit	Government Bonds	Price min	Price max	Closing price	Previous closing price/date	Volume	Transactions Value	Price	Last order Buy / Sell	Date
3,000,000	1,000.00	4.13	Actual/Actual	15/06/2054	30	---	15/06	4.13	1	GGB-FXD-150654-30Y-4.125-1.000	---	---	---	---	---	---	---	---	---
4,700,000	1,000.00	1.88	Actual/Actual	04/02/2035	15	---	04/02	1.88	1	GGB-FXD-040235-15Y-1.875-1.000	---	---	---	---	---	---	---	---	---
6,000,000	1,000.00	0.75	Actual/Actual	18/06/2031	10	---	18/06	0.75	1	GGB-FXD-180631-10Y-0.750-1.000	---	---	---	---	---	---	---	---	---
3,600,000	1,000.00	3.88	Actual/Actual	15/06/2028	5	---	15/06	3.88	1	GGB-FXD-150628-05Y-3.875-1.000	---	---	---	---	---	---	---	---	---
5,962,747,327	1.00	3.75	Actual/Actual	30/01/2028	10	---	/02 - 01/02 - 31/	3.75	1	GGB-FXD-300128-10Y-3.750-1.000	---	---	---	85.4610 13/07/2018	---	---	1.0000	B	28/11/2018
7,067,309,386	1.00	3.90	Actual/Actual	30/01/2033	15	---	/02 - 01/02 - 31/	3.90	1	GGB-FXD-300133-15Y-3.900-1.000	---	---	---	78.6730 13/07/2018	---	---	1.0000	B	28/11/2018
5,622,848,349	1.00	4.00	Actual/Actual	30/01/2037	19	---	/02 - 01/02 - 31/	4.00	1	GGB-FXD-300137-19Y-4.000-1.000	---	---	---	77.0370 13/07/2018	---	---	1.0000	B	28/11/2018
5,476,770,669	1.00	4.20	Actual/Actual	30/01/2042	24	---	/02 - 01/02 - 31/	4.20	1	GGB-FXD-300142-24Y-4.200-1.000	---	---	---	77.7640 13/07/2018	---	---	1.0000	B	28/11/2018
4,450,000	1,000.00	3.38	Actual/Actual	15/06/2034	10	---	15/06	3.38	1	GGB-FXD-150634-10Y-3.375-1.000	---	---	---	---	---	---	---	---	---
40,248,141	1.00	4.30	Actual/Actual	24/02/2025	13	---	24/02	4.30	1	GGB-FXD-240225-13Y-2.000-1.000	---	---	---	10.0000 22/06/2015	---	---	---	---	---
59,586,043	1.00	4.30	Actual/Actual	24/02/2026	14	---	24/02	4.30	1	GGB-FXD-240226-14Y-2.000-1.000	---	---	---	10.0000 22/06/2015	---	---	---	---	---
41,118,344	1.00	4.30	Actual/Actual	24/02/2027	15	---	24/02	4.30	1	GGB-FXD-240227-15Y-2.000-1.000	---	---	---	10.0000 22/06/2015	---	---	---	---	---
45,137,734	1.00	4.30	Actual/Actual	24/02/2028	16	---	24/02	4.30	1	GGB-FXD-240228-16Y-2.000-1.000	---	---	---	10.0000 22/06/2015	---	---	---	---	---
61,768,888	1.00	4.30	Actual/Actual	24/02/2029	17	---	24/02	4.30	1	GGB-FXD-240229-17Y-2.000-1.000	---	---	---	10.0000 22/06/2015	---	---	---	---	---
54,567,744	1.00	4.30	Actual/Actual	24/02/2030	18	---	24/02	4.30	1	GGB-FXD-240230-18Y-2.000-1.000	---	---	---	10.0000 22/06/2015	---	---	---	---	---
37,541,515	1.00	4.30	Actual/Actual	24/02/2031	19	---	24/02	4.30	1	GGB-FXD-240231-19Y-2.000-1.000	---	---	---	10.0000 22/06/2015	---	---	---	---	---
37,558,317	1.00	4.30	Actual/Actual	24/02/2032	20	---	24/02	4.30	1	GGB-FXD-240232-20Y-2.000-1.000	---	---	---	10.0000 22/06/2015	---	---	---	---	---
37,473,732	1.00	4.30	Actual/Actual	24/02/2033	21	---	24/02	4.30	1	GGB-FXD-240233-21Y-2.000-1.000	---	---	---	10.0000 22/06/2015	---	---	---	---	---
33,888,293	1.00	4.30	Actual/Actual	24/02/2034	22	---	24/02	4.30	1	GGB-FXD-240234-22Y-2.000-1.000	---	---	---	10.0000 22/06/2015	---	---	---	---	---
35,177,800	1.00	4.30	Actual/Actual	24/02/2035	23	---	24/02	4.30	1	GGB-FXD-240235-23Y-2.000-1.000	---	---	---	10.0000 22/06/2015	---	---	---	---	---
35,547,268	1.00	4.30	Actual/Actual	24/02/2036	24	---	24/02	4.30	1	GGB-FXD-240236-24Y-2.000-1.000	---	---	---	10.0000 22/06/2015	---	---	---	---	---
40,246,306	1.00	4.30	Actual/Actual	24/02/2037	25	---	24/02	4.30	1	GGB-FXD-240237-25Y-2.000-1.000	---	---	---	10.0000 22/06/2015	---	---	---	---	---
37,643,952	1.00	4.30	Actual/Actual	24/02/2038	26	---	24/02	4.30	1	GGB-FXD-240238-26Y-2.000-1.000	---	---	---	10.0000 22/06/2015	---	---	---	---	---
36,977,100	1.00	4.30	Actual/Actual	24/02/2039	27	---	24/02	4.30	1	GGB-FXD-240239-27Y-2.000-1.000	---	---	---	10.0000 22/06/2015	---	---	---	---	---
41,615,000	1.00	4.30	Actual/Actual	24/02/2040	28	---	24/02	4.30	1	GGB-FXD-240240-28Y-2.000-1.000	---	---	---	10.0000 22/06/2015	---	---	---	---	---
42,227,208	1.00	4.30	Actual/Actual	24/02/2041	29	---	24/02	4.30	1	GGB-FXD-240241-29Y-2.000-1.000	---	---	---	10.0000 22/06/2015	---	---	---	---	---
68,288,487	1.00	4.30	Actual/Actual	24/02/2042	30	---	24/02	4.30	1	GGB-FXD-240242-30Y-2.000-1.000	---	---	---	10.0000 22/06/2015	---	---	---	---	---
4,250,000	1,000.00	3.88	Actual/Actual	12/03/2029	10	---	12/03	3.88	1	GGB-FXD-120329-10Y-3.875-1.000	---	---	---	---	---	---	100.0000	B	15/10/2019
4,500,000	1,000.00	0.00	Actual/Actual	12/02/2026	5	---	12/02	0.00	1	GGB-FXD-120226-05Y-3.000-1.000	---	---	---	---	---	---	---	---	---
2,209,163	1,000.00	3.38	Actual/Actual	15/02/2025	7	---	15/02	3.38	1	GGB-FXD-150225-07Y-3.375-1.000	---	---	---	---	---	---	---	---	---
964,000	1,000.00	3.25	Actual/Actual	20/03/2025	6	---	20/03	3.25	1	GGB-FXD-200325-06Y-3.250-1.000	---	---	---	---	---	---	---	---	---
2,100,000	1,000.00	3.55	Actual/Actual	20/03/2026	7	---	20/03	3.55	1	GGB-FXD-200326-07Y-3.550-1.000	---	---	---	---	---	---	---	---	---
5,500,000	1,000.00	1.50	Actual/Actual	18/06/2030	10	---	18/06	1.50	1	GGB-FXD-180630-10Y-1.500-1.000	---	---	---	---	---	---	---	---	---
3,500,000	1,000.00	4.38	Actual/Actual	18/07/2038	15	---	18/07	4.38	1	GGB-FXD-180738-15Y-4.375-1.000	---	---	---	---	---	---	---	---	---

Government Bonds Notes

Transactions Volume = (Pieces) * (Nominal Price). Transactions Value = (Pieces) * (Nominal Price) * (price %) + (Accrued interest).

The Value of current coupon for the issues with NV 0.01 euro refers to NV 100 euros

FLR: Floating Interest Rate.

[1] - The Expiration Date of the interest bearing period and the Date for coupon payment.

Government Bonds

Number Listed Bonds	Nominal price	Today's Rate	Accrued Interest Calc	Exp. Date [1]	Duration (years)	Note	Coupons Date	Curr. coupon value	Trading Unit	Government Bonds	Price min	Price max	Closing price	Previous closing price/date	Volume	Transactions Value	Price	Last order Buy / Sell	Date
40,000	1,000.00	4.67	FLR	Actual/360	18/09/2024	1	---	18/09 - 19/03	---	1	GGB-FLT-180924-01Y-4.670-1.000	---	---	---	---	---	---	---	---
5,364,250	1,000.00	3.25		Actual/Actual	20/03/2050	30	---	20/03	3.25	1	GGB-FXD-200350-30Y-3.250-1.000	---	---	---	---	---	---	---	---
3,924,361	1,000.00	2.00		Actual/Actual	22/04/2027	7	---	22/04	2.00	1	GGB-FXD-220427-07Y-2.000-1.000	---	---	---	---	---	99.9000	B	22/04/2020
2,500,000	1,000.00	1.88		Actual/Actual	23/07/2026	7	---	23/07	1.88	1	GGB-FXD-230726-07Y-1.875-1.000	---	---	---	---	---	---	---	---
4,900,000	1,000.00	4.25		Actual/Actual	15/06/2033	10	---	15/06	4.25	1	GGB-FXD-150633-10Y-4.250-1.000	---	---	---	---	---	---	---	---
3,500,000	1,000.00	1.88		Actual/Actual	24/01/2052	30	---	24/01	1.88	1	GGB-FXD-240152-30Y-1.875-1.000	---	---	---	---	---	---	---	---
3,700,000	1,000.00	1.75		Actual/Actual	18/06/2032	10	---	18/06	1.75	1	GGB-FXD-180632-10Y-1.750-1.000	---	---	---	---	---	---	---	---
2,200,000	1,000.00	1.13	FLR	Actual/360	15/12/2027	5	---	- 15/12 - 15/03 -	---	1	GGB-FLT-151227-05Y-1.130-1.000	---	---	---	---	---	102.1600	B	30/12/2022

Government Bonds Notes

Transactions Volume = (Pieces) * (Nominal Price). Transactions Value = (Pieces) * (Nominal Price) * (price %) + (Accrued interest).

The Value of current coupon for the issues with NV 0.01 euro refers to NV 100 euros

FLR: Floating Interest Rate.

[1] - The Expiration Date of the interest bearing period and the Date for coupon payment.

Treasury Bills & Zero Coupon Government Bonds

Issue Date	13-Week Maturity									26-Week Maturity									52-Week Maturity								
	Exp. Date	Initial Rate	Num Listed Bonds	Nominal price	Issue price	Last Trade Price	Last Trade Date	Volume Traded	Note	Exp. Date	Initial Rate	Num Listed Bonds	Nominal price	Issue price	Last Trade Price	Last Trade Date	Volume Traded	Note	Exp. Date	Initial Rate	Num Listed Bonds	Nominal price	Issue price	Last Trade Price	Last Trade Date	Volume Traded	Note
08/09/2023	---	---	---	---	---	---	---	---	---	---	---	---	---	---	---	---	---	---	06/09/2024	3.81	812,500	1,000.00	962.90	---	---	---	---
08/12/2023	---	---	---	---	---	---	---	---	---	---	---	---	---	---	---	---	---	---	06/12/2024	3.70	600,000	1,000.00	963.90	---	---	---	---
08/03/2024	---	---	---	---	---	---	---	---	---	---	---	---	---	---	---	---	---	---	07/03/2025	3.73	812,500	1,000.00	963.70	---	---	---	---
07/06/2024	---	---	---	---	---	---	---	---	---	---	---	---	---	---	---	---	---	---	06/06/2025	3.34	600,000	1,000.00	967.30	---	---	---	---

Bonds in Circulation	Currency / Min nominal traded Value	Coupons Payment Date	Current Coupon Value	Note	Coupon	Trading Unit	Issue Date	Duration (years)	Today's Interest	A.I.C in days	Bonds	Last price of previous days		Last Outcry in Cash (euro)		Trades in Pieces	Life min	Life Max	
												Price	Buy / Sell	Price	Buy / Sell				
Corporate Bonds in Foreign Currency and Euro																			
103,746	GBP / 10	01/12	0.25	---	65	1	01/12/1930	98	2.5	360	National Mortgage Bank	2.27	05/02/1996	2.27	S	05/02/1996	---	2.27	2.27
0	GBP / 10	01/12	0.25	---	67	1	01/12/1928	100	2.5	360	National Mortgage Bank	---	---	---	---	---	---	---	---

Government Bonds Notes

A.I.C: Accrued Interest Calculation base.

FLR: Floating Interest Rate.

The minimum tradeable Nominal Value for all Demeterialised Government Titles is 100 Euros.

(μτφρ-0)

Athex & ATHEXClear Members List

Member Name				Stock Market			Derivatives Market		ATHEXClear Member	
	Address	Phone	Fax	Market Member	Remote Member	Market Maker	Proprietary	Market Maker	General Clearing	Direct Clearing
A. SARRIS SECURITIES S.A.				a						
6, ΔΡΑΓΑΤΣΑΝΙΟΥ 6 ΑΘΗΝΑ	2103367700									
ΑΕΟΝIC SECURITIES C.I.F. P.L.C.				a						
, ΛΑΪΟΥ 6, ΓΡ. 301B, ANNA COURT	35725337600									
ALPHA BANK S.A.									a	
, ΣΤΑΔΙΟΥ 40 ΑΘΗΝΑ	2103260000									
ALPHA FINANCE INVESTMENT SERVICES SINGLE MEMBER SA				a		a	a	a		a
5, ΠΑΝΕΠΙΣΤΗΜΙΟΥ 45 ΑΘΗΝΑ	2103677400									
ARGUS STOCKBROKERS LTD				a	a		a			
25, 25 ΛΕΩΦΟΡΟΣ ΔΗΜΟΣΘΕΝΗ ΣΕΒΕΡΗ	0035722717000									
ATHLOS CAPITAL INVESTMENT SERVICES LTD					a					
, 17 STASINOU AVENUE, BEDIZIA TOWER, 6TH & 7TH FL.	35722110777									
ATLANTIC SECURITIES LTD				a	a					
37, ΠΡΟΔΡΟΜΟΥ 37	0035722445400									
AXON SECURITIES S.A.				a			a			
48, ΣΤΑΔΙΟΥ 48 ΑΘΗΝΑ	2103363800									
BETA SECURITIES S.A.				a		a	a			a
29, ΑΛΕΞΑΝΔΡΑΣ 29 ΑΘΗΝΑ	210 6478900									
BNP PARIBAS S.A.									a	
, ΛΑΜΨΑΚΟΥ 2 ΑΘΗΝΑ	2107468525									
BOFA SECURITIES EUROPE SA				a	a					
, 51 RUE LA BOÉTIE	+33 153655555									
CAPITAL SECURITIES S.A.				a			a			
58, ΜΗΤΡΟΠΟΛΕΩΣ 58 ΑΘΗΝΑ	2103369700									
CITIGROUP GLOBAL MARKETS EUROPE AG				a	a					
16, REUTERWEG 16	+49 691366-0									
CITIGROUP GLOBAL MARKETS LIMITED				a						
1, 33 CANADA SQUARE - CANARY WHARF	+44 02079864000									
CREDIT SUISSE BANK (EUROPE), S.A.				a						
, CALLE AYALA 42, 3A PLANTA-B MADRID	+34917916000									
CREDIT SUISSE SECURITIES (EUROPE) LIMITED				a						
1, ONE CABOT SQUARE LONDON	+44 2078888888									
CYCLOS SECURITIES S.A.				a			a			
39, ΧΑΡΙΛΑΟΥ ΤΡΙΚΟΥΠΗ 6-8-10 ΑΘΗΝΑ	2103364300									
DEUTSCHE BANK S.A.					a					
1, GREAT WINCHESTER STREET LONDON	+44 20 754 54209	00441133361437								
EUROBANK EQUITIES INVESTMENT FIRM SINGLE MEMBER SA				a		a	a	a		a
, ΦΙΛΕΛΗΝΩΝ 10 & ΞΕΝΟΦΩΝΤΟΣ 13 ΑΘΗΝΑ	2103720425									
EUROBANK S.A.									a	
, ΟΘΩΝΟΣ 8 ΑΘΗΝΑ	2144043907									
EUROCORP INVESTMENT SERVICES S.A.				a			a			a
14, ΠΛ.ΦΙΛΙΚΗΣ ΕΤΑΙΡΕΙΑΣ 14 ΑΘΗΝΑ	2107263600									
EUROTRUST INVESTMENT FIRM SA				a						
113, ΣΕΒΑΣΤΟΥΠΟΛΕΩΣ 113 ΑΘΗΝΑ	2103363100									
EUROXX SECURITIES S.A.				a		a	a	a		a
7, ΠΑΛΑΙΟΛΟΓΟΥ ΧΑΛΑΝΔΡΙ	(210)-6879400	(210)-6879401								
7, ΠΑΛΕΟΛΟΓΟΥ ΧΑΛΑΝΔΡΙ	+30 2106879400	210-6879401								
FREEDOM FINANCE EUROPE LTD				a	a					
, ΧΡΙΣΤΑΚΗ ΚΡΑΝΟΥ 20	035725257786									
G. A. PERVANAS SECURITIES- INVESTMENT SERVICES S.A.				a						
7-9, ΣΟΦΟΚΛΕΟΥΣ 7-9 ΑΘΗΝΑ	2103727200									
GLOBAL CAPITAL SECURITIES & FINANCIAL SERVICES LTD				a	a					
50, ΛΑΡΧΙΕΠΙΣΚΟΠΟΥ ΜΑΚΑΡΙΟΥ Γ50	0035722710710									
GREENPOST TRADING EUROPE LTD				a	a	a				
, ΚΙΜΩΝΟΣ 3, ACROPOLIS MANSIONS, 2ND FLOOR, FLAT/OFFICE 202	035722521389									
HELLENIC AMERICAN SECURITIES S.A.				a		a	a			a
27, ΑΝΔΡΕΑ ΠΑΠΑΝΔΡΕΟΥ 27 ΜΑΡΟΥΣΙ	2103311100									
HELLENIC BANK (INVESTMENTS) LTD					a					
, ΑVE.ΚΥΡΙΑΚΟΥ ΜΑΤΣΙ 31 - ΡΟ ΒΟΧ 24747 ΝΙΟΣΙΑ	+357 22500100	357 22500110								
HSBC CONTINENTAL EUROPE									a	
109-111, ΑΜΕΣΟΓΕΙΩΝ 109-111	2106960000									
INDEX SECURITIES S.A.				a						
6, ΔΡΑΓΑΤΣΑΝΙΟΥ 6 ΑΘΗΝΑ	2103213920									

Athex & ATHEXClear Members List

Member Name	Stock Market			Derivatives Market		ATHEXClear Member				
	Address	Phone	Fax	Market Member	Remote Member	Market Maker	Proprietary	Market Maker	General Clearing	Direct Clearing
J. CHR. MAVRIKIS SECURITIES S.A.				a						
5, ΣΟΦΟΚΛΕΟΥΣ 5 ATHINA	2103216730									
KAPPA SECURITIES S.A.				a			a			
15, ΒΑΛΑΩΡΙΤΟΥ 15 ATHINA	2103678600									
KARAMANOF SECURITIES & INVESTMENT SERVICES S.A.				a						
2, ΠΛ.ΑΓ.ΘΕΟΔΩΡΩΝ 2 ATHINA	2103212947									
LAIKI FINANCIAL SERVICES LTD					a					
26, AVE. VYRONOS NICOSIA	357 22367367	357 22718567								
LEON DEPOLAS SECURITIES S.A.				a		a	a			
1, ΧΡΗΣΤΟΥ ΛΑΔΑ 1 ATHINA	2103213276 -28									
MEGA EQUITY SECURITIES & FINANCIAL SERVICES PUBLIC LTD				a	a		a			
42-44, ΛΕΩΦ.ΓΡΙΒΑ ΔΙΓΕΝΗ 42-44	0035722711711									
MERIT SECURITIES S.A				a		a	a			a
5, ΣΟΦΟΚΛΕΟΥΣ 5 ATHINA	2141008814									
MERRILL LYNCH INTERNATIONAL				a						
2, 2 KING EDWARD STREET LONDON	+44 20276281000									
N. CHRYSOCHOIDIS STOCK BROKERAGE I.S.S.A.				a			a			a
7-9, ΣΟΦΟΚΛΕΟΥΣ 7-9 ATHINA	2103213913									
NATIONAL BANK OF GREECE S.A.				a		a	a		a	
86, ΑΙΟΛΟΥ STR. ATHINA	(210)-3341000	(210)-3228187								
68, ΑΚΑΔΙΜΙΑΣ STR. ATHINA	(210)-3328817	(210)-3328678								
NATIONAL SECURITIES SINGLE MEMBER SA				a		a	a	a		
66, ΛΕΩΦΟΡΟΣ ΑΘΗΝΩΝ 128-132 & ΙΦΙΓΕΝΙΑΣ ATHINA	2103328784									
NUNTIUS BROKERAGE AND INVESTMENT SERVICES SINGLE MEMBER S.A.				a			a			
6, ΔΡΑΓΑΤΣΑΝΙΟΥ 6 ATHINA	2103350599									
ONE PLUS CAPITAL LIMITED				a	a					
, 75 PRODROMOU AVENUE NICOSIA 1307	35722873760									
OPTIMA BANK S.A.				a		a	a	a	a	
, ΑΙΓΙΑΛΕΙΑΣ 32 & ΠΑΡΑΔΕΙΣΟΥ ΜΑΡΟΥΣΙ	210 8173000									
PANCRETA BANK S.A									a	
, ΙΚΑΡΟΥ 5	2810338746									
PANTELAKIS SECURITIES S.A.				a		a	a	a		
57, ΕΘΝΙΚΗΣ ΑΝΤΙΣΤΑΣΕΩΣ 57, ΚΤΙΠΙΟ Β CHALANDRI	2106965000									
PIRAEUS BANK S.A.				a			a		a	
, ΑΜΕΡΙΚΗΣ 4 ATHINA	2103335000									
PIRAEUS SECURITIES S. A.				a		a	a	a		a
10, ΣΤΑΔΙΟΥ 10 ATHINA	2103354100									
PROCHOICE SECURITIES LTD				a	a					
57, ΛΕΩΦ.ΣΠΥΡΟΥ ΚΥΠΡΙΑΝΟΥ 57, ΑΚΙΝΗΤΑ Φ	035724661192									
SHARELINK SECURITIES & FINANCIAL SERVICES LTD				a			a			
6, HOUSE-ΘΕΟΤΟΚΗ 6 ΜΕΓΑΡΟ ΕΛΛΗΝΑ	+357 22554200									
SOCIETE GENERALE S.A.				a	a		a			
, 17 COURS VALMY, CEDEX	+157290504									
SOLIDUS SECURITIES S.A				a			a			a
64, ΛΟΥΙΖΗΣ ΠΙΑΝΚΟΥΡ 64 ATHINA	2106900600									
ST. EM. LAVRENTAKIS SECURITIES S.A.				a						
7-9, ΣΟΦΟΚΛΕΟΥΣ 7-9 ATHINA	2103213336									
THE CYPRUS INVESTMENT & SECURITIES CORPORATION LTD				a	a					
154, 1 AG. PROKOPIOU & POSIDONOS 1ST FLOOR	0035722121700									
UBS EUROPE SE				a	a					
, OPERNTURM, BOCKENHEIMER LANDSTRASSE 2-4	496921790									
UBS LIMITED					a					
1, FINSBURY AVENUE LONDON	+44 2075687135									
VIGOR FINANCE INVESTMENT SERVICES S.A.				a			a			
, ΨΥΧΑΡΗ 14 Ν. PSYCHIKO	2106718400									

List of Stocks under Market Making operations

Securities	Market Maker	Start Market Making	Stock Category
MLS MULTIMEDIA SA (CR)			Suspension Status
	PIRAEUS SECURITIES S. A.	01/08/2019	
ALPHA ETF FTSE Athex Large Cap			Exchange Traded Funds (ETFs)
	ALPHA FINANCE INVESTMENT SERVICES SINGLE MEMBER SA	02/01/1900	
	NATIONAL SECURITIES SINGLE MEMBER SA	02/01/1900	
ADMIE (IPTO) HOLDING S.A. (CR)			Main Market
	EUROBANK EQUITIES INVESTMENT FIRM SINGLE MEMBER SA	24/05/2021	
	HELLENIC AMERICAN SECURITIES S.A.	09/03/2020	
	PIRAEUS SECURITIES S. A.	29/06/2017	
AEGEAN AIRLINES (CR)			Main Market
	EUROBANK EQUITIES INVESTMENT FIRM SINGLE MEMBER SA	22/09/2020	
ALPHA SERVICES HOLD (CR)			Main Market
	ALPHA FINANCE INVESTMENT SERVICES SINGLE MEMBER SA	29/02/2016	
	EUROBANK EQUITIES INVESTMENT FIRM SINGLE MEMBER SA	22/10/2006	
	GREENPOST TRADING EUROPE LTD	12/06/2023	
	HELLENIC AMERICAN SECURITIES S.A.	25/07/2014	
	LEON DEPOLAS SECURITIES S.A.	04/01/2016	
	MERIT SECURITIES S.A	03/09/2012	
	NATIONAL SECURITIES SINGLE MEMBER SA	02/01/1900	
	PIRAEUS SECURITIES S. A.	28/05/2009	
ALPHA TRUST HOLDINGS (CR)			Main Market
	EUROBANK EQUITIES INVESTMENT FIRM SINGLE MEMBER SA	06/02/2023	
	LEON DEPOLAS SECURITIES S.A.	04/01/2021	
ALUMIL (CR)			Main Market
	PIRAEUS SECURITIES S. A.	31/07/2023	
ANDROMEDA SA (CR)			Main Market
	BETA SECURITIES S.A.	15/02/2021	
	OPTIMA BANK S.A.	03/04/2023	
ATHENS INTL AIRPORT (CR)			Main Market
	PIRAEUS SECURITIES S. A.	03/06/2024	
ATTICA BANK S.A. (CR)			Main Market
	EUROXX SECURITIES S.A.	22/01/2016	
AUSTRIACARD (CB)			Main Market
	BETA SECURITIES S.A.	23/03/2023	
	EUROXX SECURITIES S.A.	10/06/2024	
	PIRAEUS SECURITIES S. A.	02/08/2024	
AUTOHELLAS SA (CR)			Main Market
	ALPHA FINANCE INVESTMENT SERVICES SINGLE MEMBER SA	01/07/2019	
	EUROXX SECURITIES S.A.	02/07/2018	
AVAX S.A. (CR)			Main Market
	EUROBANK EQUITIES INVESTMENT FIRM SINGLE MEMBER SA	14/12/2015	
	OPTIMA BANK S.A.	04/09/2023	
	PIRAEUS SECURITIES S. A.	01/02/2021	
AVE (CR)			Main Market
	EUROXX SECURITIES S.A.	05/06/2020	
BRIQ PROPERTIES (CR)			Main Market
	EUROBANK EQUITIES INVESTMENT FIRM SINGLE MEMBER SA	09/09/2019	
	LEON DEPOLAS SECURITIES S.A.	22/02/2021	
	PIRAEUS SECURITIES S. A.	05/02/2024	
CC HBC AG (CR)			Main Market
	BETA SECURITIES S.A.	08/03/2021	
	NATIONAL SECURITIES SINGLE MEMBER SA	02/01/1900	
	PIRAEUS SECURITIES S. A.	04/05/2015	
CENERGY HOLDINGS (CB)			Main Market
	ALPHA FINANCE INVESTMENT SERVICES SINGLE MEMBER SA	02/01/2016	
	EUROBANK EQUITIES INVESTMENT FIRM SINGLE MEMBER SA	02/01/2016	
	OPTIMA BANK S.A.	14/03/2022	
	PANTELAKIS SECURITIES S.A.	27/12/2022	
CNL CAPITAL (CR)			Main Market
	MERIT SECURITIES S.A	01/10/2018	
DIMAND (CR)			Main Market
	ALPHA FINANCE INVESTMENT SERVICES SINGLE MEMBER SA	08/08/2022	
	EUROBANK EQUITIES INVESTMENT FIRM SINGLE MEMBER SA	08/08/2022	
	PANTELAKIS SECURITIES S.A.	15/05/2023	
EKTER SA (CR)			Main Market
	BETA SECURITIES S.A.	26/09/2022	
	EUROBANK EQUITIES INVESTMENT FIRM SINGLE MEMBER SA	16/10/2017	
	LEON DEPOLAS SECURITIES S.A.	21/05/2018	

List of Stocks under Market Making operations

Securities	Stock Category
Market Maker	Start Market Making
ELASTRON (CR)	Main Market
LEON DEPOLAS SECURITIES S.A.	20/02/2017
ELLAKTOR (CR)	Main Market
ALPHA FINANCE INVESTMENT SERVICES SINGLE MEMBER SA	18/03/2019
EUROBANK EQUITIES INVESTMENT FIRM SINGLE MEMBER SA	01/06/2012
EUROXX SECURITIES S.A.	24/09/2018
NATIONAL SECURITIES SINGLE MEMBER SA	02/01/1900
PIRAEUS SECURITIES S. A.	22/10/2018
ELTON SA (CR)	Main Market
OPTIMA BANK S.A.	30/01/2023
ELVALHALCOR (CR)	Main Market
ALPHA FINANCE INVESTMENT SERVICES SINGLE MEMBER SA	07/05/2018
BETA SECURITIES S.A.	09/01/2023
EUROBANK EQUITIES INVESTMENT FIRM SINGLE MEMBER SA	07/05/2018
EUROBANK HOLDINGS (CR)	Main Market
ALPHA FINANCE INVESTMENT SERVICES SINGLE MEMBER SA	09/01/2006
EUROBANK EQUITIES INVESTMENT FIRM SINGLE MEMBER SA	01/06/2012
GREENPOST TRADING EUROPE LTD	12/06/2023
HELLENIC AMERICAN SECURITIES S.A.	25/07/2014
LEON DEPOLAS SECURITIES S.A.	30/11/2018
MERIT SECURITIES S.A.	06/11/2017
NATIONAL SECURITIES SINGLE MEMBER SA	02/01/1900
PIRAEUS SECURITIES S. A.	28/09/2009
EUROCONSULTANTS S.A. (CR)	Main Market
EUROBANK EQUITIES INVESTMENT FIRM SINGLE MEMBER SA	22/07/2014
OPTIMA BANK S.A.	01/02/2023
EYDAP S.A. (CR)	Main Market
ALPHA FINANCE INVESTMENT SERVICES SINGLE MEMBER SA	27/01/2020
EUROBANK EQUITIES INVESTMENT FIRM SINGLE MEMBER SA	10/06/2019
FOURLIS (CR)	Main Market
EUROBANK EQUITIES INVESTMENT FIRM SINGLE MEMBER SA	01/12/2016
PIRAEUS SECURITIES S. A.	06/03/2017
GEK TERNA (CR)	Main Market
BETA SECURITIES S.A.	08/03/2021
EUROBANK EQUITIES INVESTMENT FIRM SINGLE MEMBER SA	24/05/2021
PIRAEUS SECURITIES S. A.	29/08/2019
GR. SARANTIS S.A. (CR)	Main Market
BETA SECURITIES S.A.	14/05/2012
EUROBANK EQUITIES INVESTMENT FIRM SINGLE MEMBER SA	24/10/2016
PIRAEUS SECURITIES S. A.	02/04/2024
HELLENIC EXCHANGES-A.S.E. (CR)	Main Market
HELLENIC AMERICAN SECURITIES S.A.	01/09/2014
NATIONAL SECURITIES SINGLE MEMBER SA	02/01/1900
PIRAEUS SECURITIES S. A.	04/05/2015
HELLENIQ ENERGY (CR)	Main Market
ALPHA FINANCE INVESTMENT SERVICES SINGLE MEMBER SA	07/11/2023
EUROBANK EQUITIES INVESTMENT FIRM SINGLE MEMBER SA	01/11/2023
HELLENIC AMERICAN SECURITIES S.A.	14/09/2015
PIRAEUS SECURITIES S. A.	20/03/2017
IDEAL HOLDINGS (CR)	Main Market
EUROBANK EQUITIES INVESTMENT FIRM SINGLE MEMBER SA	07/06/2021
PIRAEUS SECURITIES S. A.	07/06/2021
INTERCONTINENTAL (CR)	Main Market
LEON DEPOLAS SECURITIES S.A.	03/06/2019
INTERLIFE G.C.I.(CR)	Main Market
PIRAEUS SECURITIES S. A.	22/01/2024
INTERWOOD-XYLEMPORIA (CR)	Main Market
EUROBANK EQUITIES INVESTMENT FIRM SINGLE MEMBER SA	05/07/2021
PANTELAKIS SECURITIES S.A.	01/07/2021
INTRAKAT (CR)	Main Market
BETA SECURITIES S.A.	04/10/2021
PANTELAKIS SECURITIES S.A.	10/10/2022
JUMBO SA (CR)	Main Market
BETA SECURITIES S.A.	01/02/2021
EUROBANK EQUITIES INVESTMENT FIRM SINGLE MEMBER SA	25/05/2020
GREENPOST TRADING EUROPE LTD	12/06/2023
MERIT SECURITIES S.A.	06/11/2017
PIRAEUS SECURITIES S. A.	06/03/2017

List of Stocks under Market Making operations

Securities	Stock Category
Market Maker	Start Market Making
KLOUKINAS - LAPPAS SA (CR)	Main Market
OPTIMA BANK S.A.	02/01/2023
KRI-KRI S.A. (CR)	Main Market
EUROBANK EQUITIES INVESTMENT FIRM SINGLE MEMBER SA	07/05/2018
PIRAEUS SECURITIES S. A.	11/12/2023
LAMDA DEVELOPMENT SA (CR)	Main Market
EUROBANK EQUITIES INVESTMENT FIRM SINGLE MEMBER SA	08/12/2014
PANTELAKIS SECURITIES S.A.	06/11/2017
PIRAEUS SECURITIES S. A.	29/06/2017
LAMPSA HOTEL SA (CR)	Main Market
LEON DEPOLAS SECURITIES S.A.	16/01/2017
METLEN ENERGY & METALS (CR)	Main Market
ALPHA FINANCE INVESTMENT SERVICES SINGLE MEMBER SA	15/04/2019
BETA SECURITIES S.A.	11/04/2022
EUROBANK EQUITIES INVESTMENT FIRM SINGLE MEMBER SA	20/09/2017
GREENPOST TRADING EUROPE LTD	12/06/2023
MERIT SECURITIES S.A	25/02/2019
NATIONAL SECURITIES SINGLE MEMBER SA	02/01/1900
PIRAEUS SECURITIES S. A.	04/05/2015
MOTODYNAMICS S.A. (CR)	Main Market
OPTIMA BANK S.A.	25/08/2023
MOTOR OIL (CR)	Main Market
BETA SECURITIES S.A.	08/03/2021
EUROBANK EQUITIES INVESTMENT FIRM SINGLE MEMBER SA	22/10/2006
GREENPOST TRADING EUROPE LTD	12/06/2023
LEON DEPOLAS SECURITIES S.A.	01/04/2019
MERIT SECURITIES S.A	25/02/2019
NATIONAL SECURITIES SINGLE MEMBER SA	02/01/1900
PIRAEUS SECURITIES S. A.	04/05/2015
MPLE KEDROS (CR)	Main Market
OPTIMA BANK S.A.	16/10/2023
OPTIMA BANK S.A.	08/11/2023
NAFPAKTOS TEXTILE (CR)	Main Market
OPTIMA BANK S.A.	29/01/2024
NATIONAL BANK (CR)	Main Market
ALPHA FINANCE INVESTMENT SERVICES SINGLE MEMBER SA	09/01/2006
EUROBANK EQUITIES INVESTMENT FIRM SINGLE MEMBER SA	22/10/2006
GREENPOST TRADING EUROPE LTD	12/06/2023
HELLENIC AMERICAN SECURITIES S.A.	25/07/2014
LEON DEPOLAS SECURITIES S.A.	20/05/2015
MERIT SECURITIES S.A	03/09/2012
NATIONAL SECURITIES SINGLE MEMBER SA	02/01/1900
PIRAEUS SECURITIES S. A.	08/09/2008
NOVAL PROPERTY REIC (CR)	Main Market
ALPHA FINANCE INVESTMENT SERVICES SINGLE MEMBER SA	05/06/2024
PIRAEUS SECURITIES S. A.	05/06/2024
OPAP (CR)	Main Market
ALPHA FINANCE INVESTMENT SERVICES SINGLE MEMBER SA	09/01/2006
EUROBANK EQUITIES INVESTMENT FIRM SINGLE MEMBER SA	22/10/2006
GREENPOST TRADING EUROPE LTD	12/06/2023
HELLENIC AMERICAN SECURITIES S.A.	25/07/2014
MERIT SECURITIES S.A	20/03/2017
NATIONAL SECURITIES SINGLE MEMBER SA	02/01/1900
PIRAEUS SECURITIES S. A.	04/05/2015
OPTIMA BANK (CR)	Main Market
ALPHA FINANCE INVESTMENT SERVICES SINGLE MEMBER SA	12/12/2023
EUROBANK EQUITIES INVESTMENT FIRM SINGLE MEMBER SA	11/12/2023
OPTIMA BANK S.A.	06/11/2023
ORILINA PROPERTIES REIC (CR)	Main Market
EUROBANK EQUITIES INVESTMENT FIRM SINGLE MEMBER SA	11/12/2023
LEON DEPOLAS SECURITIES S.A.	11/12/2023

List of Stocks under Market Making operations

Securities	Stock Category
Market Maker	Start Market Making
OTE (CR)	Main Market
ALPHA FINANCE INVESTMENT SERVICES SINGLE MEMBER SA	09/01/2006
EUROBANK EQUITIES INVESTMENT FIRM SINGLE MEMBER SA	22/10/2006
GREENPOST TRADING EUROPE LTD	12/06/2023
HELLENIC AMERICAN SECURITIES S.A.	25/07/2014
LEON DEPOLAS SECURITIES S.A.	20/04/2015
MERIT SECURITIES S.A	20/03/2017
NATIONAL SECURITIES SINGLE MEMBER SA	02/01/1900
PIRAEUS SECURITIES S. A.	08/09/2008
P.P.A. S.A. (CR)	Main Market
EUROBANK EQUITIES INVESTMENT FIRM SINGLE MEMBER SA	06/02/2019
PAPOUTSANIS (CR)	Main Market
ALPHA FINANCE INVESTMENT SERVICES SINGLE MEMBER SA	19/11/2018
BETA SECURITIES S.A.	25/11/2013
PERFORMANCE TECHNOLOGIES (CR)	Main Market
EUROBANK EQUITIES INVESTMENT FIRM SINGLE MEMBER SA	22/02/2021
PANTELAKIS SECURITIES S.A.	08/03/2021
PETROPOULOS PETROS (CR)	Main Market
EUROBANK EQUITIES INVESTMENT FIRM SINGLE MEMBER SA	01/04/2019
PANTELAKIS SECURITIES S.A.	16/03/2020
PIRAEUS FINANCIAL HOLD (CR)	Main Market
ALPHA FINANCE INVESTMENT SERVICES SINGLE MEMBER SA	15/04/2019
EUROBANK EQUITIES INVESTMENT FIRM SINGLE MEMBER SA	22/10/2006
EUROXX SECURITIES S.A.	15/02/2016
GREENPOST TRADING EUROPE LTD	12/06/2023
HELLENIC AMERICAN SECURITIES S.A.	25/07/2014
LEON DEPOLAS SECURITIES S.A.	30/11/2018
MERIT SECURITIES S.A	16/09/2013
NATIONAL SECURITIES SINGLE MEMBER SA	02/01/1900
PIRAEUS SECURITIES S. A.	16/02/2009
PPC (CR)	Main Market
ALPHA FINANCE INVESTMENT SERVICES SINGLE MEMBER SA	09/01/2006
BETA SECURITIES S.A.	01/02/2021
EUROBANK EQUITIES INVESTMENT FIRM SINGLE MEMBER SA	22/10/2006
GREENPOST TRADING EUROPE LTD	12/06/2023
HELLENIC AMERICAN SECURITIES S.A.	01/09/2014
MERIT SECURITIES S.A	06/11/2017
NATIONAL SECURITIES SINGLE MEMBER SA	02/01/1900
PIRAEUS SECURITIES S. A.	28/09/2009
PREMIA (CR)	Main Market
BETA SECURITIES S.A.	01/06/2021
LEON DEPOLAS SECURITIES S.A.	05/12/2022
PANTELAKIS SECURITIES S.A.	23/12/2021
PROFILE SA (CR)	Main Market
OPTIMA BANK S.A.	03/04/2023
PANTELAKIS SECURITIES S.A.	01/07/2019
QUALITY & RELIABILITY SA (CR)	Main Market
OPTIMA BANK S.A.	03/01/2023
QUEST HOLDINGS (CR)	Main Market
BETA SECURITIES S.A.	26/03/2018
EUROBANK EQUITIES INVESTMENT FIRM SINGLE MEMBER SA	28/01/2019
REVOIL (CR)	Main Market
BETA SECURITIES S.A.	26/06/2023
OPTIMA BANK S.A.	15/04/2024
SIDMA STEEL (CR)	Main Market
OPTIMA BANK S.A.	25/05/2023
SPACE HELLAS SA (CR)	Main Market
MERIT SECURITIES S.A	09/12/2022
TECHNICAL OLYMPIC SA (CR)	Main Market
BETA SECURITIES S.A.	04/04/2022
OPTIMA BANK S.A.	05/07/2023
TERNA ENERGY (CR)	Main Market
EUROBANK EQUITIES INVESTMENT FIRM SINGLE MEMBER SA	24/05/2021
PIRAEUS SECURITIES S. A.	09/12/2019
THRACE PLASTICS SA (CR)	Main Market
ALPHA FINANCE INVESTMENT SERVICES SINGLE MEMBER SA	26/03/2018
LEON DEPOLAS SECURITIES S.A.	28/03/2024
PIRAEUS SECURITIES S. A.	02/04/2024

List of Stocks under Market Making operations

Securities	Market Maker	Start Market Making	Stock Category
TITAN CEMENT (CB)			Main Market
BETA SECURITIES S.A.		01/02/2021	
EUROBANK EQUITIES INVESTMENT FIRM SINGLE MEMBER SA		06/11/2019	
PIRAEUS SECURITIES S. A.		18/01/2021	
TRADE ESTATES REIC (CR)			Main Market
EUROBANK EQUITIES INVESTMENT FIRM SINGLE MEMBER SA		08/11/2023	
EUROBANK EQUITIES INVESTMENT FIRM SINGLE MEMBER SA		10/11/2023	
PANTELAKIS SECURITIES S.A.		08/11/2023	
PANTELAKIS SECURITIES S.A.		10/11/2023	
TZIRAKIAN PROFIL (CR)			Main Market
LEON DEPOLAS SECURITIES S.A.		19/07/2021	
VIOHALCO SA/MV (CB)			Main Market
ALPHA FINANCE INVESTMENT SERVICES SINGLE MEMBER SA		11/03/2008	
EUROBANK EQUITIES INVESTMENT FIRM SINGLE MEMBER SA		04/03/2014	
MERIT SECURITIES S.A		17/03/2014	

Underlying Asset				Derivatives Market													
Price max	Price min	Closing price	change	Delivery Month	Open price	Price max	Price min	Last price	Closing price	Last Bid	Last Ask	Fixing price*	Life high	Life low	Trades	Volume	Open Interest
FTSE/Athex Large Cap (Trade Unit: 1 Index Point x 2E, Cash Settlement)																	
3,396.44	3,364.32	3,365.54	0.04%	August 2024	3,390.00	3,394.00	3,365.50	3,368.00	3,368.00	---	---	---	3,607.00	---	76	254	3,171
				September 2024	3,390.50	3,391.00	3,333.00	3,363.75	3,363.75	---	---	---	3,600.75	---	47	151	898
				October 2024	---	---	---	---	3,377.50	---	---	---	---	---	---	---	---
				December 2024	---	---	---	---	3,389.25	---	---	---	---	---	---	---	---
				March 2025	---	---	---	---	3,406.25	---	---	---	---	---	---	---	---
				June 2025	---	---	---	---	3,423.50	---	---	---	---	---	---	---	---
FTSE/Athex Banks (Trade Unit: 1 Index Point x 15E, Cash Settlement)																	
1,226.29	1,208.97	1,212.33	0.28%	September 2024	1,219.50	1,222.00	1,219.50	1,222.00	1,222.00	---	---	---	1,332.75	---	2	2	1,262
				December 2024	---	---	---	---	1,218.00	---	---	---	---	---	---	---	---
				March 2025	---	---	---	---	1,224.00	---	---	---	---	---	---	---	---
				June 2025	---	---	---	---	1,230.25	---	---	---	---	---	---	---	---
MSCI GREECE REBASED (Trade Unit: 1 Index Point x 2E, Cash Settlement)																	
5,324.68	5,260.93	5,261.51	-0.01%	August 2024	---	---	---	---	5,228.75	---	---	---	5,695.25	---	---	---	---
				September 2024	---	---	---	---	5,135.75	---	---	---	5,516.00	---	---	---	3
				October 2024	---	---	---	---	5,185.50	---	---	---	5,515.50	---	---	---	10
				November 2024	---	---	---	---	5,186.00	---	---	---	5,516.00	---	---	---	10
				December 2024	---	---	---	---	5,301.00	---	---	---	---	---	---	---	---
				January 2025	---	---	---	---	5,309.25	---	---	---	---	---	---	---	---
				March 2025	---	---	---	---	5,327.75	---	---	---	---	---	---	---	---
				June 2025	---	---	---	---	5,354.25	---	---	---	---	---	---	---	---

Derivatives notes

Fixing prices and final open positions can be retrieved from the following path <http://www.helex.gr/el/web/guest/statistics-end-of-day-derivatives>

Underlying Asset				Derivatives Market													
Price max	Price min	Closing price	change	Delivery Month	Open price	Price max	Price min	Last price	Closing price	Last Bid	Last Ask	Fixing price*	Life high	Life low	Trades	Volume	Open Interest
ADMIE (IPTO) HOLDING S.A. (CR)				(Contract Size: 100 Securities, Physical Delivery)													
2.11	2.055	2.095	0.00%	September 2024	2.06	2.06	2.05	2.05	2.05	---	---	---	2.39	---	11	80	21,990
				December 2024	---	---	---	---	2.11	---	---	---	---	---	---	---	---
				March 2025	---	---	---	---	2.12	---	---	---	---	---	---	---	---
				June 2025	---	---	---	---	2.13	---	---	---	---	---	---	---	---
AEGEAN AIRLINES (CR)				(Contract Size: 100 Securities, Physical Delivery)													
10.85	10.63	10.65	-0.28%	September 2024	10.75	10.76	10.70	10.70	10.70	---	---	---	12.49	---	13	50	3,229
				December 2024	---	---	---	---	10.91	---	---	---	12.12	---	---	---	136
				March 2025	---	---	---	---	10.81	---	---	---	---	---	---	---	---
				June 2025	---	---	---	---	10.87	---	---	---	---	---	---	---	---
ALPHA SERVICES HOLD (CR)				(Contract Size: 100 Securities, Physical Delivery)													
1.569	1.5325	1.541	-0.52%	September 2024	1.56	1.57	1.54	1.54	1.54	---	---	---	1.79	---	137	7,050	155,915
				December 2024	---	---	---	---	1.60	---	---	---	1.73	---	---	---	242
				March 2025	---	---	---	---	1.57	---	---	---	---	---	---	---	---
				June 2025	---	---	---	---	1.58	---	---	---	---	---	---	---	---
ATHENS INTL AIRPORT (CR)				(Contract Size: 100 Securities, Physical Delivery)													
7.61	7.5	7.504	0.19%	September 2024	7.54	7.54	7.54	7.54	7.54	---	---	---	8.41	---	2	6	1,082
				December 2024	---	---	---	---	7.55	---	---	---	---	---	---	---	---
				March 2025	---	---	---	---	7.58	---	---	---	---	---	---	---	---
				June 2025	---	---	---	---	7.62	---	---	---	---	---	---	---	---
AUTOHELLAS SA (CR)				(Contract Size: 100 Securities, Physical Delivery)													
11.54	11.12	11.48	1.77%	September 2024	---	---	---	---	10.71	---	---	---	12.13	---	---	---	151
				December 2024	---	---	---	---	11.36	---	---	---	---	---	---	---	---
				March 2025	---	---	---	---	11.42	---	---	---	---	---	---	---	---
				June 2025	---	---	---	---	11.48	---	---	---	---	---	---	---	---
AVAX S.A. (CR)				(Contract Size: 100 Securities, Physical Delivery)													
1.376	1.338	1.37	3.01%	September 2024	1.37	1.37	1.34	1.34	1.34	---	---	---	1.49	---	16	19	721
				December 2024	---	---	---	---	1.34	---	---	---	---	---	---	---	---
				March 2025	---	---	---	---	1.35	---	---	---	---	---	---	---	---
				June 2025	---	---	---	---	1.35	---	---	---	---	---	---	---	---
CC HBC AG (CR)				(Contract Size: 100 Securities, Physical Delivery)													
31.66	31.18	31.26	0.26%	September 2024	31.42	31.42	31.36	31.36	31.36	---	---	---	33.61	---	2	9	160
				December 2024	---	---	---	---	31.41	---	---	---	---	---	---	---	---
				March 2025	---	---	---	---	31.57	---	---	---	---	---	---	---	---
				June 2025	---	---	---	---	31.73	---	---	---	---	---	---	---	---

Derivatives notes

Fixing prices and final open positions can be retrieved from the following path <http://www.helex.gr/el/web/guest/statistics-end-of-day-derivatives>

Underlying Asset				Derivatives Market													
Price max	Price min	Closing price	change	Delivery Month	Open price	Price max	Price min	Last price	Closing price	Last Bid	Last Ask	Fixing price*	Life high	Life low	Trades	Volume	Open Interest
CENERGY HOLDINGS (CB)				(Contract Size: 100 Securities, Physical Delivery)													
9.65	9.45	9.52	0.21%	September 2024	9.70	9.70	9.51	9.51	9.51	---	---	---	10.03	---	11	55	3,722
				December 2024	---	---	---	---	9.57	---	---	---	---	---	---	---	---
				March 2025	---	---	---	---	9.62	---	---	---	---	---	---	---	---
				June 2025	---	---	---	---	9.67	---	---	---	---	---	---	---	---
ELLAKTOR (CR)				(Contract Size: 124 Securities, Physical Delivery)													
1.9	1.852	1.852	-0.43%	September 2024	1.87	1.89	1.84	1.86	1.86	---	---	---	2.12	1.79	34	310	3,558
				December 2024	---	---	---	---	1.87	---	---	---	---	---	---	---	---
				March 2025	---	---	---	---	1.88	---	---	---	---	---	---	---	---
				June 2025	---	---	---	---	1.89	---	---	---	---	---	---	---	---
ELVALHALCOR (CR)				(Contract Size: 100 Securities, Physical Delivery)													
1.79	1.754	1.756	-1.46%	September 2024	1.78	1.78	1.78	1.78	1.78	---	---	---	2.04	---	3	23	4,872
				December 2024	1.71	1.71	1.71	1.71	1.71	---	---	---	1.91	---	1	2	63
				March 2025	---	---	---	---	1.80	---	---	---	---	---	---	---	---
				June 2025	---	---	---	---	1.81	---	---	---	---	---	---	---	---
EUROBANK HOLDINGS (CR)				(Contract Size: 100 Securities, Physical Delivery)													
2.026	1.98	1.9885	-0.15%	September 2024	2.01	2.02	1.98	1.98	1.98	---	---	---	2.19	---	88	1,234	17,241
				December 2024	---	---	---	---	2.08	---	---	---	2.28	---	---	---	5
				March 2025	---	---	---	---	2.02	---	---	---	---	---	---	---	---
				June 2025	---	---	---	---	2.03	---	---	---	---	---	---	---	---
EYDAP S.A. (CR)				(Contract Size: 100 Securities, Physical Delivery)													
5.45	5.37	5.4	-0.92%	September 2024	5.43	5.45	5.43	5.45	5.45	---	---	---	5.90	---	4	20	4,234
				December 2024	---	---	---	---	5.49	---	---	---	---	---	---	---	---
				March 2025	---	---	---	---	5.52	---	---	---	---	---	---	---	---
				June 2025	---	---	---	---	5.55	---	---	---	---	---	---	---	---
FOURLIS (CR)				(Contract Size: 100 Securities, Physical Delivery)													
3.75	3.67	3.68	-1.34%	September 2024	---	---	---	---	3.68	---	---	---	4.19	---	---	---	1,116
				December 2024	---	---	---	---	3.76	---	---	---	---	---	---	---	---
				March 2025	---	---	---	---	3.78	---	---	---	---	---	---	---	---
				June 2025	---	---	---	---	3.80	---	---	---	---	---	---	---	---
GEK TERNA (CR)				(Contract Size: 100 Securities, Physical Delivery)													
17.3	17.06	17.14	0.35%	September 2024	17.18	17.31	17.05	17.19	17.19	---	---	---	18.27	---	63	331	12,423
				December 2024	---	---	---	---	16.82	---	---	---	17.74	---	---	---	100
				March 2025	---	---	---	---	17.29	---	---	---	---	---	---	---	---
				June 2025	---	---	---	---	17.38	---	---	---	---	---	---	---	---

Derivatives notes

Fixing prices and final open positions can be retrieved from the following path <http://www.helex.gr/el/web/guest/statistics-end-of-day-derivatives>

Underlying Asset				Derivatives Market													
Price max	Price min	Closing price	change	Delivery Month	Open price	Price max	Price min	Last price	Closing price	Last Bid	Last Ask	Fixing price*	Life high	Life low	Trades	Volume	Open Interest
HELLENIC EXCHANGES-A.S.E. (CR)				(Contract Size: 100 Securities, Physical Delivery)													
4.48	4.37	4.39	-0.23%	September 2024	4.47	4.47	4.39	4.39	4.39	---	---	---	5.25	---	9	34	3,749
				December 2024	---	---	---	---	4.43	---	---	---	---	---	---	---	---
				March 2025	---	---	---	---	4.46	---	---	---	---	---	---	---	---
				June 2025	---	---	---	---	4.48	---	---	---	---	---	---	---	---
HELLENIQ ENERGY (CR)				(Contract Size: 100 Securities, Physical Delivery)													
7.135	7.01	7.06	0.86%	September 2024	7.12	7.13	7.02	7.02	7.02	---	---	---	8.40	---	20	70	5,715
				December 2024	---	---	---	---	7.05	---	---	---	---	---	---	---	---
				March 2025	---	---	---	---	7.09	---	---	---	---	---	---	---	---
				June 2025	---	---	---	---	7.12	---	---	---	---	---	---	---	---
INTRACOM HOLDINGS (CR)				(Contract Size: 102 Securities, Physical Delivery)													
3.115	3.04	3.07	1.49%	September 2024	3.11	3.11	3.00	3.05	3.05	---	---	---	3.55	2.80	24	137	7,373
				December 2024	---	---	---	---	3.05	---	---	---	---	---	---	---	---
				March 2025	---	---	---	---	3.06	---	---	---	---	---	---	---	---
				June 2025	---	---	---	---	3.08	---	---	---	---	---	---	---	---
INTRAKAT (CR)				(Contract Size: 100 Securities, Physical Delivery)													
5.07	4.97	5.03	0.00%	September 2024	5.04	5.05	4.99	5.00	5.00	---	---	---	5.20	---	5	50	2,364
				December 2024	---	---	---	---	5.07	---	---	---	---	---	---	---	---
				March 2025	---	---	---	---	5.09	---	---	---	---	---	---	---	---
				June 2025	---	---	---	---	5.12	---	---	---	---	---	---	---	---
JUMBO SA (CR)				(Contract Size: 100 Securities, Physical Delivery)													
22.46	21.68	21.68	-1.54%	September 2024	22.31	22.48	21.76	21.80	21.80	---	---	---	26.97	---	56	194	323
				December 2024	---	---	---	---	22.18	---	---	---	---	---	---	---	---
				March 2025	---	---	---	---	22.30	---	---	---	---	---	---	---	---
				June 2025	---	---	---	---	22.41	---	---	---	---	---	---	---	---
LAMDA DEVELOPMENT SA (CR)				(Contract Size: 100 Securities, Physical Delivery)													
7.19	7.07	7.15	0.85%	September 2024	7.18	7.18	7.11	7.16	7.16	---	---	---	7.68	---	13	39	5,995
				December 2024	---	---	---	---	7.14	---	---	---	---	---	---	---	---
				March 2025	---	---	---	---	7.18	---	---	---	---	---	---	---	---
				June 2025	---	---	---	---	7.21	---	---	---	---	---	---	---	---
METLEN ENERGY & METALS (CR)				(Contract Size: 100 Securities, Physical Delivery)													
34.44	33.84	34	0.00%	September 2024	34.41	34.88	33.96	33.96	33.96	---	---	---	38.35	---	10	42	4,066
				December 2024	---	---	---	---	34.77	---	---	---	36.20	---	---	---	65
				March 2025	---	---	---	---	34.43	---	---	---	---	---	---	---	---
				June 2025	---	---	---	---	34.60	---	---	---	---	---	---	---	---

Derivatives notes

Fixing prices and final open positions can be retrieved from the following path <http://www.helex.gr/el/web/guest/statistics-end-of-day-derivatives>

Underlying Asset				Derivatives Market													
Price max	Price min	Closing price	change	Delivery Month	Open price	Price max	Price min	Last price	Closing price	Last Bid	Last Ask	Fixing price*	Life high	Life low	Trades	Volume	Open Interest
MIG (CR)				(Contract Size: 100 Securities, Physical Delivery)													
3.54	3.4	3.485	2.05%	September 2024	---	---	---	---	3.43	---	---	---	3.94	---	---	---	88
				December 2024	---	---	---	---	3.44	---	---	---	---	---	---	---	---
				March 2025	---	---	---	---	3.46	---	---	---	---	---	---	---	---
				June 2025	---	---	---	---	3.47	---	---	---	---	---	---	---	---
MOTOR OIL (CR)				(Contract Size: 100 Securities, Physical Delivery)													
22.3	21.56	21.56	-1.82%	September 2024	22.10	22.10	21.68	21.68	21.68	---	---	---	26.50	---	29	89	2,886
				December 2024	---	---	---	---	22.12	---	---	---	---	---	---	---	---
				March 2025	---	---	---	---	22.23	---	---	---	---	---	---	---	---
				June 2025	---	---	---	---	22.35	---	---	---	---	---	---	---	---
NATIONAL BANK (CR)				(Contract Size: 100 Securities, Physical Delivery)													
7.464	7.306	7.38	0.82%	September 2024	7.42	7.46	7.31	7.37	7.37	---	---	---	8.36	---	109	678	17,069
				December 2024	7.43	7.43	7.43	7.43	7.43	---	---	---	7.49	---	1	2	51
				March 2025	---	---	---	---	7.41	---	---	---	---	---	---	---	---
				June 2025	---	---	---	---	7.45	---	---	---	---	---	---	---	---
OPAP (CR)				(Contract Size: 102 Securities, Physical Delivery)													
15.68	15.54	15.57	-0.26%	September 2024	15.58	15.58	15.58	15.58	15.58	---	---	---	16.10	14.60	2	10	1,392
				December 2024	---	---	---	---	15.97	---	---	---	15.30	---	---	---	20
				March 2025	---	---	---	---	15.81	---	---	---	---	---	---	---	---
				June 2025	---	---	---	---	15.88	---	---	---	---	---	---	---	---
OPTIMA BANK (CR)				(Contract Size: 100 Securities, Physical Delivery)													
11.9	11.66	11.74	0.69%	September 2024	---	---	---	---	11.73	---	---	---	13.13	---	---	---	52
				December 2024	---	---	---	---	11.75	---	---	---	---	---	---	---	---
				March 2025	---	---	---	---	11.81	---	---	---	---	---	---	---	---
				June 2025	---	---	---	---	11.86	---	---	---	---	---	---	---	---
OTE (CR)				(Contract Size: 100 Securities, Physical Delivery)													
14.61	14.41	14.41	-0.41%	September 2024	14.48	14.62	14.40	14.42	14.42	---	---	---	15.32	---	37	242	3,488
				December 2024	---	---	---	---	14.58	---	---	---	---	---	---	---	---
				March 2025	---	---	---	---	14.65	---	---	---	---	---	---	---	---
				June 2025	---	---	---	---	14.72	---	---	---	---	---	---	---	---
P.P.A. S.A. (CR)				(Contract Size: 100 Securities, Physical Delivery)													
26	25.25	25.4	-1.74%	September 2024	---	---	---	---	24.11	---	---	---	26.47	---	---	---	80
				December 2024	---	---	---	---	26.04	---	---	---	---	---	---	---	---
				March 2025	---	---	---	---	26.17	---	---	---	---	---	---	---	---
				June 2025	---	---	---	---	26.30	---	---	---	---	---	---	---	---

Derivatives notes

Fixing prices and final open positions can be retrieved from the following path <http://www.helex.gr/el/web/guest/statistics-end-of-day-derivatives>

Underlying Asset				Derivatives Market													
Price max	Price min	Closing price	change	Delivery Month	Open price	Price max	Price min	Last price	Closing price	Last Bid	Last Ask	Fixing price*	Life high	Life low	Trades	Volume	Open Interest
PIRAEUS FINANCIAL HOLD (CR)																	
(Contract Size: 100 Securities, Physical Delivery)																	
3.788	3.728	3.744	0.65%	September 2024	3.76	3.79	3.73	3.74	3.74	---	---	---	4.05	---	161	3,113	69,614
				December 2024	---	---	---	---	3.76	---	---	---	4.04	---	---	---	1
				March 2025	---	---	---	---	3.77	---	---	---	---	---	---	---	---
				June 2025	---	---	---	---	3.79	---	---	---	---	---	---	---	---
PPC (CR)																	
(Contract Size: 100 Securities, Physical Delivery)																	
11.23	11.09	11.17	1.54%	September 2024	11.19	11.27	11.14	11.19	11.19	---	---	---	11.90	---	88	418	26,734
				December 2024	---	---	---	---	11.17	---	---	---	11.23	---	---	---	200
				March 2025	---	---	---	---	11.14	---	---	---	---	---	---	---	---
				June 2025	---	---	---	---	11.19	---	---	---	---	---	---	---	---
QUEST HOLDINGS (CR)																	
(Contract Size: 100 Securities, Physical Delivery)																	
5.25	5.17	5.18	-0.77%	September 2024	5.10	5.20	5.10	5.20	5.20	---	---	---	5.38	---	2	3	185
				December 2024	---	---	---	---	5.26	---	---	---	---	---	---	---	---
				March 2025	---	---	---	---	5.29	---	---	---	---	---	---	---	---
				June 2025	---	---	---	---	5.31	---	---	---	---	---	---	---	---
TERNA ENERGY (CR)																	
(Contract Size: 100 Securities, Physical Delivery)																	
19.2	19.14	19.18	0.16%	September 2024	19.18	19.25	19.18	19.25	19.25	---	---	---	19.55	---	2	6	20,872
				December 2024	---	---	---	---	19.29	---	---	---	---	---	---	---	---
				March 2025	---	---	---	---	19.39	---	---	---	---	---	---	---	---
				June 2025	---	---	---	---	19.49	---	---	---	---	---	---	---	---
TITAN CEMENT (CB)																	
(Contract Size: 100 Securities, Physical Delivery)																	
30.55	29.9	29.9	-0.83%	September 2024	30.45	30.45	30.00	30.00	30.00	---	---	---	33.00	---	6	9	411
				December 2024	---	---	---	---	30.37	---	---	---	---	---	---	---	---
				March 2025	---	---	---	---	30.53	---	---	---	---	---	---	---	---
				June 2025	---	---	---	---	30.68	---	---	---	---	---	---	---	---
VIOHALCO SA/NV (CB)																	
(Contract Size: 100 Securities, Physical Delivery)																	
5.53	5.36	5.43	0.19%	September 2024	5.50	5.50	5.35	5.40	5.40	---	---	---	6.50	---	26	76	4,286
				December 2024	---	---	---	---	5.46	---	---	---	6.10	---	---	---	125
				March 2025	---	---	---	---	5.49	---	---	---	---	---	---	---	---
				June 2025	---	---	---	---	5.52	---	---	---	---	---	---	---	---

Derivatives notes

Fixing prices and final open positions can be retrieved from the following path <http://www.helex.gr/el/web/guest/statistics-end-of-day-derivatives>

FTSE/Athex Large Cap

(Trade Unit: 1 Index Point x 2€ - Exercise Style: European, Cash Settlement)

Call Options														Put Options																			
August 2024							September 2024							Other Months		August 2024							September 2024							Other Months		Exer- cise Price	
Open price	Price max	Price min	Last price	Closing price	Volume	Open Interest	Open price	Price max	Price min	Last price	Closing price	Volume	Open Interest	Volume	Open Interest	Open price	Price max	Price min	Last price	Closing price	Volume	Open Interest	Open price	Price max	Price min	Last price	Closing price	Volume	Open Interest	Volume	Open Interest		
2,450	-	-	-	-	-	-	0.00	0.00	0.00	-	914.00	-	-	-	-	-	-	-	-	-	-	-	0.00	0.00	0.00	-	0.01	-	-	-	-	2,450	
2,500	-	-	-	-	-	-	0.00	0.00	0.00	-	864.00	-	-	-	-	-	-	-	-	-	-	-	0.00	0.00	0.00	-	0.01	-	-	-	-	2,500	
2,550	-	-	-	-	-	-	0.00	0.00	0.00	-	814.00	-	-	-	-	-	-	-	-	-	-	-	0.00	0.00	0.00	-	0.03	-	-	-	-	2,550	
2,600	-	-	-	-	-	-	0.00	0.00	0.00	-	764.00	-	-	-	-	-	-	-	-	-	-	-	0.00	0.00	0.00	-	0.07	-	-	-	-	2,600	
2,650	-	-	-	-	-	-	0.00	0.00	0.00	-	714.00	-	-	-	-	-	-	-	-	-	-	-	0.00	0.00	0.00	-	0.16	-	-	-	-	2,650	
2,700	-	-	-	-	-	-	0.00	0.00	0.00	-	665.00	-	-	-	-	-	-	-	-	-	-	-	0.00	0.00	0.00	-	0.34	-	-	-	-	2,700	
2,750	-	-	-	-	-	-	0.00	0.00	0.00	-	615.00	-	-	-	-	-	-	-	-	-	-	-	0.00	0.00	0.00	-	0.68	-	-	-	-	2,750	
2,800	-	-	-	-	-	-	0.00	0.00	0.00	-	566.00	-	-	-	-	-	-	-	-	-	-	-	0.00	0.00	0.00	-	1.30	-	-	-	-	2,800	
2,850	-	-	-	-	-	-	0.00	0.00	0.00	-	517.00	-	-	-	-	-	-	-	-	-	-	-	0.00	0.00	0.00	-	2.30	-	-	-	-	2,850	
2,900	-	-	-	-	-	-	0.00	0.00	0.00	-	469.00	-	-	-	-	-	-	-	-	-	-	-	0.00	0.00	0.00	-	4.00	-	-	-	-	2,900	
2,950	-	-	-	-	-	-	0.00	0.00	0.00	-	422.00	-	-	-	-	-	-	-	-	-	-	-	0.00	0.00	0.00	-	6.60	-	-	-	-	2,950	
3,000	0.00	0.00	0.00	-	369.00	-	0.00	0.00	0.00	-	376.00	-	-	-	-	-	0.00	0.00	0.00	-	0.03	-	-	0.00	0.00	0.00	-	10.50	-	-	-	-	3,000
3,050	0.00	0.00	0.00	-	319.00	-	0.00	0.00	0.00	-	331.00	-	-	-	-	-	0.00	0.00	0.00	-	0.12	-	-	0.00	0.00	0.00	-	15.75	-	-	-	-	3,050
3,100	0.00	0.00	0.00	-	270.00	-	0.00	0.00	0.00	-	289.00	-	-	-	-	-	0.00	0.00	0.00	-	0.48	-	-	0.00	0.00	0.00	-	23.25	-	-	-	-	3,100
3,150	0.00	0.00	0.00	-	221.00	-	0.00	0.00	0.00	-	249.00	-	-	-	-	-	0.00	0.00	0.00	-	1.60	-	-	0.00	0.00	0.00	-	33.25	-	-	-	-	3,150
3,200	0.00	0.00	0.00	-	174.00	-	0.00	0.00	0.00	-	212.00	-	-	-	-	-	0.00	0.00	0.00	-	4.40	-	97	0.00	0.00	0.00	-	46.25	-	-	-	-	3,200
3,250	0.00	0.00	0.00	-	130.00	-	2	0.00	0.00	0.00	-	178.00	-	-	-	-	0.00	0.00	0.00	-	10.50	-	2	0.00	0.00	0.00	-	62.00	-	-	-	-	3,250
3,300	0.00	0.00	0.00	-	91.50	-	5	0.00	0.00	0.00	-	147.00	-	20	-	15.75	0.00	15.75	15.75	15.75	15.75	20	43	0.00	0.00	0.00	-	81.50	-	15	-	-	3,300
3,350	0.00	0.00	0.00	-	59.50	-	20	0.00	0.00	0.00	-	120.00	-	-	-	25.00	0.00	25.00	25.00	25.00	25.00	1	10	0.00	0.00	0.00	-	104.00	-	-	-	-	3,350
3,400	0.00	0.00	0.00	-	35.75	-	40	0.00	0.00	0.00	-	97.00	-	-	-	0.00	0.00	0.00	-	66.50	-	21	0.00	0.00	0.00	-	131.00	-	-	-	-	3,400	
3,450	0.00	0.00	0.00	-	19.75	-	60	0.00	0.00	0.00	-	77.00	-	20	-	0.00	0.00	0.00	-	100.00	-	65	0.00	0.00	0.00	-	161.00	-	20	-	-	3,450	
3,500	0.00	0.00	0.00	-	9.90	-	23	0.00	0.00	0.00	-	60.00	-	40	-	0.00	0.00	0.00	-	140.00	-	81	0.00	0.00	0.00	-	194.00	-	60	-	-	3,500	
3,550	0.00	0.00	0.00	-	4.50	-	2	0.00	0.00	0.00	-	46.25	-	40	-	0.00	0.00	0.00	-	185.00	-	-	0.00	0.00	0.00	-	230.00	-	20	-	-	3,550	
3,600	0.00	0.00	0.00	-	1.80	-	85	0.00	0.00	0.00	-	35.00	-	20	-	0.00	0.00	0.00	-	232.00	-	-	0.00	0.00	0.00	-	268.00	-	-	-	-	3,600	
3,650	0.00	0.00	0.00	-	0.68	-	151	0.00	0.00	0.00	-	26.00	-	20	-	0.00	0.00	0.00	-	281.00	-	-	0.00	0.00	0.00	-	309.00	-	-	-	-	3,650	
3,700	0.00	0.00	0.00	-	0.23	-	10	0.00	0.00	0.00	-	19.25	-	-	-	0.00	0.00	0.00	-	331.00	-	-	0.00	0.00	0.00	-	352.00	-	-	-	-	3,700	
3,750	0.00	0.00	0.00	-	0.07	-	-	0.00	0.00	0.00	-	14.00	-	-	-	0.00	0.00	0.00	-	380.00	-	-	0.00	0.00	0.00	-	397.00	-	-	-	-	3,750	
3,800	0.00	0.00	0.00	-	0.02	-	-	0.00	0.00	0.00	-	9.90	-	-	-	0.00	0.00	0.00	-	430.00	-	-	0.00	0.00	0.00	-	443.00	-	-	-	-	3,800	
3,850	0.00	0.00	0.00	-	0.02	-	-	0.00	0.00	0.00	-	7.00	-	-	-	0.00	0.00	0.00	-	480.00	-	-	0.00	0.00	0.00	-	490.00	-	-	-	-	3,850	
3,900	0.00	0.00	0.00	-	0.05	-	-	0.00	0.00	0.00	-	4.90	-	-	-	0.00	0.00	0.00	-	530.00	-	-	0.00	0.00	0.00	-	538.00	-	-	-	-	3,900	
Totals:						0	398					0	160	0	0							21	319				0	115	0	0			
Number of Trades:						0						0		0								2					0		0				

ALPHA SERVICES HOLD (CR)

(Contract Size: 100 Securities, Exercise Style: American, Physical Delivery)

Call Options														Put Options																				
August 2024							September 2024							Other Months		August 2024							September 2024							Other Months		Exercise Price		
Open price	Price max	Price min	Last price	Closing price	Volume	Open Interest	Open price	Price max	Price min	Last price	Closing price	Volume	Open Interest	Volume	Open Interest	Open price	Price max	Price min	Last price	Closing price	Volume	Open Interest	Open price	Price max	Price min	Last price	Closing price	Volume	Open Interest	Volume	Open Interest			
0.850					-	-	0.000	0.000	0.000		0.702	-	-			-	-	0.000	0.000	0.000		0.001	-	-			0.000	0.000	0.000		0.001	-	-	0.009
0.900					-	-	0.000	0.000	0.000		0.652	-	-			-	-	0.000	0.000	0.000		0.002	-	-			0.000	0.000	0.000		0.002	-	-	0.009
0.950					-	-	0.000	0.000	0.000		0.602	-	-			-	-	0.000	0.000	0.000		0.001	-	-			0.000	0.000	0.000		0.001	-	-	0.010
1.000	0.000	0.000	0.000		0.550	-	-	0.000	0.000	0.000		0.552	-	-		0.000	0.000	0.000		0.001	-	-		0.000	0.000	0.000		0.001	-	-		0.010		
1.100	0.000	0.000	0.000		0.450	-	-	0.000	0.000	0.000		0.453	-	-		0.000	0.000	0.000		0.001	-	-		0.000	0.000	0.000		0.001	-	-		0.011		
1.200	0.000	0.000	0.000		0.351	-	-	0.000	0.000	0.000		0.354	-	-		0.000	0.000	0.000		0.001	-	-		0.000	0.000	0.000		0.001	-	-		0.012		
1.300	0.000	0.000	0.000		0.251	-	-	0.000	0.000	0.000		0.258	-	-		0.000	0.000	0.000		0.001	-	-		0.000	0.000	0.000		0.005	-	-		0.013		
1.400	0.000	0.000	0.000		0.157	-	-	0.000	0.000	0.000		0.173	-	-		0.000	0.000	0.000		0.006	-	-		0.000	0.000	0.000		0.019	-	-		0.014		
1.500	0.000	0.000	0.000		0.080	-	-	0.000	0.000	0.000		0.103	-	-		0.000	0.000	0.000		0.029	-	-		0.000	0.000	0.000		0.050	-	-		0.015		
1.600	0.000	0.000	0.000		0.031	-	-	0.000	0.000	0.000		0.055	-	-		0.000	0.000	0.000		0.080	-	-		0.000	0.000	0.000		0.102	-	-		0.016		
1.700	0.000	0.000	0.000		0.009	-	-	0.000	0.000	0.000		0.026	-	-		0.000	0.000	0.000		0.158	-	-		0.000	0.000	0.000		0.173	-	-		0.017		
1.800	0.000	0.000	0.000		0.002	-	-	0.000	0.000	0.000		0.011	-	-		0.000	0.000	0.000		0.251	-	-		0.000	0.000	0.000		0.258	-	-		0.018		
1.900	0.000	0.000	0.000		0.003	-	-	0.000	0.000	0.000		0.004	-	-		0.000	0.000	0.000		0.350	-	-		0.000	0.000	0.000		0.352	-	-		0.019		
2.000	0.000	0.000	0.000		0.001	-	-	0.000	0.000	0.000		0.001	-	-		0.000	0.000	0.000		0.450	-	-		0.000	0.000	0.000		0.450	-	-		0.020		
2.200	0.000	0.000	0.000		0.001	-	-	0.000	0.000	0.000		0.001	-	-		0.000	0.000	0.000		0.650	-	-		0.000	0.000	0.000		0.650	-	-		0.022		
2.400	0.000	0.000	0.000		0.001	-	-	0.000	0.000	0.000		0.001	-	-		0.000	0.000	0.000		0.850	-	-		0.000	0.000	0.000		0.850	-	-		0.024		
2.600	0.000	0.000	0.000		0.001	-	-	0.000	0.000	0.000		0.001	-	-		0.000	0.000	0.000		1.05	-	-		0.000	0.000	0.000		1.05	-	-		0.026		
Totals:					0	0						0	0		0	0						0	0							0	0		0	
Number of Trades:					0							0			0	0.00							0							0			0	

NATIONAL BANK (CR)

(Contract Size: 100 Securities, Exercise Style: American, Physical Delivery)

Call Options														Put Options																					
August 2024							September 2024							Other Months		August 2024							September 2024							Other Months		Exercise Price			
Open price	Price max	Price min	Last price	Closing price	Volume	Open Interest	Open price	Price max	Price min	Last price	Closing price	Volume	Open Interest	Volume	Open Interest	Open price	Price max	Price min	Last price	Closing price	Volume	Open Interest	Open price	Price max	Price min	Last price	Closing price	Volume	Open Interest	Volume	Open Interest				
3.400					-	-	0.000	0.000	0.000		3.93	-	-			-	-	0.000	0.000	0.000		0.001	-	-			-	-			0.034				
3.600					-	-	0.000	0.000	0.000		3.73	-	-			-	-	0.000	0.000	0.000		0.001	-	-			-	-			0.036				
3.800					-	-	0.000	0.000	0.000		3.53	-	-			-	-	0.000	0.000	0.000		0.001	-	-			-	-			0.038				
4.000					-	-	0.000	0.000	0.000		3.33	-	-			-	-	0.000	0.000	0.000		0.001	-	-			-	-			0.040				
4.400					-	-	0.000	0.000	0.000		2.93	-	-			-	-	0.000	0.000	0.000		0.001	-	-			-	-			0.044				
4.800					-	-	0.000	0.000	0.000		2.53	-	-			-	-	0.000	0.000	0.000		0.001	-	-			-	-			0.048				
5.200	0.000	0.000	0.000		2.12	-	-	0.000	0.000	0.000		2.13	-	-		0.000	0.000	0.000		0.001	-	-		0.000	0.000	0.000		0.001	-	-		0.052			
5.600	0.000	0.000	0.000		1.72	-	-	0.000	0.000	0.000		1.74	-	-		0.000	0.000	0.000		0.001	-	-		0.000	0.000	0.000		0.004	-	-		0.056			
6.000	0.000	0.000	0.000		1.32	-	-	0.000	0.000	0.000		1.35	-	-		0.000	0.000	0.000		0.001	-	-		0.000	0.000	0.000		0.018	-	-		0.060			
6.400	0.000	0.000	0.000		0.923	-	-	0.000	0.000	0.000		0.993	-	-		0.000	0.000	0.000		0.001	-	-		0.000	0.000	0.000		0.058	-	-		0.064			
6.800	0.000	0.000	0.000		0.536	-	-	0.000	0.000	0.000		0.680	-	-		0.000	0.000	0.000		0.013	-	-		0.000	0.000	0.000		0.144	-	-		0.068			
7.200	0.000	0.000	0.000		0.221	-	-	0.000	0.000	0.000		0.433	-	-		0.000	0.000	0.000		0.098	-	-		0.000	0.000	0.000		0.297	-	-		0.072			
7.600	0.000	0.000	0.000		0.056	-	-	0.000	0.000	0.000		0.251	-	-		0.000	0.000	0.000		0.333	-	-		0.000	0.000	0.000		0.515	-	-		0.076			
8.000	0.000	0.000	0.000		0.007	-	-	0.000	0.000	0.000		0.137	-	-		0.000	0.000	0.000		0.685	-	-		0.000	0.000	0.000		0.801	-	-		0.080			
8.400	0.000	0.000	0.000		0.001	-	-	0.000	0.000	0.000		0.067	-	-		0.000	0.000	0.000		1.08	-	-		0.000	0.000	0.000		1.13	-	-		0.084			
8.800	0.000	0.000	0.000		0.002	-	-	0.000	0.000	0.000		0.031	-	-		0.000	0.000	0.000		1.48	-	-		0.000	0.000	0.000		1.50	-	-		0.088			
9.200	0.000	0.000	0.000		0.001	-	-	0.000	0.000	0.000		0.014	-	-		0.000	0.000	0.000		1.88	-	-		0.000	0.000	0.000		1.88	-	-		0.092			
9.600	0.000	0.000	0.000		0.001	-	-	0.000	0.000	0.000		0.005	-	-		0.000	0.000	0.000		2.28	-	-		0.000	0.000	0.000		2.28	-	-		0.096			
10.000	0.000	0.000	0.000		0.006	-	-	0.000	0.000	0.000		0.002	-	-		0.000	0.000	0.000		2.68	-	-		0.000	0.000	0.000		2.68	-	-		0.100			
11.000	0.000	0.000	0.000		0.001	-	-	0.000	0.000	0.000		0.001	-	-		0.000	0.000	0.000		3.68	-	-		0.000	0.000	0.000		3.68	-	-		0.110			
Totals:					0	0						0	0									0	0									0	6	0	304
Number of Trades:					0							0											0.00									0			0

OPAP (CR)

(Contract Size: 100 Securities, Exercise Style: American, Physical Delivery)

Exercise Price	Call Options													Put Options													Exercise Price							
	August 2024						September 2024						Other Months		August 2024						September 2024							Other Months						
	Open price	Price max	Price min	Last price	Closing price	Volume	Open Interest	Open price	Price max	Price min	Last price	Closing price	Volume	Open Interest	Volume	Open Interest	Open price	Price max	Price min	Last price	Closing price	Volume	Open Interest	Open price	Price max	Price min		Last price	Closing price	Volume	Open Interest	Volume	Open Interest	
9.600	0.000	0.000	0.000	6.01	-	-	0.000	0.000	0.000	6.03	-	-				0.000	0.000	0.000	0.001	-	-				0.000	0.000	0.000	0.001	-	-			0.096	
10.000	0.000	0.000	0.000	5.61	-	-	0.000	0.000	0.000	5.63	-	-				0.000	0.000	0.000	0.001	-	-				0.000	0.000	0.000	0.001	-	-			0.100	
11.000	0.000	0.000	0.000	4.61	-	-	0.000	0.000	0.000	4.64	-	-				0.000	0.000	0.000	0.001	-	-				0.000	0.000	0.000	0.001	-	-			0.110	
12.000	0.000	0.000	0.000	3.62	-	-	0.000	0.000	0.000	3.64	-	-				0.000	0.000	0.000	0.001	-	-				0.000	0.000	0.000	0.001	-	-			0.120	
13.000	0.000	0.000	0.000	2.62	-	-	0.000	0.000	0.000	2.64	-	-				0.000	0.000	0.000	0.001	-	-				0.000	0.000	0.000	0.004	-	-			0.130	
14.000	0.000	0.000	0.000	1.62	-	5	0.000	0.000	0.000	1.69	-	-				0.000	0.000	0.000	0.001	-	20				0.000	0.000	0.000	0.043	-	-			0.140	
15.000	0.000	0.000	0.000	0.664	-	-	0.000	0.000	0.000	0.877	-	-				0.000	0.000	0.000	0.048	-	15			0.268	0.268	0.266	0.266	0.266	20	0			0.150	
16.000	0.000	0.000	0.000	0.101	-	50	0.000	0.000	0.000	0.345	-	6				0.000	0.000	0.000	0.485	-	-				0.000	0.000	0.000	0.701	-	-			0.160	
17.000	0.000	0.000	0.000	0.003	-	-	0.000	0.000	0.000	0.100	-	-				0.000	0.000	0.000	1.39	-	-				0.000	0.000	0.000	1.46	-	-			0.170	
18.000	0.000	0.000	0.000	0.001	-	-	0.000	0.000	0.000	0.021	-	-				0.000	0.000	0.000	2.39	-	-				0.000	0.000	0.000	2.39	-	-			0.180	
19.000	0.000	0.000	0.000	0.001	-	-	0.000	0.000	0.000	0.003	-	-				0.000	0.000	0.000	3.39	-	-				0.000	0.000	0.000	3.39	-	-			0.190	
20.000	0.000	0.000	0.000	0.001	-	-	0.000	0.000	0.000	0.001	-	-				0.000	0.000	0.000	4.39	-	-				0.000	0.000	0.000	4.39	-	-			0.200	
22.000	0.000	0.000	0.000	0.001	-	-	0.000	0.000	0.000	0.001	-	-				0.000	0.000	0.000	6.39	-	-				0.000	0.000	0.000	6.39	-	-			0.220	
24.000					-	-	0.000	0.000	0.000	0.001	-	-																						0.240
Totals:					0	55					0	6	0	0					0	35								20	3	0	0			
Number of Trades:					0						0		0						0.00									2		0				

OTE (CR)

(Contract Size: 100 Securities, Exercise Style: American, Physical Delivery)

Call Options														Put Options																		
August 2024							September 2024							Other Months		August 2024							September 2024							Other Months		Exercise Price
Open price	Price max	Price min	Last price	Closing price	Volume	Open Interest	Open price	Price max	Price min	Last price	Closing price	Volume	Open Interest	Volume	Open Interest	Open price	Price max	Price min	Last price	Closing price	Volume	Open Interest	Open price	Price max	Price min	Last price	Closing price	Volume	Open Interest	Volume	Open Interest	
9.200	0.000	0.000	0.000	5.27	-	-	0.000	0.000	0.000	0.000	5.29	-	-			0.000	0.000	0.000	0.001	-	-			0.000	0.000	0.000	0.001	-	-			0.092
9.600	0.000	0.000	0.000	4.87	-	-	0.000	0.000	0.000	0.000	4.89	-	-			0.000	0.000	0.000	0.001	-	-			0.000	0.000	0.000	0.001	-	-			0.096
10.000	0.000	0.000	0.000	4.47	-	-	0.000	0.000	0.000	0.000	4.49	-	-			0.000	0.000	0.000	0.001	-	-			0.000	0.000	0.000	0.001	-	-			0.100
11.000	0.000	0.000	0.000	3.47	-	-	0.000	0.000	0.000	0.000	3.50	-	-			0.000	0.000	0.000	0.001	-	-			0.000	0.000	0.000	0.009	-	-			0.110
12.000	0.000	0.000	0.000	2.48	-	-	0.000	0.000	0.000	0.000	2.50	-	-			0.000	0.000	0.000	0.001	-	-			0.000	0.000	0.000	0.003	-	-			0.120
13.000	0.000	0.000	0.000	1.48	-	40	0.000	0.000	0.000	0.000	1.55	-	-			0.000	0.000	0.000	0.002	-	5			0.000	0.000	0.000	0.045	-	-			0.130
14.000	0.000	0.000	0.000	0.566	-	-	0.000	0.000	0.000	0.000	0.755	-	25			0.000	0.000	0.000	0.089	-	10			0.000	0.000	0.000	0.253	-	-			0.140
15.000	0.000	0.000	0.000	0.085	-	6	0.000	0.000	0.000	0.000	0.270	-	-			0.000	0.000	0.000	0.609	-	5			0.000	0.000	0.000	0.769	-	-			0.150
16.000	0.000	0.000	0.000	0.003	-	-	0.000	0.000	0.000	0.000	0.067	-	5			0.000	0.000	0.000	1.53	-	-			0.000	0.000	0.000	1.57	-	-			0.160
17.000	0.000	0.000	0.000	0.002	-	-	0.000	0.000	0.000	0.000	0.011	-	-			0.000	0.000	0.000	2.53	-	-			0.000	0.000	0.000	2.53	-	-			0.170
18.000	0.000	0.000	0.000	0.001	-	-	0.000	0.000	0.000	0.000	0.001	-	-			0.000	0.000	0.000	3.53	-	-			0.000	0.000	0.000	3.53	-	-			0.180
19.000	0.000	0.000	0.000	0.001	-	-	0.000	0.000	0.000	0.000	0.001	-	-			0.000	0.000	0.000	4.53	-	-			0.000	0.000	0.000	4.53	-	-			0.190
20.000	0.000	0.000	0.000	0.001	-	-	0.000	0.000	0.000	0.000	0.001	-	-			0.000	0.000	0.000	5.53	-	-			0.000	0.000	0.000	5.53	-	-			0.200
Totals:					0	46						0	30	0	0						0	20						0	45	0	0	
Number of Trades:					0						0						0						0						0			

PIRAEUS FINANCIAL HOLD (CR)

(Contract Size: 100 Securities, Exercise Style: American, Physical Delivery)

Call Options														Put Options																		
August 2024							September 2024							Other Months		August 2024							September 2024							Other Months		Exercise Price
Open price	Price max	Price min	Last price	Closing price	Volume	Open Interest	Open price	Price max	Price min	Last price	Closing price	Volume	Open Interest	Volume	Open Interest	Open price	Price max	Price min	Last price	Closing price	Volume	Open Interest	Open price	Price max	Price min	Last price	Closing price	Volume	Open Interest	Volume	Open Interest	
1.800					-	-	0.000	0.000	0.000		1.92	-	-			-	-	0.000	0.000	0.000		0.001	-	-			-	-			0.018	
1.900					-	-	0.000	0.000	0.000		1.82	-	-			-	-	0.000	0.000	0.000		0.001	-	-			-	-			0.019	
2.000					-	-	0.000	0.000	0.000		1.72	-	-			-	-	0.000	0.000	0.000		0.001	-	-			-	-			0.020	
2.200					-	-	0.000	0.000	0.000		1.53	-	-			-	-	0.000	0.000	0.000		0.001	-	-			-	-			0.022	
2.400	0.000	0.000	0.000		1.32	-	-	0.000	0.000	0.000		1.33	-	-			0.000	0.000	0.000		0.001	-	-			0.001	-	-			0.024	
2.600	0.000	0.000	0.000		1.12	-	-	0.000	0.000	0.000		1.13	-	-			0.000	0.000	0.000		0.001	-	-			0.001	-	-			0.026	
2.800	0.000	0.000	0.000		0.921	-	-	0.000	0.000	0.000		0.928	-	-			0.000	0.000	0.000		0.001	-	-			0.001	-	-			0.028	
3.000	0.000	0.000	0.000		0.721	-	-	0.000	0.000	0.000		0.733	-	-			0.000	0.000	0.000		0.001	-	-			0.006	-	-			0.030	
3.200	0.000	0.000	0.000		0.522	-	-	0.000	0.000	0.000		0.548	-	-			0.000	0.000	0.000		0.002	-	-			0.020	-	-			0.032	
3.400	0.000	0.000	0.000		0.326	-	20	0.000	0.000	0.000		0.383	-	-			0.000	0.000	0.000		0.004	-	-			0.055	-	-			0.034	
3.600	0.000	0.000	0.000		0.155	-	-	0.000	0.000	0.000		0.246	-	-			0.000	0.000	0.000		0.034	-	-			0.118	-	-			0.036	
3.800	0.000	0.000	0.000		0.050	-	-	0.000	0.000	0.000		0.147	-	-			0.000	0.000	0.000		0.128	-	-			0.219	-	-			0.038	
4.000	0.000	0.000	0.000		0.010	-	-	0.000	0.000	0.000		0.080	-	-			0.000	0.000	0.000		0.288	-	-			0.352	-	-			0.040	
4.400	0.000	0.000	0.000		0.001	-	-	0.000	0.000	0.000		0.018	-	-			0.000	0.000	0.000		0.680	-	-			0.692	-	-			0.044	
4.800	0.000	0.000	0.000		0.001	-	-	0.000	0.000	0.000		0.003	-	-			0.000	0.000	0.000		1.08	-	-			1.08	-	-			0.048	
5.200	0.000	0.000	0.000		0.001	-	-	0.000	0.000	0.000		0.001	-	-			0.000	0.000	0.000		1.48	-	-			1.48	-	-			0.052	
5.600	0.000	0.000	0.000		0.001	-	-	0.000	0.000	0.000		0.001	-	-			0.000	0.000	0.000		1.88	-	-			1.88	-	-			0.056	
6.000	0.000	0.000	0.000		0.001	-	-	0.000	0.000	0.000		0.001	-	-			0.000	0.000	0.000		2.28	-	-			2.28	-	-			0.060	
6.400					-	-	0.000	0.000	0.000		0.001	-	-			-	-	0.000	0.000	0.000		2.68	-	-			-	-			0.064	
Totals:					0	20							0	0	0							0	0							0	0	
Number of Trades:					0								0	0								0.00								0	0	

PPC (CR)

(Contract Size: 100 Securities, Exercise Style: American, Physical Delivery)

Call Options														Put Options																				
August 2024							September 2024							Other Months		August 2024							September 2024							Other Months		Exercise Price		
Open price	Price max	Price min	Last price	Closing price	Volume	Open Interest	Open price	Price max	Price min	Last price	Closing price	Volume	Open Interest	Volume	Open Interest	Open price	Price max	Price min	Last price	Closing price	Volume	Open Interest	Open price	Price max	Price min	Last price	Closing price	Volume	Open Interest	Volume	Open Interest			
6.800					-	-	0.000	0.000	0.000		4.22	-	-			-	-	0.000	0.000	0.000		0.001	-	-								0.068		
7.200					-	-	0.000	0.000	0.000		3.82	-	-			-	-	0.000	0.000	0.000		0.001	-	-								0.072		
7.600					-	-	0.000	0.000	0.000		3.42	-	-			-	-	0.000	0.000	0.000		0.001	-	-								0.076		
8.000	0.000	0.000	0.000		3.00	-	-	0.000	0.000	0.000		3.02	-	-		0.000	0.000	0.000		0.001	-	-		0.000	0.000	0.000		0.001	-	-		0.080		
8.400	0.000	0.000	0.000		2.60	-	-	0.000	0.000	0.000		2.62	-	-		0.000	0.000	0.000		0.001	-	-		0.000	0.000	0.000		0.001	-	-		0.084		
8.800	0.000	0.000	0.000		2.20	-	-	0.000	0.000	0.000		2.23	-	-		0.000	0.000	0.000		0.001	-	-		0.000	0.000	0.000		0.005	-	-		0.088		
9.200	0.000	0.000	0.000		1.80	-	-	0.000	0.000	0.000		1.84	-	-		0.000	0.000	0.000		0.001	-	-		0.000	0.000	0.000		0.016	-	-		0.092		
9.600	0.000	0.000	0.000		1.40	-	-	0.000	0.000	0.000		1.47	-	-		0.000	0.000	0.000		0.008	-	-		0.000	0.000	0.000		0.045	-	-		0.096		
10.000	0.000	0.000	0.000		1.01	-	-	0.000	0.000	0.000		1.12	-	-		0.000	0.000	0.000		0.004	-	-		0.000	0.000	0.000		0.100	-	-		0.100		
11.000	0.000	0.000	0.000		0.210	-	55	0.000	0.000	0.000		0.464	-	70		0.000	0.000	0.000		0.206	-	5		0.000	0.000	0.000		0.439	-	-		0.110		
12.000	0.000	0.000	0.000		0.007	-	4	0.000	0.000	0.000		0.136	-	-		0.000	0.000	0.000		1.00	-	2		0.000	0.000	0.000		1.11	-	-		0.120		
13.000	0.000	0.000	0.000		0.001	-	-	0.000	0.000	0.000		0.029	-	-		0.000	0.000	0.000		2.00	-	-		0.000	0.000	0.000		2.01	-	-		0.130		
14.000	0.000	0.000	0.000		0.001	-	-	0.000	0.000	0.000		0.004	-	-		0.000	0.000	0.000		3.00	-	-		0.000	0.000	0.000		3.00	-	-		0.140		
15.000	0.000	0.000	0.000		0.001	-	-	0.000	0.000	0.000		0.001	-	-		0.000	0.000	0.000		4.00	-	-		0.000	0.000	0.000		4.00	-	-		0.150		
16.000	0.000	0.000	0.000		0.001	-	-	0.000	0.000	0.000		0.001	-	-		0.000	0.000	0.000		5.00	-	-		0.000	0.000	0.000		5.00	-	-		0.160		
17.000	0.000	0.000	0.000		0.001	-	-	0.000	0.000	0.000		0.001	-	-		0.000	0.000	0.000		6.00	-	-		0.000	0.000	0.000		6.00	-	-		0.170		
18.000					-	-	0.000	0.000	0.000		0.001	-	-			-	-	0.000	0.000	0.000		7.00	-	-							0.180			
Totals:					0	59						0	70		0	0					0	7								0	5		0	0
Number of Trades:					0							0				0					0.00								0			0		

Lending Products	Underlying Title	Open Interest[5]	Multilateral Transactions[1]				Bilateral Transactions[2]		Stock Borrowing through OTC (volume)[3]	
			Volume(Offered)	Average Weighted	Transactions volume	Average Weighted	Transactions Volume	Average Weighted	Transactions Volume	
ADMIEBOR	ADMIE (IPTO) HOLDING S.A. (CR)	---	---	---	---	---	---	---	254,440	
AEGNBOR	AEGEAN AIRLINES (CR)	---	---	---	---	---	---	---	380,267	
AETFBOR	ALPHA ETF FTSE Athex Large Cap	---	---	---	---	---	---	---	---	
ALPHABOR	ALPHA SERVICES HOLD (CR)	10,000	---	---	---	---	---	---	65,842,237	
AIABOR	ATHENS INTL AIRPORT (CR)	---	---	---	---	---	---	---	258,201	
ACAGBOR	AUSTRIACARD (CB)	---	---	---	---	---	---	---	---	
OTOELBOR	AUTOHELLAS SA (CR)	1,500	---	---	---	---	---	---	72,689	
AVAXBOR	AVAX S.A. (CR)	---	---	---	---	---	---	---	---	
EEEBOR	CC HBC AG (CR)	30,869	---	---	---	---	---	---	87,221	
CENERBOR	CENERGY HOLDINGS (CB)	---	---	---	---	---	---	---	11,527	
DIMANDBOR	DIMAND (CR)	---	---	---	---	---	---	---	87,077	
ELLAKTORBOR	ELLAKTOR (CR)	2,681	---	---	---	---	---	---	106,716	
ELHABOR	ELVALHALCOR (CR)	788	---	---	---	---	---	---	244,786	
EPSILBOR	EPSILON NET (CR)	---	---	---	---	---	---	---	8,000	
EUROBBOR	EUROBANK HOLDINGS (CR)	67,633	---	---	100,000	5.39%	---	---	36,054,932	
EYDAPBOR	EYDAP S.A. (CR)	845	---	---	---	---	---	---	205,465	
FOYRKBOR	FOURLIS (CR)	611	---	---	---	---	---	---	43,970	
GEKTERNABOR	GEK TERNA (CR)	---	---	---	---	---	---	---	5,700	
SARBOR	GR. SARANTIS S.A. (CR)	6,004	---	---	100	4.98%	---	---	16,411	
EXAEBOR	HELLENIC EXCHANGES-A.S.E. (CR)	10,400	---	---	250	4.75%	---	---	152,047	
ELPEBOR	HELLENIQ ENERGY (CR)	---	---	---	---	---	---	---	1,012,167	
INTEKBOR	IDEAL HOLDINGS (CR)	---	---	---	---	---	---	---	14,800	
INTRKBOR	INTRACOM HOLDINGS (CR)	---	---	---	---	---	---	---	2,700	
INKATBOR	INTRAKAT (CR)	---	---	---	---	---	---	---	568,550	
INLOTBOR	INTRALOT (CR)	---	---	---	---	---	---	---	322,055	
BELABOR	JUMBO SA (CR)	6,029	---	---	---	---	---	---	205,735	
KRIBOR	KRI-KRI S.A. (CR)	---	---	---	---	---	---	---	140	
LAMDABOR	LAMDA DEVELOPMENT SA (CR)	---	---	---	---	---	---	---	233,705	
LAVIBOR	LAVIPHARM SA (CR)	---	---	---	---	---	---	---	---	
MYTILBOR	METLEN ENERGY & METALS (CR)	1,000	---	---	---	---	---	---	177,889	
MIGBOR	MIG (CR)	541	---	---	---	---	---	---	40,179	

Stock Lending Notes

[1] - Multilateral contracts Lending or Borrowing as per Methods 8-1, 8-2 and 8-3-3 (According to ATHEX BoD Resolution No.17)

[2] - Bilateral Contracts Lending or Borrowing as per Methods 8-3-1 and 8-3-2 & Contracts as per Method 4 (According to ATHEX BoD Resolution No.20)

[3] - The information concerning OTC Stock Borrowing Transactions is based on the statements of the Dematerialised Securities System (DSS) operators involved and refers to volumes that have been registered up until the previous working day.

[4] - Average Price (Volume weighted)

[5] - The Data concerning Open Interest before the start of trading session

Lending Products	Underlying Title	Open Interest[5]	Multilateral Transactions[1]				Bilateral Transactions[2]		Stock Borrowing through OTC (volume)[3]
			Volume(Offered)	Average Weighted	Transactions volume	Average Weighted	Transactions Volume	Average Weighted	Transactions Volume
MOHBOR	MOTOR OIL (CR)	1,000	---	---	---	---	---	1,191,384	
ETEBOR	NATIONAL BANK (CR)	58,735	---	---	82,763	5.97%	---	11,846,056	
OPAPBOR	OPAP (CR)	8,119	---	---	---	---	---	1,738,221	
OPTIMABOR	OPTIMA BANK (CR)	6,000	---	---	---	---	---	1,167,110	
HTOBOR	OTE (CR)	---	---	---	---	---	---	1,553,560	
PPABOR	P.P.A. S.A. (CR)	1,000	---	---	---	---	---	78,674	
TPEIRBOR	PIRAEUS FINANCIAL HOLD (CR)	5,000	---	---	---	---	---	13,065,945	
PPCBOR	PPC (CR)	2,000	---	---	---	---	---	1,468,344	
PROFBOR	PROFILE SA (CR)	---	---	---	---	---	---	6,192	
QUESTBOR	QUEST HOLDINGS (CR)	391	---	---	---	---	---	26,814	
OLYMPBOR	TECHNICAL OLYMPIC SA (CR)	---	---	---	---	---	---	---	
TENERGYBOR	TERNA ENERGY (CR)	65	---	---	---	---	---	562,234	
EYAPSBOR	THESSALONIKA WATER & SEWERAGE	---	---	---	---	---	---	---	
PLATBOR	THRACE PLASTICS SA (CR)	1,500	---	---	---	---	---	1,596	
TITCBOR	TITAN CEMENT (CB)	289	---	---	---	---	---	204,466	
VIOBOR	VIOHALCO SA/NV (CB)	6,744	---	---	---	---	---	---	

Stock Lending Notes

[1] - Multilateral contracts Lending or Borrowing as per Methods 8-1, 8-2 and 8-3-3 (According to ATHEX BoD Resolution No.17)

[2] - Bilateral Contracts Lending or Borrowing as per Methods 8-3-1 and 8-3-2 & Contracts as per Method 4 (According to ATHEX BoD Resolution No.20)

[3] - The information concerning OTC Stock Borrowing Transactions is based on the statements of the Dematerialised Securities System (DSS) operators involved and refers to volumes that have been registered up until the previous working day.

[4] - Average Price (Volume weighted)

[5] - The Data concerning Open Interest before the start of trading session

Sectors codification for listed companies

12003-	ETF	10101010	Computer Services
10101015	Software	10102030	Computer Hardware
15101010	Telecommunications Equipment	15102015	Telecommunications Services
20101010	Health Care Facilities	20101025	Health Care Services
20102010	Medical Equipment	20103015	Pharmaceuticals
30101010	Banks	30202000	Diversified Financial Services
30202010	Asset Managers & Custodians	30202015	Investment Services
30204000	Closed End Investments	30302010	Full Line Insurance
30302015	Insurance Brokers	30302025	Property and Casualty Insurance
35101010	Real Estate Holding and Development	35101015	Real Estate Services
35102000	Diversified REITs	35102030	Office REITs
35102045	Retail REITs.	40201040	Rental & Leasing Services: Consumer
40202010	Home Construction	40202015	Household Furnishings
40202020	Household Appliance	40203040	Electronic Entertainment
40204020	Clothing & Accessories	40301010	Entertainment
40301030	Publishing	40301035	Radio & TV Broadcasters
40401010	Diversified Retailers	40401020	Apparel Retailers
40401025	Home Improvement Retailers	40401030	Specialty Retailers
40501010	Airlines	40501015	Travel & Tourism
40501020	Casinos & Gambling	40501025	Hotels & Motels
45101015	Distillers & Vintners	45101020	Soft Drinks
45102010	Farming Fishing Ranching & Plantations	45102020	Food Products
45103010	Tobacco	45201010	Food Retailers & Wholesalers
45201020	Personal Products	50101010	Construction
50101020	Building Roof/Wallboard and Plumbing	50101030	Cement
50101035	Building Materials: Other	50202010	Electrical Components
50203015	Plastics	50203030	Containers & Packaging
50204000	Machinery: Industrial	50204020	Machinery: Construction & Handling
50205010	Industrial Suppliers	50205020	Back Office Support HR & Consulting
50205030	Forms & Bulk Printing Services	50206015	Commercial Vehicles & Parts
50206030	Marine Transportation	50206060	Transportation Services
55101000	Diversified Materials	55101020	Textile Products
55102000	General Mining	55102010	Iron & Steel
55102015	Metal Fabricating	55102035	Aluminum
60101020	Oil Refining and Marketing	65101010	Alternative Electricity
65101015	Conventional Electricity	65102000	Multi-Utilities
65102030	Water		



ATHEX
Athens Stock Exchange

Λεωφ. Αθηνών 110 104 42 Αθήνα
110, Athinon Ave. GR 104 42 Athens
tel. (+30)210-33.66.800, fax (+30)210-33.66.101
www.athexgroup.gr