

24

Ημερήσιο Δελτίο  
Συναλλακτικής Δραστηριότητας

Daily Official List  
of Trading Activity

Thursday, 8 August, 2024

Year: 145 Trading Day No: 149



**ATHEXGROUP**  
Athens Exchange Group

**Disclaimer:**

Hellenic Exchanges-Athens Stock Exchange S.A. endeavours to ensure that the data and other material ("Information") presented on the Daily Official List are accurate and complete, but it is not liable for any errors or omissions of data or /and for the accuracy, credibility, updating and completeness of the aforesaid information nor it has any liability arising directly or indirectly from the use of the above Information.

The Company is not liable for the accuracy of the data included in listed companies' announcements. Only the sender of such an announcement is fully and solely liable for any infringement of third party's rights from the content of such announcement. All contents of the Daily Official List are provided only for information purposes and do not constitute investment advice or solicitation to invest in securities or other products listed for trading on the Exchange.

You acknowledge and agree that the Company is the owner of any property rights related to any Information appearing on the Daily Official List including intellectual property rights copyright, trademarks, etc.

The above data are a property of the Hellenic Exchanges-Athens Exchange and are copyright protected. Users are forbidden to reproduce, modify, copy, sale, transmit or redistribute, by all reproduction means and methods, part or the whole of the above data, without reference to their source.

The commercial exploitation of these data is, also, forbidden by third parties. Hellenic Exchanges-Athens Exchange does not carry any responsibility, direct or indirect, derived from usage or accidental alteration of the above data when used by third parties.

---

**Hellenic Exchanges – Athens Stock Exchange S.A.**

110 Athinon Ave., 10442 Athens, Tel: (210) 33.66.800, Fax: (210) 32.13.938

[www.athexgroup.gr](http://www.athexgroup.gr)

---

**Thessalonica Stock Exchange Center (T.S.E.C)**

16-18 Katouni Str., Thessalonica 546 25 Tel: (2310) 567.667, Fax: (2310) 530.545

---

**Athex Members Guarantee Fund**

14-16 Fidiou Str., Athens 106 78, Tel: (210) 33.04.682, Fax: (210) 33.04.155

---

**Hellenic Republic Capital Market Commission**

1 Kolokotroni Str. & 1 Stadiou Str., Athens 10562 Tel: (210) 33.77.100 Fax: (210) 33.77.173

---

**Table of Contents**

---

**Section 1: Statistical Figures of Securities, Derivatives and Lending**

Summary of Markets

Athex Indices

Analytic Figures for Athex Market's Boards and Categories

Trading Details by Athex Sectors and Financial Instruments (ETFs)

Top 10 best &amp; worst performing Shares

Derivatives Summary

**Section 2: Analytic Figures of Shares Transactions**

Analytic Figures of Shares Transactions

Shares' Notes

**Section 3: Figures of Securities Transactions**

Securities Blocks Details

Shares Rights Details

Stock Borrowing

Forced Sales Details

Forced Sales Registered Shares

Exchange Traded Funds (ETFs) Characteristics

**Section 5: Bonds traded in Fixed Income Assets Market**

Convertible Corporate Bonds - Regulated Market

Non Convertible Corporate Bonds - Regulated Market

Government Bonds

Treasury Bills &amp; Zero Coupon Government Bonds

Government Bonds Traded with the Open Outcry Method

State Banks Bonds

**Section 6: Additional Infos**

Athex &amp; ATHEXClear Members List

List of Stocks under Market Making operations

**Section 7: Derivatives Market Analytic Figures**

Index Futures

Stock Futures

Index Options

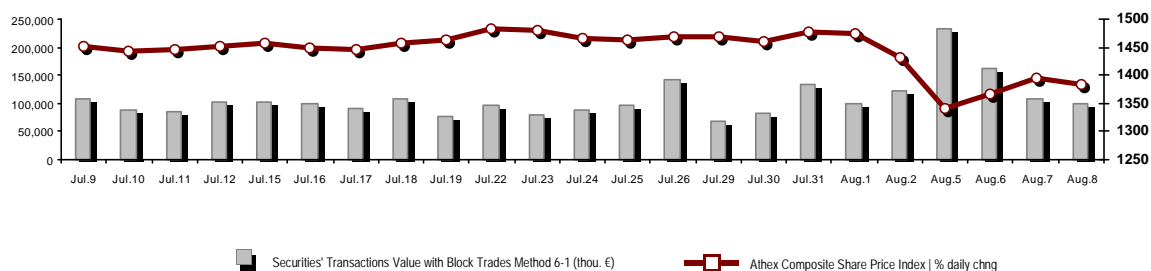
Stock Options

Stock Lending Analytic Figures

**Appendix A: Sectors codification for listed companies**

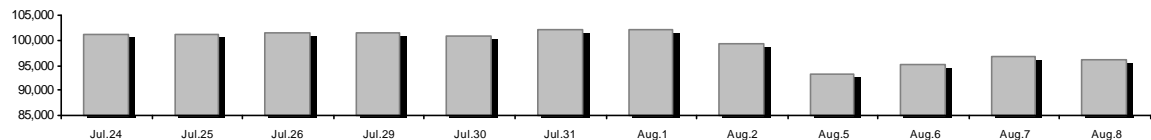
Summary of Markets

Athex Composite Share Price Index vs Shares and Derivatives Transactions Value

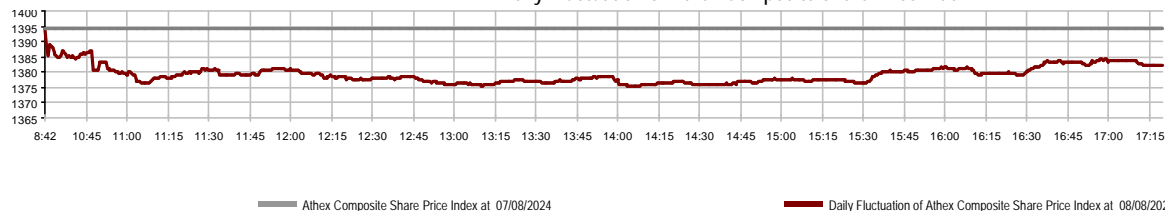


Athex Capitalisation (mill. €)**:	96,120.49	Derivatives Total Open Interest	413,411
Daily change: mill. €   %	-614.44 -0.64%	in Index Futures   % daily chng	5,271 3.68%
Yearly Avg Capitalisation: mill. €   % chng prev year Avg	97,580.76 21.39%	in Stock Futures   % daily chng	406,444 -0.83%
Athex Composite Share Price Index   % daily chng	1,382.46 -0.85%	in Index Options   % daily chng	985 13.61%
Athex Composite Share Price Index Capitalisation (mill. €)	87,769.23	in Stock Options   % daily chng	711 0.00%
Daily change (mill. €)	-612.72		
Securities' Transactions Value with Block Trades Method 6-1 (t)	98,366.45	Derivatives Contracts Volume:	12,236
Daily change: %	-8,608.21 -8.05%	Daily change: pieces   %	-15,527 -55.93%
YTD Avg Trans. Value: thou. €   % chng prev year Avg	133,655.85 21.98%	YTD Avg Derivatives Contracts % chng prev year Avg	37,628 -14.41%
Blocks Transactions Value of Method 6-1 (thou. €)	6,158.20	Derivatives Trades Number:	1,215
Blocks Transactions Value of Method 6-2 & 6-3 (thou. €)	521.10	Daily change: number   %	-1,045 -46.24%
Bonds Transactions Value (thou.€)	834.99	YTD Avg Trades number % chng prev year Avg	1,975 -15.28%
Securities' Transactions Volume with Block Trades Method 6-1 (tho)	19,870.72	Lending Total Open Interest	223,679
Daily change: thou. pieces   %	-1,806.76 -8.33%	Daily change: pieces   %	-101,230 -31.16%
YTD Avg Volume: % chng prev year Avg	29,487.32 -12.29%	Lending Volume (Multilateral/Bilateral)	18,062
Blocks Transactions Volume of Method 6-1 (thou. Pieces)	1,123.16	Daily change: pieces   %	17,292
Blocks Transactions Volume of Method 6-2 & 6-3 (thou. Pieces)	27.00	Multilateral Lending	6,065
Bonds Transactions Volume	857,000	Bilateral Lending	11,997
Securities' Trades Number with Block Trades Method 6-1	34,559	Lending Trades Number:	6
Daily change: number   %	-5,996 -14.78%	Daily change: %	0
YTD Avg Trades number % chng prev year Avg	38,955 7.54%	Multilateral Lending Trades Number	5
Number of Blocks Method 6-1	7	Bilateral Lending Trades Number	1
Number of Blocks Method 6-2 & 6-3	1		
Number of Bonds Transactions	123		

Athex Capitalisation (mill. €)\*\*



Daily Fluctuation of Athex Composite Share Price Index



## Athex Indices

Index name	08/08/2024	07/08/2024	pts.	%	Min	Max	Year min	Year max	Year change
Athex Composite Share Price Index	1,382.46 €	1,394.29	-11.83	-0.85%	1,375.27	1,394.29	1,293.14	1,505.35	6.91% #
Athex Composite Index Total Return Index	2,606.98 €	2,629.29	-22.31	-0.85%	2,593.42	2,629.29	2,355.44	2,789.06	10.68% #
Athex ESG Index	1,581.18 €	1,594.16	-12.98	-0.81%	1,570.38	1,594.16	1,471.77	1,722.97	7.43% #
ATHEX Alternative Market Price Index	13,604.69 €	13,669.66	-64.97	-0.48%	13,437.93	13,669.66	9,352.11	15,217.49	45.47% #
FTSE/Athex Large Cap	3,364.32 €	3,394.20	-29.88	-0.88%	3,342.61	3,394.20	3,122.79	3,665.50	7.73% #
FTSE/Athex Mid Cap Index	2,199.92 #	2,194.99	4.93	0.22%	2,180.94	2,201.85	2,054.77	2,459.55	-2.26% €
FTSE/ATHEX High Dividend Yield Index	3,771.90 €	3,834.80	-62.90	-1.64%	3,771.53	3,834.80	3,629.54	4,217.66	0.01% #
FTSE/Athex Market Index	801.99 €	808.21	-6.22	-0.77%	796.59	808.21	746.82	875.18	7.39% #
FTSE/Athex Banks	1,208.97 €	1,216.56	-7.59	-0.62%	1,189.22	1,216.56	1,057.67	1,354.57	13.88% #
FTSE/ATHEX TECHNOLOGY & TELECOMMUNICAT	5,413.52 €	5,468.65	-55.13	-1.01%	5,403.71	5,468.65	4,915.95	5,705.00	6.72% #
FTSE/ATHEX FINANCIAL SERVICES	5,676.86 €	5,713.56	-36.70	-0.64%	5,585.54	5,713.56	4,996.31	6,357.41	13.21% #
FTSE/ATHEX REAL ESTATE	4,786.67 €	4,796.65	-9.98	-0.21%	4,747.58	4,804.03	4,507.00	5,120.52	-3.50% €
FTSE/ATHEX CONSUMER DISCRETIONARY	4,794.29 €	4,874.50	-80.21	-1.65%	4,794.29	4,874.50	4,663.68	5,557.48	-4.42% €
FTSE/ATHEX CONSUMER STAPLES	6,054.91 €	6,087.76	-32.85	-0.54%	6,024.39	6,176.52	5,069.68	6,491.28	18.99% #
FTSE/ATHEX INDUSTRIALS	6,227.58 €	6,250.57	-22.99	-0.37%	6,180.28	6,250.57	5,044.08	6,587.56	22.56% #
FTSE/ATHEX BASIC MATERIALS	4,646.08 €	4,658.90	-12.82	-0.28%	4,595.51	4,658.90	4,369.10	5,876.05	-4.59% €
FTSE/ATHEX ENERGY & UTILITIES	4,820.21 €	4,860.67	-40.46	-0.83%	4,803.96	4,860.67	4,536.38	5,474.06	-3.36% €
Athex All Share Index	322.49 €	324.56	-2.07	-0.64%	322.49	322.49	304.60	347.29	6.78% #
Hellenic Mid & Small Cap Index	1,988.66 €	2,003.97	-15.31	-0.76%	1,979.16	2,003.97	1,881.89	2,157.15	3.09% #
FTSE/Athex Large Cap Total Return	5,771.78 €	5,823.04	-51.26	-0.88%			5,201.70	6,187.73	11.70% #
FTSE/Athex Mid Cap Total Return	3,003.55 #	2,996.82	6.73	0.22%			2,872.41	3,302.69	-0.91% €
MSCI GREECE REBASED	5,261.88 €	5,317.77	-55.89	-1.05%	5,216.83	5,317.77	4,964.20	5,837.84	5.56% #
Hellenic Corporate Bond Index	134.72 #	134.58	0.15	0.11%			129.54	134.92	3.92% #
Hellenic Corporate Bond Price Index	92.34 #	92.25	0.09	0.10%			90.52	92.53	1.87% #

Note 1: FTSE/Med 100, Hellenic Corporate Bond Price Index and Hellenic Corporate Bond Index closing prices refer to the previous trading day of 06/08/2024.

Note 2: The Hellenic Mid & Small Cap Index is a Customized index calculated by the Athens Exchange.

## Analytic Figures for Athex Market's Boards and Categories

	Total Traded Securities	Main Market	Surveillance	Exchange Traded Funds (ETFs)
Totals	121	112	8	1
Gain / Lose / Same:	33 / 59 / 29	31 / 57 / 24	2 / 1 / 5	0 / 1 / 0
Athex Capitalisation (mill. €) **	96,120.49	96,054.28	66.21	
Daily Average Trans/ons Value(thou.€)	133,655.85	133,479.85	33.29	259.23
Transactions Value	98,887.55	98,335.10	8.35	544.10
Main Board:	92,208.25	91,655.80	8.35	544.10
Blocks Board 6_2_3:	6,679.30	6,679.30	0.00	0.00
Forced Sales Board:	0.00	0.00	0.00	0.00
Special Terms Board:	0.00	0.00	0.00	0.00
Daily Average Transactions Volume	29,487,324	29,351,718	148,289	7,495
Transactions Volume	19,897,722	19,837,651	43,897	16,174
Main Board:	18,747,561	18,687,490	43,897	16,174
Blocks Board 6_2_3:	1,150,161	1,150,161	0	0
Forced Sales Board:	0	0	0	0
Special Terms Board:	0	0	0	0
Daily Average Number of Trades	38,955	38,844	62	50
Number of Trades	34,560	34,499	37	24
Main Board:	34,552	34,491	37	24
Blocks Board 6_2_3:	8	8	0	0
Forced Sales Board:	0	0	0	0
Special Terms Board:	0	0	0	0

## Trading Details by Athex Sectors and Financial Instruments (ETFs)

Code	Sectors	Gain / Lose / Same	Number of Trades	Transactions Volume	Transactions Value	% of Total Trans. Value
3010	- Banks	3 / 4 / 0	13,164	14,649,865	44,080,064.57	44.58%
5510	- Basic Resources	2 / 6 / 4	861	282,796	749,466.68	0.76%
5010	- Construction & Materials	2 / 10 / 1	2,408	713,936	3,769,584.12	3.81%
4020	- Consumer Products & Services	1 / 4 / 1	254	93,727	85,754.36	0.09%
6010	- Energy	0 / 3 / 1	2,697	312,494	4,806,570.59	4.86%
12000	- Financial Instruments	0 / 1 / 0	24	16,174	544,096.49	0.55%
3020	- Financial Services	0 / 4 / 0	204	36,732	164,109.39	0.17%
4510	- Food Beverage & Tobacco	4 / 1 / 2	197	50,833	706,887.71	0.71%
2010	- Health Care	1 / 1 / 1	171	59,907	54,681.28	0.06%
5020	- Industrial Goods & Services	4 / 7 / 5	1,609	355,589	2,188,124.27	2.21%
3030	- Insurance	0 / 0 / 1	14	1,446	7,076.12	0.01%
4030	- Media	0 / 0 / 1	2	1,869	747.60	0.00%
4520	- Personal Care, Drug & Grocery Stores	0 / 1 / 1	362	26,612	248,484.92	0.25%
3510	- Real Estate	6 / 3 / 3	762	265,673	1,007,186.63	1.02%
4040	- Retail	2 / 2 / 2	3,173	546,985	11,709,222.07	11.84%
1010	- Technology	2 / 8 / 2	838	274,635	1,657,839.42	1.68%
1510	- Telecommunications	1 / 1 / 0	1,878	598,035	8,685,892.55	8.78%
4050	- Travel & Leisure	3 / 1 / 2	2,283	792,477	5,911,677.66	5.98%
6510	- Utilities	2 / 2 / 2	3,659	817,937	12,510,081.26	12.65%

## Top 10 best &amp; worst performing Shares

## Main Market

With positive Price change	Closing price	change	With negative Price change	Closing price	change
ORILINA PROPERTIES REIC (CR)	0.867	2.60% #	CPI SA (CR)	0.604	-5.62% €
OPTIMA BANK (CR)	11.66	1.92% #	JUMBO SA (CR)	22.02	-5.33% €
SPACE HELLAS SA (CR)	6.76	1.81% #	MOTOR OIL (CR)	21.96	-3.68% €
INTRAKAT (CR)	5.03	1.41% #	BIOKARPET S.A.(CR)	2.21	-3.49% €
OPAP (CR)	15.61	1.23% #	INTRACOM HOLDINGS (CR)	3.025	-2.42% €
ELVALHALCOR (CR)	1.782	1.14% #	EKTER SA (CR)	1.962	-2.39% €
KTIMA KOSTAS LAZARIDIS SA (CR)	1.82	1.11% #	ATHENS INTL AIRPORT (CR)	7.49	-2.09% €
FOURLIS (CR)	3.73	1.08% #	HELLENIC EXCHANGES-A.S.E. (CR)	4.4	-2.00% €
AUSTRIACARD (CB)	5.68	1.07% #	DROMEAS SA (CR)	0.296	-1.99% €
IDEAL HOLDINGS (CR)	5.73	1.06% #	AEGEAN AIRLINES (CR)	10.68	-1.93% €
With the highest Transactions Value	Value (thou. €)	change	With the highest Transactions Volume	Volume	change
NATIONAL BANK (CR)	16,752.04	-1.48% €	ALPHA SERVICES HOLD (CR)	5,955,753	-1.65% €
JUMBO SA (CR)	11,624.91	-5.33% €	EUROBANK HOLDINGS (CR)	3,349,870	0.61% #
PIRAEUS FINANCIAL HOLD (CR)	11,127.05	-0.54% €	PIRAEUS FINANCIAL HOLD (CR)	3,005,411	-0.54% €
ALPHA SERVICES HOLD (CR)	9,175.55	-1.65% €	NATIONAL BANK (CR)	2,302,251	-1.48% €
OTE (CR)	8,666.74	-1.57% €	OTE (CR)	595,116	-1.57% €
EUROBANK HOLDINGS (CR)	6,589.18	0.61% #	JUMBO SA (CR)	519,754	-5.33% €
METLEN ENERGY & METALS (CR)	5,231.83	0.41% #	PPC (CR)	453,042	-1.43% €
PPC (CR)	4,993.79	-1.43% €	INTRALOT (CR)	420,779	0.00% -
OPAP (CR)	4,806.59	1.23% #	OPAP (CR)	308,791	1.23% #
MOTOR OIL (CR)	3,864.66	-3.68% €	MOTOR OIL (CR)	175,178	-3.68% €

Note: Stocks that are not included in the "Under Supervision" category, and the transactions value is more than 10,000 €.

## Derivatives Summary

	Number of Trades	Volume	Open Interest
Index Futures	173	693	5,271
FTSE/Athex Banks	0	0	1,262
FTSE/Athex Large Cap	173	693	3,986
MSCI GREECE REBASED	0	0	23
Stock Futures	1,039	11,536	406,444
ADMIE (IPTO) HOLDING S.A. (CR)	11	120	21,937
AEGEAN AIRLINES (CR)	7	15	3,358
ALPHA SERVICES HOLD (CR)	154	4,483	155,643
ATHENS INTL AIRPORT (CR)	11	38	1,049
AUTOHELLAS SA (CR)	0	0	151
AVAX S.A. (CR)	2	2	719
CC HBC AG (CR)	2	2	160
CENERGY HOLDINGS (CB)	33	186	3,715
ELLAKTOR (CR)	27	111	3,617
ELVALHALCOR (CR)	12	54	4,968
EUROBANK HOLDINGS (CR)	82	1,695	16,980
EYDAP S.A. (CR)	1	1	4,233
FOURLIS (CR)	5	7	1,114
GEK TERNA (CR)	62	326	12,639
HELLENIC EXCHANGES-A.S.E. (CR)	7	29	3,744
HELLENIQ ENERGY (CR)	33	69	5,741
INTRACOM HOLDINGS (CR)	7	29	7,384
INTRAKAT (CR)	28	81	2,395
JUMBO SA (CR)	17	22	315
LAMDA DEVELOPMENT SA (CR)	13	42	5,958
METLEN ENERGY & METALS (CR)	27	69	4,088
MIG (CR)	0	0	88
MOTOR OIL (CR)	44	136	2,765
NATIONAL BANK (CR)	155	1,327	16,329
OPAP (CR)	13	57	1,452
OPTIMA BANK (CR)	1	1	52
OTE (CR)	18	41	3,469
P.P.A. S.A. (CR)	0	0	80
PIRAEUS FINANCIAL HOLD (CR)	163	2,177	69,424
PPC (CR)	73	354	26,973
QUEST HOLDINGS (CR)	4	4	189
TERNA ENERGY (CR)	3	15	20,887
TITAN CEMENT (CB)	7	11	411
VIOHALCO SA/NV (CB)	17	32	4,417
Index Options	3	7	985
FTSE/Athex Large Cap	3	7	985
Stock Options	0	0	711
ALPHA SERVICES HOLD (CR)	0	0	0
NATIONAL BANK (CR)	0	0	310
OPAP (CR)	0	0	99
OTE (CR)	0	0	141
PIRAEUS FINANCIAL HOLD (CR)	0	0	20
PPC (CR)	0	0	141
<b>Total Derivatives Traded</b>	<b>1,215</b>	<b>12,236</b>	<b>413,411</b>



Number of Outstanding Securities	Nominal Value	Dividends [1] 2021 2022 2023	Date of Last Dividend [2]	Coupon Right	Note	Shares	Closing price	% change	Previous closing price/date	Open price	Price min	Price max	Last price	Avg price	Last Bid [7]	Last Ask [7]	P/E after tax	Year	Volume	Trades	Transactions Value[8]	Company Mkt Value (thou. €)	Year low	Year high	Sector[4]	
2,352,839,697	0.290	-- -- 0.026	26/07/2024	18/04/2017	--	ALPHA SERVICES HOLD (CR)	1.549	-1.65 €	1.575 07/08/2024	1.551	1.52	1.5605	1.549	1.541	12147@1.55	35938@1.55	--	--	5,955,753	3,493	9,175,551.58	3,644,548.69	1.444	1.79	30101010	
36,353,868	1.00	-- (0.025)	0.1	16/07/2024	21/08/2023	--	AUSTRIACARD (CB)	5.68	1.07 P	5.62 07/08/2024	5.62	5.59	5.68	5.68	5.633	150@5.65	23@5.68	--	--	21,290	95	119,933.69	206,489.97	5.35	6.8	10101010
48,624,764	0.080	0.46 0.65	0.7	22/04/2024	05/12/2022	--	AUTOHELLAS SA (CR)	11.28	-1.91 €	11.5 07/08/2024	11.3	11.18	11.48	11.28	11.251	245@11.20	169@11.28	--	--	4,271	96	48,052.50	548,487.34	10.4	14.1	40201040
190,162,681	--	0.05	0.08	25/06/2024	07/12/2016	--	CENERGY HOLDINGS (CB)	9.5	-- ~	9.5 07/08/2024	9.4	9.26	9.56	9.5	9.454	284@9.43	5@9.51	--	--	121,112	420	1,144,963.03	1,806,545.47	6.71	10	50202010
373,175,988	6.70	0.71 0.78	0.93	30/05/2024	29/04/2013	--	CC HBC AG (CR)	31.18	-0.06 €	31.2 07/08/2024	32.1	30.66	32.1	31.18	31.065	100@31.00	44@31.18	--	--	13,243	96	411,399.601	1,635,627.31	25.66	34.04	45101020
3,716,479,777	0.220	-- -- 0.0933	25/07/2024	20/05/2019	--	EUROBANK HOLDINGS (CR)	1.9915	0.61 P	1.9795 07/08/2024	1.96	1.93	1.999	1.9915	1.967	1545@1.99	3159@1.99	--	--	3,349,870	2,544	6,589,179.96	7,401,369.48	1.599	2.263	30101010	
305,635,185	2.18	0.1 0.3	0.9	10/07/2024	01/10/2003	--	HELLENIO ENERGY (CR)	7	-1.27 €	7.09 07/08/2024	7.05	6.965	7.105	7	7.037	809@7.00	29@7.01	--	--	132,608	723	933,127.88	2,139,446.30	6.75	8.81	60101020
83,600,000	0.690	-- -- 0.0504	25/06/2024	02/07/2024	--	INTRACOM HOLDINGS (CR)	3.025	-2.42 €	3.1 07/08/2024	3.01	3	3.07	3.025	3.03	200@3.02	5@3.03	--	--	48,035	183	145,566.89	252,890.00	2.835	4.335	10101010	
160,523,985	0.300	-- -- 12/08/2008	30/12/2022	--	INTRAKAT (CR)	--	5.03	1.41 P	4.96 07/08/2024	4.89	4.86	5.06	5.03	4.974	138@5.02	514@5.03	--	--	158,420	421	787,934.26	807,435.64	4.46	5.64	50101010	
136,059,759	0.880	0.77 0.322	1	10/07/2024	05/03/2014	--	JUMBO SA (CR)	22.02	-5.33 €	23.26 07/08/2024	22.78	22.02	22.84	22.02	22.366	2215@22.00	500@22.10	--	--	519,754	3,045	11,624,909.52	2,996,035.89	22.02	30.1	40401010
176,736,715	0.300	-- -- 30/05/2007	27/11/2019	--	LAMDA DEVELOPMENT SA (CR)	--	7.09	-0.70 €	7.14 07/08/2024	7.04	6.99	7.14	7.09	7.051	119@7.09	3@7.10	--	--	96,212	368	678,433.49	1,253,063.31	6.15	7.65	35101010	
142,891,161	0.970	0.4341 1.24	1.5531	26/06/2024	07/07/2017	--	METLEN ENERGY & METALS (CR)	34	0.41 P	33.86 07/08/2024	33.84	33.64	34.04	34	33.939	88@33.94	308@34.02	--	--	154,156	1,483	5,231,825.82	4,858,299.47	31.58	39.56	65102000
13,968,683	0.100	0.036 0.0421	0.0526	28/06/2024	02/11/2021	--	PERFORMANCE TECHNOLOGIES (CR)	6.62	-1.63 €	6.73 07/08/2024	6.73	6.62	6.73	6.62	6.665	310@6.52	388@6.60	--	--	6,842	43	45,603.81	92,472.68	4.7	7.48	10101010
27,345,120	0.280	-- -- 18/07/2005	26/02/2014	--	QUALITY & RELIABILITY SA (CR)	--	1.08	-0.19 €	1.082 07/08/2024	1.084	1.06	1.098	1.08	1.07	400@1.08	16641@1.08	--	--	24,483	62	26,190.99	29,532.73	0.6	1.62	10101010	
78,325,475	--	0.6 0.85	25/06/2024	23/07/2019	--	TITAN CEMENT (CB)	30.15	-1.15 €	30.5 07/08/2024	30.65	29.9	30.65	30.15	30.236	3@30.05	1@30.20	--	--	32,831	461	992,663.30	2,361,513.07	20.9	33	50101030	
259,189,761	0.1	0.12 0.12	25/06/2024	26/02/2016	--	VIOHALCO SANNV (CB)	5.42	-1.10 €	5.48 07/08/2024	5.45	5.32	5.45	5.42	5.364	6@5.39	20@5.43	--	--	89,879	354	482,091.81	1,404,808.50	5.03	6.63	55102015	
148,321,516	0.300	-- 0.07	0.03	29/07/2024	22/01/2020	--	AVAX S.A. (CR)	1.33	-0.30 €	1.334 07/08/2024	1.33	1.29	1.334	1.33	1.313	130@1.32	1235@1.33	--	--	157,559	313	206,948.96	197,267.62	1.194	1.884	50101010
232,000,000	2.12	0.0854 0.0682	0.0582	04/10/2023	19/06/2017	--	ADMIE (PTO) HOLDING S.A. (CR)	2.095	-- ~	2.095 07/08/2024	2.1	2.06	2.105	2.095	2.089	500@2.09	1906@2.10	8.27	2023	67,007	118	139,950.99	486,040.00	2.02	2.425	65101015
90,167,100	0.500	-- -- 0.7515	20/05/2024	24/05/2021	--	AEGEAN AIRLINES (CR)	10.68	-1.93 €	10.89 07/08/2024	10.89	10.57	10.89	10.68	10.738	1424@10.68	179@10.69	--	--	57,932	414	622,083.71	962,984.63	9.85	13.47	40501010	
103,423,291	0.570	-- -- 01/08/2011	23/08/2023	--	GEK TERNA (CR)	--	17.08	0.95 P	16.92 07/08/2024	16.88	16.58	17.1	17.08	16.949	20@17.02	2769@17.10	--	--	84,084	499	1,425,128.52	1,766,469.81	12.98	18.24	50101010	
382,000,000	2.48	-- -- 0.25	22/07/2024	12/12/2001	--	PPC (CR)	11	-1.43 €	11.16 07/08/2024	11.1	10.91	11.15	11	11.023	2000@10.99	104@11.04	--	--	453,042	1,618	4,993,792.70	4,202,000.00	10.1	12.67	65101015	
300,000,000	1.00	-- -- 0.33	21/05/2024	07/02/2024	--	ATHENS INTL AIRPORT (CR)	7.49	-2.09 €	7.65 07/08/2024	7.65	7.48	7.65	7.49	7.513	30@7.49	16@7.49	--	--	89,410	750	671,732.77	2,247,000.00	7.3	9.56	50206060	
914,715,153	1.00	-- -- 0.3643	29/07/2024	29/08/2018	--	NATIONAL BANK (CR)	7.32	-1.48 €	7.43 07/08/2024	7.43	7.202	7.43	7.32	7.276	2275@7.32	1154@7.32	--	--	2,302,251	3,660	16,752,043.35	6,695,714.92	6.222	8.65	30101010	
375,241,586	0.390	0.03 0.06	0.04	25/06/2024	14/07/2006	--	ELVALHALCOR (CR)	1.782	1.14 P	1.762 07/08/2024	1.762	1.75	1.782	1.782	1.768	850@1.78	1060@1.78	--	--	126,349	354	223,427.07	668,680.51	1.63	2.435	55102015
348,192,005	0.040	-- -- 05/07/2011	22/07/2024	--	ELLAKTOR (CR)	--	1.86	-1.06 €	1.88 07/08/2024	1.87	1.836	1.87	1.86	1.86	3000@1.86	13@1.86	--	--	109,819	323	204,262.98	647,637.13	1.77	2.84	50101010	
60,348,000	0.420	0.1515 0.1565	0.2504	25/06/2024	04/08/2021	--	HELLENIC EXCHANGES-A.S.E. (CR)	4.4	-2.00 €	4.49 07/08/2024	4.49	4.355	4.49	4.4	4.397	44@4.40	200@4.41	--	--	35,030	162	154,032.88	265,531.20	4.27	5.92	30202015
106,500,000	0.600	0.28 0.02	0.1	22/07/2024	13/09/2021	--	EYDAP S.A. (CR)	5.45	0.55 P	5.42 07/08/2024	5.31	5.29	5.45	5.45	5.334	469@5.36	800@5.46	--	--	43,825	260	233,747.55	580,425.00	5.1	6.15	65102030
604,095,621	0.300	-- -- 30/05/2013	10/10/2023	--	INTRALOT (CR)	--	1.124	-- ~	1.124 07/08/2024	1.12	1.106	1.134	1.124	1.119	3000@1.12	7406@1.13	--	--	420,779	248	470,881.14	679,003.48	1.014	1.294	40501020	
110,782,980	0.750	0.9054 1.6299	1.8415	26/06/2024	04/11/2013	--	MOTOR OIL (CR)	21.96	-3.68 €	22.8 07/08/2024	22.8	21.94	22.8	21.96	22.061	1439@21.96	4@22.08	--	--	175,178	1,931	3,864,663.46	2,432,794.24	20.9	28.56	60101020
370,062,741	0.300	0.6 1	1.6123	29/04/2024	25/06/2024	--	OPAP (CR)	15.61	1.23 P	15.42 07/08/2024	15.5	15.4	15.64	15.61	15.566	1354@15.58	447@15.61	--	--	308,791	1,605	4,806,589.42	5,776,679.39	14.4	17.35	40501020
412,693,573	2.83	0.8231 0.5888	0.7216	04/07/2024	18/06/1998	--	OTE (CR)	14.47	-1.57 €	14.7 07/08/2024	14.6	14.44	14.75	14.47	14.563	5556@14.46	296@14.55	--	--	595,116	1,858	8,666,738.59	5,971,676.00	12.76	15.27	15102015
1,250,367,223	0.930	-- -- 0.0632	10/07/2024	14/04/2021	--	PIRAEUS FINANCIAL HOLD (CR)	3.72	-0.54 €	3.74 07/08/2024	3.7	3.678	3.755	3.72	3.702	27555@3.72	1040@3.72	--	--	3,005,411	3,065	11,127,053.20	4,651,366.07	3.21	4.22	30101010	
66,850,563	0.780	0.1493 0.1495	0.2313	02/05/2024	13/06/2018	--	GR. SARANTIS S.A. (CR)	10.36	-1.71 €	10.54 07/08/2024	10.54	10.24	10.6	10.36	10.365	400@10.26	177@10.40	--	--	23,186	339	240,331.04	692,571.83	8.18	12.44	45201020
118,105,090	0.300	0.3411 0.3798	0.3821	08/07/2024	05/03/2020	--	TERNA ENERGY (CR)	19.15	-0.21 €	19.19 07/08/2024	19.18	19.08	19.18	19.15	19.169	292@19.13	836@19.16	--	--	99,637	175	1,909,905.60	2,261,712.47	14.68	19.7	65101010
73,774,142	3.45	-- -- 0.44	25/06/2024	04/10/2023	--	OPTIMA BANK (CR)	11.66	1.92 P	11.44 07/08/2024	11.68	11.4	11.74	11.66	11.657	21@11.60	3@11.68	--	--	29,333	304	341,944.82	860,206.50	7.24	13.2	30101010	

## Main Market - Medium Liquidity Class

13,126,020	0.660	0.1163 0.1158	0.1376	10/07/2024	04/09/2020	--	AS COMPANY SA (CR)	2.67	-0.37 €	2.68 07/08/2024	2.68	2.65	2.69	2.68	2.673	200@2.63	277@2.68	--	--	1,665	19	4,451.15	35,046.47	2.32	3.12	40401030
------------	-------	---------------	--------	------------	------------	----	--------------------	------	---------	-----------------	------	------	------	------	-------	----------	----------	----	----	-------	----	----------	-----------	------	------	----------

Number of Outstanding Securities	Nominal Value	Dividends [1]			Date of Last Coupon		Note	Shares	Closing price	% change	Previous closing price/date	Open price	Price min	Price max	Last price	Avg price	Last Bid [7]	Last Ask [7]	P/E after tax	Year	Volume	Trades	Transactions Value[8]	Company Mkt Value (thou. €)	Year low	Year high	Sector[4]		
2021	2022	2023	Dividend [2]	Right																									
3,114,144	0.360	0.3427	0.2304	0.563	20/05/2024	02/06/2020	---	ALPHA TRUST HOLDINGS (CR)	8.48	-0.47	€	8.52	07/08/2024	8.5	8.42	8.5	8.5	8.489	100@8.24	100@8.48	---	---	700	15	5,942.00	26,407.94	5.9	8.66	30202010
243,164,193	0.300	---	---	0.07	19/07/2024	05/12/2023	---	ATTICA HOLDINGS (CR)	2.4	0.42	P	2.39	07/08/2024	2.41	2.4	2.44	2.4	2.423	2@2.39	4650@2.40	---	---	4,750	7	11,507.54	583,594.06	1.86	2.64	40501015
35,764,593	2.10	0.075	0.1046	0.1045	12/06/2024	25/11/2019	---	BRIQ PROPERTIES (CR)	1.93	0.26	P	1.925	07/08/2024	1.935	1.91	1.935	1.93	1.921	511@1.92	1000@1.94	---	---	43,262	42	83,090.67	69,025.66	1.835	2.01	35102030
101,123,806	0.360	---	---	---	22/07/2010	28/06/2011	---	CENTRIC HOLDINGS (CR)	0.32	0.31	P	0.319	07/08/2024	0.326	0.319	0.33	0.32	0.325	978@0.320	421@0.324	---	---	42,489	40	13,789.02	32,359.62	0.31	0.467	40203040
784,500	10.00	0.3	---	0.5008	28/05/2024	31/07/2018	---	CNL CAPITAL (CR)	6.8	---	---	6.8	07/08/2024	---	---	---	---	---	100@6.15	355@7.00	---	2022	---	---	---	5,334.60	6.65	9	30202010
10,567,700	0.300	---	---	---	06/10/2005	13/02/2002	---	CPI SA (CR)	0.604	-5.62	€	0.64	07/08/2024	0.618	0.6	0.618	0.604	0.602	200@0.604	500@0.608	---	---	24,218	32	14,588.44	6,382.89	0.586	0.99	10102030
18,680,300	0.050	---	---	---	06/07/2022	---	---	DIMAND (CR)	8.8	-1.24	€	8.91	07/08/2024	8.93	8.76	8.94	8.79	8.906	500@8.50	50@8.79	---	---	6,612	42	58,887.28	164,386.64	8	10.95	35101010
54,200,000	0.075	0.035	0.074	---	18/07/2023	23/11/2021	---	EPSILON NET (CR)	12	---	---	12	07/08/2024	12	12	12.02	12	12.001149345@12.00	12717@12.02	---	---	76,896	21	922,832.00	650,400.00	8.8	12.3	10101015	
52,131,944	1.00	0.1102	0.11	---	26/06/2024	23/07/2019	---	FOURLIS (CR)	3.73	1.08	P	3.69	07/08/2024	3.665	3.64	3.73	3.73	3.665	300@3.68	48@3.73	---	---	14,077	58	51,590.73	194,452.15	3.41	4.37	40401010
48,003,921	0.400	---	---	---	30/08/1993	25/07/2024	---	IDEAL HOLDINGS (CR)	5.73	1.06	P	5.67	07/08/2024	5.76	5.69	5.95	5.73	5.803	380@5.72	150@5.80	---	---	42,401	234	246,034.14	275,062.47	5.16	6.78	10102030
10,500,000	2.40	0.29	0.3	2.21	25/06/2024	02/04/2024	---	INTERCONTINENTAL (CR)	2.32	---	---	2.32	07/08/2024	2.32	2.32	2.32	2.32	2.32	580@2.32	100@2.42	3.99	2023	1,120	2	2,598.40	24,360.00	2.28	6.9	35102000
168,691,037	0.300	---	---	---	20/08/2007	28/11/2022	---	LAVIPHARM SA (CR)	0.808	-1.82	€	0.823	07/08/2024	0.823	0.796	0.823	0.808	0.803	1@0.798	500@0.809	---	---	55,787	106	44,808.35	136,302.36	0.76	1.01	20103015
4,740,000	0.860	---	---	---	14/03/2003	---	---	LOGISMOS S.A. (CR)	1.38	-2.82	€	1.42	07/08/2024	1.38	1.38	1.38	1.38	1.38	250@1.36	100@1.39	-(6)-	2023	702	4	968.76	6,541.20	1.13	1.48	10101015
17,120,280	0.940	0.06	---	---	01/07/2024	26/06/2023	---	LOULIS FOOD (CR)	2.58	0.39	P	2.57	07/08/2024	2.56	2.56	2.58	2.58	2.564	80@2.56	20@2.58	---	---	1,166	10	2,990.12	44,170.32	2.39	3.09	45102020
4,419,616	1.58	---	0.1531	0.06	15/07/2024	04/03/2015	---	MEDICON S.A (CR)	2.45	2.08	P	2.4	07/08/2024	2.43	2.39	2.48	2.45	2.434	500@2.40	217@2.46	---	---	3,940	61	9,589.88	10,828.06	2.31	3.49	20102010
10,500,000	0.950	---	---	0.15	05/07/2024	21/07/2023	---	MEVACO SA (CR)	3.96	---	---	3.96	07/08/2024	---	---	---	---	---	100@3.81	30@3.96	---	2022	---	---	---	41,580.00	3.62	4.32	55102015
153,908,095	0.870	---	---	---	02/08/2024	---	---	ORILINA PROPERTIES REIC (CR)	0.867	2.60	P	0.845	07/08/2024	0.85	0.845	0.87	0.87	0.853	2000@0.850	500@0.869	---	---	42,726	59	36,459.85	133,438.32	0.7589	0.896	35102000
87,538,850	0.500	---	---	0.0304	06/06/2024	28/07/2021	---	PREMIA (CR)	1.16	-0.86	€	1.17	07/08/2024	1.168	1.154	1.168	1.16	1.164	792@1.15	8000@1.16	---	---	20,003	57	23,292.73	101,545.07	1.09	1.256	35102000
24,586,446	0.230	---	0.04	0.049	04/06/2024	08/06/2022	---	PROFILE SA (CR)	4.6	-0.54	€	4.625	07/08/2024	4.585	4.53	4.6	4.6	4.567	50@4.54	2703@4.60	---	---	12,882	49	58,827.55	113,097.65	3.925	5.43	10101010
107,222,688	0.440	(0.5667)	0.2	0.22	25/06/2024	16/03/2022	---	QUEST HOLDINGS (CR)	5.22	-0.57	€	5.25	07/08/2024	5.22	5.18	5.23	5.22	5.207	145@5.18	1490@5.22	---	---	10,840	75	56,448.89	559,702.43	4.6	6.25	10101010
6,456,530	1.08	0.12	0.1314	0.16	22/07/2024	02/08/2010	---	SPACE HELLAS SA (CR)	6.76	1.81	P	6.64	07/08/2024	6.54	6.46	6.76	6.76	6.562	120@6.60	225@6.78	---	---	2,919	20	19,153.96	43,646.14	6	8.48	15101010
120,528,771	1.60	---	---	0.08	19/06/2024	10/11/2023	---	TRADE ESTATES REIC (CR)	1.592	0.25	P	1.588	07/08/2024	1.622	1.592	1.628	1.592	1.613	11750@1.59	890@1.60	---	---	23,602	42	38,076.16	191,881.80	1.552	1.798	35102045
17,190,046	0.300	---	---	---	16/11/1992	04/12/2023	---	UNIBIOS (CR)	1.65	-1.79	€	1.68	07/08/2024	1.68	1.62	1.68	1.65	1.647	250@1.63	803@1.65	---	---	53,910	151	88,785.96	28,363.58	1.08	1.72	50204000
32,413,681	0.370	---	---	---	15/07/2009	11/05/2000	---	ALUMIL (CR)	2.83	-0.53	€	2.845	07/08/2024	2.88	2.75	2.88	2.83	2.778	230@2.81	190@2.83	---	---	2,292	21	6,366.40	91,730.72	2.48	3.18	55102035
3,628,761	3.44	0.5109	---	0.316	13/05/2024	19/07/2022	---	ANDROMEDA SA (CR)	6.38	-0.93	€	6.44	07/08/2024	6.48	6.34	6.48	6.34	6.389	100@6.30	50@6.54	3.53	2023	235	7	1,501.50	23,151.50	6.26	7.1806	30204000
23,986,500	1.04	---	---	---	26/06/2009	28/08/2023	---	BIOKARPET S.A.(CR)	2.21	-3.49	€	2.29	07/08/2024	2.2	2.19	2.3	2.21	2.22	150@2.20	496@2.30	---	---	7,319	57	16,248.13	53,010.17	2.05	3.13	50101035
6,325,000	0.600	0.19	0.153	0.145	15/07/2024	17/02/2014	---	VOYATZOGLOU (CR)	2.3	---	---	2.3	07/08/2024	---	---	---	---	---	200@2.10	370@2.28	---	---	---	---	---	14,547.50	2.02	2.7	50205010
24,060,000	0.300	0.055	0.075	0.075	14/05/2024	01/07/2019	---	GEN. COMMERCIAL & IND.SA (CR)	1.49	-0.33	€	1.495	07/08/2024	1.47	1.47	1.49	1.49	1.481	200@1.44	785@1.49	10.08	2023	1,265	6	1,873.45	35,849.40	1.325	1.95	50205010
15,878,748	0.480	---	---	---	10/07/2006	22/03/2004	---	DOMIKI KRITIS SA (CR)	3.345	-1.91	€	3.41	07/08/2024	3.38	3.3	3.41	3.345	3.354	5@3.29	38@3.48	---	---	5,634	26	18,898.08	53,114.41	3.07	4.88	50101010
34,720,000	0.310	---	---	---	16/06/2010	01/08/2007	---	DROMEAS SA (CR)	0.296	-1.99	€	0.302	07/08/2024	0.299	0.288	0.3	0.296	0.294	1000@0.291	1016@0.296	---	---	39,626	66	11,631.67	10,277.12	0.288	0.398	40202015
13,673,200	0.420	---	---	---	18/07/2008	26/07/2001	---	EVROFARMA SA (CR)	1.495	0.34	P	1.49	07/08/2024	1.505	1.495	1.505	1.495	1.496	50@1.46	15@1.49	---	---	355	3	530.98	20,441.43	1.2	1.94	45102020
22,500,000	0.260	(0.0203)	(0.04)	(0.06)	08/07/2024	24/07/2024	---	EKTER SA (CR)	1.962	-2.39	€	2.01	07/08/2024	2.015	1.96	2.02	1.962	1.983	698@1.96	500@1.99	---	---	36,613	194	72,617.36	44,145.00	1.76	2.38	50101010
18,410,839	1.00	0.262	0.202	---	23/08/2023	10/09/2010	---	ELASTRON (CR)	2.07	-1.90	€	2.11	07/08/2024	2.07	2.07	2.1	2.07	2.084	60@2.06	250@2.11	---	---	2,632	19	5,484.04	38,110.44	1.98	2.84	55102010
23,828,130	0.500	0.0737	---	0.108	15/07/2024	17/02/2009	---	ELINOIL S.A. (CR)	2.04	-0.49	€	2.05	07/08/2024	2.05	2.01	2.05	2.05	2.035	180@2.03	789@2.05	---	---	1,806	19	3,675.19	48,609.39	1.91	2.94	60101020
19,864,886	5.60	0.672	0.672	0.672	18/04/2024	02/07/2008	---	BANK OF GREECE (CR)	13.55	-1.10	€	13.7	07/08/2024	13.2	13.2	13.6	13.55	13.332	280@13.35	285@13.55	---	---	6,790	75	90,526.20	269,169.21	13.2	15.85	30101010
26,730,187	0.520	0.1	0.12	---	29/06/2023	01/08/2017	---	ELTON SA (CR)	1.702	---	---	1.702	07/08/2024	1.706	1.662	1.706	1.7	1.701	60@1.67	1500@1.70	---	---	23,130	19	39,344.16	45,494.78	1.62	2.36	50205010
30,000,000	0.050	0.09	0.1	---	09/06/2023	11/06/2020	---	ENTERSOFT (CR)	8	---	---	8	07/08/2024	8	8	8	8	8	59505@8.00	---	---	---	1,758	5	14,064.00	240,000.00	5.68	8.2	10101015
36,300,000	1.12	0.2186	---	---	14/09/2022	12/12/2007	---	THESSALONIKA WATER & SEWERAGE	3.19	---	---	3.19	07/08/2024	3.13	3.13	3.19	3.19	3.18	228@3.14	4550@3.19	---	---	270	5	858.60	115,797.00	3.01	3.58	65102030
15,083,480	0.150	---	---	---	02/06/2010	29/01/2024	---	EUROCONSULTANTS S.A. (CR)	1.25	-0.79	€	1.26	07/08/2024	1.26	1.225	1.26	1.25	1.24	300@1.23	205@1.25	---	---	31,945	55	39,613.78	18,854.35	1.1	1.42	50205020

Number of Outstanding Securities	Nominal Value	Dividends [1]			Date of Last Coupon		Note	Shares	Closing price	% change	Previous closing price/date	Open price	Price min	Price max	Last price	Avg price	Last Bid [7]	Last Ask [7]	P/E after tax	Year	Volume	Trades	Transactions Value[8]	Company Mkt Value (thou. €)	Year low	Year high	Sector[4]	
		2021	2022	2023	Dividend [2]	Right																						
114,320,400	0.100	0.01	---	---	26/11/2021	05/08/2019	---	IKTINOS HELLAS SA (CR)	0.355	-0.42	€ 0.3565	07/08/2024	0.349	0.345	0.356	0.355	0.351	5000@0.348	4797@0.355	---	---	81,472	67	28,633.48	40,583.74	0.339	0.599	50101035
9,046,132	0.450	---	0.02	0.02	18/07/2024	13/10/2014	---	ILYDA S.A. (CR)	1.62	-0.92	€ 1.635	07/08/2024	1.575	1.57	1.62	1.62	1.581	886@1.57	49@1.62	11.62	2023	4,288	35	6,780.26	14,654.73	1.29	2.02	10101015
3,417,600	0.100	0.016	0.016	0.016	04/07/2024	02/04/2024	---	INTERWOOD-XYLEMPORIA (PR)	0.39	---	↘ 0.39	07/08/2024	---	---	---	---	500@0.316	925@0.390	---	---	---	---	---	13,141.39	0.252	0.595	50101020	
45,417,399	0.100	---	---	---	25/07/2008	02/04/2024	---	INTERWOOD-XYLEMPORIA (CR)	0.26	-2.26	€ 0.266	07/08/2024	0.264	0.258	0.266	0.26	0.263	300@0.259	800@0.261	---	---	23,400	25	6,150.65	13,141.39	0.25	0.3917	50101020
18,567,912	0.590	0.24	---	0.16	03/07/2024	26/01/2021	---	INTERLIFE G.C.I.(CR)	4.9	---	↘ 4.9	07/08/2024	4.92	4.87	4.92	4.9	4.894	50@4.87	478@4.90	6.64	2023	1,446	14	7,076.12	90,982.77	4.55	5.4	30302025
8,424,900	0.500	---	---	---	12/07/2010	04/07/2019	---	INTERTECH SA (CR)	1.195	---	↘ 1.195	07/08/2024	---	---	---	---	350@1.14	50@1.20	20.72	2023	---	---	---	---	10,067.76	1.065	1.485	50205010
19,804,134	0.150	---	---	---	01/07/2004	06/11/2017	---	KEKROPS SA (CR)	1.365	1.11	P 1.35	07/08/2024	1.285	1.255	1.365	1.365	1.298	50@1.30	228@1.37	-(6)-	2023	5,413	41	7,025.28	27,032.64	1.215	1.965	35101010
40,219,218	0.260	---	---	---	29/08/2022	10/06/2019	---	KLOUKINAS - LAPPAS SA (CR)	1.36	-1.45	€ 1.38	07/08/2024	1.37	1.34	1.38	1.37	1.355	250@1.35	400@1.37	---	---	5,655	17	7,665.10	54,698.14	1.3	1.825	50101010
11,510,102	0.890	---	---	---	24/06/2005	06/10/1999	---	NAFPAKTOS TEXTILE (CR)	0.85	-5.76	€ 0.902	07/08/2024	0.858	0.85	0.9	0.85	0.87	350@0.850	98@0.874	---	---	5,164	11	4,491.20	9,783.59	0.68	1.34	55101020
21,224,340	0.420	0.02	---	---	06/09/2022	25/04/2006	---	KORDELLOS BROS SA (CR)	0.427	-0.70	€ 0.43	07/08/2024	0.439	0.412	0.439	0.427	0.418	3@0.422	827@0.427	---	2023	33,243	63	13,901.87	9,062.79	0.412	0.684	55102010
33,065,136	0.380	0.2001	0.2004	---	24/08/2023	16/09/2013	---	KRI-KRI S.A. (CR)	11.15	0.91	P 11.05	07/08/2024	11.15	11.05	11.25	11.15	11.159	86@11.00	408@11.15	11.43	2023	24,976	76	278,697.20	368,676.27	9.58	12.3	45102020
7,595,160	0.600	---	---	---	10/09/2019	18/08/2010	---	KIRIAKOULIS SHIPPING SA (CR)	1.15	0.44	P 1.145	07/08/2024	1.085	1.085	1.15	1.15	1.116	5@1.10	287@1.15	---	---	215	8	239.85	8,734.43	0.95	1.65	40501015
6,200,000	0.500	---	---	---	22/06/2010	01/11/1995	---	MINERVA KNITWEAR (CR)	0.555	-2.63	€ 0.57	07/08/2024	0.56	0.55	0.56	0.555	0.553	270@0.555	300@0.575	---	---	1,422	8	785.92	3,441.00	0.456	0.98	40204020
5,939,268	0.620	---	---	---	10/07/2003	03/01/2002	---	LANAKAM SA (CR)	0.885	0.57	P 0.88	07/08/2024	0.88	0.88	0.92	0.92	0.884	350@0.840	407@0.920	---	---	1,172	8	1,035.48	5,256.25	0.825	1.18	40401020
30,150,000	0.360	0.0401	0.0908	0.122	28/05/2024	25/04/2019	---	MOTODYNAMICS S.A. (CR)	2.645	---	↘ 2.645	07/08/2024	2.675	2.6	2.675	2.645	2.632	274@2.60	122@2.65	---	---	10,217	41	26,889.99	79,746.75	2.12	3.34	40401030
43,200,000	1.00	0.0824	---	---	07/09/2022	13/09/2023	---	MPLKEDROS (CR)	3.53	0.28	P 3.52	07/08/2024	3.51	3.48	3.53	3.53	3.52	500@3.48	500@3.53	---	---	6,108	28	21,499.41	152,496.00	3.2	3.53	35102000
8,321,682	0.670	---	---	---	17/08/2007	23/11/1999	---	N. LEVENTERIS (CR)	0.28	---	↘ 0.28	07/08/2024	---	---	---	---	3000@0.200	460@0.284	---	2023	---	---	---	---	2,926.38	0.2	0.4	55102010
2,160,524	0.670	---	---	---	03/12/2018	23/11/1999	---	N. LEVENTERIS (PR)	0.276	---	↘ 0.276	07/08/2024	---	---	---	---	3000@0.200	1140@0.290	---	2023	---	---	---	---	2,926.38	0.242	0.41	55102010
126,431,958	2.50	---	---	0.025	19/06/2024	05/06/2024	---	NOVAL PROPERTY REIC (CR)	2.67	---	↘ 2.67	07/08/2024	2.67	2.57	2.67	2.67	2.633	2000@2.65	531@2.67	---	---	19,761	69	52,037.76	337,573.33	2.5	2.82	35102045
10,080,000	3.00	1.5	1.45	1.3	14/05/2024	27/08/2001	---	TPA SA (CR)	21	0.96	P 20.8	07/08/2024	21	21	21	21	21	20@20.60	7@21.00	---	---	48	6	1,008.00	211,680.00	20.2	23.5	50206060
25,000,000	2.00	0.628	1.04	1.336	29/07/2024	08/08/2003	---	P.P.A. S.A. (CR)	25.85	-0.58	€ 26	07/08/2024	25.7	25.5	25.9	25.9	25.732	113@25.80	64@25.90	9.67	2023	3,649	55	93,897.75	646,250.00	23.3	28.8	50206060
4,971,466	1.46	---	---	---	04/07/2007	08/10/2003	---	PAIRIS SA (CR)	1	-0.99	€ 1.01	07/08/2024	1.035	0.99	1.035	1	0.992	150@0.928	4480@1.00	---	---	171	6	169.64	4,971.47	0.98	1.71	50203030
27,098,594	0.540	0.05	0.0401	0.0702	19/04/2024	14/01/2021	---	PAPOUTSANIS (CR)	2.38	---	↘ 2.38	07/08/2024	2.38	2.38	2.38	2.38	2.38	300@2.23	222@2.39	15.80	2023	3,426	23	8,153.88	64,494.65	2.2	2.73	45201020
7,070,400	0.930	0.3242	0.2593	0.8645	15/04/2024	06/05/2016	---	PETROPOULOS PETROS (CR)	8.1	0.25	P 8.08	07/08/2024	8.12	8.06	8.12	8.1	8.087	2190@8.08	389@8.10	---	---	6,261	38	50,631.92	57,270.24	7.78	10.65	50206015
43,741,452	0.660	0.2723	0.2629	0.2388	03/06/2024	01/11/1999	---	THRACE PLASTICS SA (CR)	3.995	-0.62	€ 4.02	07/08/2024	3.955	3.955	4.025	3.995	3.972	80@3.96	1498@4.00	---	---	10,585	77	42,045.56	174,747.10	3.77	4.595	50203015
21,912,599	0.300	---	0.048	0.0485	20/05/2024	23/02/2007	---	REVOIL (CR)	1.78	---	↘ 1.78	07/08/2024	1.76	1.71	1.78	1.78	1.759	163@1.77	249@1.78	---	---	2,902	24	5,104.06	39,004.43	1.49	2.15	60101020
13,582,223	1.35	---	---	---	24/06/2008	02/02/2016	---	SIDMA STEEL (CR)	1.59	---	↘ 1.59	07/08/2024	1.61	1.54	1.61	1.59	1.546	22@1.54	200@1.60	---	---	1,688	5	2,610.02	21,595.73	1.465	2.4	55102010
40,693,350	5.00	---	---	---	03/07/2006	26/05/2015	---	TECHNICAL OLYMPIC SA (CR)	2.36	-0.84	€ 2.38	07/08/2024	2.39	2.3	2.4	2.36	2.331	500@2.32	116@2.36	---	---	4,919	43	11,467.25	96,036.31	2.25	3.05	40202010
3,048,000	0.300	---	---	---	06/07/2007	01/06/2021	---	TZIRAKIAN PROFIL (CR)	1.275	-5.90	€ 1.355	07/08/2024	1.305	1.275	1.33	1.275	1.297	170@1.28	4000@1.33	---	2023	6,218	19	8,063.37	3,886.20	1.225	1.925	55102010

## Main Market - Low Liquidity Class

14,000,000	1.95	3.42	0.26	0.26	05/08/2024	26/03/2024	---	ALPHA REAL ESTATE (CR)	6.8	2.41	P 6.64	07/08/2024	6.98	6.62	6.98	6.78	6.8	100@6.70	335@6.76	---	---	769	10	5,229.10	95,200.00	6.22	11.75	35101015
50,014,177	0.050	---	---	---	04/06/2008	27/03/2023	---	ATTICA BANK S.A. (CR)	8.2	0.24	P 8.18	07/08/2024	8.4	8.2	8.4	8.2	8.24	117@8.14	7@8.26	---	---	457	23	3,765.46	410,116.25	7.8	15	30101010
178,157,803	0.040	---	---	---	01/07/2008	21/02/2020	---	AVE (CR)	0.451	---	↘ 0.451	07/08/2024	---	---	---	---	100@0.440	700@0.456	---	---	---	---	---	---	80,349.17	0.42	0.542	40301010
11,869,224	0.540	0.136	0.15	0.15	02/07/2024	30/08/2019	---	FLEXOPACK SA (CR)	7.9	---	↘ 7.9	07/08/2024	7.9	7.9	7.9	7.9	7.9	43@7.90	1458@8.00	---	---	1,150	3	9,085.00	93,766.87	7.5	8.65	50203030
468,700	3.42	4.06	2.8	13/06/2024	21/05/2004	---	MERMEREN KOMB. A.D. PR. (GDR)	46.6	---	↘ 46.6	07/08/2024	---	---	---	---	---	---	---	42@46.40	1.59	2023	---	---	---	21,841.42	38	50	55102000
31,317,025	0.400	---	---	---	26/04/2007	10/05/2023	---	MIG (CR)	3.415	-2.84	€ 3.515	07/08/2024	3.49	3.4	3.49	3.48	3.433	2@3.50	3539@3.48	---	---	767	20	2,633.01	106,947.64	3.3	4.9	30202000
244,737,498	0.500	0.02	0.03	0.02	05/07/2024	28/12/2023	---	TRASTOR REAL EST. INV. CO.(CR)	1.16	---	↘ 1.16	07/08/2024	---	---	---	---	---	1600@1.10	395@1.24	---	---	---	---	---	283,895.50	1.1	1.42	35102000
13,000,000	0.650	---	---	---	01/08/2007	07/0																						

Number of Outstanding Securities	Nominal Value	Dividends [1]			Date of Last Coupon		Note	Shares	Closing price	% change	Previous closing price/date	Open price	Price min	Price max	Last price	Avg price	Last Bid [7]	Last Ask [7]	P/E after tax	Year	Volume	Trades	Transactions Value[8]	Company Mkt Value (thou. €)	Year low	Year high	Sector[4]		
		2021	2022	2023	Dividend [2]	Right																							
15,300,000	0.300	---	---	---	30/07/2009	13/12/1999	---	ATTICA PUBLICATIONS SA (CR)	0.418	---	0.418	07/08/2024	0.4	0.4	0.4	0.4	0.4	---	1500@0.400	---	---	1,869	2	747.60	6,395.40	0.292	0.456	40301030	
18,810,000	0.400	---	---	---	08/07/2010	14/11/2007	---	VARVERIS - MODA BAGNO SA (CR)	3.45	---	3.45	07/08/2024	3.45	3.45	3.47	3.47	3.452	100@3.43	1500@3.43	---	---	100	2	345.20	64,894.50	1.9	3.89	40401025	
15,000,000	0.300	---	---	---	06/07/2007	18/07/2000	---	DAIOS PLASTICS SA (CR)	3.28	---	3.28	07/08/2024	---	---	---	---	200@3.02	280@3.26	---	---	---	---	---	---	49,200.00	3.04	4.18	50203015	
3,307,500	0.210	---	0.4	---	13/10/2023	30/11/2022	---	ELVE SA (CR)	5.3	---	5.3	07/08/2024	---	---	---	---	40@5.30	50@5.55	9.90	2023	---	---	---	---	17,529.75	4.7	5.65	40204020	
86,735,980	0.310	---	---	0.02	22/07/2024	07/09/2023	---	ATHENS MEDICAL CENTER SA (CR)	1.565	---	1.565	07/08/2024	1.58	1.565	1.585	1.565	1.573	400@1.53	250@1.58	---	---	180	4	283.05	135,741.81	1.45	2.03	20101025	
2,760,000	11.83	11	11.8	12.4	03/06/2024	16/07/1990	---	KARELIA (CR)	330	---	330	07/08/2024	---	---	---	---	5@328.00	31@342.00	---	---	---	---	---	---	910,800.00	324	350	45103010	
6,700,000	0.800	0.047	0.047	0.047	23/07/2024	29/05/2014	---	MILLS KEPENOS (CR)	1.65	---	1.65	07/08/2024	---	---	---	---	20@1.65	407@1.80	17.72	2023	---	---	---	---	11,055.00	1.6	2.26	45102020	
18,017,472	0.360	---	---	---	09/09/2022	28/08/2017	---	KTIMA KOSTAS LAZARIDIS SA (CR)	1.82	1.11	P	1.8	07/08/2024	1.75	1.75	1.82	1.82	1.8	1000@1.77	750@1.82	---	---	7,065	10	12,718.65	32,791.80	1.6	1.9	45101015
21,364,000	1.12	---	0.4	---	21/08/2023	08/03/2023	---	LAMPASA HOTEL SA (CR)	37.6	---	37.6	07/08/2024	37.6	37.6	37.6	37.6	37.6	135@37.60	10@38.00	---	---	10	1	376.00	803,286.40	28.4	39.8	40501025	
9,819,370	0.500	---	---	---	14/08/2007	09/01/2004	---	MATHIOS REFRACTORY SA (CR)	0.704	---	0.704	07/08/2024	0.7	0.7	0.7	0.7	0.7	3@0.698	1180@0.700	---	---	216	2	151.20	6,912.84	0.7	1.3	55101000	
32,188,050	1.04	---	---	---	21/07/2008	20/01/2000	---	MOUZAKIS (CR)	0.605	---	0.605	07/08/2024	---	---	---	---	1215@0.600	62@0.640	---	---	---	---	---	---	19,473.77	0.6	0.92	55101020	
6,340,000	0.600	0.17	0.1	0.2	11/12/2023	11/01/2024	---	NAKAS MUSIC	2.76	---	2.76	07/08/2024	---	---	---	---	114@2.66	200@2.86	---	---	---	---	---	---	17,498.40	2.5	3.16	40401030	
27,379,200	0.980	---	0.45	0.5001	01/08/2024	29/08/2022	---	CRETE PLASTICS SA (CR)	14.8	2.07	P	14.5	07/08/2024	14.9	14.8	14.9	14.8	14.838	150@14.60	150@14.80	---	---	160	2	2,374.00	405,212.16	14.4	16.4	50203015
255,494,534	2.71	0.279	0.255	0.247	14/06/2024	30/09/2021	---	PRODEA (CR)	7.15	---	7.15	07/08/2024	6.5	6.5	6.55	6.55	6.547	---	600@7.10	---	---	85	2	556.50	1,826,785.92	6.5	8	35102000	
4,181,450	0.500	---	---	---	21/08/2000	05/03/2002	---	FLOUR MILLS SARANTOPOULOS SA	1.07	---	1.07	07/08/2024	0.97	0.97	0.97	0.97	0.97	---	598@1.17	---	---	28	1	27.16	4,474.15	0.965	1.17	45102020	
8,340,750	1.16	---	---	---	25/06/2009	17/09/2018	---	HAIDEMENOS SA (CR)	0.64	---	0.64	07/08/2024	0.58	0.58	0.58	0.58	0.58	251@0.580	857@0.635	---	2023	11	1	6.38	5,338.08	0.555	0.92	50205030	

## Exchange Traded Funds (ETFs)

971,502	---	---	---	---	15/06/2016	---	ALPHA ETF FTSE Athex Large Cap	33.585	-1.44	€	34.075	07/08/2024	34.075	33.44	34.075	33.585	33.64	39@33.59	472@33.77	---	---	16,174	24	544,096.49	---	31.58	38	12003
---------	-----	-----	-----	-----	------------	-----	--------------------------------	--------	-------	---	--------	------------	--------	-------	--------	--------	-------	----------	-----------	-----	-----	--------	----	------------	-----	-------	----	-------

## Surveillance

89,078,604	0.040	---	---	---	07/07/2010	16/01/2024	5160	FRIGOGLASS SA (CR)	0.212	2.91	P	0.206	07/08/2024	0.206	0.206	0.212	0.212	0.21118682@0.210	2315@0.212	---	2023	11,268	18	2,380.91	18,884.66	0.2	0.44	50204000	
65,326,268	0.530	---	---	---	04/07/2007	19/07/2006	4750	SATO SA (CR)	0.028	---	0.028	07/08/2024	0.028	0.028	0.028	0.028	0.028	---	1000@0.029	---	---	1,000	1	28.00	1,829.14	0.027	0.067	40202015	
13,191,620	0.620	---	---	---	04/08/2010	09/09/2002	5232	YALCO - CONSTANTINOU (CR)	0.162	---	0.162	07/08/2024	---	---	---	---	---	---	4990@0.178	---	---	---	---	---	---	2,137.04	0.146	0.208	40202020
17,579,754	4.16	---	---	---	18/08/2006	02/08/2010	---	BIOTER SA (CR)	0.238	---	0.238	07/08/2024	---	---	---	---	---	1000@0.222	213@0.238	---	---	---	---	---	---	4,183.98	0.2	0.436	50101010
54,654,600	0.050	---	---	---	01/07/1998	30/12/2022	5275	VIS SA (CR)	0.142	---	0.142	07/08/2024	0.14	0.14	0.14	0.14	0.14	3500@0.132	---	---	2023	1,514	2	211.96	7,760.95	0.14	0.288	50203030	
51,754,364	0.300	---	---	---	23/12/2003	24/01/2007	5197	SELECTED TEXT. IND. ASSOC (CR)	0.12	0.84	P	0.119	07/08/2024	0.12	0.12	0.12	0.12	0.12	365@0.120	500@0.127	---	---	14,635	8	1,756.20	6,210.52	0.108	0.164	55101020
15,842,391	1.51	---	---	---	15/07/2009	12/05/2000	5141	BITROS HOLDING SA (CR)	0.68	---	0.68	07/08/2024	0.685	0.685	0.685	0.685	0.685	3000@0.680	2969@0.685	---	---	300	3	205.50	10,772.83	0.41	0.755	55102010	
24,319,250	0.300	---	---	---	09/07/2002	04/07/2007	5165	PROODEFTIKH SA (CR)	0.212	-0.93	€	0.214	07/08/2024	0.21	0.21	0.228	0.228	0.212	250@0.210	1500@0.228	---	---	11,000	2	2,328.00	5,155.68	0.2	0.4	50101010
28,438,268	0.070	---	---	---	21/08/2006	24/11/1999	5253	SPIROY AGRICULTURE SA (CR)	0.145	---	0.145	07/08/2024	0.131	0.131	0.131	0.131	0.131	---	9471@0.131	---	---	4,000	1	524.00	4,123.55	0.131	0.252	45102010	
1,011,000	1.00	---	---	---	01/07/2004	11/12/2012	5193	TRIA ALFA SA (CR)	5.1	---	5.1	07/08/2024	5.1	5.1	5.1	5.1	5.1	38@4.80	125@5.05	---	2023	180	2	918.00	5,156.10	5.05	8.95	55101020	

## Suspension Status

12,417,000	0.310	---	---	---	27/08/2019	28/08/2017	5233	MLS MULTIMEDIA SA (CR)	0.57	---	0.57	12/05/2020	---	---	---	---	---	---	---	---	---	---	---	---	---	7,077.69	0.57	0.57	10101015
6,330,002	0.300	---	---	---	25/06/2002	15/03/2019	5278	VARVARESSOS (CR)	0.24	---	0.24	02/05/2023	---	---	---	---	---	---	---	---	---	---	---	---	---	1,519.20	0.24	0.24	55101020
3,961,300	1.28	---	---	---	29/06/2004	03/08/2000	5248	DUROS SA (CR)	0.25	---	0.25	24/04/2023	---	---	---	---	---	---	---	---	---	---	---	---	---	990.33	0.25	0.25	40204020
7,125,216	0.650	---	---	---	01/07/2005	14/12/1999	4955	KRE.KA SA (CR)	0.28	---	0.28	06/04/2023	---	---	---	---	---	---	---	---	---	---	---	---	---	1,995.06	0.28	0.28	45102010
7,734,375	1.00	---	---	---	09/07/2007	07/01/2011	5277	LIVANIS SA (CR)	0.125	---	0.125	28/04/2023	---	---	---	---	---	---	---	---	---	---	---	---	---	966.80	0.125	0.125	40301030
10,203,575	0.730	---	---	---	16/07/2007	18/10/1999	---	FIERATEX SA (CR)	0.359	---	0.359	30/04/2024	---	---	---	---	---	---	---	---	---	---	---	---	---	3,663.08	0.335	0.538	55101020

## Shares' Notes

Code	Note text
( )	- Adjusted dividends.
*	- Last adjusted closing price.
[1]	- Net dividends.
[2]	- The "Date of Last Coupon" for New listings refers to the date company's stocks started to trade in Athex
[3]	- The Company Market Value is referred to the number of outstanding shares
[4]	- Sectors codification can be found in Appendix A
[5]	- The Market Value refers to the total number of shares listed (including their several classes) in the exchange by the company.
[6]	- P/E greater than 100
[7]	- Last view of the Order Book before the end of the trading session
[8]	- All Blocks Methods' Transactions Value are included.
4750	- Transfer to the Under Surveillance Category from 8/4/2011.
4955	- Transfer to the Surveillance Category as from 5/4/2013.
5093	- Transfer to the Surveillance Category as of 8/4/2015.
5141	- Transfer to the Surveillance Category as of 10/05/2017.
5160	- Transfer to the Surveillance Category as of 15/04/2016.
5165	- Transfer to the Surveillance Category as of 15/02/2018.
5193	- Transfer to the Surveillance Category as of 25/10/2018.
5197	- Transfer to the Surveillance Category as of 07/11/2018.
5232	- Transfer to the Under Surveillance Category from 08/04/2011.
5233	- Suspension of trading as of 13/05/2020.
5248	- Transfer to the Surveillance Category as of 06/09/20116.
5253	- Transfer to the Surveillance Category as of 14/5/2021.
5275	- Transfer to the Surveillance Category as of 09/07/2020.
5277	- Suspension of trading as of 02/05/2023.
5278	- Suspension of trading as of 03/05/2023.

Securities Blocks Details

Securities	Block Volume	Price	Block Trade Value	Time of approval	Note
OTE (CR)	150,000	14.67	2,200,500.00	11:11:04	20
NATIONAL BANK (CR)	150,000	7.25	1,087,200.00	12:42:49	20
PIRAEUS FINANCIAL HOLD (CR)	237,858	3.70	879,123.17	14:57:14	20
OTE (CR)	30,303	14.49	439,090.47	16:01:21	20
TERNA ENERGY (CR)	27,000	19.30	521,100.00	16:19:51	18
EUROBANK HOLDINGS (CR)	261,000	1.99	519,781.50	17:17:25	20
NATIONAL BANK (CR)	100,000	7.32	732,000.00	17:17:29	20
ALPHA SERVICES HOLD (CR)	194,000	1.55	300,506.00	17:17:58	20

Blocks Notes

- 9 - Method 6-1 / Special Fees
- 10 - Method 6-1 / Special Fees, SDS
- 14 - Method 6-3 / Settlement, Incomplete Buy and Sell
- 18 - Method 6-2 / SPOT 1
- 19 - Method 6-2 / SPOT 2
- 20 - Method 6-1 and Method 6-1 Same Day Settlement
- 21 - Other Pre-agreed

**Shares Rights Details**

Occured date	Exercise from	Exercise until	Trading until	Rights	Price min	Price max	Closing price	Last Bid	Last Ask	Volume	Trades	Transactions Value
--------------	---------------	----------------	---------------	--------	-----------	-----------	---------------	----------	----------	--------	--------	--------------------

No Rights Transactions.

---

**Forced Sales Details**

---

Securities	Category of Security	Transactions Volume	Number of Trades	Transactions Value	Note
------------	----------------------	------------------------	---------------------	-----------------------	------

---

No Forced Transactions.

---

---

**Forced Sales Notes**

---

- 1 - Compulsory Public Forced Sales
- 2 - Forced Sales of Fixed Registered Shares
- 3 - Forced Sales of Remaining Fractional Shares



## Exchange Traded Funds (ETFs) Characteristics

	Transactions Date (T)	Creation / Redemption	Units (T-1)	New Units (T-1)	Redemption Units (T-1)	Units (T) [1]	Fund Assets [2]	Net Unit Price	Dividend per Unit	Dividend Date
ALPHA ETF FTSE Athex Large Cap	08/08/2024	5,000	971,502	---	---	971,502	32,957,970.00	33.9248	1.35	01/07/2024

## ETFs Notes

[1] - Units (T) = Units (T-1) + New Units (T-1) - Redemption Units (T-1)

[2] - The Creation / Redemption Units of T-1 are included.

## Non Convertible Corporate Bonds - Regulated Market

Num Listed Bonds	Nominal price	Issue price	Today's Rate	Exp. Date	Duration (years)	Note	Coupon		Trading Unit	Corporate Bonds	Accrued Int.	Yield.T.Mat	Price min	Price max	Closing price	Previous closing price/date	Volume	Transactions Value	Last order		ear min	Year max		
							Common	Preferred											Price	Buy / Sell			Date	
230,000	1,000.00	1,000.00	4.70	12/07/2029	7	---	5	---	1	LAMDA DEVELOPMENT S.A. (Non convertible)	4.0472	4.1970	100.2000	100.5000	100.3615	100.8500	07/08/2024	13,000	13,099.61	100.2000	B	38/08/2024	97.0000	101.5000
320,000	1,000.00	1,000.00	3.40	21/07/2027	7	---	9	---	1	LAMDA DEVELOPMENT S.A. (Non Convertible)	1.9833	4.1030	96.0500	96.8000	96.6000	97.4880	07/08/2024	93,000	89,837.96	96.0800	B	38/08/2024	92.0000	98.0000
200,000	1,000.00	1,000.00	2.10	27/10/2027	7	---	8	---	1	O.P.A.P. S.A. (Non Convertible)	6.1250	3.6580	94.5980	94.6000	94.5989	94.6000	07/08/2024	9,000	8,569.03	94.5100	B	38/08/2024	90.5800	96.6000
200,000	1,000.00	1,000.00	1.90	23/03/2028	7	---	7	---	1	MOTOR OIL CORINTH REFINERIES SA (Non Convertible)	7.3361	3.8550	92.8999	92.9000	92.9000	92.7000	07/08/2024	40,000	37,453.44	92.2001	B	38/08/2024	90.5000	93.4500
100,000	1,000.00	1,000.00	2.70	25/05/2026	5	---	7	---	1	COSTAMARE PARTICIPATIONS PLC (Non Convertible)	5.7750	3.1230	98.8000	98.8000	98.8000	98.9000	07/08/2024	4,000	3,975.10	96.8500	B	38/08/2024	94.2567	99.2686
300,000	1,000.00	1,000.00	2.30	20/07/2028	7	---	7	---	1	PRODEA REIC S.A.(Non Convertible)	1.3417	4.6340	91.0000	91.2500	91.0000	91.0000	07/08/2024	8,000	7,295.73	91.0000	B	38/08/2024	86.1234	92.3500
150,000	1,000.00	1,000.00	2.65	22/10/2026	5	---	6	---	1	CPLP SHIPPING HOLDINGS PLC (Non Convertible)	8.2444	4.3350	95.9000	95.9000	95.9000	95.2780	07/08/2024	1,000	967.24	95.6000	B	38/08/2024	93.0000	95.9000
250,000	1,000.00	1,000.00	2.45	16/11/2028	7	---	6	---	1	ELVALHALCOR S.A. (Non Convertible)	5.9889	3.6190	94.2500	95.0500	94.7000	94.5500	07/08/2024	98,000	93,435.86	92.6000	B	38/08/2024	88.4206	95.0500
120,000	1,000.00	1,000.00	2.65	06/12/2028	7	---	6	---	1	NOVAL PROPERTY REIC (Non Convertible)	4.9319	4.2900	92.3000	93.0000	92.8000	92.8000	07/08/2024	92,000	85,709.44	92.8000	B	38/08/2024	88.5000	94.2749
500,000	1,000.00	1,000.00	2.75	03/07/2027	7	---	9	---	1	GEK TERNA S.A. (Non Convertible)	3.0556	4.2710	94.7036	94.9999	94.7500	94.7040	07/08/2024	33,000	31,368.33	94.7106	B	38/08/2024	91.5500	95.8999
100,000	1,000.00	1,000.00	2.95	11/02/2027	5	---	5	---	1	SAFE BULKERS PARTICIPATIONS PLC (Non Convertible)	---	4.8060	94.8001	95.4500	94.9767	95.0000	07/08/2024	15,000	14,246.50	94.8010	B	38/08/2024	92.0000	97.0000
120,000	1,000.00	1,000.00	3.95	04/04/2025	7	---	13	---	1	GEK TERNA S.A. (Non Convertible)	14.2639	3.2230	99.9400	99.9400	99.9400	99.4000	07/08/2024	4,000	4,054.66	99.5000	B	38/08/2024	98.1282	100.1000
100,000	1,000.00	1,000.00	4.40	26/07/2029	7	---	5	---	1	CPLP SHIPPING HOLDINGS PLC (Non Convertible)	2.0778	4.0650	99.5000	100.0000	99.8572	99.5020	07/08/2024	14,000	14,009.09	99.7000	B	38/08/2024	95.0948	100.4999
199,375	1,000.00	1,000.00	3.60	12/03/2026	7	---	11	---	1	AEGEAN AIRLINES S.A. (Non Convertible)	15.3000	3.6350	98.6030	99.3999	98.8509	98.6030	06/08/2024	46,000	46,175.21	98.7200	B	38/08/2024	97.1458	99.6000
150,000	1,000.00	1,000.00	2.60	22/10/2026	7	---	10	---	1	TERNA ENERGY FINANCE S.A. (Non Convertible)	8.0889	3.8160	96.5000	96.5000	96.5000	97.8700	07/08/2024	11,000	10,703.98	96.0601	B	38/08/2024	92.8293	97.9000
100,000	1,000.00	1,000.00	5.50	15/12/2028	5	---	2	---	1	IDEAL HOLDINGS S.A. (Non Convertible)	8.5556	5.0740	100.8510	100.9000	100.8733	100.6670	06/08/2024	11,000	11,190.17	100.8710	B	38/08/2024	100.6502	104.1000
200,000	1,000.00	1,000.00	4.25	23/01/2029	5	---	2	---	1	AUTOHELLAS S.A. (Non Convertible)	2.3611	4.3450	99.2500	99.7500	99.2566	99.7500	07/08/2024	259,000	257,686.03	99.2502	B	38/08/2024	97.5000	101.0000
130,000	1,000.00	1,000.00	6.00	27/02/2029	5	---	1	---	1	INTRALOT S.A. (Non Convertible)	27.8333	5.6920	100.5600	100.5600	100.5600	101.0000	06/08/2024	14,000	14,468.07	100.5630	B	38/08/2024	100.0050	101.9000

## Corporate Bonds Notes

Transactions Volume = (Pieces) \* (Nominal Price). Transactions Value = (Pieces) \* (Nominal Price) \* (price %) + (Accrued interest).

The price of a Bond is stated as a percentage (%) of Bond's Nominal Price.

Nominal Price in Euros (€), except if it is noted differently.

## Non Convertible Corporate Bonds - Regulated Market

Num Listed Bonds	Nominal price	Issue price	Today's Rate	Exp. Date	Duration (years)	Note	Coupon		Trading Unit	Corporate Bonds	Accrued Int.	Yield.T.Mat	Price min	Price max	Closing price	Previous closing price/date	Volume	Transactions Value	Last order			ear min	Year max	
							Common	Preferred											Price	Buy / Sell	Date			
100,000	1,000.00	1,000.00	2.80	25/01/2027	5	---	6	---	1	PREMIA S.A. (Non Convertible)	1.4000	4.8910	94.4000	94.8800	94.5579	94.4670	06/08/2024	22,000	20,833.54	94.4000	B	08/08/2024	90.9974	97.8048
500,000	1,000.00	1,000.00	4.00	10/07/2030	7	---	3	---	1	METLEN ENERGY & METALS S.A. (Non Convertible)	3.6667	3.7230	100.1201	100.5702	100.5599	100.6500	07/08/2024	62,000	62,560.83	100.2000	B	08/08/2024	98.3001	101.5000
300,000	1,000.00	1,000.00	2.30	14/12/2028	7	---	6	---	1	GEK TERNA S.A. (Non Convertible)	3.7694	4.3260	91.5000	91.5001	91.5001	92.1000	07/08/2024	8,000	7,350.16	91.5002	B	08/08/2024	86.5021	92.7400

## Corporate Bonds Notes

Transactions Volume = (Pieces) \* (Nominal Price). Transactions Value = (Pieces) \* (Nominal Price) \* (price %) + (Accrued interest).

The price of a Bond is stated as a percentage (%) of Bond's Nominal Price.

Nominal Price in Euros (€), except if it is noted differently.

## Government Bonds

Number Listed Bonds	Nominal price	Today's Rate	Accrued Interest Calc	Exp. Date [1]	Duration (years)	Note	Coupons Date	Curr. coupon value	Trading Unit	Government Bonds	Price min	Price max	Closing price	Previous closing price/date	Volume	Transactions Value	Price	Last order Buy / Sell	Date
3,000,000	1,000.00	4.13	Actual/Actual	15/06/2054	30	---	15/06	4.13	1	GGB-FXD-150654-30Y-4.125-1.000	---	---	---	---	---	---	---	---	---
4,700,000	1,000.00	1.88	Actual/Actual	04/02/2035	15	---	04/02	1.88	1	GGB-FXD-040235-15Y-1.875-1.000	---	---	---	---	---	---	---	---	---
6,000,000	1,000.00	0.75	Actual/Actual	18/06/2031	10	---	18/06	0.75	1	GGB-FXD-180631-10Y-0.750-1.000	---	---	---	---	---	---	---	---	---
3,600,000	1,000.00	3.88	Actual/Actual	15/06/2028	5	---	15/06	3.88	1	GGB-FXD-150628-05Y-3.875-1.000	---	---	---	---	---	---	---	---	---
5,962,747,327	1.00	3.75	Actual/Actual	30/01/2028	10	---	/02 - 01/02 - 31/	3.75	1	GGB-FXD-300128-10Y-3.750-1.000	---	---	---	85.4610 13/07/2018	---	---	1.0000	B	28/11/2018
7,067,309,386	1.00	3.90	Actual/Actual	30/01/2033	15	---	/02 - 01/02 - 31/	3.90	1	GGB-FXD-300133-15Y-3.900-1.000	---	---	---	78.6730 13/07/2018	---	---	1.0000	B	28/11/2018
5,622,848,349	1.00	4.00	Actual/Actual	30/01/2037	19	---	/02 - 01/02 - 31/	4.00	1	GGB-FXD-300137-19Y-4.000-1.000	---	---	---	77.0370 13/07/2018	---	---	1.0000	B	28/11/2018
5,476,770,669	1.00	4.20	Actual/Actual	30/01/2042	24	---	/02 - 01/02 - 31/	4.20	1	GGB-FXD-300142-24Y-4.200-1.000	---	---	---	77.7640 13/07/2018	---	---	1.0000	B	28/11/2018
4,450,000	1,000.00	3.38	Actual/Actual	15/06/2034	10	---	15/06	3.38	1	GGB-FXD-150634-10Y-3.375-1.000	---	---	---	---	---	---	---	---	---
40,248,141	1.00	4.30	Actual/Actual	24/02/2025	13	---	24/02	4.30	1	GGB-FXD-240225-13Y-2.000-1.000	---	---	---	10.0000 22/06/2015	---	---	---	---	---
59,586,043	1.00	4.30	Actual/Actual	24/02/2026	14	---	24/02	4.30	1	GGB-FXD-240226-14Y-2.000-1.000	---	---	---	10.0000 22/06/2015	---	---	---	---	---
41,118,344	1.00	4.30	Actual/Actual	24/02/2027	15	---	24/02	4.30	1	GGB-FXD-240227-15Y-2.000-1.000	---	---	---	10.0000 22/06/2015	---	---	---	---	---
45,137,734	1.00	4.30	Actual/Actual	24/02/2028	16	---	24/02	4.30	1	GGB-FXD-240228-16Y-2.000-1.000	---	---	---	10.0000 22/06/2015	---	---	---	---	---
61,768,888	1.00	4.30	Actual/Actual	24/02/2029	17	---	24/02	4.30	1	GGB-FXD-240229-17Y-2.000-1.000	---	---	---	10.0000 22/06/2015	---	---	---	---	---
54,567,744	1.00	4.30	Actual/Actual	24/02/2030	18	---	24/02	4.30	1	GGB-FXD-240230-18Y-2.000-1.000	---	---	---	10.0000 22/06/2015	---	---	---	---	---
37,541,515	1.00	4.30	Actual/Actual	24/02/2031	19	---	24/02	4.30	1	GGB-FXD-240231-19Y-2.000-1.000	---	---	---	10.0000 22/06/2015	---	---	---	---	---
37,558,317	1.00	4.30	Actual/Actual	24/02/2032	20	---	24/02	4.30	1	GGB-FXD-240232-20Y-2.000-1.000	---	---	---	10.0000 22/06/2015	---	---	---	---	---
37,473,732	1.00	4.30	Actual/Actual	24/02/2033	21	---	24/02	4.30	1	GGB-FXD-240233-21Y-2.000-1.000	---	---	---	10.0000 22/06/2015	---	---	---	---	---
33,888,293	1.00	4.30	Actual/Actual	24/02/2034	22	---	24/02	4.30	1	GGB-FXD-240234-22Y-2.000-1.000	---	---	---	10.0000 22/06/2015	---	---	---	---	---
35,177,800	1.00	4.30	Actual/Actual	24/02/2035	23	---	24/02	4.30	1	GGB-FXD-240235-23Y-2.000-1.000	---	---	---	10.0000 22/06/2015	---	---	---	---	---
35,547,268	1.00	4.30	Actual/Actual	24/02/2036	24	---	24/02	4.30	1	GGB-FXD-240236-24Y-2.000-1.000	---	---	---	10.0000 22/06/2015	---	---	---	---	---
40,246,306	1.00	4.30	Actual/Actual	24/02/2037	25	---	24/02	4.30	1	GGB-FXD-240237-25Y-2.000-1.000	---	---	---	10.0000 22/06/2015	---	---	---	---	---
37,643,952	1.00	4.30	Actual/Actual	24/02/2038	26	---	24/02	4.30	1	GGB-FXD-240238-26Y-2.000-1.000	---	---	---	10.0000 22/06/2015	---	---	---	---	---
36,977,100	1.00	4.30	Actual/Actual	24/02/2039	27	---	24/02	4.30	1	GGB-FXD-240239-27Y-2.000-1.000	---	---	---	10.0000 22/06/2015	---	---	---	---	---
41,615,000	1.00	4.30	Actual/Actual	24/02/2040	28	---	24/02	4.30	1	GGB-FXD-240240-28Y-2.000-1.000	---	---	---	10.0000 22/06/2015	---	---	---	---	---
42,227,208	1.00	4.30	Actual/Actual	24/02/2041	29	---	24/02	4.30	1	GGB-FXD-240241-29Y-2.000-1.000	---	---	---	10.0000 22/06/2015	---	---	---	---	---
68,288,487	1.00	4.30	Actual/Actual	24/02/2042	30	---	24/02	4.30	1	GGB-FXD-240242-30Y-2.000-1.000	---	---	---	10.0000 22/06/2015	---	---	---	---	---
4,250,000	1,000.00	3.88	Actual/Actual	12/03/2029	10	---	12/03	3.88	1	GGB-FXD-120329-10Y-3.875-1.000	---	---	---	---	---	---	100.0000	B	15/10/2019
4,500,000	1,000.00	0.00	Actual/Actual	12/02/2026	5	---	12/02	0.00	1	GGB-FXD-120226-05Y-3.000-1.000	---	---	---	---	---	---	---	---	---
2,209,163	1,000.00	3.38	Actual/Actual	15/02/2025	7	---	15/02	3.38	1	GGB-FXD-150225-07Y-3.375-1.000	---	---	---	---	---	---	---	---	---
964,000	1,000.00	3.25	Actual/Actual	20/03/2025	6	---	20/03	3.25	1	GGB-FXD-200325-06Y-3.250-1.000	---	---	---	---	---	---	---	---	---
2,100,000	1,000.00	3.55	Actual/Actual	20/03/2026	7	---	20/03	3.55	1	GGB-FXD-200326-07Y-3.550-1.000	---	---	---	---	---	---	---	---	---
5,500,000	1,000.00	1.50	Actual/Actual	18/06/2030	10	---	18/06	1.50	1	GGB-FXD-180630-10Y-1.500-1.000	---	---	---	---	---	---	---	---	---
3,500,000	1,000.00	4.38	Actual/Actual	18/07/2038	15	---	18/07	4.38	1	GGB-FXD-180738-15Y-4.375-1.000	---	---	---	---	---	---	---	---	---

## Government Bonds Notes

Transactions Volume = (Pieces) \* (Nominal Price). Transactions Value = (Pieces) \* (Nominal Price) \* (price %) + (Accrued interest).

The Value of current coupon for the issues with NV 0.01 euro refers to NV 100 euros

FLR: Floating Interest Rate.

[1] - The Expiration Date of the interest bearing period and the Date for coupon payment.

## Government Bonds

Number Listed Bonds	Nominal price	Today's Rate	Accrued Interest Calc	Exp. Date [1]	Duration (years)	Note	Coupons Date	Curr. coupon value	Trading Unit	Government Bonds	Price min	Price max	Closing price	Previous closing price/date	Volume	Transactions Value	Price	Last order Buy / Sell	Date
40,000	1,000.00	4.67	FLR	Actual/360	18/09/2024	1	---	18/09 - 19/03	---	1	GGB-FLT-180924-01Y-4.670-1.000	---	---	---	---	---	---	---	---
5,364,250	1,000.00	3.25		Actual/Actual	20/03/2050	30	---	20/03	3.25	1	GGB-FXD-200350-30Y-3.250-1.000	---	---	---	---	---	---	---	---
3,924,361	1,000.00	2.00		Actual/Actual	22/04/2027	7	---	22/04	2.00	1	GGB-FXD-220427-07Y-2.000-1.000	---	---	---	---	---	99.9000	B	22/04/2020
2,500,000	1,000.00	1.88		Actual/Actual	23/07/2026	7	---	23/07	1.88	1	GGB-FXD-230726-07Y-1.875-1.000	---	---	---	---	---	---	---	---
4,900,000	1,000.00	4.25		Actual/Actual	15/06/2033	10	---	15/06	4.25	1	GGB-FXD-150633-10Y-4.250-1.000	---	---	---	---	---	---	---	---
3,500,000	1,000.00	1.88		Actual/Actual	24/01/2052	30	---	24/01	1.88	1	GGB-FXD-240152-30Y-1.875-1.000	---	---	---	---	---	---	---	---
3,700,000	1,000.00	1.75		Actual/Actual	18/06/2032	10	---	18/06	1.75	1	GGB-FXD-180632-10Y-1.750-1.000	---	---	---	---	---	---	---	---
2,200,000	1,000.00	1.13	FLR	Actual/360	15/12/2027	5	---	- 15/12 - 15/03 -	---	1	GGB-FLT-151227-05Y-1.130-1.000	---	---	---	---	---	102.1600	B	30/12/2022

## Government Bonds Notes

Transactions Volume = (Pieces) \* (Nominal Price). Transactions Value = (Pieces) \* (Nominal Price) \* (price %) + (Accrued interest).

The Value of current coupon for the issues with NV 0.01 euro refers to NV 100 euros

FLR: Floating Interest Rate.

[1] - The Expiration Date of the interest bearing period and the Date for coupon payment.

Treasury Bills & Zero Coupon Government Bonds

Issue Date	13-Week Maturity									26-Week Maturity									52-Week Maturity								
	Exp. Date	Initial Rate	Num Listed Bonds	Nominal price	Issue price	Last Trade Price	Last Trade Date	Volume Traded	Note	Exp. Date	Initial Rate	Num Listed Bonds	Nominal price	Issue price	Last Trade Price	Last Trade Date	Volume Traded	Note	Exp. Date	Initial Rate	Num Listed Bonds	Nominal price	Issue price	Last Trade Price	Last Trade Date	Volume Traded	Note
08/09/2023	---	---	---	---	---	---	---	---	---	---	---	---	---	---	---	---	---	---	06/09/2024	3.81	812,500	1,000.00	962.90	---	---	---	---
08/12/2023	---	---	---	---	---	---	---	---	---	---	---	---	---	---	---	---	---	---	06/12/2024	3.70	600,000	1,000.00	963.90	---	---	---	---
08/03/2024	---	---	---	---	---	---	---	---	---	---	---	---	---	---	---	---	---	---	07/03/2025	3.73	812,500	1,000.00	963.70	---	---	---	---
07/06/2024	---	---	---	---	---	---	---	---	---	---	---	---	---	---	---	---	---	---	06/06/2025	3.34	600,000	1,000.00	967.30	---	---	---	---

Bonds in Circulation	Currency / Min nominal traded Value	Coupons Payment Date	Current Coupon Value	Note	Coupon	Trading Unit	Issue Date	Duration (years)	Today's Interest	A.I.C in days	Bonds	Last price of previous days		Last Outcry in Cash (euro)			Trades in Pieces	Life min	Life Max
												Price	Buy / Sell	Price	Buy / Sell	Date			
<b>Corporate Bonds in Foreign Currency and Euro</b>																			
103,746	GBP / 10	01/12	0.25	---	65	1	01/12/1930	98	2.5	360	National Mortgage Bank	2.27	05/02/1996	2.27	S	05/02/1996	---	2.27	2.27
0	GBP / 10	01/12	0.25	---	67	1	01/12/1928	100	2.5	360	National Mortgage Bank	---	---	---	---	---	---	---	---

## Government Bonds Notes

A.I.C: Accrued Interest Calculation base.

FLR: Floating Interest Rate.

The minimum tradeable Nominal Value for all Demeterialised Government Titles is 100 Euros.

(μτφρ-0)

## Athex &amp; ATHEXClear Members List

Member Name				Stock Market			Derivatives Market		ATHEXClear Member	
	Address	Phone	Fax	Market Member	Remote Member	Market Maker	Proprietary	Market Maker	General Clearing	Direct Clearing
A. SARRIS SECURITIES S.A.				a						
6, ΔΡΑΓΑΤΣΑΝΙΟΥ 6 ΑΘΗΝΑ	2103367700									
ΑΕΟΝIC SECURITIES C.I.F. P.L.C.				a						
, ΛΑΪΟΥ 6, ΓΡ. 301B, ANNA COURT	35725337600									
ALPHA BANK S.A.									a	
, ΣΤΑΔΙΟΥ 40 ΑΘΗΝΑ	2103260000									
ALPHA FINANCE INVESTMENT SERVICES SINGLE MEMBER SA				a		a	a	a		a
5, ΠΑΝΕΠΙΣΤΗΜΙΟΥ 45 ΑΘΗΝΑ	2103677400									
ARGUS STOCKBROKERS LTD				a	a		a			
25, 25 ΛΕΩΦΟΡΟΣ ΔΗΜΟΣΘΕΝΗ ΣΕΒΕΡΗ	0035722717000									
ATHLOS CAPITAL INVESTMENT SERVICES LTD					a					
, 17 STASINOU AVENUE, BEDIZIA TOWER, 6TH & 7TH FL.	35722110777									
ATLANTIC SECURITIES LTD				a	a					
37, ΠΡΟΔΡΟΜΟΥ 37	0035722445400									
AXON SECURITIES S.A.				a			a			
48, ΣΤΑΔΙΟΥ 48 ΑΘΗΝΑ	2103363800									
BETA SECURITIES S.A.				a		a	a			a
29, ΑΛΕΞΑΝΔΡΑΣ 29 ΑΘΗΝΑ	210 6478900									
BNP PARIBAS S.A.									a	
, ΛΑΜΨΑΚΟΥ 2 ΑΘΗΝΑ	2107468525									
BOFA SECURITIES EUROPE SA				a	a					
, 51 RUE LA BOÉTIE	+33 153655555									
CAPITAL SECURITIES S.A.				a			a			
58, ΜΗΤΡΟΠΟΛΕΩΣ 58 ΑΘΗΝΑ	2103369700									
CITIGROUP GLOBAL MARKETS EUROPE AG				a	a					
16, REUTERWEG 16	+49 691366-0									
CITIGROUP GLOBAL MARKETS LIMITED				a						
1, 33 CANADA SQUARE - CANARY WHARF	+44 02079864000									
CREDIT SUISSE BANK (EUROPE), S.A.				a						
, CALLE AYALA 42, 3A PLANTA-B MADRID	+34917916000									
CREDIT SUISSE SECURITIES (EUROPE) LIMITED				a						
1, ONE CABOT SQUARE LONDON	+44 2078888888									
CYCLOS SECURITIES S.A.				a			a			
39, ΧΑΡΙΛΑΟΥ ΤΡΙΚΟΥΠΗ 6-8-10 ΑΘΗΝΑ	2103364300									
DEUTSCHE BANK S.A.					a					
1, GREAT WINCHESTER STREET LONDON	+44 20 754 54209	00441133361437								
EUROBANK EQUITIES INVESTMENT FIRM SINGLE MEMBER SA				a		a	a	a		a
, ΦΙΛΕΛΗΝΩΝ 10 & ΞΕΝΟΦΩΝΤΟΣ 13 ΑΘΗΝΑ	2103720425									
EUROBANK S.A.									a	
, ΟΘΩΝΟΣ 8 ΑΘΗΝΑ	2144043907									
EUROCORP INVESTMENT SERVICES S.A.				a			a			a
14, ΠΛ.ΦΙΛΙΚΗΣ ΕΤΑΙΡΕΙΑΣ 14 ΑΘΗΝΑ	2107263600									
EUROTRUST INVESTMENT FIRM SA				a						
113, ΣΕΒΑΣΤΟΥΠΟΛΕΩΣ 113 ΑΘΗΝΑ	2103363100									
EUROXX SECURITIES S.A.				a		a	a	a		a
7, ΠΑΛΑΙΟΛΟΓΟΥ ΧΑΛΑΝΔΡΙ	(210)-6879400	(210)-6879401								
7, ΠΑΛΕΟΛΟΓΟΥ ΧΑΛΑΝΔΡΙ	+30 2106879400	210-6879401								
FREEDOM FINANCE EUROPE LTD				a	a					
, ΧΡΙΣΤΑΚΗ ΚΡΑΝΟΥ 20	035725257786									
G. A. PERVANAS SECURITIES- INVESTMENT SERVICES S.A.				a						
7-9, ΣΟΦΟΚΛΕΟΥΣ 7-9 ΑΘΗΝΑ	2103727200									
GLOBAL CAPITAL SECURITIES & FINANCIAL SERVICES LTD				a	a					
50, ΛΑΡΧΙΕΠΙΣΚΟΠΟΥ ΜΑΚΑΡΙΟΥ Γ50	0035722710710									
GREENPOST TRADING EUROPE LTD				a	a	a				
, ΚΙΜΩΝΟΣ 3, ACROPOLIS MANSIONS, 2ND FLOOR, FLAT/OFFICE 202	035722521389									
HELLENIC AMERICAN SECURITIES S.A.				a		a	a			a
27, ΑΝΔΡΕΑ ΠΑΠΑΝΔΡΕΟΥ 27 ΜΑΡΟΥΣΙ	2103311100									
HELLENIC BANK (INVESTMENTS) LTD					a					
, ΑVE.ΚΥΡΙΑΚΟΥ ΜΑΤΣΙ 31 - ΡΟ ΒΟΧ 24747 ΝΙΟΣΙΑ	+357 22500100	357 22500110								
HSBC CONTINENTAL EUROPE									a	
109-111, ΑΜΕΣΟΓΕΙΩΝ 109-111	2106960000									
INDEX SECURITIES S.A.				a						
6, ΔΡΑΓΑΤΣΑΝΙΟΥ 6 ΑΘΗΝΑ	2103213920									



## Athex &amp; ATHEXClear Members List

Member Name				Stock Market			Derivatives Market		ATHEXClear Member	
	Address	Phone	Fax	Market Member	Remote Member	Market Maker	Proprietary	Market Maker	General Clearing	Direct Clearing
J. CHR. MAVRIKIS SECURITIES S.A.				a						
5, ΣΟΦΟΚΛΕΟΥΣ 5 ATHINA	2103216730									
KAPPA SECURITIES S.A.				a			a			
15, ΒΑΛΑΩΡΙΤΟΥ 15 ATHINA	2103678600									
KARAMANOF SECURITIES & INVESTMENT SERVICES S.A.				a						
2, ΠΛ.ΑΓ.ΘΕΟΔΩΡΩΝ 2 ATHINA	2103212947									
LAIKI FINANCIAL SERVICES LTD					a					
26, AVE. VYRONOS NICOSIA	357 22367367	357 22718567								
LEON DEPOLAS SECURITIES S.A.				a		a	a			
1, ΧΡΗΣΤΟΥ ΛΑΔΑ 1 ATHINA	2103213276 -28									
MEGA EQUITY SECURITIES & FINANCIAL SERVICES PUBLIC LTD				a	a		a			
42-44, ΛΕΩΦ.ΓΡΙΒΑ ΔΙΓΕΝΗ 42-44	0035722711711									
MERIT SECURITIES S.A				a		a	a			a
5, ΣΟΦΟΚΛΕΟΥΣ 5 ATHINA	2141008814									
MERRILL LYNCH INTERNATIONAL				a						
2, 2 KING EDWARD STREET LONDON	+44 20276281000									
N. CHRYSOCHOIDIS STOCK BROKERAGE I.S.S.A.				a			a			a
7-9, ΣΟΦΟΚΛΕΟΥΣ 7-9 ATHINA	2103213913									
NATIONAL BANK OF GREECE S.A.				a		a	a		a	
86, ΑΙΟΛΟΥ STR. ATHINA	(210)-3341000	(210)-3228187								
68, ΑΚΑΔΙΜΙΑΣ STR. ATHINA	(210)-3328817	(210)-3328678								
NATIONAL SECURITIES SINGLE MEMBER SA				a		a	a	a		
66, ΛΕΩΦΟΡΟΣ ΑΘΗΝΩΝ 128-132 & ΙΦΙΓΕΝΙΑΣ ATHINA	2103328784									
NUNTIUS BROKERAGE AND INVESTMENT SERVICES SINGLE MEMBER S.A.				a			a			
6, ΔΡΑΓΑΤΣΑΝΙΟΥ 6 ATHINA	2103350599									
ONE PLUS CAPITAL LIMITED				a	a					
, 75 PRODROMOU AVENUE NICOSIA 1307	35722873760									
OPTIMA BANK S.A.				a		a	a	a	a	
, ΑΙΓΙΑΛΕΙΑΣ 32 & ΠΑΡΑΔΕΙΣΟΥ ΜΑΡΟΥΣΙ	210 8173000									
PANCRETA BANK S.A									a	
, ΙΚΑΡΟΥ 5	2810338746									
PANTELAKIS SECURITIES S.A.				a		a	a	a		
57, ΕΘΝΙΚΗΣ ΑΝΤΙΣΤΑΣΕΩΣ 57, ΚΤΙΠΙΟ Β CHALANDRI	2106965000									
PIRAEUS BANK S.A.				a			a		a	
, ΑΜΕΡΙΚΗΣ 4 ATHINA	2103335000									
PIRAEUS SECURITIES S. A.				a		a	a	a		a
10, ΣΤΑΔΙΟΥ 10 ATHINA	2103354100									
PROCHOICE SECURITIES LTD				a	a					
57, ΛΕΩΦ.ΣΠΥΡΟΥ ΚΥΠΡΙΑΝΟΥ 57, ΑΚΙΝΗΤΑ Φ	035724661192									
SHARELINK SECURITIES & FINANCIAL SERVICES LTD				a			a			
6, HOUSE-ΘΕΟΤΟΚΗ 6 ΜΕΓΑΡΟ ΕΛΛΗΝΑ	+357 22554200									
SOCIETE GENERALE S.A.				a	a		a			
, 17 COURS VALMY, CEDEX	+157290504									
SOLIDUS SECURITIES S.A				a			a			a
64, ΛΟΥΙΖΗΣ ΠΙΑΝΚΟΥΡ 64 ATHINA	2106900600									
ST. EM. LAVRENTAKIS SECURITIES S.A.				a						
7-9, ΣΟΦΟΚΛΕΟΥΣ 7-9 ATHINA	2103213336									
THE CYPRUS INVESTMENT & SECURITIES CORPORATION LTD				a	a					
154, 1 AG. PROKOPIOU & POSIDONOS 1ST FLOOR	0035722121700									
UBS EUROPE SE				a	a					
, OPERNTURM, BOCKENHEIMER LANDSTRASSE 2-4	496921790									
UBS LIMITED					a					
1, FINSBURY AVENUE LONDON	+44 2075687135									
VIGOR FINANCE INVESTMENT SERVICES S.A.				a			a			
, ΨΥΧΑΡΗ 14 Ν. PSYCHIKO	2106718400									

List of Stocks under Market Making operations

Securities	Market Maker	Start Market Making	Stock Category
MLS MULTIMEDIA SA (CR)			Suspension Status
	PIRAEUS SECURITIES S. A.	01/08/2019	
ALPHA ETF FTSE Athex Large Cap			Exchange Traded Funds (ETFs)
	ALPHA FINANCE INVESTMENT SERVICES SINGLE MEMBER SA	02/01/1900	
	NATIONAL SECURITIES SINGLE MEMBER SA	02/01/1900	
ADMIE (IPTO) HOLDING S.A. (CR)			Main Market
	EUROBANK EQUITIES INVESTMENT FIRM SINGLE MEMBER SA	24/05/2021	
	HELLENIC AMERICAN SECURITIES S.A.	09/03/2020	
	PIRAEUS SECURITIES S. A.	29/06/2017	
AEGEAN AIRLINES (CR)			Main Market
	EUROBANK EQUITIES INVESTMENT FIRM SINGLE MEMBER SA	22/09/2020	
ALPHA SERVICES HOLD (CR)			Main Market
	ALPHA FINANCE INVESTMENT SERVICES SINGLE MEMBER SA	29/02/2016	
	EUROBANK EQUITIES INVESTMENT FIRM SINGLE MEMBER SA	22/10/2006	
	GREENPOST TRADING EUROPE LTD	12/06/2023	
	HELLENIC AMERICAN SECURITIES S.A.	25/07/2014	
	LEON DEPOLAS SECURITIES S.A.	04/01/2016	
	MERIT SECURITIES S.A	03/09/2012	
	NATIONAL SECURITIES SINGLE MEMBER SA	02/01/1900	
	PIRAEUS SECURITIES S. A.	28/05/2009	
ALPHA TRUST HOLDINGS (CR)			Main Market
	EUROBANK EQUITIES INVESTMENT FIRM SINGLE MEMBER SA	06/02/2023	
	LEON DEPOLAS SECURITIES S.A.	04/01/2021	
ALUMIL (CR)			Main Market
	PIRAEUS SECURITIES S. A.	31/07/2023	
ANDROMEDA SA (CR)			Main Market
	BETA SECURITIES S.A.	15/02/2021	
	OPTIMA BANK S.A.	03/04/2023	
ATHENS INTL AIRPORT (CR)			Main Market
	PIRAEUS SECURITIES S. A.	03/06/2024	
ATTICA BANK S.A. (CR)			Main Market
	EUROXX SECURITIES S.A.	22/01/2016	
AUSTRIACARD (CB)			Main Market
	BETA SECURITIES S.A.	23/03/2023	
	EUROXX SECURITIES S.A.	10/06/2024	
	PIRAEUS SECURITIES S. A.	02/08/2024	
AUTOHELLAS SA (CR)			Main Market
	ALPHA FINANCE INVESTMENT SERVICES SINGLE MEMBER SA	01/07/2019	
	EUROXX SECURITIES S.A.	02/07/2018	
AVAX S.A. (CR)			Main Market
	EUROBANK EQUITIES INVESTMENT FIRM SINGLE MEMBER SA	14/12/2015	
	OPTIMA BANK S.A.	04/09/2023	
	PIRAEUS SECURITIES S. A.	01/02/2021	
AVE (CR)			Main Market
	EUROXX SECURITIES S.A.	05/06/2020	
BRIQ PROPERTIES (CR)			Main Market
	EUROBANK EQUITIES INVESTMENT FIRM SINGLE MEMBER SA	09/09/2019	
	LEON DEPOLAS SECURITIES S.A.	22/02/2021	
	PIRAEUS SECURITIES S. A.	05/02/2024	
CC HBC AG (CR)			Main Market
	BETA SECURITIES S.A.	08/03/2021	
	NATIONAL SECURITIES SINGLE MEMBER SA	02/01/1900	
	PIRAEUS SECURITIES S. A.	04/05/2015	
CENERGY HOLDINGS (CB)			Main Market
	ALPHA FINANCE INVESTMENT SERVICES SINGLE MEMBER SA	02/01/2016	
	EUROBANK EQUITIES INVESTMENT FIRM SINGLE MEMBER SA	02/01/2016	
	OPTIMA BANK S.A.	14/03/2022	
	PANTELAKIS SECURITIES S.A.	27/12/2022	
CNL CAPITAL (CR)			Main Market
	MERIT SECURITIES S.A	01/10/2018	
DIMAND (CR)			Main Market
	ALPHA FINANCE INVESTMENT SERVICES SINGLE MEMBER SA	08/08/2022	
	EUROBANK EQUITIES INVESTMENT FIRM SINGLE MEMBER SA	08/08/2022	
	PANTELAKIS SECURITIES S.A.	15/05/2023	
EKTER SA (CR)			Main Market
	BETA SECURITIES S.A.	26/09/2022	
	EUROBANK EQUITIES INVESTMENT FIRM SINGLE MEMBER SA	16/10/2017	
	LEON DEPOLAS SECURITIES S.A.	21/05/2018	

## List of Stocks under Market Making operations

Securities	Stock Category
Market Maker	Start Market Making
<b>ELASTRON (CR)</b>	Main Market
LEON DEPOLAS SECURITIES S.A.	20/02/2017
<b>ELLAKTOR (CR)</b>	Main Market
ALPHA FINANCE INVESTMENT SERVICES SINGLE MEMBER SA	18/03/2019
EUROBANK EQUITIES INVESTMENT FIRM SINGLE MEMBER SA	01/06/2012
EUROXX SECURITIES S.A.	24/09/2018
NATIONAL SECURITIES SINGLE MEMBER SA	02/01/1900
PIRAEUS SECURITIES S. A.	22/10/2018
<b>ELTON SA (CR)</b>	Main Market
OPTIMA BANK S.A.	30/01/2023
<b>ELVALHALCOR (CR)</b>	Main Market
ALPHA FINANCE INVESTMENT SERVICES SINGLE MEMBER SA	07/05/2018
BETA SECURITIES S.A.	09/01/2023
EUROBANK EQUITIES INVESTMENT FIRM SINGLE MEMBER SA	07/05/2018
<b>EUROBANK HOLDINGS (CR)</b>	Main Market
ALPHA FINANCE INVESTMENT SERVICES SINGLE MEMBER SA	09/01/2006
EUROBANK EQUITIES INVESTMENT FIRM SINGLE MEMBER SA	01/06/2012
GREENPOST TRADING EUROPE LTD	12/06/2023
HELLENIC AMERICAN SECURITIES S.A.	25/07/2014
LEON DEPOLAS SECURITIES S.A.	30/11/2018
MERIT SECURITIES S.A	06/11/2017
NATIONAL SECURITIES SINGLE MEMBER SA	02/01/1900
PIRAEUS SECURITIES S. A.	28/09/2009
<b>EUROCONSULTANTS S.A. (CR)</b>	Main Market
EUROBANK EQUITIES INVESTMENT FIRM SINGLE MEMBER SA	22/07/2014
OPTIMA BANK S.A.	01/02/2023
<b>EYDAP S.A. (CR)</b>	Main Market
ALPHA FINANCE INVESTMENT SERVICES SINGLE MEMBER SA	27/01/2020
EUROBANK EQUITIES INVESTMENT FIRM SINGLE MEMBER SA	10/06/2019
<b>FOURLIS (CR)</b>	Main Market
EUROBANK EQUITIES INVESTMENT FIRM SINGLE MEMBER SA	01/12/2016
PIRAEUS SECURITIES S. A.	06/03/2017
<b>GEK TERNA (CR)</b>	Main Market
BETA SECURITIES S.A.	08/03/2021
EUROBANK EQUITIES INVESTMENT FIRM SINGLE MEMBER SA	24/05/2021
PIRAEUS SECURITIES S. A.	29/08/2019
<b>GR. SARANTIS S.A. (CR)</b>	Main Market
BETA SECURITIES S.A.	14/05/2012
EUROBANK EQUITIES INVESTMENT FIRM SINGLE MEMBER SA	24/10/2016
PIRAEUS SECURITIES S. A.	02/04/2024
<b>HELLENIC EXCHANGES-A.S.E. (CR)</b>	Main Market
HELLENIC AMERICAN SECURITIES S.A.	01/09/2014
NATIONAL SECURITIES SINGLE MEMBER SA	02/01/1900
PIRAEUS SECURITIES S. A.	04/05/2015
<b>HELLENIQ ENERGY (CR)</b>	Main Market
ALPHA FINANCE INVESTMENT SERVICES SINGLE MEMBER SA	07/11/2023
EUROBANK EQUITIES INVESTMENT FIRM SINGLE MEMBER SA	01/11/2023
HELLENIC AMERICAN SECURITIES S.A.	14/09/2015
PIRAEUS SECURITIES S. A.	20/03/2017
<b>IDEAL HOLDINGS (CR)</b>	Main Market
EUROBANK EQUITIES INVESTMENT FIRM SINGLE MEMBER SA	07/06/2021
PIRAEUS SECURITIES S. A.	07/06/2021
<b>INTERCONTINENTAL (CR)</b>	Main Market
LEON DEPOLAS SECURITIES S.A.	03/06/2019
<b>INTERLIFE G.C.I.(CR)</b>	Main Market
PIRAEUS SECURITIES S. A.	22/01/2024
<b>INTERWOOD-XYLEMPORIA (CR)</b>	Main Market
EUROBANK EQUITIES INVESTMENT FIRM SINGLE MEMBER SA	05/07/2021
PANTELAKIS SECURITIES S.A.	01/07/2021
<b>INTRAKAT (CR)</b>	Main Market
BETA SECURITIES S.A.	04/10/2021
PANTELAKIS SECURITIES S.A.	10/10/2022
<b>JUMBO SA (CR)</b>	Main Market
BETA SECURITIES S.A.	01/02/2021
EUROBANK EQUITIES INVESTMENT FIRM SINGLE MEMBER SA	25/05/2020
GREENPOST TRADING EUROPE LTD	12/06/2023
MERIT SECURITIES S.A	06/11/2017
PIRAEUS SECURITIES S. A.	06/03/2017

## List of Stocks under Market Making operations

Securities	Stock Category
Market Maker	Start Market Making
<b>KLOUKINAS - LAPPAS SA (CR)</b>	Main Market
OPTIMA BANK S.A.	02/01/2023
<b>KRI-KRI S.A. (CR)</b>	Main Market
EUROBANK EQUITIES INVESTMENT FIRM SINGLE MEMBER SA	07/05/2018
PIRAEUS SECURITIES S. A.	11/12/2023
<b>LAMDA DEVELOPMENT SA (CR)</b>	Main Market
EUROBANK EQUITIES INVESTMENT FIRM SINGLE MEMBER SA	08/12/2014
PANTELAKIS SECURITIES S.A.	06/11/2017
PIRAEUS SECURITIES S. A.	29/06/2017
<b>LAMPSA HOTEL SA (CR)</b>	Main Market
LEON DEPOLAS SECURITIES S.A.	16/01/2017
<b>METLEN ENERGY &amp; METALS (CR)</b>	Main Market
ALPHA FINANCE INVESTMENT SERVICES SINGLE MEMBER SA	15/04/2019
BETA SECURITIES S.A.	11/04/2022
EUROBANK EQUITIES INVESTMENT FIRM SINGLE MEMBER SA	20/09/2017
GREENPOST TRADING EUROPE LTD	12/06/2023
MERIT SECURITIES S.A	25/02/2019
NATIONAL SECURITIES SINGLE MEMBER SA	02/01/1900
PIRAEUS SECURITIES S. A.	04/05/2015
<b>MOTODYNAMICS S.A. (CR)</b>	Main Market
OPTIMA BANK S.A.	25/08/2023
<b>MOTOR OIL (CR)</b>	Main Market
BETA SECURITIES S.A.	08/03/2021
EUROBANK EQUITIES INVESTMENT FIRM SINGLE MEMBER SA	22/10/2006
GREENPOST TRADING EUROPE LTD	12/06/2023
LEON DEPOLAS SECURITIES S.A.	01/04/2019
MERIT SECURITIES S.A	25/02/2019
NATIONAL SECURITIES SINGLE MEMBER SA	02/01/1900
PIRAEUS SECURITIES S. A.	04/05/2015
<b>MPLE KEDROS (CR)</b>	Main Market
OPTIMA BANK S.A.	16/10/2023
OPTIMA BANK S.A.	08/11/2023
<b>NAFPAKTOS TEXTILE (CR)</b>	Main Market
OPTIMA BANK S.A.	29/01/2024
<b>NATIONAL BANK (CR)</b>	Main Market
ALPHA FINANCE INVESTMENT SERVICES SINGLE MEMBER SA	09/01/2006
EUROBANK EQUITIES INVESTMENT FIRM SINGLE MEMBER SA	22/10/2006
GREENPOST TRADING EUROPE LTD	12/06/2023
HELLENIC AMERICAN SECURITIES S.A.	25/07/2014
LEON DEPOLAS SECURITIES S.A.	20/05/2015
MERIT SECURITIES S.A	03/09/2012
NATIONAL SECURITIES SINGLE MEMBER SA	02/01/1900
PIRAEUS SECURITIES S. A.	08/09/2008
<b>NOVAL PROPERTY REIC (CR)</b>	Main Market
ALPHA FINANCE INVESTMENT SERVICES SINGLE MEMBER SA	05/06/2024
PIRAEUS SECURITIES S. A.	05/06/2024
<b>OPAP (CR)</b>	Main Market
ALPHA FINANCE INVESTMENT SERVICES SINGLE MEMBER SA	09/01/2006
EUROBANK EQUITIES INVESTMENT FIRM SINGLE MEMBER SA	22/10/2006
GREENPOST TRADING EUROPE LTD	12/06/2023
HELLENIC AMERICAN SECURITIES S.A.	25/07/2014
MERIT SECURITIES S.A	20/03/2017
NATIONAL SECURITIES SINGLE MEMBER SA	02/01/1900
PIRAEUS SECURITIES S. A.	04/05/2015
<b>OPTIMA BANK (CR)</b>	Main Market
ALPHA FINANCE INVESTMENT SERVICES SINGLE MEMBER SA	12/12/2023
EUROBANK EQUITIES INVESTMENT FIRM SINGLE MEMBER SA	11/12/2023
OPTIMA BANK S.A.	06/11/2023
<b>ORILINA PROPERTIES REIC (CR)</b>	Main Market
EUROBANK EQUITIES INVESTMENT FIRM SINGLE MEMBER SA	11/12/2023
LEON DEPOLAS SECURITIES S.A.	11/12/2023

## List of Stocks under Market Making operations

Securities	Stock Category
Market Maker	Start Market Making
<b>OTE (CR)</b>	Main Market
ALPHA FINANCE INVESTMENT SERVICES SINGLE MEMBER SA	09/01/2006
EUROBANK EQUITIES INVESTMENT FIRM SINGLE MEMBER SA	22/10/2006
GREENPOST TRADING EUROPE LTD	12/06/2023
HELLENIC AMERICAN SECURITIES S.A.	25/07/2014
LEON DEPOLAS SECURITIES S.A.	20/04/2015
MERIT SECURITIES S.A	20/03/2017
NATIONAL SECURITIES SINGLE MEMBER SA	02/01/1900
PIRAEUS SECURITIES S. A.	08/09/2008
<b>P.P.A. S.A. (CR)</b>	Main Market
EUROBANK EQUITIES INVESTMENT FIRM SINGLE MEMBER SA	06/02/2019
<b>PAPOUTSANIS (CR)</b>	Main Market
ALPHA FINANCE INVESTMENT SERVICES SINGLE MEMBER SA	19/11/2018
BETA SECURITIES S.A.	25/11/2013
<b>PERFORMANCE TECHNOLOGIES (CR)</b>	Main Market
EUROBANK EQUITIES INVESTMENT FIRM SINGLE MEMBER SA	22/02/2021
PANTELAKIS SECURITIES S.A.	08/03/2021
<b>PETROPOULOS PETROS (CR)</b>	Main Market
EUROBANK EQUITIES INVESTMENT FIRM SINGLE MEMBER SA	01/04/2019
PANTELAKIS SECURITIES S.A.	16/03/2020
<b>PIRAEUS FINANCIAL HOLD (CR)</b>	Main Market
ALPHA FINANCE INVESTMENT SERVICES SINGLE MEMBER SA	15/04/2019
EUROBANK EQUITIES INVESTMENT FIRM SINGLE MEMBER SA	22/10/2006
EUROXX SECURITIES S.A.	15/02/2016
GREENPOST TRADING EUROPE LTD	12/06/2023
HELLENIC AMERICAN SECURITIES S.A.	25/07/2014
LEON DEPOLAS SECURITIES S.A.	30/11/2018
MERIT SECURITIES S.A	16/09/2013
NATIONAL SECURITIES SINGLE MEMBER SA	02/01/1900
PIRAEUS SECURITIES S. A.	16/02/2009
<b>PPC (CR)</b>	Main Market
ALPHA FINANCE INVESTMENT SERVICES SINGLE MEMBER SA	09/01/2006
BETA SECURITIES S.A.	01/02/2021
EUROBANK EQUITIES INVESTMENT FIRM SINGLE MEMBER SA	22/10/2006
GREENPOST TRADING EUROPE LTD	12/06/2023
HELLENIC AMERICAN SECURITIES S.A.	01/09/2014
MERIT SECURITIES S.A	06/11/2017
NATIONAL SECURITIES SINGLE MEMBER SA	02/01/1900
PIRAEUS SECURITIES S. A.	28/09/2009
<b>PREMIA (CR)</b>	Main Market
BETA SECURITIES S.A.	01/06/2021
LEON DEPOLAS SECURITIES S.A.	05/12/2022
PANTELAKIS SECURITIES S.A.	23/12/2021
<b>PROFILE SA (CR)</b>	Main Market
OPTIMA BANK S.A.	03/04/2023
PANTELAKIS SECURITIES S.A.	01/07/2019
<b>QUALITY &amp; RELIABILITY SA (CR)</b>	Main Market
OPTIMA BANK S.A.	03/01/2023
<b>QUEST HOLDINGS (CR)</b>	Main Market
BETA SECURITIES S.A.	26/03/2018
EUROBANK EQUITIES INVESTMENT FIRM SINGLE MEMBER SA	28/01/2019
<b>REVOIL (CR)</b>	Main Market
BETA SECURITIES S.A.	26/06/2023
OPTIMA BANK S.A.	15/04/2024
<b>SIDMA STEEL (CR)</b>	Main Market
OPTIMA BANK S.A.	25/05/2023
<b>SPACE HELLAS SA (CR)</b>	Main Market
MERIT SECURITIES S.A	09/12/2022
<b>TECHNICAL OLYMPIC SA (CR)</b>	Main Market
BETA SECURITIES S.A.	04/04/2022
OPTIMA BANK S.A.	05/07/2023
<b>TERNA ENERGY (CR)</b>	Main Market
EUROBANK EQUITIES INVESTMENT FIRM SINGLE MEMBER SA	24/05/2021
PIRAEUS SECURITIES S. A.	09/12/2019
<b>THRACE PLASTICS SA (CR)</b>	Main Market
ALPHA FINANCE INVESTMENT SERVICES SINGLE MEMBER SA	26/03/2018
LEON DEPOLAS SECURITIES S.A.	28/03/2024
PIRAEUS SECURITIES S. A.	02/04/2024

List of Stocks under Market Making operations

Securities	Market Maker	Start Market Making	Stock Category
<b>TITAN CEMENT (CB)</b>			
	BETA SECURITIES S.A.	01/02/2021	Main Market
	EUROBANK EQUITIES INVESTMENT FIRM SINGLE MEMBER SA	06/11/2019	
	PIRAEUS SECURITIES S. A.	18/01/2021	
<b>TRADE ESTATES REIC (CR)</b>			
	EUROBANK EQUITIES INVESTMENT FIRM SINGLE MEMBER SA	08/11/2023	Main Market
	EUROBANK EQUITIES INVESTMENT FIRM SINGLE MEMBER SA	10/11/2023	
	PANTELAKIS SECURITIES S.A.	08/11/2023	
	PANTELAKIS SECURITIES S.A.	10/11/2023	
<b>TZIRAKIAN PROFIL (CR)</b>			
	LEON DEPOLAS SECURITIES S.A.	19/07/2021	Main Market
<b>VIOHALCO SA/MV (CB)</b>			
	ALPHA FINANCE INVESTMENT SERVICES SINGLE MEMBER SA	11/03/2008	Main Market
	EUROBANK EQUITIES INVESTMENT FIRM SINGLE MEMBER SA	04/03/2014	
	MERIT SECURITIES S.A	17/03/2014	

Underlying Asset				Derivatives Market													
Price max	Price min	Closing price	change	Delivery Month	Open price	Price max	Price min	Last price	Closing price	Last Bid	Last Ask	Fixing price*	Life high	Life low	Trades	Volume	Open Interest
<b>FTSE/Athex Large Cap</b>				(Trade Unit: 1 Index Point x 2E, Cash Settlement)													
3,394.20	3,342.61	3,364.32	-0.88%	August 2024	3,385.00	3,385.00	3,340.75	3,379.00	3,379.00	---	---		3,607.00	---	127	442	3,198
				September 2024	3,353.75	3,369.00	3,336.25	3,369.00	3,369.00	---	---		3,600.75	---	46	251	788
				October 2024	---	---	---	---	3,407.75	---	---		---	---	---	---	---
				December 2024	---	---	---	---	3,419.75	---	---		---	---	---	---	---
				March 2025	---	---	---	---	3,436.75	---	---		---	---	---	---	---
				June 2025	---	---	---	---	3,454.00	---	---		---	---	---	---	---
<b>FTSE/Athex Banks</b>				(Trade Unit: 1 Index Point x 15E, Cash Settlement)													
1,216.56	1,189.22	1,208.97	-0.62%	September 2024	---	---	---	---	1,192.00	---	---		1,332.75	---	---	---	1,262
				December 2024	---	---	---	---	1,225.75	---	---		---	---	---	---	---
				March 2025	---	---	---	---	1,231.75	---	---		---	---	---	---	---
				June 2025	---	---	---	---	1,238.00	---	---		---	---	---	---	---
<b>MSCI GREECE REBASED</b>				(Trade Unit: 1 Index Point x 2E, Cash Settlement)													
5,317.77	5,216.83	5,261.88	-1.05%	August 2024	---	---	---	---	5,284.25	---	---		5,695.25	---	---	---	---
				September 2024	---	---	---	---	5,190.25	---	---		5,516.00	---	---	---	3
				October 2024	---	---	---	---	5,240.50	---	---		5,515.50	---	---	---	10
				November 2024	---	---	---	---	5,241.00	---	---		5,516.00	---	---	---	10
				December 2024	---	---	---	---	5,357.75	---	---		---	---	---	---	---
				January 2025	---	---	---	---	5,366.00	---	---		---	---	---	---	---
				March 2025	---	---	---	---	5,384.50	---	---		---	---	---	---	---
				June 2025	---	---	---	---	5,411.50	---	---		---	---	---	---	---

Derivatives notes

Fixing prices and final open positions can be retrieved from the following path <http://www.helex.gr/el/web/guest/statistics-end-of-day-derivatives>

Underlying Asset				Derivatives Market													
Price max	Price min	Closing price	change	Delivery Month	Open price	Price max	Price min	Last price	Closing price	Last Bid	Last Ask	Fixing price*	Life high	Life low	Trades	Volume	Open Interest
<b>ADMIE (IPTO) HOLDING S.A. (CR)</b>				(Contract Size: 100 Securities, Physical Delivery)													
2.105	2.06	2.095	0.00%	September 2024	2.05	2.06	2.05	2.06	2.06	---	---	---	2.39	---	11	120	21,937
				December 2024	---	---	---	---	2.11	---	---	---	---	---	---	---	---
				March 2025	---	---	---	---	2.12	---	---	---	---	---	---	---	---
				June 2025	---	---	---	---	2.13	---	---	---	---	---	---	---	---
<b>AEGEAN AIRLINES (CR)</b>				(Contract Size: 100 Securities, Physical Delivery)													
10.89	10.57	10.68	-1.93%	September 2024	10.84	10.84	10.70	10.70	10.70	---	---	---	12.49	---	7	15	3,222
				December 2024	---	---	---	---	11.12	---	---	---	12.12	---	---	---	136
				March 2025	---	---	---	---	11.03	---	---	---	---	---	---	---	---
				June 2025	---	---	---	---	11.08	---	---	---	---	---	---	---	---
<b>ALPHA SERVICES HOLD (CR)</b>				(Contract Size: 100 Securities, Physical Delivery)													
1.5605	1.52	1.549	-1.65%	September 2024	1.56	1.56	1.53	1.54	1.54	---	---	---	1.79	---	152	4,477	155,407
				December 2024	1.59	1.59	1.59	1.59	1.59	---	---	---	1.73	---	2	6	236
				March 2025	---	---	---	---	1.59	---	---	---	---	---	---	---	---
				June 2025	---	---	---	---	1.60	---	---	---	---	---	---	---	---
<b>ATHENS INTL AIRPORT (CR)</b>				(Contract Size: 100 Securities, Physical Delivery)													
7.65	7.48	7.49	-2.09%	September 2024	7.60	7.60	7.52	7.53	7.53	---	---	---	8.41	---	11	38	1,049
				December 2024	---	---	---	---	7.71	---	---	---	---	---	---	---	---
				March 2025	---	---	---	---	7.75	---	---	---	---	---	---	---	---
				June 2025	---	---	---	---	7.78	---	---	---	---	---	---	---	---
<b>AUTOHELLAS SA (CR)</b>				(Contract Size: 100 Securities, Physical Delivery)													
11.48	11.18	11.28	-1.91%	September 2024	---	---	---	---	10.92	---	---	---	12.13	---	---	---	151
				December 2024	---	---	---	---	11.59	---	---	---	---	---	---	---	---
				March 2025	---	---	---	---	11.64	---	---	---	---	---	---	---	---
				June 2025	---	---	---	---	11.70	---	---	---	---	---	---	---	---
<b>AVAX S.A. (CR)</b>				(Contract Size: 100 Securities, Physical Delivery)													
1.334	1.29	1.33	-0.30%	September 2024	1.35	1.35	1.35	1.35	1.35	---	---	---	1.49	---	2	2	719
				December 2024	---	---	---	---	1.34	---	---	---	---	---	---	---	---
				March 2025	---	---	---	---	1.35	---	---	---	---	---	---	---	---
				June 2025	---	---	---	---	1.36	---	---	---	---	---	---	---	---
<b>CC HBC AG (CR)</b>				(Contract Size: 100 Securities, Physical Delivery)													
32.1	30.66	31.18	-0.06%	September 2024	31.15	31.15	30.93	30.93	30.93	---	---	---	33.61	---	2	2	160
				December 2024	---	---	---	---	31.43	---	---	---	---	---	---	---	---
				March 2025	---	---	---	---	31.59	---	---	---	---	---	---	---	---
				June 2025	---	---	---	---	31.75	---	---	---	---	---	---	---	---

Derivatives notes

Fixing prices and final open positions can be retrieved from the following path <http://www.helex.gr/el/web/guest/statistics-end-of-day-derivatives>



Underlying Asset				Derivatives Market													
Price max	Price min	Closing price	change	Delivery Month	Open price	Price max	Price min	Last price	Closing price	Last Bid	Last Ask	Fixing price*	Life high	Life low	Trades	Volume	Open Interest
<b>CENERGY HOLDINGS (CB)</b>				(Contract Size: 100 Securities, Physical Delivery)													
9.56	9.26	9.5	0.00%	September 2024	9.47	9.56	9.37	9.56	9.56	---	---	---	10.03	---	33	186	3,715
				December 2024	---	---	---	---	9.57	---	---	---	---	---	---	---	---
				March 2025	---	---	---	---	9.62	---	---	---	---	---	---	---	---
				June 2025	---	---	---	---	9.67	---	---	---	---	---	---	---	---
<b>ELLAKTOR (CR)</b>				(Contract Size: 124 Securities, Physical Delivery)													
1.87	1.836	1.86	-1.06%	September 2024	1.86	1.87	1.84	1.87	1.87	---	---	---	2.12	1.79	27	111	3,617
				December 2024	---	---	---	---	1.89	---	---	---	---	---	---	---	---
				March 2025	---	---	---	---	1.90	---	---	---	---	---	---	---	---
				June 2025	---	---	---	---	1.91	---	---	---	---	---	---	---	---
<b>ELVALHALCOR (CR)</b>				(Contract Size: 100 Securities, Physical Delivery)													
1.782	1.75	1.782	1.14%	September 2024	1.75	1.78	1.74	1.78	1.78	---	---	---	2.04	---	12	54	4,905
				December 2024	---	---	---	---	1.81	---	---	---	1.91	---	---	---	63
				March 2025	---	---	---	---	1.78	---	---	---	---	---	---	---	---
				June 2025	---	---	---	---	1.79	---	---	---	---	---	---	---	---
<b>EUROBANK HOLDINGS (CR)</b>				(Contract Size: 100 Securities, Physical Delivery)													
1.999	1.93	1.9915	0.61%	September 2024	1.96	2.00	1.94	1.98	1.98	---	---	---	2.19	---	82	1,695	16,975
				December 2024	---	---	---	---	2.08	---	---	---	2.28	---	---	---	5
				March 2025	---	---	---	---	2.00	---	---	---	---	---	---	---	---
				June 2025	---	---	---	---	2.01	---	---	---	---	---	---	---	---
<b>EYDAP S.A. (CR)</b>				(Contract Size: 100 Securities, Physical Delivery)													
5.45	5.29	5.45	0.55%	September 2024	5.40	5.40	5.40	5.40	5.40	---	---	---	5.90	---	1	1	4,233
				December 2024	---	---	---	---	5.46	---	---	---	---	---	---	---	---
				March 2025	---	---	---	---	5.49	---	---	---	---	---	---	---	---
				June 2025	---	---	---	---	5.52	---	---	---	---	---	---	---	---
<b>FOURLIS (CR)</b>				(Contract Size: 100 Securities, Physical Delivery)													
3.73	3.64	3.73	1.08%	September 2024	3.66	3.73	3.66	3.73	3.73	---	---	---	4.19	---	5	7	1,114
				December 2024	---	---	---	---	3.72	---	---	---	---	---	---	---	---
				March 2025	---	---	---	---	3.74	---	---	---	---	---	---	---	---
				June 2025	---	---	---	---	3.75	---	---	---	---	---	---	---	---
<b>GEK TERNA (CR)</b>				(Contract Size: 100 Securities, Physical Delivery)													
17.1	16.58	17.08	0.95%	September 2024	16.65	17.11	16.65	17.11	17.11	---	---	---	18.27	---	61	325	12,539
				December 2024	16.50	16.50	16.50	16.50	16.50	---	---	---	17.74	---	1	1	100
				March 2025	---	---	---	---	17.13	---	---	---	---	---	---	---	---
				June 2025	---	---	---	---	17.22	---	---	---	---	---	---	---	---

Derivatives notes

Fixing prices and final open positions can be retrieved from the following path <http://www.helex.gr/el/web/guest/statistics-end-of-day-derivatives>

Underlying Asset				Derivatives Market													
Price max	Price min	Closing price	change	Delivery Month	Open price	Price max	Price min	Last price	Closing price	Last Bid	Last Ask	Fixing price*	Life high	Life low	Trades	Volume	Open Interest
<b>HELLENIC EXCHANGES-A.S.E. (CR)</b>				(Contract Size: 100 Securities, Physical Delivery)													
4.49	4.355	4.4	-2.00%	September 2024	4.39	4.43	4.37	4.40	4.40	---	---	---	5.25	---	7	29	3,744
				December 2024	---	---	---	---	4.52	---	---	---	---	---	---	---	---
				March 2025	---	---	---	---	4.55	---	---	---	---	---	---	---	---
				June 2025	---	---	---	---	4.57	---	---	---	---	---	---	---	---
<b>HELLENiQ ENERGY (CR)</b>				(Contract Size: 100 Securities, Physical Delivery)													
7.105	6.965	7	-1.27%	September 2024	7.04	7.12	7.02	7.02	7.02	---	---	---	8.40	---	33	69	5,741
				December 2024	---	---	---	---	7.14	---	---	---	---	---	---	---	---
				March 2025	---	---	---	---	7.18	---	---	---	---	---	---	---	---
				June 2025	---	---	---	---	7.21	---	---	---	---	---	---	---	---
<b>INTRACOM HOLDINGS (CR)</b>				(Contract Size: 102 Securities, Physical Delivery)													
3.07	3	3.025	-2.42%	September 2024	3.02	3.06	3.00	3.06	3.06	---	---	---	3.55	2.80	7	29	7,384
				December 2024	---	---	---	---	3.12	---	---	---	---	---	---	---	---
				March 2025	---	---	---	---	3.14	---	---	---	---	---	---	---	---
				June 2025	---	---	---	---	3.15	---	---	---	---	---	---	---	---
<b>INTRAKAT (CR)</b>				(Contract Size: 100 Securities, Physical Delivery)													
5.06	4.86	5.03	1.41%	September 2024	4.88	5.04	4.88	5.04	5.04	---	---	---	5.20	---	28	81	2,395
				December 2024	---	---	---	---	5.00	---	---	---	---	---	---	---	---
				March 2025	---	---	---	---	5.02	---	---	---	---	---	---	---	---
				June 2025	---	---	---	---	5.05	---	---	---	---	---	---	---	---
<b>JUMBO SA (CR)</b>				(Contract Size: 100 Securities, Physical Delivery)													
22.84	22.02	22.02	-5.33%	September 2024	22.38	22.71	22.16	22.16	22.16	---	---	---	26.97	---	17	22	315
				December 2024	---	---	---	---	23.43	---	---	---	---	---	---	---	---
				March 2025	---	---	---	---	23.55	---	---	---	---	---	---	---	---
				June 2025	---	---	---	---	23.67	---	---	---	---	---	---	---	---
<b>LAMDA DEVELOPMENT SA (CR)</b>				(Contract Size: 100 Securities, Physical Delivery)													
7.14	6.99	7.09	-0.70%	September 2024	7.05	7.17	7.05	7.17	7.17	---	---	---	7.68	---	13	42	5,958
				December 2024	---	---	---	---	7.19	---	---	---	---	---	---	---	---
				March 2025	---	---	---	---	7.23	---	---	---	---	---	---	---	---
				June 2025	---	---	---	---	7.27	---	---	---	---	---	---	---	---
<b>METLEN ENERGY &amp; METALS (CR)</b>				(Contract Size: 100 Securities, Physical Delivery)													
34.04	33.64	34	0.41%	September 2024	33.99	34.16	33.93	34.16	34.16	---	---	---	38.35	---	27	69	4,023
				December 2024	---	---	---	---	34.63	---	---	---	36.20	---	---	---	65
				March 2025	---	---	---	---	34.29	---	---	---	---	---	---	---	---
				June 2025	---	---	---	---	34.46	---	---	---	---	---	---	---	---

Derivatives notes

Fixing prices and final open positions can be retrieved from the following path <http://www.helex.gr/el/web/guest/statistics-end-of-day-derivatives>

Underlying Asset				Derivatives Market													
Price max	Price min	Closing price	change	Delivery Month	Open price	Price max	Price min	Last price	Closing price	Last Bid	Last Ask	Fixing price*	Life high	Life low	Trades	Volume	Open Interest
<b>MIG (CR)</b>				(Contract Size: 100 Securities, Physical Delivery)													
3.49	3.4	3.415	-2.84%	September 2024	---	---	---	---	3.53	---	---	---	3.94	---	---	---	88
				December 2024	---	---	---	---	3.54	---	---	---	---	---	---	---	---
				March 2025	---	---	---	---	3.56	---	---	---	---	---	---	---	---
				June 2025	---	---	---	---	3.58	---	---	---	---	---	---	---	---
<b>MOTOR OIL (CR)</b>				(Contract Size: 100 Securities, Physical Delivery)													
22.8	21.94	21.96	-3.68%	September 2024	22.51	22.52	22.05	22.05	22.05	---	---	---	26.50	---	44	136	2,765
				December 2024	---	---	---	---	22.97	---	---	---	---	---	---	---	---
				March 2025	---	---	---	---	23.09	---	---	---	---	---	---	---	---
				June 2025	---	---	---	---	23.20	---	---	---	---	---	---	---	---
<b>NATIONAL BANK (CR)</b>				(Contract Size: 100 Securities, Physical Delivery)													
7.43	7.202	7.32	-1.48%	September 2024	7.39	7.39	7.20	7.33	7.33	---	---	---	8.36	---	155	1,327	16,278
				December 2024	---	---	---	---	7.62	---	---	---	7.49	---	---	---	51
				March 2025	---	---	---	---	7.52	---	---	---	---	---	---	---	---
				June 2025	---	---	---	---	7.56	---	---	---	---	---	---	---	---
<b>OPAP (CR)</b>				(Contract Size: 102 Securities, Physical Delivery)													
15.64	15.4	15.61	1.23%	September 2024	15.52	15.60	15.52	15.60	15.60	---	---	---	16.10	14.60	13	57	1,432
				December 2024	---	---	---	---	15.86	---	---	---	15.30	---	---	---	20
				March 2025	---	---	---	---	15.61	---	---	---	---	---	---	---	---
				June 2025	---	---	---	---	15.69	---	---	---	---	---	---	---	---
<b>OPTIMA BANK (CR)</b>				(Contract Size: 100 Securities, Physical Delivery)													
11.74	11.4	11.66	1.92%	September 2024	11.50	11.50	11.50	11.50	11.50	---	---	---	13.13	---	1	1	52
				December 2024	---	---	---	---	11.53	---	---	---	---	---	---	---	---
				March 2025	---	---	---	---	11.58	---	---	---	---	---	---	---	---
				June 2025	---	---	---	---	11.64	---	---	---	---	---	---	---	---
<b>OTE (CR)</b>				(Contract Size: 100 Securities, Physical Delivery)													
14.75	14.44	14.47	-1.57%	September 2024	14.76	14.76	14.39	14.39	14.39	---	---	---	15.32	---	18	41	3,469
				December 2024	---	---	---	---	14.81	---	---	---	---	---	---	---	---
				March 2025	---	---	---	---	14.88	---	---	---	---	---	---	---	---
				June 2025	---	---	---	---	14.96	---	---	---	---	---	---	---	---
<b>P.P.A. S.A. (CR)</b>				(Contract Size: 100 Securities, Physical Delivery)													
25.9	25.5	25.85	-0.58%	September 2024	---	---	---	---	24.25	---	---	---	26.47	---	---	---	80
				December 2024	---	---	---	---	26.20	---	---	---	---	---	---	---	---
				March 2025	---	---	---	---	26.33	---	---	---	---	---	---	---	---
				June 2025	---	---	---	---	26.46	---	---	---	---	---	---	---	---

Derivatives notes

Fixing prices and final open positions can be retrieved from the following path <http://www.helex.gr/el/web/guest/statistics-end-of-day-derivatives>

Underlying Asset				Derivatives Market													
Price max	Price min	Closing price	change	Delivery Month	Open price	Price max	Price min	Last price	Closing price	Last Bid	Last Ask	Fixing price*	Life high	Life low	Trades	Volume	Open Interest
<b>PIRAEUS FINANCIAL HOLD (CR)</b>																	
(Contract Size: 100 Securities, Physical Delivery)																	
3.755	3.678	3.72	-0.54%	September 2024	3.68	3.75	3.68	3.74	3.74	---	---	---	4.05	---	163	2,177	69,423
---	---	---	---	December 2024	---	---	---	---	3.78	---	---	---	4.04	---	---	---	1
---	---	---	---	March 2025	---	---	---	---	3.79	---	---	---	---	---	---	---	---
---	---	---	---	June 2025	---	---	---	---	3.81	---	---	---	---	---	---	---	---
<b>PPC (CR)</b>																	
(Contract Size: 100 Securities, Physical Delivery)																	
11.15	10.91	11	-1.43%	September 2024	11.04	11.16	10.94	11.06	11.06	---	---	---	11.90	---	69	251	26,773
---	---	---	---	December 2024	11.23	11.23	11.09	11.09	11.09	---	---	---	11.23	---	4	103	200
---	---	---	---	March 2025	---	---	---	---	11.30	---	---	---	---	---	---	---	---
---	---	---	---	June 2025	---	---	---	---	11.36	---	---	---	---	---	---	---	---
<b>QUEST HOLDINGS (CR)</b>																	
(Contract Size: 100 Securities, Physical Delivery)																	
5.23	5.18	5.22	-0.57%	September 2024	5.17	5.17	5.17	5.17	5.17	---	---	---	5.38	---	4	4	189
---	---	---	---	December 2024	---	---	---	---	5.29	---	---	---	---	---	---	---	---
---	---	---	---	March 2025	---	---	---	---	5.32	---	---	---	---	---	---	---	---
---	---	---	---	June 2025	---	---	---	---	5.34	---	---	---	---	---	---	---	---
<b>TERNA ENERGY (CR)</b>																	
(Contract Size: 100 Securities, Physical Delivery)																	
19.18	19.08	19.15	-0.21%	September 2024	19.20	19.20	19.20	19.20	19.20	---	---	---	19.55	---	3	15	20,887
---	---	---	---	December 2024	---	---	---	---	19.33	---	---	---	---	---	---	---	---
---	---	---	---	March 2025	---	---	---	---	19.43	---	---	---	---	---	---	---	---
---	---	---	---	June 2025	---	---	---	---	19.53	---	---	---	---	---	---	---	---
<b>TITAN CEMENT (CB)</b>																	
(Contract Size: 100 Securities, Physical Delivery)																	
30.65	29.9	30.15	-1.15%	September 2024	30.38	30.38	29.80	30.29	30.29	---	---	---	33.00	---	7	11	411
---	---	---	---	December 2024	---	---	---	---	30.73	---	---	---	---	---	---	---	---
---	---	---	---	March 2025	---	---	---	---	30.88	---	---	---	---	---	---	---	---
---	---	---	---	June 2025	---	---	---	---	31.04	---	---	---	---	---	---	---	---
<b>VIOHALCO SA/NV (CB)</b>																	
(Contract Size: 100 Securities, Physical Delivery)																	
5.45	5.32	5.42	-1.10%	September 2024	5.39	5.42	5.32	5.42	5.42	---	---	---	6.50	---	17	32	4,292
---	---	---	---	December 2024	---	---	---	---	5.52	---	---	---	6.10	---	---	---	125
---	---	---	---	March 2025	---	---	---	---	5.55	---	---	---	---	---	---	---	---
---	---	---	---	June 2025	---	---	---	---	5.58	---	---	---	---	---	---	---	---

Derivatives notes

Fixing prices and final open positions can be retrieved from the following path <http://www.helex.gr/el/web/guest/statistics-end-of-day-derivatives>

FTSE/Athex Large Cap

(Trade Unit: 1 Index Point x 2€ - Exercise Style: European, Cash Settlement)

Call Options														Put Options																			
August 2024								September 2024						Other Months		August 2024								September 2024						Other Months		Exer- cise Price	
Open price	Price max	Price min	Last price	Closing price	Volume	Open Interest	Open price	Price max	Price min	Last price	Closing price	Volume	Open Interest	Volume	Open Interest	Open price	Price max	Price min	Last price	Closing price	Volume	Open Interest	Open price	Price max	Price min	Last price	Closing price	Volume	Open Interest	Volume	Open Interest		
2,450	-	-	-	-	-	-	0.00	0.00	0.00	-	942.00	-	-	-	-	-	-	-	-	-	-	-	0.00	0.00	0.00	-	0.01	-	-	-	-	2,450	
2,500	-	-	-	-	-	-	0.00	0.00	0.00	-	892.00	-	-	-	-	-	-	-	-	-	-	-	0.00	0.00	0.00	-	0.01	-	-	-	-	2,500	
2,550	-	-	-	-	-	-	0.00	0.00	0.00	-	842.00	-	-	-	-	-	-	-	-	-	-	-	0.00	0.00	0.00	-	0.03	-	-	-	-	2,550	
2,600	-	-	-	-	-	-	0.00	0.00	0.00	-	792.00	-	-	-	-	-	-	-	-	-	-	-	0.00	0.00	0.00	-	0.08	-	-	-	-	2,600	
2,650	-	-	-	-	-	-	0.00	0.00	0.00	-	742.00	-	-	-	-	-	-	-	-	-	-	-	0.00	0.00	0.00	-	0.17	-	-	-	-	2,650	
2,700	-	-	-	-	-	-	0.00	0.00	0.00	-	693.00	-	-	-	-	-	-	-	-	-	-	-	0.00	0.00	0.00	-	0.35	-	-	-	-	2,700	
2,750	-	-	-	-	-	-	0.00	0.00	0.00	-	643.00	-	-	-	-	-	-	-	-	-	-	-	0.00	0.00	0.00	-	0.67	-	-	-	-	2,750	
2,800	-	-	-	-	-	-	0.00	0.00	0.00	-	594.00	-	-	-	-	-	-	-	-	-	-	-	0.00	0.00	0.00	-	1.30	-	-	-	-	2,800	
2,850	-	-	-	-	-	-	0.00	0.00	0.00	-	545.00	-	-	-	-	-	-	-	-	-	-	-	0.00	0.00	0.00	-	2.20	-	-	-	-	2,850	
2,900	-	-	-	-	-	-	0.00	0.00	0.00	-	497.00	-	-	-	-	-	-	-	-	-	-	-	0.00	0.00	0.00	-	3.80	-	-	-	-	2,900	
2,950	-	-	-	-	-	-	0.00	0.00	0.00	-	449.00	-	-	-	-	-	-	-	-	-	-	-	0.00	0.00	0.00	-	6.20	-	-	-	-	2,950	
3,000	0.00	0.00	0.00	-	399.00	-	0.00	0.00	0.00	-	403.00	-	-	-	-	-	0.00	0.00	0.00	-	0.01	-	-	0.00	0.00	0.00	-	9.70	-	-	-	-	3,000
3,050	0.00	0.00	0.00	-	349.00	-	0.00	0.00	0.00	-	358.00	-	-	-	-	-	0.00	0.00	0.00	-	0.06	-	-	0.00	0.00	0.00	-	14.75	-	-	-	-	3,050
3,100	0.00	0.00	0.00	-	299.00	-	0.00	0.00	0.00	-	315.00	-	-	-	-	-	0.00	0.00	0.00	-	0.27	-	-	0.00	0.00	0.00	-	21.50	-	-	-	-	3,100
3,150	0.00	0.00	0.00	-	250.00	-	0.00	0.00	0.00	-	274.00	-	-	-	-	-	0.00	0.00	0.00	-	0.93	-	-	0.00	0.00	0.00	-	30.75	-	-	-	-	3,150
3,200	0.00	0.00	0.00	-	202.00	-	0.00	0.00	0.00	-	236.00	-	-	-	-	-	5.00	0.00	5.00	5.00	5.00	5	92	0.00	0.00	0.00	-	42.25	-	-	-	-	3,200
3,250	0.00	0.00	0.00	-	156.00	-	2	0.00	0.00	0.00	-	201.00	-	-	-	-	0.00	0.00	0.00	-	6.90	-	2	0.00	0.00	0.00	-	57.00	-	-	-	-	3,250
3,300	0.00	0.00	0.00	-	114.00	-	5	0.00	0.00	0.00	-	169.00	-	20	-	-	0.00	0.00	0.00	-	15.25	-	43	0.00	0.00	0.00	-	75.00	-	15	-	-	3,300
3,350	0.00	0.00	0.00	-	78.50	-	20	0.00	0.00	0.00	-	140.00	-	-	-	-	53.50	0.00	53.50	53.50	53.50	1	9	0.00	0.00	0.00	-	96.00	-	-	-	-	3,350
3,400	0.00	0.00	0.00	-	50.00	-	40	0.00	0.00	0.00	-	114.00	-	-	-	-	76.00	0.00	76.00	76.00	76.00	1	20	0.00	0.00	0.00	-	120.00	-	-	-	-	3,400
3,450	0.00	0.00	0.00	-	29.50	-	60	0.00	0.00	0.00	-	92.50	-	20	-	-	0.00	0.00	0.00	-	80.50	-	65	0.00	0.00	0.00	-	148.00	-	20	-	-	3,450
3,500	0.00	0.00	0.00	-	16.00	-	23	0.00	0.00	0.00	-	73.50	-	40	-	-	0.00	0.00	0.00	-	117.00	-	81	0.00	0.00	0.00	-	179.00	-	60	-	-	3,500
3,550	0.00	0.00	0.00	-	7.90	-	2	0.00	0.00	0.00	-	58.00	-	40	-	-	0.00	0.00	0.00	-	159.00	-	-	0.00	0.00	0.00	-	214.00	-	20	-	-	3,550
3,600	0.00	0.00	0.00	-	3.50	-	85	0.00	0.00	0.00	-	45.00	-	20	-	-	0.00	0.00	0.00	-	204.00	-	-	0.00	0.00	0.00	-	250.00	-	-	-	-	3,600
3,650	0.00	0.00	0.00	-	1.40	-	151	0.00	0.00	0.00	-	34.25	-	20	-	-	0.00	0.00	0.00	-	252.00	-	-	0.00	0.00	0.00	-	290.00	-	-	-	-	3,650
3,700	0.00	0.00	0.00	-	0.53	-	10	0.00	0.00	0.00	-	26.00	-	-	-	-	0.00	0.00	0.00	-	301.00	-	-	0.00	0.00	0.00	-	331.00	-	-	-	-	3,700
3,750	0.00	0.00	0.00	-	0.18	-	-	0.00	0.00	0.00	-	19.25	-	-	-	-	0.00	0.00	0.00	-	351.00	-	-	0.00	0.00	0.00	-	374.00	-	-	-	-	3,750
3,800	0.00	0.00	0.00	-	0.05	-	-	0.00	0.00	0.00	-	14.25	-	-	-	-	0.00	0.00	0.00	-	401.00	-	-	0.00	0.00	0.00	-	419.00	-	-	-	-	3,800
3,850	0.00	0.00	0.00	-	0.02	-	-	0.00	0.00	0.00	-	10.25	-	-	-	-	0.00	0.00	0.00	-	451.00	-	-	0.00	0.00	0.00	-	465.00	-	-	-	-	3,850
3,900	0.00	0.00	0.00	-	0.05	-	-	0.00	0.00	0.00	-	7.30	-	-	-	-	0.00	0.00	0.00	-	501.00	-	-	0.00	0.00	0.00	-	512.00	-	-	-	-	3,900
Totals:						0	398						0	160	0	0						7	312						0	115	0	0	
Number of Trades:						0							0		0							3							0		0		

ALPHA SERVICES HOLD (CR)

(Contract Size: 100 Securities, Exercise Style: American, Physical Delivery)

Call Options														Put Options																		
August 2024							September 2024							Other Months		August 2024							September 2024							Other Months		Exercise Price
Open price	Price max	Price min	Last price	Closing price	Volume	Open Interest	Open price	Price max	Price min	Last price	Closing price	Volume	Open Interest	Volume	Open Interest	Open price	Price max	Price min	Last price	Closing price	Volume	Open Interest	Open price	Price max	Price min	Last price	Closing price	Volume	Open Interest	Volume	Open Interest	
0.850					-	-	0.000	0.000	0.000	0.732	-	-				-	-	0.000	0.000	0.000	0.001	-	-	0.000	0.000	0.000	0.001	-	-			0.009
0.900					-	-	0.000	0.000	0.000	0.682	-	-				-	-	0.000	0.000	0.000	0.002	-	-	0.000	0.000	0.000	0.002	-	-			0.009
0.950					-	-	0.000	0.000	0.000	0.632	-	-				-	-	0.000	0.000	0.000	0.001	-	-	0.000	0.000	0.000	0.001	-	-			0.010
1.000	0.000	0.000	0.000	0.580	-	-	0.000	0.000	0.000	0.582	-	-				0.000	0.000	0.000	0.001	-	-	0.000	0.000	0.000	0.001	-	-			0.010		
1.100	0.000	0.000	0.000	0.481	-	-	0.000	0.000	0.000	0.483	-	-				0.000	0.000	0.000	0.001	-	-	0.000	0.000	0.000	0.001	-	-			0.011		
1.200	0.000	0.000	0.000	0.381	-	-	0.000	0.000	0.000	0.383	-	-				0.000	0.000	0.000	0.001	-	-	0.000	0.000	0.000	0.001	-	-			0.012		
1.300	0.000	0.000	0.000	0.281	-	-	0.000	0.000	0.000	0.287	-	-				0.000	0.000	0.000	0.001	-	-	0.000	0.000	0.000	0.004	-	-			0.013		
1.400	0.000	0.000	0.000	0.184	-	-	0.000	0.000	0.000	0.198	-	-				0.000	0.000	0.000	0.003	-	-	0.000	0.000	0.000	0.014	-	-			0.014		
1.500	0.000	0.000	0.000	0.100	-	-	0.000	0.000	0.000	0.123	-	-				0.000	0.000	0.000	0.019	-	-	0.000	0.000	0.000	0.040	-	-			0.015		
1.600	0.000	0.000	0.000	0.042	-	-	0.000	0.000	0.000	0.069	-	-				0.000	0.000	0.000	0.061	-	-	0.000	0.000	0.000	0.085	-	-			0.016		
1.700	0.000	0.000	0.000	0.013	-	-	0.000	0.000	0.000	0.034	-	-				0.000	0.000	0.000	0.132	-	-	0.000	0.000	0.000	0.150	-	-			0.017		
1.800	0.000	0.000	0.000	0.003	-	-	0.000	0.000	0.000	0.015	-	-				0.000	0.000	0.000	0.222	-	-	0.000	0.000	0.000	0.232	-	-			0.018		
1.900	0.000	0.000	0.000	0.003	-	-	0.000	0.000	0.000	0.006	-	-				0.000	0.000	0.000	0.320	-	-	0.000	0.000	0.000	0.323	-	-			0.019		
2.000	0.000	0.000	0.000	0.001	-	-	0.000	0.000	0.000	0.002	-	-				0.000	0.000	0.000	0.420	-	-	0.000	0.000	0.000	0.420	-	-			0.020		
2.200	0.000	0.000	0.000	0.001	-	-	0.000	0.000	0.000	0.001	-	-				0.000	0.000	0.000	0.620	-	-	0.000	0.000	0.000	0.620	-	-			0.022		
2.400	0.000	0.000	0.000	0.001	-	-	0.000	0.000	0.000	0.001	-	-				0.000	0.000	0.000	0.820	-	-	0.000	0.000	0.000	0.820	-	-			0.024		
2.600	0.000	0.000	0.000	0.001	-	-	0.000	0.000	0.000	0.001	-	-				0.000	0.000	0.000	1.02	-	-	0.000	0.000	0.000	1.02	-	-			0.026		
Totals:					0	0						0	0	0								0	0							0	0	
Number of Trades:					0							0	0										0.00							0		0

NATIONAL BANK (CR)

(Contract Size: 100 Securities, Exercise Style: American, Physical Delivery)

Call Options														Put Options																			
August 2024							September 2024							Other Months		August 2024							September 2024							Other Months		Exercise Price	
Open price	Price max	Price min	Last price	Closing price	Volume	Open Interest	Open price	Price max	Price min	Last price	Closing price	Volume	Open Interest	Volume	Open Interest	Open price	Price max	Price min	Last price	Closing price	Volume	Open Interest	Open price	Price max	Price min	Last price	Closing price	Volume	Open Interest	Volume	Open Interest		
3.400					-	-	0.000	0.000	0.000		4.04	-	-			-	-	0.000	0.000	0.000		0.001	-	-								0.034	
3.600					-	-	0.000	0.000	0.000		3.84	-	-			-	-	0.000	0.000	0.000		0.001	-	-								0.036	
3.800					-	-	0.000	0.000	0.000		3.64	-	-			-	-	0.000	0.000	0.000		0.001	-	-								0.038	
4.000					-	-	0.000	0.000	0.000		3.44	-	-			-	-	0.000	0.000	0.000		0.001	-	-								0.040	
4.400					-	-	0.000	0.000	0.000		3.04	-	-			-	-	0.000	0.000	0.000		0.001	-	-								0.044	
4.800					-	-	0.000	0.000	0.000		2.64	-	-			-	-	0.000	0.000	0.000		0.001	-	-								0.048	
5.200	0.000	0.000	0.000		2.23	-	-	0.000	0.000	0.000		2.24	-	-		0.000	0.000	0.000		0.001	-	-		0.000	0.000	0.000		0.001	-	-		0.052	
5.600	0.000	0.000	0.000		1.83	-	-	0.000	0.000	0.000		1.85	-	-		0.000	0.000	0.000		0.001	-	-		0.000	0.000	0.000		0.003	-	-		0.056	
6.000	0.000	0.000	0.000		1.43	-	-	0.000	0.000	0.000		1.46	-	-		0.000	0.000	0.000		0.001	-	-		0.000	0.000	0.000		0.013	-	-		0.060	
6.400	0.000	0.000	0.000		1.03	-	-	0.000	0.000	0.000		1.09	-	-		0.000	0.000	0.000		0.003	-	-		0.000	0.000	0.000		0.046	-	-		0.064	
6.800	0.000	0.000	0.000		0.642	-	-	0.000	0.000	0.000		0.767	-	-		0.000	0.000	0.000		0.009	-	-		0.000	0.000	0.000		0.121	-	-		0.068	
7.200	0.000	0.000	0.000		0.303	-	-	0.000	0.000	0.000		0.499	-	-		0.000	0.000	0.000		0.069	-	-		0.000	0.000	0.000		0.252	-	-		0.072	
7.600	0.000	0.000	0.000		0.095	-	-	0.000	0.000	0.000		0.303	-	-		0.000	0.000	0.000		0.262	-	-		0.000	0.000	0.000		0.456	-	-		0.076	
8.000	0.000	0.000	0.000		0.018	-	-	0.000	0.000	0.000		0.167	-	-		0.000	0.000	0.000		0.585	-	-		0.000	0.000	0.000		0.721	-	-		0.080	
8.400	0.000	0.000	0.000		0.002	-	-	0.000	0.000	0.000		0.088	-	-		0.000	0.000	0.000		0.970	-	-		0.000	0.000	0.000		1.04	-	-		0.084	
8.800	0.000	0.000	0.000		0.002	-	-	0.000	0.000	0.000		0.041	-	-		0.000	0.000	0.000		1.37	-	-		0.000	0.000	0.000		1.40	-	-		0.088	
9.200	0.000	0.000	0.000		0.001	-	-	0.000	0.000	0.000		0.018	-	-		0.000	0.000	0.000		1.77	-	-		0.000	0.000	0.000		1.78	-	-		0.092	
9.600	0.000	0.000	0.000		0.001	-	-	0.000	0.000	0.000		0.008	-	-		0.000	0.000	0.000		2.17	-	-		0.000	0.000	0.000		2.17	-	-		0.096	
10.000	0.000	0.000	0.000		0.006	-	-	0.000	0.000	0.000		0.003	-	-		0.000	0.000	0.000		2.57	-	-		0.000	0.000	0.000		2.57	-	-		0.100	
11.000	0.000	0.000	0.000		0.001	-	-	0.000	0.000	0.000		0.001	-	-		0.000	0.000	0.000		3.57	-	-		0.000	0.000	0.000		3.57	-	-		0.110	
Totals:					0	0						0	0	0								0	0							0	6	0	304
Number of Trades:					0							0	0										0.00								0	0	

OPAP (CR)

(Contract Size: 100 Securities, Exercise Style: American, Physical Delivery)

Exercise Price	Call Options													Put Options																				
	August 2024						September 2024						Other Months		August 2024						September 2024						Other Months		Exercise Price					
	Open price	Price max	Price min	Last price	Closing price	Volume	Open Interest	Open price	Price max	Price min	Last price	Closing price	Volume	Open Interest	Volume	Open Interest	Open price	Price max	Price min	Last price	Closing price	Volume	Open Interest	Open price	Price max	Price min	Last price	Closing price		Volume	Open Interest	Volume	Open Interest	
9.600	0.000	0.000	0.000	5.82	-	-	0.000	0.000	0.000	5.84	-	-				0.000	0.000	0.000	0.001	-	-				0.000	0.000	0.000	0.001		-	-			
10.000	0.000	0.000	0.000	5.42	-	-	0.000	0.000	0.000	5.44	-	-				0.000	0.000	0.000	0.001	-	-				0.000	0.000	0.000	0.001	-	-				0.100
11.000	0.000	0.000	0.000	4.43	-	-	0.000	0.000	0.000	4.45	-	-				0.000	0.000	0.000	0.001	-	-				0.000	0.000	0.000	0.001	-	-				0.110
12.000	0.000	0.000	0.000	3.43	-	-	0.000	0.000	0.000	3.45	-	-				0.000	0.000	0.000	0.001	-	-				0.000	0.000	0.000	0.001	-	-				0.120
13.000	0.000	0.000	0.000	2.43	-	-	0.000	0.000	0.000	2.46	-	-				0.000	0.000	0.000	0.001	-	-				0.000	0.000	0.000	0.006	-	-				0.130
14.000	0.000	0.000	0.000	1.43	-	5	0.000	0.000	0.000	1.51	-	-				0.000	0.000	0.000	0.001	-	20				0.000	0.000	0.000	0.061	-	-				0.140
15.000	0.000	0.000	0.000	0.512	-	-	0.000	0.000	0.000	0.747	-	-				0.000	0.000	0.000	0.085	-	15				0.000	0.000	0.000	0.292	-	-				0.150
16.000	0.000	0.000	0.000	0.060	-	50	0.000	0.000	0.000	0.277	-	6				0.000	0.000	0.000	0.633	-	-				0.000	0.000	0.000	0.823	-	-				0.160
17.000	0.000	0.000	0.000	0.001	-	-	0.000	0.000	0.000	0.074	-	-				0.000	0.000	0.000	1.58	-	-				0.000	0.000	0.000	1.63	-	-				0.170
18.000	0.000	0.000	0.000	0.001	-	-	0.000	0.000	0.000	0.014	-	-				0.000	0.000	0.000	2.58	-	-				0.000	0.000	0.000	2.58	-	-				0.180
19.000	0.000	0.000	0.000	0.001	-	-	0.000	0.000	0.000	0.002	-	-				0.000	0.000	0.000	3.58	-	-				0.000	0.000	0.000	3.58	-	-				0.190
20.000	0.000	0.000	0.000	0.001	-	-	0.000	0.000	0.000	0.001	-	-				0.000	0.000	0.000	4.58	-	-				0.000	0.000	0.000	4.58	-	-				0.200
22.000	0.000	0.000	0.000	0.001	-	-	0.000	0.000	0.000	0.001	-	-				0.000	0.000	0.000	6.58	-	-				0.000	0.000	0.000	6.58	-	-				0.220
24.000					-	-	0.000	0.000	0.000	0.001	-	-																						0.240
Totals:					0	55					0	6	0	0					0	35								0	3	0	0			
Number of Trades:					0						0		0							0.00								0		0				



OTE (CR)

(Contract Size: 100 Securities, Exercise Style: American, Physical Delivery)

Call Options														Put Options																		
August 2024							September 2024							Other Months		August 2024							September 2024							Other Months		Exercise Price
Open price	Price max	Price min	Last price	Closing price	Volume	Open Interest	Open price	Price max	Price min	Last price	Closing price	Volume	Open Interest	Volume	Open Interest	Open price	Price max	Price min	Last price	Closing price	Volume	Open Interest	Open price	Price max	Price min	Last price	Closing price	Volume	Open Interest	Volume	Open Interest	
9.200	0.000	0.000	0.000	5.50	-	-	0.000	0.000	0.000	0.000	5.52	-	-			0.000	0.000	0.000	0.001	-	-			0.000	0.000	0.000	0.001	-	-			0.092
9.600	0.000	0.000	0.000	5.10	-	-	0.000	0.000	0.000	0.000	5.12	-	-			0.000	0.000	0.000	0.001	-	-			0.000	0.000	0.000	0.001	-	-			0.096
10.000	0.000	0.000	0.000	4.70	-	-	0.000	0.000	0.000	0.000	4.72	-	-			0.000	0.000	0.000	0.001	-	-			0.000	0.000	0.000	0.001	-	-			0.100
11.000	0.000	0.000	0.000	3.71	-	-	0.000	0.000	0.000	0.000	3.73	-	-			0.000	0.000	0.000	0.001	-	-			0.000	0.000	0.000	0.009	-	-			0.110
12.000	0.000	0.000	0.000	2.71	-	-	0.000	0.000	0.000	0.000	2.73	-	-			0.000	0.000	0.000	0.001	-	-			0.000	0.000	0.000	0.002	-	-			0.120
13.000	0.000	0.000	0.000	1.71	-	40	0.000	0.000	0.000	0.000	1.76	-	-			0.000	0.000	0.000	0.001	-	5			0.000	0.000	0.000	0.032	-	-			0.130
14.000	0.000	0.000	0.000	0.737	-	-	0.000	0.000	0.000	0.000	0.926	-	25			0.000	0.000	0.000	0.030	-	10			0.000	0.000	0.000	0.193	-	-			0.140
15.000	0.000	0.000	0.000	0.119	-	6	0.000	0.000	0.000	0.000	0.368	-	-			0.000	0.000	0.000	0.412	-	5			0.000	0.000	0.000	0.635	-	-			0.150
16.000	0.000	0.000	0.000	0.004	-	-	0.000	0.000	0.000	0.000	0.107	-	5			0.000	0.000	0.000	1.30	-	-			0.000	0.000	0.000	1.38	-	-			0.160
17.000	0.000	0.000	0.000	0.002	-	-	0.000	0.000	0.000	0.000	0.022	-	-			0.000	0.000	0.000	2.30	-	-			0.000	0.000	0.000	2.30	-	-			0.170
18.000	0.000	0.000	0.000	0.001	-	-	0.000	0.000	0.000	0.000	0.003	-	-			0.000	0.000	0.000	3.30	-	-			0.000	0.000	0.000	3.30	-	-			0.180
19.000	0.000	0.000	0.000	0.001	-	-	0.000	0.000	0.000	0.000	0.001	-	-			0.000	0.000	0.000	4.30	-	-			0.000	0.000	0.000	4.30	-	-			0.190
20.000	0.000	0.000	0.000	0.001	-	-	0.000	0.000	0.000	0.000	0.001	-	-			0.000	0.000	0.000	5.30	-	-			0.000	0.000	0.000	5.30	-	-			0.200
Totals:					0	46						0	30	0	0						0	20						0	45	0	0	
Number of Trades:					0						0						0						0						0			

PIRAEUS FINANCIAL HOLD (CR)

(Contract Size: 100 Securities, Exercise Style: American, Physical Delivery)

Call Options															Put Options																			
August 2024							September 2024							Other Months		August 2024					September 2024					Other Months		Exercise Price						
Open price	Price max	Price min	Last price	Closing price	Volume	Open Interest	Open price	Price max	Price min	Last price	Closing price	Volume	Open Interest	Volume	Open Interest	Open price	Price max	Price min	Last price	Closing price	Volume	Open Interest	Open price	Price max	Price min	Last price	Closing price		Volume	Open Interest	Volume	Open Interest		
1.800					-	-	0.000	0.000	0.000		1.94	-	-			-	-	0.000	0.000	0.000		0.001	-	-								0.018		
1.900					-	-	0.000	0.000	0.000		1.84	-	-			-	-	0.000	0.000	0.000		0.001	-	-								0.019		
2.000					-	-	0.000	0.000	0.000		1.74	-	-			-	-	0.000	0.000	0.000		0.001	-	-								0.020		
2.200					-	-	0.000	0.000	0.000		1.55	-	-			-	-	0.000	0.000	0.000		0.001	-	-								0.022		
2.400	0.000	0.000	0.000		1.34	-	-	0.000	0.000	0.000		1.35	-	-			0.000	0.000	0.000		0.001	-	-			0.000	0.000	0.000		0.001	-	-	0.024	
2.600	0.000	0.000	0.000		1.14	-	-	0.000	0.000	0.000		1.15	-	-			0.000	0.000	0.000		0.001	-	-			0.000	0.000	0.000		0.001	-	-	0.026	
2.800	0.000	0.000	0.000		0.941	-	-	0.000	0.000	0.000		0.948	-	-			0.000	0.000	0.000		0.001	-	-			0.000	0.000	0.000		0.001	-	-	0.028	
3.000	0.000	0.000	0.000		0.742	-	-	0.000	0.000	0.000		0.752	-	-			0.000	0.000	0.000		0.001	-	-			0.000	0.000	0.000		0.005	-	-	0.030	
3.200	0.000	0.000	0.000		0.542	-	-	0.000	0.000	0.000		0.566	-	-			0.000	0.000	0.000		0.002	-	-			0.000	0.000	0.000		0.018	-	-	0.032	
3.400	0.000	0.000	0.000		0.347	-	20	0.000	0.000	0.000		0.398	-	-			0.000	0.000	0.000		0.005	-	-			0.000	0.000	0.000		0.050	-	-	0.034	
3.600	0.000	0.000	0.000		0.176	-	-	0.000	0.000	0.000		0.260	-	-			0.000	0.000	0.000		0.034	-	-			0.000	0.000	0.000		0.111	-	-	0.036	
3.800	0.000	0.000	0.000		0.063	-	-	0.000	0.000	0.000		0.157	-	-			0.000	0.000	0.000		0.122	-	-			0.000	0.000	0.000		0.208	-	-	0.038	
4.000	0.000	0.000	0.000		0.015	-	-	0.000	0.000	0.000		0.085	-	-			0.000	0.000	0.000		0.273	-	-			0.000	0.000	0.000		0.337	-	-	0.040	
4.400	0.000	0.000	0.000		0.001	-	-	0.000	0.000	0.000		0.020	-	-			0.000	0.000	0.000		0.660	-	-			0.000	0.000	0.000		0.674	-	-	0.044	
4.800	0.000	0.000	0.000		0.001	-	-	0.000	0.000	0.000		0.004	-	-			0.000	0.000	0.000		1.06	-	-			0.000	0.000	0.000		1.06	-	-	0.048	
5.200	0.000	0.000	0.000		0.001	-	-	0.000	0.000	0.000		0.001	-	-			0.000	0.000	0.000		1.46	-	-			0.000	0.000	0.000		1.46	-	-	0.052	
5.600	0.000	0.000	0.000		0.001	-	-	0.000	0.000	0.000		0.001	-	-			0.000	0.000	0.000		1.86	-	-			0.000	0.000	0.000		1.86	-	-	0.056	
6.000	0.000	0.000	0.000		0.001	-	-	0.000	0.000	0.000		0.001	-	-			0.000	0.000	0.000		2.26	-	-			0.000	0.000	0.000		2.26	-	-	0.060	
6.400					-	-	0.000	0.000	0.000		0.001	-	-			-	-	0.000	0.000	0.000		2.66	-	-			0.000	0.000	0.000		2.66	-	-	0.064
Totals:					0	20							0	0	0							0	0									0	0	
Number of Trades:					0								0	0								0.00									0	0		

PPC (CR)

(Contract Size: 100 Securities, Exercise Style: American, Physical Delivery)

Call Options														Put Options																		
August 2024							September 2024							Other Months		August 2024							September 2024							Other Months		Exercise Price
Open price	Price max	Price min	Last price	Closing price	Volume	Open Interest	Open price	Price max	Price min	Last price	Closing price	Volume	Open Interest	Volume	Open Interest	Open price	Price max	Price min	Last price	Closing price	Volume	Open Interest	Open price	Price max	Price min	Last price	Closing price	Volume	Open Interest	Volume	Open Interest	
6.800					-	-	0.000	0.000	0.000		4.38	-	-			-	-	0.000	0.000	0.000		0.001	-	-								0.068
7.200					-	-	0.000	0.000	0.000		3.98	-	-			-	-	0.000	0.000	0.000		0.001	-	-								0.072
7.600					-	-	0.000	0.000	0.000		3.58	-	-			-	-	0.000	0.000	0.000		0.001	-	-								0.076
8.000	0.000	0.000	0.000		3.16	-	-	0.000	0.000	0.000		3.18	-	-		0.000	0.000	0.000		0.001	-	-		0.000	0.000	0.000		0.001	-	-		0.080
8.400	0.000	0.000	0.000		2.76	-	-	0.000	0.000	0.000		2.78	-	-		0.000	0.000	0.000		0.001	-	-		0.000	0.000	0.000		0.001	-	-		0.084
8.800	0.000	0.000	0.000		2.36	-	-	0.000	0.000	0.000		2.39	-	-		0.000	0.000	0.000		0.001	-	-		0.000	0.000	0.000		0.004	-	-		0.088
9.200	0.000	0.000	0.000		1.96	-	-	0.000	0.000	0.000		2.00	-	-		0.000	0.000	0.000		0.001	-	-		0.000	0.000	0.000		0.013	-	-		0.092
9.600	0.000	0.000	0.000		1.57	-	-	0.000	0.000	0.000		1.62	-	-		0.000	0.000	0.000		0.008	-	-		0.000	0.000	0.000		0.035	-	-		0.096
10.000	0.000	0.000	0.000		1.17	-	-	0.000	0.000	0.000		1.27	-	-		0.000	0.000	0.000		0.003	-	-		0.000	0.000	0.000		0.083	-	-		0.100
11.000	0.000	0.000	0.000		0.318	-	55	0.000	0.000	0.000		0.568	-	70		0.000	0.000	0.000		0.152	-	5		0.000	0.000	0.000		0.382	-	-		0.110
12.000	0.000	0.000	0.000		0.021	-	4	0.000	0.000	0.000		0.187	-	-		0.000	0.000	0.000		0.857	-	2		0.000	0.000	0.000		1.00	-	-		0.120
13.000	0.000	0.000	0.000		0.001	-	-	0.000	0.000	0.000		0.043	-	-		0.000	0.000	0.000		1.84	-	-		0.000	0.000	0.000		1.86	-	-		0.130
14.000	0.000	0.000	0.000		0.001	-	-	0.000	0.000	0.000		0.008	-	-		0.000	0.000	0.000		2.84	-	-		0.000	0.000	0.000		2.84	-	-		0.140
15.000	0.000	0.000	0.000		0.001	-	-	0.000	0.000	0.000		0.001	-	-		0.000	0.000	0.000		3.84	-	-		0.000	0.000	0.000		3.84	-	-		0.150
16.000	0.000	0.000	0.000		0.001	-	-	0.000	0.000	0.000		0.001	-	-		0.000	0.000	0.000		4.84	-	-		0.000	0.000	0.000		4.84	-	-		0.160
17.000	0.000	0.000	0.000		0.001	-	-	0.000	0.000	0.000		0.001	-	-		0.000	0.000	0.000		5.84	-	-		0.000	0.000	0.000		5.84	-	-		0.170
18.000					-	-	0.000	0.000	0.000		0.001	-	-			-	-	0.000	0.000	0.000		6.84	-	-							0.180	
Totals:					0	59						0	70	0	0						0	7						0	5	0	0	
Number of Trades:					0							0		0							0.00							0		0		

Lending Products	Underlying Title	Open Interest[5]	Multilateral Transactions[1]				Bilateral Transactions[2]		Stock Borrowing through OTC (volume)[3]	
			Volume(Offered)	Average Weighted	Transactions volume	Average Weighted	Transactions Volume	Average Weighted	Transactions Volume	
ADMIEBOR	ADMIE (IPTO) HOLDING S.A. (CR)	---	---	---	---	---	---	---	254,440	
AEGNBOR	AEGEAN AIRLINES (CR)	---	---	---	---	---	---	---	379,240	
AETFBOR	ALPHA ETF FTSE Athex Large Cap	---	---	---	---	---	---	---	---	
ALPHABOR	ALPHA SERVICES HOLD (CR)	10,000	---	---	---	---	---	---	65,233,718	
AIABOR	ATHENS INTL AIRPORT (CR)	---	---	---	---	---	---	---	188,201	
ACAGBOR	AUSTRIACARD (CB)	---	---	---	---	---	---	---	---	
OTOELBOR	AUTOHELLAS SA (CR)	1,500	---	---	---	---	---	---	72,689	
AVAXBOR	AVAX S.A. (CR)	---	---	---	---	---	---	---	---	
EEEBOR	CC HBC AG (CR)	30,869	---	---	---	---	---	---	87,221	
CENERBOR	CENERGY HOLDINGS (CB)	---	---	---	---	---	---	---	11,047	
DIMANDBOR	DIMAND (CR)	---	---	---	---	---	---	---	87,077	
ELLAKTORBOR	ELLAKTOR (CR)	2,681	---	---	---	---	---	---	139,762	
ELHABOR	ELVALHALCOR (CR)	788	---	---	---	---	---	---	248,786	
EPSILBOR	EPSILON NET (CR)	---	---	---	---	---	---	---	8,000	
EUROBBOR	EUROBANK HOLDINGS (CR)	67,633	---	---	---	---	---	---	36,054,932	
EYDAPBOR	EYDAP S.A. (CR)	845	---	---	---	---	---	---	205,465	
FOYRKBOR	FOURLIS (CR)	611	---	---	---	---	---	---	43,970	
GEKTERNABOR	GEK TERNA (CR)	---	---	---	---	---	---	---	5,700	
SARBOR	GR. SARANTIS S.A. (CR)	6,004	---	---	---	---	---	---	16,411	
EXAEBOR	HELLENIC EXCHANGES-A.S.E. (CR)	10,400	---	---	---	---	---	---	152,047	
ELPEBOR	HELLENIQ ENERGY (CR)	---	---	---	---	---	---	---	983,130	
INTEKBOR	IDEAL HOLDINGS (CR)	---	---	---	---	---	---	---	14,800	
INTRKBOR	INTRACOM HOLDINGS (CR)	---	---	---	---	---	---	---	2,700	
INKATBOR	INTRAKAT (CR)	---	---	---	---	11,997	10.00%	---	523,398	
INLOTBOR	INTRALOT (CR)	---	---	---	---	---	---	---	322,055	
BELABOR	JUMBO SA (CR)	6,029	---	---	---	---	---	---	205,735	
KRIBOR	KRI-KRI S.A. (CR)	---	---	---	---	---	---	---	140	
LAMDABOR	LAMDA DEVELOPMENT SA (CR)	---	---	---	---	---	---	---	223,277	
LAVIBOR	LAVIPHARM SA (CR)	---	---	---	---	---	---	---	---	
MYTILBOR	METLEN ENERGY & METALS (CR)	1,000	---	---	---	---	---	---	177,889	
MIGBOR	MIG (CR)	541	---	---	---	---	---	---	40,179	

## Stock Lending Notes

[1] - Multilateral contracts Lending or Borrowing as per Methods 8-1, 8-2 and 8-3-3 (According to ATHEX BoD Resolution No.17)

[2] - Bilateral Contracts Lending or Borrowing as per Methods 8-3-1 and 8-3-2 & Contracts as per Method 4 (According to ATHEX BoD Resolution No.20)

[3] - The information concerning OTC Stock Borrowing Transactions is based on the statements of the Dematerialised Securities System (DSS) operators involved and refers to volumes that have been registered up until the previous working day.

[4] - Average Price (Volume weighted)

[5] - The Data concerning Open Interest before the start of trading session

Lending Products	Underlying Title	Open Interest[5]	Multilateral Transactions[1]				Bilateral Transactions[2]		Stock Borrowing through OTC (volume)[3]	
			Volume(Offered)	Average Weighted	Transactions volume	Average Weighted	Transactions Volume	Average Weighted	Transactions Volume	Transactions Volume
MOHBOR	MOTOR OIL (CR)	1,000	---	---	---	---	---	---	1,273,446	
ETEBOR	NATIONAL BANK (CR)	58,735	---	---	---	---	---	---	11,772,156	
OPAPBOR	OPAP (CR)	8,119	---	---	---	---	---	---	1,745,648	
OPTIMABOR	OPTIMA BANK (CR)	6,000	---	---	---	---	---	---	1,203,397	
HTOBOR	OTE (CR)	---	---	---	---	---	---	---	1,552,310	
PPABOR	P.P.A. S.A. (CR)	1,000	---	---	---	---	---	---	79,074	
TPEIRBOR	PIRAEUS FINANCIAL HOLD (CR)	5,000	---	---	---	---	---	---	13,065,945	
PPCBOR	PPC (CR)	2,000	---	---	---	---	---	---	1,468,344	
PROFBOR	PROFILE SA (CR)	---	---	---	---	---	---	---	10,000	
QUESTBOR	QUEST HOLDINGS (CR)	391	---	---	---	---	---	---	26,331	
OLYMPBOR	TECHNICAL OLYMPIC SA (CR)	---	---	---	---	---	---	---	---	
TENERGYBOR	TERNA ENERGY (CR)	---	---	---	65	4.75%	---	---	569,008	
EYAPSBOR	THESSALONIKA WATER & SEWERAGE	---	---	---	---	---	---	---	---	
PLATBOR	THRACE PLASTICS SA (CR)	1,500	---	---	---	---	---	---	1,596	
TITCBOR	TITAN CEMENT (CB)	289	---	---	---	---	---	---	204,466	
VIORBOR	VIHALCO SA/NV (CB)	744	---	---	6,000	5.33%	---	---	---	

## Stock Lending Notes

[1] - Multilateral contracts Lending or Borrowing as per Methods 8-1, 8-2 and 8-3-3 (According to ATHEX BoD Resolution No.17)

[2] - Bilateral Contracts Lending or Borrowing as per Methods 8-3-1 and 8-3-2 & Contracts as per Method 4 (According to ATHEX BoD Resolution No.20)

[3] - The information concerning OTC Stock Borrowing Transactions is based on the statements of the Dematerialised Securities System (DSS) operators involved and refers to volumes that have been registered up until the previous working day.

[4] - Average Price (Volume weighted)

[5] - The Data concerning Open Interest before the start of trading session

## Sectors codification for listed companies

12003-	ETF	10101010	Computer Services
10101015	Software	10102030	Computer Hardware
15101010	Telecommunications Equipment	15102015	Telecommunications Services
20101010	Health Care Facilities	20101025	Health Care Services
20102010	Medical Equipment	20103015	Pharmaceuticals
30101010	Banks	30202000	Diversified Financial Services
30202010	Asset Managers & Custodians	30202015	Investment Services
30204000	Closed End Investments	30302010	Full Line Insurance
30302015	Insurance Brokers	30302025	Property and Casualty Insurance
35101010	Real Estate Holding and Development	35101015	Real Estate Services
35102000	Diversified REITs	35102030	Office REITs
35102045	Retail REITs.	40201040	Rental & Leasing Services: Consumer
40202010	Home Construction	40202015	Household Furnishings
40202020	Household Appliance	40203040	Electronic Entertainment
40204020	Clothing & Accessories	40301010	Entertainment
40301030	Publishing	40301035	Radio & TV Broadcasters
40401010	Diversified Retailers	40401020	Apparel Retailers
40401025	Home Improvement Retailers	40401030	Specialty Retailers
40501010	Airlines	40501015	Travel & Tourism
40501020	Casinos & Gambling	40501025	Hotels & Motels
45101015	Distillers & Vintners	45101020	Soft Drinks
45102010	Farming Fishing Ranching & Plantations	45102020	Food Products
45103010	Tobacco	45201010	Food Retailers & Wholesalers
45201020	Personal Products	50101010	Construction
50101020	Building Roof/Wallboard and Plumbing	50101030	Cement
50101035	Building Materials: Other	50202010	Electrical Components
50203015	Plastics	50203030	Containers & Packaging
50204000	Machinery: Industrial	50204020	Machinery: Construction & Handling
50205010	Industrial Suppliers	50205020	Back Office Support HR & Consulting
50205030	Forms & Bulk Printing Services	50206015	Commercial Vehicles & Parts
50206030	Marine Transportation	50206060	Transportation Services
55101000	Diversified Materials	55101020	Textile Products
55102000	General Mining	55102010	Iron & Steel
55102015	Metal Fabricating	55102035	Aluminum
60101020	Oil Refining and Marketing	65101010	Alternative Electricity
65101015	Conventional Electricity	65102000	Multi-Utilities
65102030	Water		



**ATHEX**  
Athens Stock Exchange

Λεωφ. Αθηνών 110 104 42 Αθήνα  
110, Athinon Ave. GR 104 42 Athens  
tel. (+30)210-33.66.800, fax (+30)210-33.66.101  
[www.athexgroup.gr](http://www.athexgroup.gr)