

24

Ημερήσιο Δελτίο
Συναλλακτικής Δραστηριότητας

Daily Official List
of Trading Activity

Thursday, 1 August, 2024

Year: 145 Trading Day No: 144



ATHEXGROUP
Athens Exchange Group

Disclaimer:

Hellenic Exchanges-Athens Stock Exchange S.A. endeavours to ensure that the data and other material ("Information") presented on the Daily Official List are accurate and complete, but it is not liable for any errors or omissions of data or /and for the accuracy, credibility, updating and completeness of the aforesaid information nor it has any liability arising directly or indirectly from the use of the above Information.

The Company is not liable for the accuracy of the data included in listed companies' announcements. Only the sender of such an announcement is fully and solely liable for any infringement of third party's rights from the content of such announcement. All contents of the Daily Official List are provided only for information purposes and do not constitute investment advice or solicitation to invest in securities or other products listed for trading on the Exchange.

You acknowledge and agree that the Company is the owner of any property rights related to any Information appearing on the Daily Official List including intellectual property rights copyright, trademarks, etc.

The above data are a property of the Hellenic Exchanges-Athens Exchange and are copyright protected. Users are forbidden to reproduce, modify, copy, sale, transmit or redistribute, by all reproduction means and methods, part or the whole of the above data, without reference to their source.

The commercial exploitation of these data is, also, forbidden by third parties. Hellenic Exchanges-Athens Exchange does not carry any responsibility, direct or indirect, derived from usage or accidental alteration of the above data when used by third parties.

Hellenic Exchanges – Athens Stock Exchange S.A.

110 Athinon Ave., 10442 Athens, Tel: (210) 33.66.800, Fax: (210) 32.13.938

www.athexgroup.gr

Thessalonica Stock Exchange Center (T.S.E.C)

16-18 Katouni Str., Thessalonica 546 25 Tel: (2310) 567.667, Fax: (2310) 530.545

Athex Members Guarantee Fund

14-16 Fidiou Str., Athens 106 78, Tel: (210) 33.04.682, Fax: (210) 33.04.155

Hellenic Republic Capital Market Commission

1 Kolokotroni Str. & 1 Stadiou Str., Athens 10562 Tel: (210) 33.77.100 Fax: (210) 33.77.173

Table of Contents

Section 1: Statistical Figures of Securities, Derivatives and Lending

Summary of Markets

Athex Indices

Analytic Figures for Athex Market's Boards and Categories

Trading Details by Athex Sectors and Financial Instruments (ETFs)

Top 10 best & worst performing Shares

Derivatives Summary

Section 2: Analytic Figures of Shares Transactions

Analytic Figures of Shares Transactions

Shares' Notes

Section 3: Figures of Securities Transactions

Securities Blocks Details

Shares Rights Details

Stock Borrowing

Forced Sales Details

Forced Sales Registered Shares

Exchange Traded Funds (ETFs) Characteristics

Section 5: Bonds traded in Fixed Income Assets Market

Convertible Corporate Bonds - Regulated Market

Non Convertible Corporate Bonds - Regulated Market

Government Bonds

Treasury Bills & Zero Coupon Government Bonds

Government Bonds Traded with the Open Outcry Method

State Banks Bonds

Section 6: Additional Infos

Athex & ATHEXClear Members List

List of Stocks under Market Making operations

Section 7: Derivatives Market Analytic Figures

Index Futures

Stock Futures

Index Options

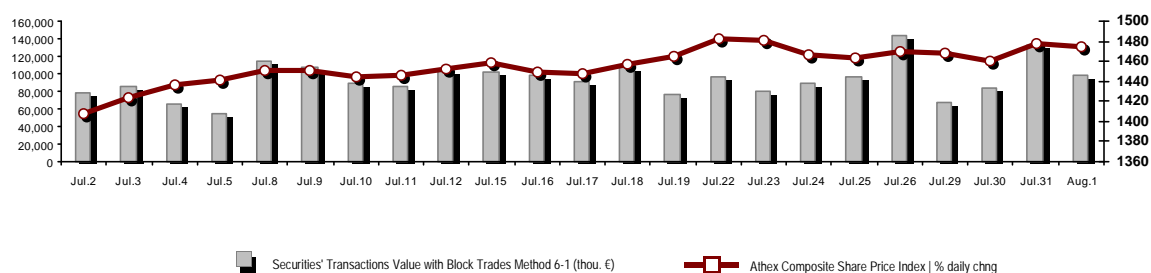
Stock Options

Stock Lending Analytic Figures

Appendix A: Sectors codification for listed companies

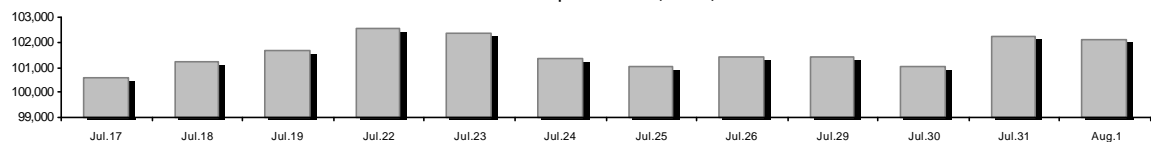
Summary of Markets

Athex Composite Share Price Index vs Shares and Derivatives Transactions Value

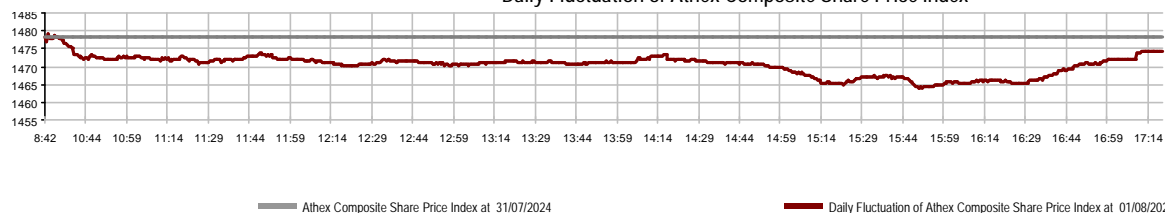


Athex Capitalisation (mill. €) **:	102,094.05	Derivatives Total Open Interest	475,699
Daily change: mill. € %	-150.00 -0.15%	in Index Futures % daily chng	4,922 1.99%
Yearly Avg Capitalisation: mill. € % chng prev year Avg	97,630.52 21.45%	in Stock Futures % daily chng	469,834 -1.18%
Athex Composite Share Price Index % daily chng	1,474.44 -0.25%	in Index Options % daily chng	622 7.43%
Athex Composite Share Price Index Capitalisation (mill. €)	94,163.52	in Stock Options % daily chng	321 1.58%
Daily change (mill. €)	-120.39		
Securities' Transactions Value with Block Trades Method 6-1 (t)	98,445.05	Derivatives Contracts Volume:	35,331
Daily change: %	-33,919.61 -25.63%	Daily change: pieces %	19,203 119.07%
YTD Avg Trans. Value: thou. € % chng prev year Avg	133,275.60 21.64%	YTD Avg Derivatives Contracts % chng prev year Avg	37,475 -14.76%
Blocks Transactions Value of Method 6-1 (thou. €)	7,409.31	Derivatives Trades Number:	1,922
Blocks Transactions Value of Method 6-2 & 6-3 (thou. €)	0.00	Daily change: number %	569 42.05%
Bonds Transactions Value (thou.€)	892.70	YTD Avg Trades number % chng prev year Avg	1,933 -17.08%
Securities' Transactions Volume with Block Trades Method 6-1 (tho)	24,787.57	Lending Total Open Interest	228,681
Daily change: thou. pieces %	-3,086.13 -11.07%	Daily change: pieces %	-3,574 -1.54%
YTD Avg Volume: % chng prev year Avg	29,383.18 -12.60%	Lending Volume (Multilateral/Bilateral)	176,582
Blocks Transactions Volume of Method 6-1 (thou. Pieces)	2,013.54	Daily change: pieces %	169,156
Blocks Transactions Volume of Method 6-2 & 6-3 (thou. Pieces)	0.00	Multilateral Lending	153,382
Bonds Transactions Volume	915,000	Bilateral Lending	23,200
Securities' Trades Number with Block Trades Method 6-1	29,706	Lending Trades Number:	11
Daily change: number %	-1,983 -6.26%	Daily change: %	5
YTD Avg Trades number % chng prev year Avg	38,543 6.41%	Multilateral Lending Trades Number	9
Number of Blocks Method 6-1	11	Bilateral Lending Trades Number	2
Number of Blocks Method 6-2 & 6-3	0		
Number of Bonds Transactions	198		

Athex Capitalisation (mill. €) **



Daily Fluctuation of Athex Composite Share Price Index



Athex Indices

Index name	01/08/2024	31/07/2024	pts.	%	Min	Max	Year min	Year max	Year change
Athex Composite Share Price Index	1,474.44 €	1,478.17	-3.73	-0.25%	1,463.98	1,479.01	1,293.14	1,505.35	14.02% #
Athex Composite Index Total Return Index	2,780.44 €	2,786.96	-6.52	-0.23%	2,760.71	2,789.06	2,355.44	2,789.06	18.04% #
Athex ESG Index	1,691.14 €	1,693.67	-2.53	-0.15%	1,677.57	1,694.77	1,471.77	1,722.97	14.91% #
ATHEX Alternative Market Price Index	14,426.07 #	14,399.81	26.26	0.18%	14,294.21	14,500.17	9,352.11	15,217.49	54.25% #
FTSE/Athex Large Cap	3,602.55 €	3,606.78	-4.23	-0.12%	3,573.31	3,609.42	3,122.79	3,665.50	15.36% #
FTSE/Athex Mid Cap Index	2,301.09 €	2,312.07	-10.98	-0.47%	2,292.05	2,315.38	2,167.92	2,459.55	2.23% #
FTSE/ATHEX High Dividend Yield Index	3,995.26 €	4,011.27	-16.01	-0.40%	3,984.50	4,017.74	3,752.57	4,217.66	5.94% #
FTSE/Athex Market Index	858.32 €	859.70	-1.38	-0.16%	851.43	860.28	746.82	875.18	14.93% #
FTSE/Athex Banks	1,306.86 #	1,305.20	1.66	0.13%	1,289.45	1,311.75	1,057.67	1,354.57	23.10% #
FTSE/ATHEX TECHNOLOGY & TELECOMMUNICAT	5,655.98 €	5,660.27	-4.29	-0.08%	5,633.20	5,666.98	4,915.95	5,705.00	11.50% #
FTSE/ATHEX FINANCIAL SERVICES	6,136.31 #	6,129.09	7.22	0.12%	6,055.67	6,160.26	4,996.31	6,357.41	22.38% #
FTSE/ATHEX REAL ESTATE	4,937.44 €	4,943.33	-5.89	-0.12%	4,912.51	4,961.47	4,507.00	5,120.52	-0.46% €
FTSE/ATHEX CONSUMER DISCRETIONARY	5,115.04 €	5,145.66	-30.62	-0.60%	5,097.14	5,154.05	4,919.19	5,557.48	1.98% #
FTSE/ATHEX CONSUMER STAPLES	6,461.97 #	6,447.40	14.57	0.23%	6,378.47	6,461.97	5,069.68	6,491.28	26.99% #
FTSE/ATHEX INDUSTRIALS	6,587.56 #	6,572.63	14.93	0.23%	6,519.81	6,587.56	5,044.08	6,587.56	29.64% #
FTSE/ATHEX BASIC MATERIALS	4,987.90 €	4,998.91	-11.01	-0.22%	4,943.05	5,005.47	4,577.28	5,876.05	2.43% #
FTSE/ATHEX ENERGY & UTILITIES	5,076.21 €	5,126.47	-50.26	-0.98%	5,063.26	5,126.47	4,930.82	5,474.06	1.78% #
Athex All Share Index	342.54 €	343.05	-0.51	-0.15%	342.54	342.54	304.60	347.29	13.42% #
Hellenic Mid & Small Cap Index	2,092.84 €	2,098.72	-5.88	-0.28%	2,082.63	2,098.91	1,929.00	2,157.15	8.49% #
FTSE/Athex Large Cap Total Return	6,180.47 €	6,187.73	-7.26	-0.12%			5,201.70	6,187.73	19.61% #
FTSE/Athex Mid Cap Total Return	3,141.68 €	3,156.67	-14.99	-0.47%			2,922.90	3,302.69	3.64% #
MSCI GREECE REBASED	5,646.23 €	5,658.34	-12.11	-0.21%	5,601.44	5,670.01	4,984.69	5,837.84	13.27% #
Hellenic Corporate Bond Index	134.84 #	134.71	0.13	0.10%			129.54	134.84	4.01% #
Hellenic Corporate Bond Price Index	92.49 #	92.41	0.08	0.09%			90.52	92.49	2.04% #

Note 1: FTSE/Med 100, Hellenic Corporate Bond Price Index and Hellenic Corporate Bond Index closing prices refer to the previous trading day of 30/07/2024.

Note 2: The Hellenic Mid & Small Cap Index is a Customized index calculated by the Athens Exchange.

Analytic Figures for Athex Market's Boards and Categories

	Total Traded Securities	Main Market	Surveillance	Exchange Traded Funds (ETFs)
Totals	121	114	6	1
Gain / Lose / Same:	37 / 61 / 23	35 / 59 / 20	2 / 1 / 3	0 / 1 / 0
Athex Capitalisation (mill. €) **	102,094.05	102,023.37	70.68	
Daily Average Trans/ons Value(thou.€)	133,275.60	133,097.64	33.87	259.86
Transactions Value	98,445.05	98,389.69	10.04	45.31
Main Board:	91,035.74	90,980.39	10.04	45.31
Blocks Board 6_2_3:	7,409.31	7,409.31	0.00	0.00
Forced Sales Board:	0.00	0.00	0.00	0.00
Special Terms Board:	0.00	0.00	0.00	0.00
Daily Average Transactions Volume	29,383,185	29,245,197	150,855	7,505
Transactions Volume	24,787,574	24,748,893	37,420	1,261
Main Board:	22,774,030	22,735,349	37,420	1,261
Blocks Board 6_2_3:	2,013,544	2,013,544	0	0
Forced Sales Board:	0	0	0	0
Special Terms Board:	0	0	0	0
Daily Average Number of Trades	38,543	38,432	63	49
Number of Trades	29,706	29,611	42	53
Main Board:	29,695	29,600	42	53
Blocks Board 6_2_3:	11	11	0	0
Forced Sales Board:	0	0	0	0
Special Terms Board:	0	0	0	0

Trading Details by Athex Sectors and Financial Instruments (ETFs)

Code	Sectors	Gain / Lose / Same	Number of Trades	Transactions Volume	Transactions Value	% of Total Trans. Value
3010	- Banks	3 / 4 / 0	13,491	19,466,863	61,997,551.05	62.98%
5510	- Basic Resources	5 / 6 / 2	702	254,816	771,988.50	0.78%
5010	- Construction & Materials	5 / 5 / 4	2,634	1,000,717	4,286,234.02	4.35%
4020	- Consumer Products & Services	2 / 4 / 1	206	51,706	89,541.57	0.09%
6010	- Energy	0 / 2 / 2	1,433	226,526	2,316,619.99	2.35%
12000	- Financial Instruments	0 / 1 / 0	53	1,261	45,312.47	0.05%
3020	- Financial Services	1 / 3 / 0	219	23,946	118,411.23	0.12%
4510	- Food Beverage & Tobacco	2 / 2 / 1	221	37,181	534,460.04	0.54%
2010	- Health Care	0 / 2 / 1	144	60,246	82,106.47	0.08%
5020	- Industrial Goods & Services	6 / 7 / 3	1,107	360,353	2,327,563.36	2.36%
3030	- Insurance	0 / 0 / 1	43	3,014	15,591.46	0.02%
4030	- Media	0 / 1 / 0	22	12,650	5,714.90	0.01%
4520	- Personal Care, Drug & Grocery Stores	1 / 0 / 1	230	50,534	525,186.08	0.53%
3510	- Real Estate	6 / 5 / 1	1,055	502,372	2,007,195.05	2.04%
4040	- Retail	3 / 3 / 1	888	112,334	2,128,536.99	2.16%
1010	- Technology	1 / 7 / 3	737	152,222	864,595.90	0.88%
1510	- Telecommunications	2 / 0 / 0	1,861	570,661	8,676,877.16	8.81%
4050	- Travel & Leisure	0 / 5 / 0	2,454	1,501,297	6,096,248.52	6.19%
6510	- Utilities	0 / 4 / 2	2,206	398,875	5,555,312.65	5.64%

Top 10 best & worst performing Shares

Main Market

With positive Price change	Closing price	change	With negative Price change	Closing price	change
ELLAKTOR (CR)	2.05	4.70% #	PPC (CR)	11.5	-2.29% €
PIRAEUS FINANCIAL HOLD (CR)	4.024	3.18% #	TECHNICAL OLYMPIC SA (CR)	2.51	-1.95% €
QUALITY & RELIABILITY SA (CR)	1.2	2.92% #	ATTICA HOLDINGS (CR)	2.54	-1.93% €
CENERGY HOLDINGS (CB)	9.93	2.80% #	EVROFARMA SA (CR)	1.57	-1.88% €
EUROCONSULTANTS S.A. (CR)	1.315	1.94% #	NOVAL PROPERTY REIC (CR)	2.72	-1.81% €
SIDMA STEEL (CR)	1.695	1.50% #	NATIONAL BANK (CR)	7.984	-1.55% €
DIRMAND (CR)	9.09	1.00% #	INTRACOM HOLDINGS (CR)	3.28	-1.50% €
KRI-KRI S.A. (CR)	11.65	0.87% #	LAVIPHARM SA (CR)	0.881	-1.45% €
PREMIA (CR)	1.172	0.86% #	AVAX S.A. (CR)	1.39	-1.28% €
AS COMPANY SA (CR)	2.82	0.71% #	REVOIL (CR)	1.94	-1.27% €
With the highest Transactions Value	Value (thou. €)	change	With the highest Transactions Volume	Volume	change
PIRAEUS FINANCIAL HOLD (CR)	33,005.00	3.18% #	PIRAEUS FINANCIAL HOLD (CR)	8,297,991	3.18% #
NATIONAL BANK (CR)	9,976.34	-1.55% €	ALPHA SERVICES HOLD (CR)	5,595,413	-0.71% €
ALPHA SERVICES HOLD (CR)	9,406.86	-0.71% €	EUROBANK HOLDINGS (CR)	4,286,373	0.38% #
EUROBANK HOLDINGS (CR)	9,065.01	0.38% #	NATIONAL BANK (CR)	1,242,543	-1.55% €
OTE (CR)	8,675.20	0.53% #	INTRALOT (CR)	1,122,920	-0.32% €
OPAP (CR)	3,244.10	-0.99% €	OTE (CR)	570,410	0.53% #
PPC (CR)	2,314.54	-2.29% €	ELLAKTOR (CR)	547,391	4.70% #
METLEN ENERGY & METALS (CR)	2,083.39	-0.82% €	LAMDA DEVELOPMENT SA (CR)	204,020	-0.53% €
JUMBO SA (CR)	2,025.30	-0.08% €	OPAP (CR)	203,090	-0.99% €
LAMDA DEVELOPMENT SA (CR)	1,545.25	-0.53% €	PPC (CR)	200,173	-2.29% €

Note: Stocks that are not included in the "Under Supervision" category, and the transactions value is more than 10,000 €.

Derivatives Summary

	Number of Trades	Volume	Open Interest
Index Futures	71	198	4,922
FTSE/Athex Banks	2	10	1,238
FTSE/Athex Large Cap	69	188	3,661
MSCI GREECE REBASED	0	0	23
Stock Futures	1,846	35,054	469,834
ADMIE (IPTO) HOLDING S.A. (CR)	0	0	24,303
AEGEAN AIRLINES (CR)	27	121	4,194
ALPHA SERVICES HOLD (CR)	232	9,161	164,947
ATHENS INTL AIRPORT (CR)	4	15	1,139
AUTOHELLAS SA (CR)	1	3	161
AVAX S.A. (CR)	1	5	729
CC HBC AG (CR)	0	0	153
CENERGY HOLDINGS (CB)	2	6	3,870
ELLAKTOR (CR)	80	576	4,199
ELVALHALCOR (CR)	6	32	5,199
EUROBANK HOLDINGS (CR)	147	4,717	23,905
EYDAP S.A. (CR)	3	11	4,473
FOURLIS (CR)	0	0	1,236
GEK TERNA (CR)	53	310	14,217
HELLENIC EXCHANGES-A.S.E. (CR)	2	10	4,737
HELLENIQ ENERGY (CR)	43	146	7,146
INTRACOM HOLDINGS (CR)	17	71	7,793
INTRAKAT (CR)	13	73	2,504
JUMBO SA (CR)	2	2	459
LAMDA DEVELOPMENT SA (CR)	100	328	6,801
METLEN ENERGY & METALS (CR)	10	18	5,266
MIG (CR)	0	0	104
MOTOR OIL (CR)	59	196	2,804
NATIONAL BANK (CR)	197	2,037	17,534
OPAP (CR)	3	28	1,650
OPTIMA BANK (CR)	1	1	66
OTE (CR)	34	94	4,280
P.P.A. S.A. (CR)	0	0	80
PIRAEUS FINANCIAL HOLD (CR)	717	16,759	98,100
PPC (CR)	72	230	31,260
QUEST HOLDINGS (CR)	0	0	183
TERNA ENERGY (CR)	5	43	21,457
TITAN CEMENT (CB)	1	2	505
VIOHALCO SA/NV (CB)	14	59	4,380
Index Options	4	29	622
FTSE/Athex Large Cap	4	29	622
Stock Options	1	50	321
ALPHA SERVICES HOLD (CR)	0	0	0
NATIONAL BANK (CR)	0	0	0
OPAP (CR)	0	0	99
OTE (CR)	0	0	126
PIRAEUS FINANCIAL HOLD (CR)	0	0	20
PPC (CR)	1	50	76
Total Derivatives Traded	1,922	35,331	475,699

Number of Outstanding Securities	Nominal Value	Dividends [1]			Date of Last Coupon		Note	Shares	Closing price	% change	Previous closing price/date	Open price	Price min	Price max	Last price	Avg price	Last Bid [7]	Last Ask [7]	P/E after tax	Year	Volume	Trades	Transactions Value[8]	Company Mkt Value (thou. €)	Year low	Year high	Sector[4]	
2021	2022	2023	Dividend [2]	Right																								
15,300,000	0.300	---	---	---	30/07/2009	13/12/1999	---	ATTICA PUBLICATIONS SA (CR)	0.418	---	0.418	31/07/2024	---	---	---	---	---	500@0.416	---	---	---	---	---	6,395.40	0.292	0.456	40301030	
18,810,000	0.400	---	---	---	08/07/2010	14/11/2007	---	VARVERIS - MODA BAGNO SA (CR)	3.7	0.54	P	31/07/2024	3.36	3.36	3.7	3.7	3.694	442@3.70	2980@3.80	---	---	1,588	5	5,865.40	69,597.00	1.9	3.89	40401025
15,000,000	0.300	---	---	---	06/07/2007	18/07/2000	---	DAIOS PLASTICS SA (CR)	3.28	---	---	31/07/2024	---	---	---	---	100@3.06	100@3.26	---	---	---	---	---	---	49,200.00	3.04	4.18	50203015
3,307,500	0.210	---	0.4	---	13/10/2023	30/11/2022	---	ELVE SA (CR)	5.35	-5.31	E	31/07/2024	5.3	5.3	5.6	5.35	5.362	100@5.30	100@5.70	9.99	2023	187	16	1,002.65	17,695.13	4.7	5.65	40204020
86,735,980	0.310	---	---	0.02	22/07/2024	07/09/2023	---	ATHENS MEDICAL CENTER SA (CR)	1.63	-2.39	E	31/07/2024	1.605	1.605	1.705	1.68	1.63	270@1.65	100@1.65	---	---	958	21	1,561.52	141,379.65	1.45	2.03	20101025
2,760,000	11.83	11	11.8	12.4	03/06/2024	16/07/1990	---	KARELIA (CR)	336	-0.59	E	31/07/2024	336	334	336	334	335.667	14@334.00	3@338.00	---	---	6	2	2,014.00	927,360.00	324	350	45103010
6,700,000	0.800	0.047	0.047	0.047	23/07/2024	29/05/2014	---	MILLS KEPENOS (CR)	1.75	---	---	31/07/2024	---	---	---	---	66@1.61	1137@1.92	18.79	2023	---	---	---	---	11,725.00	1.68	2.26	45102020
18,017,472	0.360	---	---	---	09/09/2022	28/08/2017	---	KTIMA KOSTAS LAZARIDIS SA (CR)	1.66	---	---	31/07/2024	---	---	---	---	545@1.61	77@1.69	---	---	---	---	---	---	29,909.00	1.6	1.9	45101015
21,364,000	1.12	---	0.4	---	21/08/2023	08/03/2023	---	LAMPASA HOTEL SA (CR)	37.2	---	---	31/07/2024	---	---	---	---	243@37.20	100@38.00	---	---	---	---	---	---	794,740.80	28.4	39.8	40501025
9,819,370	0.500	---	---	---	14/08/2007	09/01/2004	---	MATHIOS REFRACTORY SA (CR)	0.768	-9.65	E	31/07/2024	0.782	0.768	0.81	0.768	0.773	---	300@0.834	---	---	3,256	23	2,517.28	7,541.28	0.714	1.3	55101000
32,188,050	1.04	---	---	---	21/07/2008	20/01/2000	---	MOUZAKIS (CR)	0.65	---	---	31/07/2024	---	---	---	---	200@0.645	155@0.685	---	---	---	---	---	---	20,922.23	0.65	0.92	55101020
6,340,000	0.600	0.17	0.1	0.2	11/12/2023	11/01/2024	---	NAKAS MUSIC	2.76	---	---	31/07/2024	2.64	2.64	2.72	2.72	2.692	21@2.72	159@2.88	---	---	34	4	91.52	17,498.40	2.52	3.16	40401030
27,379,200	0.980	---	0.45	0.5001	01/08/2024	29/08/2022	---	CRETE PLASTICS SA (CR)	15	-3.23	E	31/07/2024	15	15	15	15	15	410@14.80	814@15.00	---	---	200	2	3,000.00	410,688.00	14.4	16.4	50203015
255,494,534	2.71	0.279	0.255	0.247	14/06/2024	30/09/2021	---	PRODEA (CR)	7.15	---	---	31/07/2024	6.7	6.7	6.7	6.7	6.7	50@6.70	246@7.10	---	---	110	2	737.00	1,826,785.92	6.6	8	35102000
4,181,450	0.500	---	---	---	21/08/2000	05/03/2002	---	FLOUR MILLS SARANTOPOULOS SA	1.07	---	---	31/07/2024	---	---	---	---	---	---	599@1.17	---	---	---	---	---	4,474.15	0.965	1.17	45102020
8,340,750	1.16	---	---	---	25/06/2009	17/09/2018	---	HAIDEMENOS SA (CR)	0.64	4.92	P	31/07/2024	0.63	0.62	0.65	0.64	0.638	401@0.615	500@0.655	---	2023	3,437	30	2,192.57	5,338.08	0.555	0.92	50205030

Exchange Traded Funds (ETFs)

971,502	---	---	---	---	15/06/2016	---	ALPHA ETF FTSE Athex Large Cap	35.86	-0.06	E	35.88	31/07/2024	35.9	35.7	35.97	35.86	35.934	500@35.87	500@35.99	---	---	1,261	53	45,312.47	---	31.58	38	12003
---------	-----	-----	-----	-----	------------	-----	--------------------------------	-------	-------	---	-------	------------	------	------	-------	-------	--------	-----------	-----------	-----	-----	-------	----	-----------	-----	-------	----	-------

Surveillance

89,078,604	0.040	---	---	---	07/07/2010	16/01/2024	5160	FRIGOGLASS SA (CR)	0.23	1.77	P	31/07/2024	0.23	0.23	0.23	0.23	0.23	91@0.224	8044@0.230	---	2023	9,268	9	2,131.64	20,488.08	0.208	0.44	50204000	
65,326,268	0.530	---	---	---	04/07/2007	19/07/2006	4750	SATO SA (CR)	0.028	---	---	31/07/2024	0.0305	0.0305	0.0305	0.0305	0.03	5000@0.026	18000@0.031	---	---	1,881	2	57.37	1,829.14	0.027	0.067	40202015	
13,191,620	0.620	---	---	---	04/08/2010	09/09/2002	5232	YALCO - CONSTANTINOU (CR)	0.162	---	---	31/07/2024	---	---	---	---	---	1000@0.146	4990@0.178	---	---	---	---	---	---	2,137.04	0.146	0.208	40202020
17,579,754	4.16	---	---	---	18/08/2006	02/08/2010	---	BIOTER SA (CR)	0.256	---	---	31/07/2024	---	---	---	---	---	250@0.256	33000@0.270	---	---	---	---	---	---	4,500.42	0.2	0.436	50101010
54,654,600	0.050	---	---	---	01/07/1998	30/12/2022	5275	VIS SA (CR)	0.142	---	---	31/07/2024	---	---	---	---	---	1514@0.140	---	---	2023	---	---	---	---	7,760.95	0.14	0.288	50203030
51,754,364	0.300	---	---	---	23/12/2003	24/01/2007	5197	SELECTED TEXT. IND. ASSOC (CR)	0.128	-1.54	E	31/07/2024	0.117	0.117	0.128	0.128	0.125	1300@0.120	2753@0.128	---	---	15,611	12	1,948.71	6,624.56	0.108	0.164	55101020	
15,842,391	1.51	---	---	---	15/07/2009	12/05/2000	5141	BITROS HOLDING SA (CR)	0.755	8.63	P	31/07/2024	0.755	0.755	0.755	0.755	0.755	2000@0.660	137@0.735	---	---	5,560	10	4,197.80	11,961.01	0.41	0.755	55102010	
24,319,250	0.300	---	---	---	09/07/2002	04/07/2007	5165	PROODEFTIKH SA (CR)	0.23	---	---	31/07/2024	0.23	0.23	0.23	0.23	0.23	1558@0.208	10450@0.230	---	---	5,000	2	1,150.00	5,593.43	0.212	0.4	50101010	
28,438,268	0.070	---	---	---	21/08/2006	24/11/1999	5253	SPIROYR AGRICULTURE SA (CR)	0.145	---	---	31/07/2024	---	---	---	---	---	963@0.131	10731@0.155	---	---	---	---	---	---	4,123.55	0.131	0.252	45102010
1,011,000	1.00	---	---	---	01/07/2004	11/12/2012	5193	TRIA ALFA SA (CR)	5.6	---	---	31/07/2024	5.55	5.55	5.55	5.55	5.55	172@5.05	20@5.50	---	2023	100	7	555.00	5,661.60	5.05	8.95	55101020	

Suspension Status

12,417,000	0.310	---	---	---	27/08/2019	28/08/2017	5233	MLS MULTIMEDIA SA (CR)	0.57	---	---	12/05/2020	---	---	---	---	---	---	---	---	---	---	---	---	---	7,077.69	0.57	0.57	10101015
6,330,002	0.300	---	---	---	25/06/2002	15/03/2019	5278	VARVARESSOS (CR)	0.24	---	---	02/05/2023	---	---	---	---	---	---	---	---	---	---	---	---	---	1,519.20	0.24	0.24	55101020
3,961,300	1.28	---	---	---	29/06/2004	03/08/2000	5248	DUROS SA (CR)	0.25	---	---	24/04/2023	---	---	---	---	---	---	---	---	---	---	---	---	---	990.33	0.25	0.25	40204020
7,125,216	0.650	---	---	---	01/07/2005	14/12/1999	4955	KRE.KA SA (CR)	0.28	---	---	06/04/2023	---	---	---	---	---	---	---	---	---	---	---	---	---	1,995.06	0.28	0.28	45102010
7,734,375	1.00	---	---	---	09/07/2007	07/01/2011	5277	LIVANIS SA (CR)	0.125	---	---	28/04/2023	---	---	---	---	---	---	---	---	---	---	---	---	---	966.80	0.125	0.125	40301030
10,203,575	0.730	---	---	---	16/07/2007	18/10/1999	---	FIERATEX SA (CR)	0.359	---	---	30/04/2024	---	---	---	---	---	---	---	---	---	---	---	---	---	3,663.08	0.335	0.538	55101020

Shares' Notes

Code	Note text
()	- Adjusted dividends.
*	- Last adjusted closing price.
[1]	- Net dividends.
[2]	- The "Date of Last Coupon" for New listings refers to the date company's stocks started to trade in Athex
[3]	- The Company Market Value is referred to the number of outstanding shares
[4]	- Sectors codification can be found in Appendix A
[5]	- The Market Value refers to the total number of shares listed (including their several classes) in the exchange by the company.
[6]	- P/E greater than 100
[7]	- Last view of the Order Book before the end of the trading session
[8]	- All Blocks Methods' Transactions Value are included.
4750	- Transfer to the Under Surveillance Category from 8/4/2011.
4955	- Transfer to the Surveillance Category as from 5/4/2013.
5093	- Transfer to the Surveillance Category as of 8/4/2015.
5141	- Transfer to the Surveillance Category as of 10/05/2017.
5160	- Transfer to the Surveillance Category as of 15/04/2016.
5165	- Transfer to the Surveillance Category as of 15/02/2018.
5193	- Transfer to the Surveillance Category as of 25/10/2018.
5197	- Transfer to the Surveillance Category as of 07/11/2018.
5232	- Transfer to the Under Surveillance Category from 08/04/2011.
5233	- Suspension of trading as of 13/05/2020.
5248	- Transfer to the Surveillance Category as of 06/09/20116.
5253	- Transfer to the Surveillance Category as of 14/5/2021.
5275	- Transfer to the Surveillance Category as of 09/07/2020.
5277	- Suspension of trading as of 02/05/2023.
5278	- Suspension of trading as of 03/05/2023.

Securities Blocks Details

Securities	Block Volume	Price	Block Trade Value	Time of approval	Note
NATIONAL BANK (CR)	251,109	8.13	2,042,520.61	10:39:54	20
NATIONAL BANK (CR)	40,000	8.12	324,800.00	10:48:57	20
GR. SARANTIS S.A. (CR)	27,000	10.94	295,380.00	11:46:49	20
PIRAEUS FINANCIAL HOLD (CR)	119,009	3.98	473,298.79	11:47:23	20
AEGEAN AIRLINES (CR)	59,000	11.50	678,500.00	11:59:36	20
PIRAEUS FINANCIAL HOLD (CR)	169,029	3.96	669,354.84	12:30:47	20
INTRALOT (CR)	500,000	1.22	610,000.00	13:40:28	20
PIRAEUS FINANCIAL HOLD (CR)	83,397	3.97	330,835.90	15:13:08	20
ALPHA SERVICES HOLD (CR)	608,000	1.69	1,028,128.00	17:11:40	20
NATIONAL BANK (CR)	82,000	7.98	654,688.00	17:11:56	20
PIRAEUS FINANCIAL HOLD (CR)	75,000	4.02	301,800.00	17:12:43	20

Blocks Notes

9 - Method 6-1 / Special Fees

10 - Method 6-1 / Special Fees, SDS

14 - Method 6-3 / Settlement, Incomplete Buy and Sell

18 - Method 6-2 / SPOT 1

19 - Method 6-2 / SPOT 2

20 - Method 6-1 and Method 6-1 Same Day Settlement

21 - Other Pre-agreed

Shares Rights Details

Occured date	Exercise from	Exercise until	Trading until	Rights	Price min	Price max	Closing price	Last Bid	Last Ask	Volume	Trades	Transactions Value
--------------	---------------	----------------	---------------	--------	-----------	-----------	---------------	----------	----------	--------	--------	--------------------

No Rights Transactions.

Forced Sales Details

Securities	Category of Security	Transactions Volume	Number of Trades	Transactions Value	Note
No Forced Transactions.					

Forced Sales Notes

- 1 - Compulsory Public Forced Sales
- 2 - Forced Sales of Fixed Registered Shares
- 3 - Forced Sales of Remaining Fractional Shares

Exchange Traded Funds (ETFs) Characteristics

	Transactions Date (T)	Creation / Redemption	Units (T-1)	New Units (T-1)	Redemption Units (T-1)	Units (T) [1]	Fund Assets [2]	Net Unit Price	Dividend per Unit	Dividend Date
ALPHA ETF FTSE Athex Large Cap	01/08/2024	5,000	971,502	---	---	971,502	35,020,420.00	36.0477	1.35	01/07/2024

ETFs Notes

[1] - Units (T) = Units (T-1) + New Units (T-1) - Redemption Units (T-1)

[2] - The Creation / Redemption Units of T-1 are included.

Non Convertible Corporate Bonds - Regulated Market

Num Listed Bonds	Nominal price	Issue price	Today's Rate	Exp. Date	Duration (years)	Note	Coupon		Trading Unit	Corporate Bonds	Accrued Int.	Yield.T.Mat	Price min	Price max	Closing price	Previous closing price/date	Volume	Transactions Value	Last order		ear min	Year max		
							Common	Preferred											Price	Buy / Sell			Date	
130,000	1,000.00	1,000.00	6.00	27/02/2029	5	---	1	---	1	INTRALOT S.A. (Non Convertible)	26.6667	5.5120	101.0000	101.5000	101.2733	101.3000	31/07/2024	133,000	138,240.17	101.0200	B	31/08/2024	100.0050	101.9000
320,000	1,000.00	1,000.00	3.40	21/07/2027	7	---	9	---	1	LAMDA DEVELOPMENT S.A. (Non Convertible)	1.3222	3.9470	96.8000	97.7500	97.0500	97.0900	31/07/2024	61,000	59,224.06	97.0500	B	31/08/2024	92.0000	97.7500
200,000	1,000.00	1,000.00	2.10	27/10/2027	7	---	8	---	1	O.P.A.P. S.A. (Non Convertible)	5.7167	3.8410	93.9100	96.0000	94.0255	95.8180	31/07/2024	102,000	96,829.68	94.0501	B	31/08/2024	90.5800	96.6000
200,000	1,000.00	1,000.00	1.90	23/03/2028	7	---	7	---	1	MOTOR OIL CORINTH REFINERIES SA (Non Convertible)	6.9667	3.7930	93.0000	93.3900	93.0714	93.2430	31/07/2024	25,000	23,442.02	93.0000	B	31/08/2024	90.5000	93.4500
100,000	1,000.00	1,000.00	2.95	11/02/2027	5	---	5	---	1	SAFE BULKERS PARTICIPATIONS PLC (Non Convertible)	14.3403	4.8200	94.1000	95.4999	94.9147	95.5000	31/07/2024	21,000	20,233.23	94.4100	B	31/08/2024	92.0000	97.0000
230,000	1,000.00	1,000.00	4.70	12/07/2029	7	---	5	---	1	LAMDA DEVELOPMENT S.A. (Non convertible)	3.1333	3.9580	101.1000	101.5000	101.4800	101.1000	31/07/2024	28,000	28,452.74	101.1001	B	31/08/2024	97.0000	101.5000
100,000	1,000.00	1,000.00	4.40	26/07/2029	7	---	5	---	1	CPLP SHIPPING HOLDINGS PLC (Non Convertible)	1.2222	4.3570	98.4064	98.7000	98.5511	99.0000	31/07/2024	6,000	5,920.40	98.5500	B	31/08/2024	95.0948	100.2438
199,375	1,000.00	1,000.00	3.60	12/03/2026	7	---	11	---	1	AEGEAN AIRLINES S.A. (Non Convertible)	14.6000	3.6810	98.7100	98.8000	98.7591	99.1610	31/07/2024	55,000	55,120.50	98.7100	B	31/08/2024	97.1458	99.6000
150,000	1,000.00	1,000.00	2.60	22/10/2026	7	---	10	---	1	TERNA ENERGY FINANCE S.A. (Non Convertible)	7.5833	3.8940	96.3000	97.0000	96.3000	96.3360	31/07/2024	100,000	97,669.33	96.3000	B	31/08/2024	92.8293	97.0000
500,000	1,000.00	1,000.00	2.75	03/07/2027	7	---	9	---	1	GEK TERNA S.A. (Non Convertible)	2.5208	4.1810	94.7000	95.8999	94.9760	95.3800	31/07/2024	125,000	119,035.05	94.7001	B	31/08/2024	91.5500	95.8999
200,000	1,000.00	1,000.00	4.25	23/01/2029	5	---	2	---	1	AUTOHELLAS S.A. (Non Convertible)	1.5347	4.1820	99.9000	99.9000	99.9000	100.1550	31/07/2024	10,000	10,005.35	99.8001	B	31/08/2024	97.5000	101.0000
120,000	1,000.00	1,000.00	3.95	04/04/2025	7	---	13	---	1	GEK TERNA S.A. (Non Convertible)	13.4958	3.2350	99.9300	99.9300	99.9300	99.8600	31/07/2024	10,000	10,127.96	99.7300	B	31/08/2024	98.1282	100.1000
100,000	1,000.00	1,000.00	2.70	25/05/2026	5	---	7	---	1	COSTAMARE PARTICIPATIONS PLC (Non Convertible)	5.2500	3.4880	97.8500	99.2686	98.1115	97.0300	31/07/2024	19,000	18,740.94	97.5000	B	31/08/2024	94.2567	99.2686
300,000	1,000.00	1,000.00	2.30	20/07/2028	7	---	7	---	1	PRODEA REIC S.A.(Non Convertible)	0.8944	4.5050	91.3000	91.5000	91.4000	90.7500	31/07/2024	39,000	35,704.87	91.2000	B	31/08/2024	86.1234	92.3500
150,000	1,000.00	1,000.00	2.65	22/10/2026	5	---	6	---	1	CPLP SHIPPING HOLDINGS PLC (Non Convertible)	7.7292	4.4550	95.3500	95.7995	95.6197	95.3350	31/07/2024	5,000	4,819.63	95.3004	B	31/08/2024	93.0000	95.7995
250,000	1,000.00	1,000.00	2.45	16/11/2028	7	---	6	---	1	ELVALHALCOR S.A. (Non Convertible)	5.5125	4.0430	91.8000	93.1999	93.0933	92.4230	31/07/2024	80,000	74,538.71	93.0000	B	31/08/2024	88.4206	93.3241
120,000	1,000.00	1,000.00	2.65	06/12/2028	7	---	6	---	1	NOVAL PROPERTY REIC (Non Convertible)	4.4167	4.2180	93.0000	93.2000	93.0500	92.9870	31/07/2024	31,000	29,011.92	93.0000	B	31/08/2024	88.5000	94.2749
300,000	1,000.00	1,000.00	2.30	14/12/2028	7	---	6	---	1	GEK TERNA S.A. (Non Convertible)	3.3222	4.1420	92.1500	92.1500	92.1500	92.0000	31/07/2024	1,000	924.82	92.1500	B	31/08/2024	86.5021	92.1500

Corporate Bonds Notes

Transactions Volume = (Pieces) * (Nominal Price). Transactions Value = (Pieces) * (Nominal Price) * (price %) + (Accrued interest).

The price of a Bond is stated as a percentage (%) of Bond's Nominal Price.

Nominal Price in Euros (€), except if it is noted differently.

Non Convertible Corporate Bonds - Regulated Market

Num Listed Bonds	Nominal price	Issue price	Today's Rate	Exp. Date	Duration (years)	Note	Coupon		Trading Unit	Corporate Bonds	Accrued Int.	Yield.T.Mat	Price min	Price max	Closing price	Previous closing price/date	Volume	Transactions Value	Last order		ear min	Year max		
							Common	Preferred											Price	Buy / Sell			Date	
100,000	1,000.00	1,000.00	2.80	25/01/2027	5	---	6	---	1	PREMIA S.A. (Non Convertible)	0.8556	4.7710	94.7999	94.8000	94.7999	94.0100	31/07/2024	4,000	3,795.42	94.3001	B	31/08/2024	90.9974	97.8048
500,000	1,000.00	1,000.00	4.00	10/07/2030	7	---	3	---	1	METLEN ENERGY & METALS S.A. (Non Convertible)	2.8889	3.6020	100.6000	101.2000	101.2000	100.9250	31/07/2024	59,000	59,832.21	100.9501	B	31/08/2024	98.3001	101.2000
100,000	1,000.00	1,000.00	5.50	15/12/2028	5	---	2	---	1	IDEAL HOLDINGS S.A. (Non Convertible)	7.4861	4.6560	102.5000	102.5000	102.5000	102.3750	31/07/2024	1,000	1,032.49	101.8500	B	31/08/2024	100.6502	104.1000

Corporate Bonds Notes

Transactions Volume = (Pieces) * (Nominal Price). Transactions Value = (Pieces) * (Nominal Price) * (price %) + (Accrued interest).

The price of a Bond is stated as a percentage (%) of Bond's Nominal Price.

Nominal Price in Euros (€), except if it is noted differently.

Government Bonds

Number Listed Bonds	Nominal price	Today's Rate	Accrued Interest Calc	Exp. Date [1]	Duration (years)	Note	Coupons Date	Curr. coupon value	Trading Unit	Government Bonds	Price min	Price max	Closing price	Previous closing price/date	Volume	Transactions Value	Price	Last order Buy / Sell	Date
3,000,000	1,000.00	4.13	Actual/Actual	15/06/2054	30	---	15/06	4.13	1	GGB-FXD-150654-30Y-4.125-1.000	---	---	---	---	---	---	---	---	---
4,700,000	1,000.00	1.88	Actual/Actual	04/02/2035	15	---	04/02	1.88	1	GGB-FXD-040235-15Y-1.875-1.000	---	---	---	---	---	---	---	---	---
6,000,000	1,000.00	0.75	Actual/Actual	18/06/2031	10	---	18/06	0.75	1	GGB-FXD-180631-10Y-0.750-1.000	---	---	---	---	---	---	---	---	---
3,600,000	1,000.00	3.88	Actual/Actual	15/06/2028	5	---	15/06	3.88	1	GGB-FXD-150628-05Y-3.875-1.000	---	---	---	---	---	---	---	---	---
5,962,747,327	1.00	3.75	Actual/Actual	30/01/2028	10	---	/02 - 01/02 - 31/	3.75	1	GGB-FXD-300128-10Y-3.750-1.000	---	---	---	85.4610 13/07/2018	---	---	1.0000	B	28/11/2018
7,067,309,386	1.00	3.90	Actual/Actual	30/01/2033	15	---	/02 - 01/02 - 31/	3.90	1	GGB-FXD-300133-15Y-3.900-1.000	---	---	---	78.6730 13/07/2018	---	---	1.0000	B	28/11/2018
5,622,848,349	1.00	4.00	Actual/Actual	30/01/2037	19	---	/02 - 01/02 - 31/	4.00	1	GGB-FXD-300137-19Y-4.000-1.000	---	---	---	77.0370 13/07/2018	---	---	1.0000	B	28/11/2018
5,476,770,669	1.00	4.20	Actual/Actual	30/01/2042	24	---	/02 - 01/02 - 31/	4.20	1	GGB-FXD-300142-24Y-4.200-1.000	---	---	---	77.7640 13/07/2018	---	---	1.0000	B	28/11/2018
4,450,000	1,000.00	3.38	Actual/Actual	15/06/2034	10	---	15/06	3.38	1	GGB-FXD-150634-10Y-3.375-1.000	---	---	---	---	---	---	---	---	---
40,248,141	1.00	4.30	Actual/Actual	24/02/2025	13	---	24/02	4.30	1	GGB-FXD-240225-13Y-2.000-1.000	---	---	---	10.0000 22/06/2015	---	---	---	---	---
59,586,043	1.00	4.30	Actual/Actual	24/02/2026	14	---	24/02	4.30	1	GGB-FXD-240226-14Y-2.000-1.000	---	---	---	10.0000 22/06/2015	---	---	---	---	---
41,118,344	1.00	4.30	Actual/Actual	24/02/2027	15	---	24/02	4.30	1	GGB-FXD-240227-15Y-2.000-1.000	---	---	---	10.0000 22/06/2015	---	---	---	---	---
45,137,734	1.00	4.30	Actual/Actual	24/02/2028	16	---	24/02	4.30	1	GGB-FXD-240228-16Y-2.000-1.000	---	---	---	10.0000 22/06/2015	---	---	---	---	---
61,768,888	1.00	4.30	Actual/Actual	24/02/2029	17	---	24/02	4.30	1	GGB-FXD-240229-17Y-2.000-1.000	---	---	---	10.0000 22/06/2015	---	---	---	---	---
54,567,744	1.00	4.30	Actual/Actual	24/02/2030	18	---	24/02	4.30	1	GGB-FXD-240230-18Y-2.000-1.000	---	---	---	10.0000 22/06/2015	---	---	---	---	---
37,541,515	1.00	4.30	Actual/Actual	24/02/2031	19	---	24/02	4.30	1	GGB-FXD-240231-19Y-2.000-1.000	---	---	---	10.0000 22/06/2015	---	---	---	---	---
37,558,317	1.00	4.30	Actual/Actual	24/02/2032	20	---	24/02	4.30	1	GGB-FXD-240232-20Y-2.000-1.000	---	---	---	10.0000 22/06/2015	---	---	---	---	---
37,473,732	1.00	4.30	Actual/Actual	24/02/2033	21	---	24/02	4.30	1	GGB-FXD-240233-21Y-2.000-1.000	---	---	---	10.0000 22/06/2015	---	---	---	---	---
33,888,293	1.00	4.30	Actual/Actual	24/02/2034	22	---	24/02	4.30	1	GGB-FXD-240234-22Y-2.000-1.000	---	---	---	10.0000 22/06/2015	---	---	---	---	---
35,177,800	1.00	4.30	Actual/Actual	24/02/2035	23	---	24/02	4.30	1	GGB-FXD-240235-23Y-2.000-1.000	---	---	---	10.0000 22/06/2015	---	---	---	---	---
35,547,268	1.00	4.30	Actual/Actual	24/02/2036	24	---	24/02	4.30	1	GGB-FXD-240236-24Y-2.000-1.000	---	---	---	10.0000 22/06/2015	---	---	---	---	---
40,246,306	1.00	4.30	Actual/Actual	24/02/2037	25	---	24/02	4.30	1	GGB-FXD-240237-25Y-2.000-1.000	---	---	---	10.0000 22/06/2015	---	---	---	---	---
37,643,952	1.00	4.30	Actual/Actual	24/02/2038	26	---	24/02	4.30	1	GGB-FXD-240238-26Y-2.000-1.000	---	---	---	10.0000 22/06/2015	---	---	---	---	---
36,977,100	1.00	4.30	Actual/Actual	24/02/2039	27	---	24/02	4.30	1	GGB-FXD-240239-27Y-2.000-1.000	---	---	---	10.0000 22/06/2015	---	---	---	---	---
41,615,000	1.00	4.30	Actual/Actual	24/02/2040	28	---	24/02	4.30	1	GGB-FXD-240240-28Y-2.000-1.000	---	---	---	10.0000 22/06/2015	---	---	---	---	---
42,227,208	1.00	4.30	Actual/Actual	24/02/2041	29	---	24/02	4.30	1	GGB-FXD-240241-29Y-2.000-1.000	---	---	---	10.0000 22/06/2015	---	---	---	---	---
68,288,487	1.00	4.30	Actual/Actual	24/02/2042	30	---	24/02	4.30	1	GGB-FXD-240242-30Y-2.000-1.000	---	---	---	10.0000 22/06/2015	---	---	---	---	---
4,250,000	1,000.00	3.88	Actual/Actual	12/03/2029	10	---	12/03	3.88	1	GGB-FXD-120329-10Y-3.875-1.000	---	---	---	---	---	---	100.0000	B	15/10/2019
4,500,000	1,000.00	0.00	Actual/Actual	12/02/2026	5	---	12/02	0.00	1	GGB-FXD-120226-05Y-3.000-1.000	---	---	---	---	---	---	---	---	---
2,209,163	1,000.00	3.38	Actual/Actual	15/02/2025	7	---	15/02	3.38	1	GGB-FXD-150225-07Y-3.375-1.000	---	---	---	---	---	---	---	---	---
964,000	1,000.00	3.25	Actual/Actual	20/03/2025	6	---	20/03	3.25	1	GGB-FXD-200325-06Y-3.250-1.000	---	---	---	---	---	---	---	---	---
2,100,000	1,000.00	3.55	Actual/Actual	20/03/2026	7	---	20/03	3.55	1	GGB-FXD-200326-07Y-3.550-1.000	---	---	---	---	---	---	---	---	---
5,500,000	1,000.00	1.50	Actual/Actual	18/06/2030	10	---	18/06	1.50	1	GGB-FXD-180630-10Y-1.500-1.000	---	---	---	---	---	---	---	---	---
3,500,000	1,000.00	4.38	Actual/Actual	18/07/2038	15	---	18/07	4.38	1	GGB-FXD-180738-15Y-4.375-1.000	---	---	---	---	---	---	---	---	---

Government Bonds Notes

Transactions Volume = (Pieces) * (Nominal Price). Transactions Value = (Pieces) * (Nominal Price) * (price %) + (Accrued interest).

The Value of current coupon for the issues with NV 0.01 euro refers to NV 100 euros

FLR: Floating Interest Rate.

[1] - The Expiration Date of the interest bearing period and the Date for coupon payment.

Government Bonds

Number Listed Bonds	Nominal price	Today's Rate	Accrued Interest Calc	Exp. Date [1]	Duration (years)	Note	Coupons Date	Curr. coupon value	Trading Unit	Government Bonds	Price min	Price max	Closing price	Previous closing price/date	Volume	Transactions Value	Price	Last order Buy / Sell	Date
40,000	1,000.00	4.67	FLR	Actual/360	18/09/2024	1	---	18/09 - 19/03	---	1	GGB-FLT-180924-01Y-4.670-1.000	---	---	---	---	---	---	---	---
5,364,250	1,000.00	3.25		Actual/Actual	20/03/2050	30	---	20/03	3.25	1	GGB-FXD-200350-30Y-3.250-1.000	---	---	---	---	---	---	---	---
3,924,361	1,000.00	2.00		Actual/Actual	22/04/2027	7	---	22/04	2.00	1	GGB-FXD-220427-07Y-2.000-1.000	---	---	---	---	---	99.9000	B	22/04/2020
2,500,000	1,000.00	1.88		Actual/Actual	23/07/2026	7	---	23/07	1.88	1	GGB-FXD-230726-07Y-1.875-1.000	---	---	---	---	---	---	---	---
4,900,000	1,000.00	4.25		Actual/Actual	15/06/2033	10	---	15/06	4.25	1	GGB-FXD-150633-10Y-4.250-1.000	---	---	---	---	---	---	---	---
3,500,000	1,000.00	1.88		Actual/Actual	24/01/2052	30	---	24/01	1.88	1	GGB-FXD-240152-30Y-1.875-1.000	---	---	---	---	---	---	---	---
3,700,000	1,000.00	1.75		Actual/Actual	18/06/2032	10	---	18/06	1.75	1	GGB-FXD-180632-10Y-1.750-1.000	---	---	---	---	---	---	---	---
2,200,000	1,000.00	1.13	FLR	Actual/360	15/12/2027	5	---	- 15/12 - 15/03 -	---	1	GGB-FLT-151227-05Y-1.130-1.000	---	---	---	---	---	102.1600	B	30/12/2022

Government Bonds Notes

Transactions Volume = (Pieces) * (Nominal Price). Transactions Value = (Pieces) * (Nominal Price) * (price %) + (Accrued interest).

The Value of current coupon for the issues with NV 0.01 euro refers to NV 100 euros

FLR: Floating Interest Rate.

[1] - The Expiration Date of the interest bearing period and the Date for coupon payment.

Treasury Bills & Zero Coupon Government Bonds

Issue Date	13-Week Maturity									26-Week Maturity									52-Week Maturity								
	Exp. Date	Initial Rate	Num Listed Bonds	Nominal price	Issue price	Last Trade Price	Last Trade Date	Volume Traded	Note	Exp. Date	Initial Rate	Num Listed Bonds	Nominal price	Issue price	Last Trade Price	Last Trade Date	Volume Traded	Note	Exp. Date	Initial Rate	Num Listed Bonds	Nominal price	Issue price	Last Trade Price	Last Trade Date	Volume Traded	Note
08/09/2023	---	---	---	---	---	---	---	---	---	---	---	---	---	---	---	---	---	---	06/09/2024	3.81	812,500	1,000.00	962.90	---	---	---	---
08/12/2023	---	---	---	---	---	---	---	---	---	---	---	---	---	---	---	---	---	---	06/12/2024	3.70	600,000	1,000.00	963.90	---	---	---	---
08/03/2024	---	---	---	---	---	---	---	---	---	---	---	---	---	---	---	---	---	---	07/03/2025	3.73	812,500	1,000.00	963.70	---	---	---	---
07/06/2024	---	---	---	---	---	---	---	---	---	---	---	---	---	---	---	---	---	---	06/06/2025	3.34	600,000	1,000.00	967.30	---	---	---	---

Bonds in Circulation	Currency / Min nominal traded Value	Coupons Payment Date	Current Coupon Value	Note	Coupon	Trading Unit	Issue Date	Duration (years)	Today's Interest	A.I.C in days	Bonds	Last price of previous days		Last Outcry in Cash (euro)			Trades in Pieces	Life min	Life Max
												Price	Buy / Sell	Date	Price	Buy / Sell			
Corporate Bonds in Foreign Currency and Euro																			
103,746	GBP / 10	01/12	0.25	---	65	1	01/12/1930	98	2.5	360	National Mortgage Bank	2.27	05/02/1996	2.27	S	05/02/1996	---	2.27	2.27
0	GBP / 10	01/12	0.25	---	67	1	01/12/1928	100	2.5	360	National Mortgage Bank	---	---	---	---	---	---	---	---

Government Bonds Notes

A.I.C: Accrued Interest Calculation base.

FLR: Floating Interest Rate.

The minimum tradeable Nominal Value for all Demeterialised Government Titles is 100 Euros.

(μφρ-0)

Athex & ATHEXClear Members List

Member Name				Stock Market			Derivatives Market		ATHEXClear Member	
	Address	Phone	Fax	Market Member	Remote Member	Market Maker	Proprietary	Market Maker	General Clearing	Direct Clearing
A. SARRIS SECURITIES S.A.				a						
6, ΔΡΑΓΑΤΣΑΝΙΟΥ 6 ΑΘΗΝΑ	2103367700									
ΑΕΟΝIC SECURITIES C.I.F. P.L.C.				a						
, ΛΑΪΟΥ 6, ΓΡ. 301B, ANNA COURT	35725337600									
ALPHA BANK S.A.									a	
, ΣΤΑΔΙΟΥ 40 ΑΘΗΝΑ	2103260000									
ALPHA FINANCE INVESTMENT SERVICES SINGLE MEMBER SA				a		a	a	a		a
5, ΠΑΝΕΠΙΣΤΗΜΙΟΥ 45 ΑΘΗΝΑ	2103677400									
ARGUS STOCKBROKERS LTD				a	a		a			
25, 25 ΛΕΩΦΟΡΟΣ ΔΗΜΟΣΘΕΝΗ ΣΕΒΕΡΗ	0035722717000									
ATHLOS CAPITAL INVESTMENT SERVICES LTD					a					
, 17 STASINOU AVENUE, BEDIZIA TOWER, 6TH & 7TH FL.	35722110777									
ATLANTIC SECURITIES LTD				a	a					
37, ΠΡΟΔΡΟΜΟΥ 37	0035722445400									
AXON SECURITIES S.A.				a			a			
48, ΣΤΑΔΙΟΥ 48 ΑΘΗΝΑ	2103363800									
BETA SECURITIES S.A.				a		a	a			a
29, ΑΛΕΞΑΝΔΡΑΣ 29 ΑΘΗΝΑ	210 6478900									
BNP PARIBAS S.A.									a	
, ΛΑΜΨΑΚΟΥ 2 ΑΘΗΝΑ	2107468525									
BOFA SECURITIES EUROPE SA				a	a					
, 51 RUE LA BOÉTIE	+33 153655555									
CAPITAL SECURITIES S.A.				a			a			
58, ΜΗΤΡΟΠΟΛΕΩΣ 58 ΑΘΗΝΑ	2103369700									
CITIGROUP GLOBAL MARKETS EUROPE AG				a	a					
16, REUTERWEG 16	+49 691366-0									
CITIGROUP GLOBAL MARKETS LIMITED				a						
1, 33 CANADA SQUARE - CANARY WHARF	+44 02079864000									
CREDIT SUISSE BANK (EUROPE), S.A.				a						
, CALLE AYALA 42, 3A PLANTA-B MADRID	+34917916000									
CREDIT SUISSE SECURITIES (EUROPE) LIMITED				a						
1, ONE CABOT SQUARE LONDON	+44 2078888888									
CYCLOS SECURITIES S.A.				a			a			
39, ΧΑΡΙΛΑΟΥ ΤΡΙΚΟΥΠΗ 6-8-10 ΑΘΗΝΑ	2103364300									
DEUTSCHE BANK S.A.					a					
1, GREAT WINCHESTER STREET LONDON	+44 20 754 54209	00441133361437								
EUROBANK EQUITIES INVESTMENT FIRM SINGLE MEMBER SA				a		a	a	a		a
, ΦΙΛΕΛΗΝΩΝ 10 & ΞΕΝΟΦΩΝΤΟΣ 13 ΑΘΗΝΑ	2103720425									
EUROBANK S.A.									a	
, ΟΘΩΝΟΣ 8 ΑΘΗΝΑ	2144043907									
EUROCORP INVESTMENT SERVICES S.A.				a			a			a
14, ΠΛ.ΦΙΛΙΚΗΣ ΕΤΑΙΡΕΙΑΣ 14 ΑΘΗΝΑ	2107263600									
EUROTRUST INVESTMENT FIRM SA				a						
113, ΣΕΒΑΣΤΟΥΠΟΛΕΩΣ 113 ΑΘΗΝΑ	2103363100									
EUROXX SECURITIES S.A.				a		a	a	a		a
7, ΠΑΛΑΙΟΛΟΓΟΥ ΧΑΛΑΝΔΡΙ	(210)-6879400	(210)-6879401								
7, ΠΑΛΕΟΛΟΓΟΥ ΧΑΛΑΝΔΡΙ	+30 2106879400	210-6879401								
FREEDOM FINANCE EUROPE LTD				a	a					
, ΧΡΙΣΤΑΚΗ ΚΡΑΝΟΥ 20	035725257786									
G. A. PERVANAS SECURITIES- INVESTMENT SERVICES S.A.				a						
7-9, ΣΟΦΟΚΛΕΟΥΣ 7-9 ΑΘΗΝΑ	2103727200									
GLOBAL CAPITAL SECURITIES & FINANCIAL SERVICES LTD				a	a					
50, ΛΑΡΧΙΕΠΙΣΚΟΠΟΥ ΜΑΚΑΡΙΟΥ Γ50	0035722710710									
GREENPOST TRADING EUROPE LTD				a	a	a				
, ΚΙΜΩΝΟΣ 3, ACROPOLIS MANSIONS, 2ND FLOOR, FLAT/OFFICE 202	035722521389									
HELLENIC AMERICAN SECURITIES S.A.				a		a	a			a
27, ΑΝΔΡΕΑ ΠΑΠΑΝΔΡΕΟΥ 27 ΜΑΡΟΥΣΙ	2103311100									
HELLENIC BANK (INVESTMENTS) LTD					a					
, ΑVE.ΚΥΡΙΑΚΟΥ ΜΑΤΣΙ 31 - ΡΟ ΒΟΧ 24747 ΝΙΟΣΙΑ	+357 22500100	357 22500110								
HSBC CONTINENTAL EUROPE									a	
109-111, ΑΜΕΣΟΓΕΙΩΝ 109-111	2106960000									
INDEX SECURITIES S.A.				a						
6, ΔΡΑΓΑΤΣΑΝΙΟΥ 6 ΑΘΗΝΑ	2103213920									

Athex & ATHEXClear Members List

Member Name				Stock Market			Derivatives Market		ATHEXClear Member	
	Address	Phone	Fax	Market Member	Remote Member	Market Maker	Proprietary	Market Maker	General Clearing	Direct Clearing
J. CHR. MAVRIKIS SECURITIES S.A.				a						
5, ΣΟΦΟΚΛΕΟΥΣ 5 ATHINA	2103216730									
KAPPA SECURITIES S.A.				a			a			
15, ΒΑΛΑΩΡΙΤΟΥ 15 ATHINA	2103678600									
KARAMANOF SECURITIES & INVESTMENT SERVICES S.A.				a						
2, ΠΛ.ΑΓ.ΘΕΟΔΩΡΩΝ 2 ATHINA	2103212947									
LAIKI FINANCIAL SERVICES LTD					a					
26, AVE. VYRONOS NICOSIA	357 22367367	357 22718567								
LEON DEPOLAS SECURITIES S.A.				a		a	a			
1, ΧΡΗΣΤΟΥ ΛΑΔΑ 1 ATHINA	2103213276 -28									
MEGA EQUITY SECURITIES & FINANCIAL SERVICES PUBLIC LTD				a	a		a			
42-44, ΛΕΩΦ.ΓΡΙΒΑ ΔΙΓΕΝΗ 42-44	0035722711711									
MERIT SECURITIES S.A				a		a	a			a
5, ΣΟΦΟΚΛΕΟΥΣ 5 ATHINA	2141008814									
MERRILL LYNCH INTERNATIONAL				a						
2, 2 KING EDWARD STREET LONDON	+44 20276281000									
N. CHRYSOCHOIDIS STOCK BROKERAGE I.S.S.A.				a			a			a
7-9, ΣΟΦΟΚΛΕΟΥΣ 7-9 ATHINA	2103213913									
NATIONAL BANK OF GREECE S.A.				a		a	a		a	
86, ΑΙΟΛΟΥ STR. ATHINA	(210)-3341000	(210)-3228187								
68, ΑΚΑΔΙΜΙΑΣ STR. ATHINA	(210)-3328817	(210)-3328678								
NATIONAL SECURITIES SINGLE MEMBER SA				a		a	a	a		
66, ΛΕΩΦΟΡΟΣ ΑΘΗΝΩΝ 128-132 & ΙΦΙΓΕΝΙΑΣ ATHINA	2103328784									
NUNTIUS BROKERAGE AND INVESTMENT SERVICES SINGLE MEMBER S.A.				a			a			
6, ΔΡΑΓΑΤΣΑΝΙΟΥ 6 ATHINA	2103350599									
ONE PLUS CAPITAL LIMITED				a	a					
, 75 PRODROMOU AVENUE NICOSIA 1307	35722873760									
OPTIMA BANK S.A.				a		a	a	a	a	
, ΑΙΓΙΑΛΕΙΑΣ 32 & ΠΑΡΑΔΕΙΣΟΥ ΜΑΡΟΥΣΙ	210 8173000									
PANCRETA BANK S.A									a	
, ΙΚΑΡΟΥ 5	2810338746									
PANTELAKIS SECURITIES S.A.				a		a	a	a		
57, ΕΘΝΙΚΗΣ ΑΝΤΙΣΤΑΣΕΩΣ 57, ΚΤΙΠΙΟ Β CHALANDRI	2106965000									
PIRAEUS BANK S.A.				a			a		a	
, ΑΜΕΡΙΚΗΣ 4 ATHINA	2103335000									
PIRAEUS SECURITIES S. A.				a		a	a	a		a
10, ΣΤΑΔΙΟΥ 10 ATHINA	2103354100									
PROCHOICE SECURITIES LTD				a	a					
57, ΛΕΩΦ.ΣΠΥΡΟΥ ΚΥΠΡΙΑΝΟΥ 57, ΑΚΙΝΗΤΑ Φ	035724661192									
SHARELINK SECURITIES & FINANCIAL SERVICES LTD				a			a			
6, HOUSE-ΘΕΟΤΟΚΗ 6 ΜΕΓΑΡΟ ΕΛΛΗΝΑ	+357 22554200									
SOCIETE GENERALE S.A.				a	a		a			
, 17 COURS VALMY, CEDEX	+157290504									
SOLIDUS SECURITIES S.A				a			a			a
64, ΛΟΥΙΖΗΣ ΠΙΑΝΚΟΥΡ 64 ATHINA	2106900600									
ST. EM. LAVRENTAKIS SECURITIES S.A.				a						
7-9, ΣΟΦΟΚΛΕΟΥΣ 7-9 ATHINA	2103213336									
THE CYPRUS INVESTMENT & SECURITIES CORPORATION LTD				a	a					
154, 1 AG. PROKOPIOU & POSIDONOS 1ST FLOOR	0035722121700									
UBS EUROPE SE				a	a					
, OPERNTURM, BOCKENHEIMER LANDSTRASSE 2-4	496921790									
UBS LIMITED					a					
1, FINSBURY AVENUE LONDON	+44 2075687135									
VIGOR FINANCE INVESTMENT SERVICES S.A.				a			a			
, ΨΥΧΑΡΗ 14 Ν. PSYCHIKO	2106718400									

List of Stocks under Market Making operations

Securities	Market Maker	Start Market Making	Stock Category	Suspension Status
MLS MULTIMEDIA SA (CR)				
	PIRAEUS SECURITIES S. A.	01/08/2019		
ALPHA ETF FTSE Athex Large Cap			Exchange Traded Funds (ETFs)	
	ALPHA FINANCE INVESTMENT SERVICES SINGLE MEMBER SA	02/01/1900		
	NATIONAL SECURITIES SINGLE MEMBER SA	02/01/1900		
ADMIE (IPTO) HOLDING S.A. (CR)			Main Market	
	EUROBANK EQUITIES INVESTMENT FIRM SINGLE MEMBER SA	24/05/2021		
	HELLENIC AMERICAN SECURITIES S.A.	09/03/2020		
	PIRAEUS SECURITIES S. A.	29/06/2017		
AEGEAN AIRLINES (CR)			Main Market	
	EUROBANK EQUITIES INVESTMENT FIRM SINGLE MEMBER SA	22/09/2020		
ALPHA SERVICES HOLD (CR)			Main Market	
	ALPHA FINANCE INVESTMENT SERVICES SINGLE MEMBER SA	29/02/2016		
	EUROBANK EQUITIES INVESTMENT FIRM SINGLE MEMBER SA	22/10/2006		
	GREENPOST TRADING EUROPE LTD	12/06/2023		
	HELLENIC AMERICAN SECURITIES S.A.	25/07/2014		
	LEON DEPOLAS SECURITIES S.A.	04/01/2016		
	MERIT SECURITIES S.A.	03/09/2012		
	NATIONAL SECURITIES SINGLE MEMBER SA	02/01/1900		
	PIRAEUS SECURITIES S. A.	28/05/2009		
ALPHA TRUST HOLDINGS (CR)			Main Market	
	EUROBANK EQUITIES INVESTMENT FIRM SINGLE MEMBER SA	06/02/2023		
	LEON DEPOLAS SECURITIES S.A.	04/01/2021		
ALUMIL (CR)			Main Market	
	PIRAEUS SECURITIES S. A.	31/07/2023		
ANDROMEDA SA (CR)			Main Market	
	BETA SECURITIES S.A.	15/02/2021		
	OPTIMA BANK S.A.	03/04/2023		
ATHENS INTL AIRPORT (CR)			Main Market	
	PIRAEUS SECURITIES S. A.	03/06/2024		
ATTICA BANK S.A. (CR)			Main Market	
	EUROXX SECURITIES S.A.	22/01/2016		
AUSTRIACARD (CB)			Main Market	
	BETA SECURITIES S.A.	23/03/2023		
	EUROXX SECURITIES S.A.	10/06/2024		
AUTOHELLAS SA (CR)			Main Market	
	ALPHA FINANCE INVESTMENT SERVICES SINGLE MEMBER SA	01/07/2019		
	EUROXX SECURITIES S.A.	02/07/2018		
AVAX S.A. (CR)			Main Market	
	EUROBANK EQUITIES INVESTMENT FIRM SINGLE MEMBER SA	14/12/2015		
	OPTIMA BANK S.A.	04/09/2023		
	PIRAEUS SECURITIES S. A.	01/02/2021		
AVE (CR)			Main Market	
	EUROXX SECURITIES S.A.	05/06/2020		
BRIO PROPERTIES (CR)			Main Market	
	EUROBANK EQUITIES INVESTMENT FIRM SINGLE MEMBER SA	09/09/2019		
	LEON DEPOLAS SECURITIES S.A.	22/02/2021		
	PIRAEUS SECURITIES S. A.	05/02/2024		
CC HBC AG (CR)			Main Market	
	BETA SECURITIES S.A.	08/03/2021		
	NATIONAL SECURITIES SINGLE MEMBER SA	02/01/1900		
	PIRAEUS SECURITIES S. A.	04/05/2015		
CENERGY HOLDINGS (CB)			Main Market	
	ALPHA FINANCE INVESTMENT SERVICES SINGLE MEMBER SA	02/01/2016		
	EUROBANK EQUITIES INVESTMENT FIRM SINGLE MEMBER SA	02/01/2016		
	OPTIMA BANK S.A.	14/03/2022		
	PANTELAKIS SECURITIES S.A.	27/12/2022		
CNL CAPITAL (CR)			Main Market	
	MERIT SECURITIES S.A.	01/10/2018		
DIMAND (CR)			Main Market	
	ALPHA FINANCE INVESTMENT SERVICES SINGLE MEMBER SA	08/08/2022		
	EUROBANK EQUITIES INVESTMENT FIRM SINGLE MEMBER SA	08/08/2022		
	PANTELAKIS SECURITIES S.A.	15/05/2023		
EKTER SA (CR)			Main Market	
	BETA SECURITIES S.A.	26/09/2022		
	EUROBANK EQUITIES INVESTMENT FIRM SINGLE MEMBER SA	16/10/2017		
	LEON DEPOLAS SECURITIES S.A.	21/05/2018		
ELASTRON (CR)			Main Market	
	LEON DEPOLAS SECURITIES S.A.	20/02/2017		

List of Stocks under Market Making operations

Securities	Stock Category
Market Maker	Start Market Making
ELLAKTOR (CR)	Main Market
ALPHA FINANCE INVESTMENT SERVICES SINGLE MEMBER SA	18/03/2019
EUROBANK EQUITIES INVESTMENT FIRM SINGLE MEMBER SA	01/06/2012
EUROXX SECURITIES S.A.	24/09/2018
NATIONAL SECURITIES SINGLE MEMBER SA	02/01/1900
PIRAEUS SECURITIES S. A.	22/10/2018
ELTON SA (CR)	Main Market
OPTIMA BANK S.A.	30/01/2023
ELVALHALCOR (CR)	Main Market
ALPHA FINANCE INVESTMENT SERVICES SINGLE MEMBER SA	07/05/2018
BETA SECURITIES S.A.	09/01/2023
EUROBANK EQUITIES INVESTMENT FIRM SINGLE MEMBER SA	07/05/2018
EUROBANK HOLDINGS (CR)	Main Market
ALPHA FINANCE INVESTMENT SERVICES SINGLE MEMBER SA	09/01/2006
EUROBANK EQUITIES INVESTMENT FIRM SINGLE MEMBER SA	01/06/2012
GREENPOST TRADING EUROPE LTD	12/06/2023
HELLENIC AMERICAN SECURITIES S.A.	25/07/2014
LEON DEPOLAS SECURITIES S.A.	30/11/2018
MERIT SECURITIES S.A	06/11/2017
NATIONAL SECURITIES SINGLE MEMBER SA	02/01/1900
PIRAEUS SECURITIES S. A.	28/09/2009
EUROCONSULTANTS S.A. (CR)	Main Market
EUROBANK EQUITIES INVESTMENT FIRM SINGLE MEMBER SA	22/07/2014
OPTIMA BANK S.A.	01/02/2023
EYDAP S.A. (CR)	Main Market
ALPHA FINANCE INVESTMENT SERVICES SINGLE MEMBER SA	27/01/2020
EUROBANK EQUITIES INVESTMENT FIRM SINGLE MEMBER SA	10/06/2019
FOURLIS (CR)	Main Market
EUROBANK EQUITIES INVESTMENT FIRM SINGLE MEMBER SA	01/12/2016
PIRAEUS SECURITIES S. A.	06/03/2017
GEK TERNA (CR)	Main Market
BETA SECURITIES S.A.	08/03/2021
EUROBANK EQUITIES INVESTMENT FIRM SINGLE MEMBER SA	24/05/2021
PIRAEUS SECURITIES S. A.	29/08/2019
GR. SARANTIS S.A. (CR)	Main Market
BETA SECURITIES S.A.	14/05/2012
EUROBANK EQUITIES INVESTMENT FIRM SINGLE MEMBER SA	24/10/2016
PIRAEUS SECURITIES S. A.	02/04/2024
HELLENIC EXCHANGES-A.S.E. (CR)	Main Market
HELLENIC AMERICAN SECURITIES S.A.	01/09/2014
NATIONAL SECURITIES SINGLE MEMBER SA	02/01/1900
PIRAEUS SECURITIES S. A.	04/05/2015
HELLENIQ ENERGY (CR)	Main Market
ALPHA FINANCE INVESTMENT SERVICES SINGLE MEMBER SA	07/11/2023
EUROBANK EQUITIES INVESTMENT FIRM SINGLE MEMBER SA	01/11/2023
HELLENIC AMERICAN SECURITIES S.A.	14/09/2015
PIRAEUS SECURITIES S. A.	20/03/2017
IDEAL HOLDINGS (CR)	Main Market
EUROBANK EQUITIES INVESTMENT FIRM SINGLE MEMBER SA	07/06/2021
PIRAEUS SECURITIES S. A.	07/06/2021
INTERCONTINENTAL (CR)	Main Market
LEON DEPOLAS SECURITIES S.A.	03/06/2019
INTERLIFE G.C.I.(CR)	Main Market
PIRAEUS SECURITIES S. A.	22/01/2024
INTERWOOD-XYLEMPORIA (CR)	Main Market
EUROBANK EQUITIES INVESTMENT FIRM SINGLE MEMBER SA	05/07/2021
PANTELAKIS SECURITIES S.A.	01/07/2021
INTRAKAT (CR)	Main Market
BETA SECURITIES S.A.	04/10/2021
PANTELAKIS SECURITIES S.A.	10/10/2022
JUMBO SA (CR)	Main Market
BETA SECURITIES S.A.	01/02/2021
EUROBANK EQUITIES INVESTMENT FIRM SINGLE MEMBER SA	25/05/2020
GREENPOST TRADING EUROPE LTD	12/06/2023
MERIT SECURITIES S.A	06/11/2017
PIRAEUS SECURITIES S. A.	06/03/2017
KLOUKINAS - LAPPAS SA (CR)	Main Market
OPTIMA BANK S.A.	02/01/2023

List of Stocks under Market Making operations

Securities	Stock Category
Market Maker	Start Market Making
KRI-KRI S.A. (CR)	Main Market
EUROBANK EQUITIES INVESTMENT FIRM SINGLE MEMBER SA	07/05/2018
PIRAEUS SECURITIES S. A.	11/12/2023
LAMDA DEVELOPMENT SA (CR)	Main Market
EUROBANK EQUITIES INVESTMENT FIRM SINGLE MEMBER SA	08/12/2014
PANTELAKIS SECURITIES S.A.	06/11/2017
PIRAEUS SECURITIES S. A.	29/06/2017
LAMPSA HOTEL SA (CR)	Main Market
LEON DEPOLAS SECURITIES S.A.	16/01/2017
METLEN ENERGY & METALS (CR)	Main Market
ALPHA FINANCE INVESTMENT SERVICES SINGLE MEMBER SA	15/04/2019
BETA SECURITIES S.A.	11/04/2022
EUROBANK EQUITIES INVESTMENT FIRM SINGLE MEMBER SA	20/09/2017
GREENPOST TRADING EUROPE LTD	12/06/2023
MERIT SECURITIES S.A	25/02/2019
NATIONAL SECURITIES SINGLE MEMBER SA	02/01/1900
PIRAEUS SECURITIES S. A.	04/05/2015
MOTODYNAMICS S.A. (CR)	Main Market
OPTIMA BANK S.A.	25/08/2023
MOTOR OIL (CR)	Main Market
BETA SECURITIES S.A.	08/03/2021
EUROBANK EQUITIES INVESTMENT FIRM SINGLE MEMBER SA	22/10/2006
GREENPOST TRADING EUROPE LTD	12/06/2023
LEON DEPOLAS SECURITIES S.A.	01/04/2019
MERIT SECURITIES S.A	25/02/2019
NATIONAL SECURITIES SINGLE MEMBER SA	02/01/1900
PIRAEUS SECURITIES S. A.	04/05/2015
MPLE KEDROS (CR)	Main Market
OPTIMA BANK S.A.	08/11/2023
OPTIMA BANK S.A.	16/10/2023
NAFPAKTOS TEXTILE (CR)	Main Market
OPTIMA BANK S.A.	29/01/2024
NATIONAL BANK (CR)	Main Market
ALPHA FINANCE INVESTMENT SERVICES SINGLE MEMBER SA	09/01/2006
EUROBANK EQUITIES INVESTMENT FIRM SINGLE MEMBER SA	22/10/2006
GREENPOST TRADING EUROPE LTD	12/06/2023
HELLENIC AMERICAN SECURITIES S.A.	25/07/2014
LEON DEPOLAS SECURITIES S.A.	20/05/2015
MERIT SECURITIES S.A	03/09/2012
NATIONAL SECURITIES SINGLE MEMBER SA	02/01/1900
PIRAEUS SECURITIES S. A.	08/09/2008
NOVAL PROPERTY REIC (CR)	Main Market
ALPHA FINANCE INVESTMENT SERVICES SINGLE MEMBER SA	05/06/2024
PIRAEUS SECURITIES S. A.	05/06/2024
OPAP (CR)	Main Market
ALPHA FINANCE INVESTMENT SERVICES SINGLE MEMBER SA	09/01/2006
EUROBANK EQUITIES INVESTMENT FIRM SINGLE MEMBER SA	22/10/2006
GREENPOST TRADING EUROPE LTD	12/06/2023
HELLENIC AMERICAN SECURITIES S.A.	25/07/2014
MERIT SECURITIES S.A	20/03/2017
NATIONAL SECURITIES SINGLE MEMBER SA	02/01/1900
PIRAEUS SECURITIES S. A.	04/05/2015
OPTIMA BANK (CR)	Main Market
ALPHA FINANCE INVESTMENT SERVICES SINGLE MEMBER SA	12/12/2023
EUROBANK EQUITIES INVESTMENT FIRM SINGLE MEMBER SA	11/12/2023
OPTIMA BANK S.A.	06/11/2023
ORILINA PROPERTIES REIC (CR)	Main Market
EUROBANK EQUITIES INVESTMENT FIRM SINGLE MEMBER SA	11/12/2023
LEON DEPOLAS SECURITIES S.A.	11/12/2023
OTE (CR)	Main Market
ALPHA FINANCE INVESTMENT SERVICES SINGLE MEMBER SA	09/01/2006
EUROBANK EQUITIES INVESTMENT FIRM SINGLE MEMBER SA	22/10/2006
GREENPOST TRADING EUROPE LTD	12/06/2023
HELLENIC AMERICAN SECURITIES S.A.	25/07/2014
LEON DEPOLAS SECURITIES S.A.	20/04/2015
MERIT SECURITIES S.A	20/03/2017
NATIONAL SECURITIES SINGLE MEMBER SA	02/01/1900
PIRAEUS SECURITIES S. A.	08/09/2008

List of Stocks under Market Making operations

Securities	Stock Category
Market Maker	Start Market Making
P.P.A. S.A. (CR)	Main Market
EUROBANK EQUITIES INVESTMENT FIRM SINGLE MEMBER SA	06/02/2019
PAPOUTSANIS (CR)	Main Market
ALPHA FINANCE INVESTMENT SERVICES SINGLE MEMBER SA	19/11/2018
BETA SECURITIES S.A.	25/11/2013
PERFORMANCE TECHNOLOGIES (CR)	Main Market
EUROBANK EQUITIES INVESTMENT FIRM SINGLE MEMBER SA	22/02/2021
PANTELAKIS SECURITIES S.A.	08/03/2021
PETROPOULOS PETROS (CR)	Main Market
EUROBANK EQUITIES INVESTMENT FIRM SINGLE MEMBER SA	01/04/2019
PANTELAKIS SECURITIES S.A.	16/03/2020
PIRAEUS FINANCIAL HOLD (CR)	Main Market
ALPHA FINANCE INVESTMENT SERVICES SINGLE MEMBER SA	15/04/2019
EUROBANK EQUITIES INVESTMENT FIRM SINGLE MEMBER SA	22/10/2006
EUROXX SECURITIES S.A.	15/02/2016
GREENPOST TRADING EUROPE LTD	12/06/2023
HELLENIC AMERICAN SECURITIES S.A.	25/07/2014
LEON DEPOLAS SECURITIES S.A.	30/11/2018
MERIT SECURITIES S.A.	16/09/2013
NATIONAL SECURITIES SINGLE MEMBER SA	02/01/1900
PIRAEUS SECURITIES S. A.	16/02/2009
PPC (CR)	Main Market
ALPHA FINANCE INVESTMENT SERVICES SINGLE MEMBER SA	09/01/2006
BETA SECURITIES S.A.	01/02/2021
EUROBANK EQUITIES INVESTMENT FIRM SINGLE MEMBER SA	22/10/2006
GREENPOST TRADING EUROPE LTD	12/06/2023
HELLENIC AMERICAN SECURITIES S.A.	01/09/2014
MERIT SECURITIES S.A.	06/11/2017
NATIONAL SECURITIES SINGLE MEMBER SA	02/01/1900
PIRAEUS SECURITIES S. A.	28/09/2009
PREMIA (CR)	Main Market
BETA SECURITIES S.A.	01/06/2021
LEON DEPOLAS SECURITIES S.A.	05/12/2022
PANTELAKIS SECURITIES S.A.	23/12/2021
PROFILE SA (CR)	Main Market
OPTIMA BANK S.A.	03/04/2023
PANTELAKIS SECURITIES S.A.	01/07/2019
QUALITY & RELIABILITY SA (CR)	Main Market
OPTIMA BANK S.A.	03/01/2023
QUEST HOLDINGS (CR)	Main Market
BETA SECURITIES S.A.	26/03/2018
EUROBANK EQUITIES INVESTMENT FIRM SINGLE MEMBER SA	28/01/2019
REVOIL (CR)	Main Market
BETA SECURITIES S.A.	26/06/2023
OPTIMA BANK S.A.	15/04/2024
SIDMA STEEL (CR)	Main Market
OPTIMA BANK S.A.	25/05/2023
SPACE HELLAS SA (CR)	Main Market
MERIT SECURITIES S.A.	09/12/2022
TECHNICAL OLYMPIC SA (CR)	Main Market
BETA SECURITIES S.A.	04/04/2022
OPTIMA BANK S.A.	05/07/2023
TERNA ENERGY (CR)	Main Market
EUROBANK EQUITIES INVESTMENT FIRM SINGLE MEMBER SA	24/05/2021
PIRAEUS SECURITIES S. A.	09/12/2019
THRACE PLASTICS SA (CR)	Main Market
ALPHA FINANCE INVESTMENT SERVICES SINGLE MEMBER SA	26/03/2018
LEON DEPOLAS SECURITIES S.A.	28/03/2024
PIRAEUS SECURITIES S. A.	02/04/2024
TITAN CEMENT (CB)	Main Market
BETA SECURITIES S.A.	01/02/2021
EUROBANK EQUITIES INVESTMENT FIRM SINGLE MEMBER SA	06/11/2019
PIRAEUS SECURITIES S. A.	18/01/2021
TRADE ESTATES REIC (CR)	Main Market
EUROBANK EQUITIES INVESTMENT FIRM SINGLE MEMBER SA	08/11/2023
EUROBANK EQUITIES INVESTMENT FIRM SINGLE MEMBER SA	10/11/2023
PANTELAKIS SECURITIES S.A.	08/11/2023
PANTELAKIS SECURITIES S.A.	10/11/2023

List of Stocks under Market Making operations

Securities	Market Maker	Start Market Making	Stock Category
TZIRAKIAN PROFIL (CR)			Main Market
LEON DEPOLAS SECURITIES S.A.		19/07/2021	
VIOHALCO SA/NV (CB)			Main Market
ALPHA FINANCE INVESTMENT SERVICES SINGLE MEMBER SA		11/03/2008	
EUROBANK EQUITIES INVESTMENT FIRM SINGLE MEMBER SA		04/03/2014	
MERIT SECURITIES S.A		17/03/2014	

Underlying Asset				Derivatives Market													
Price max	Price min	Closing price	change	Delivery Month	Open price	Price max	Price min	Last price	Closing price	Last Bid	Last Ask	Fixing price*	Life high	Life low	Trades	Volume	Open Interest
FTSE/Athex Large Cap				(Trade Unit: 1 Index Point x 2€, Cash Settlement)													
3,609.42	3,573.31	3,602.55	-0.12%	August 2024	3,600.00	3,600.00	3,570.00	3,588.00	3,588.00	---	---		3,607.00	---	60	172	3,174
				September 2024	3,592.00	3,592.00	3,577.00	3,591.50	3,591.50	---	---		3,600.75	---	9	16	487
				October 2024	---	---	---	---	3,622.50	---	---		---	---	---	---	---
				December 2024	---	---	---	---	3,635.25	---	---		---	---	---	---	---
				March 2025	---	---	---	---	3,653.50	---	---		---	---	---	---	---
				June 2025	---	---	---	---	3,671.75	---	---		---	---	---	---	---
FTSE/Athex Banks				(Trade Unit: 1 Index Point x 15€, Cash Settlement)													
1,311.75	1,289.45	1,306.86	0.13%	September 2024	1,303.25	1,303.25	1,303.25	1,303.25	1,303.25	---	---		1,332.75	---	2	10	1,238
				December 2024	---	---	---	---	1,315.50	---	---		---	---	---	---	---
				March 2025	---	---	---	---	1,322.00	---	---		---	---	---	---	---
				June 2025	---	---	---	---	1,328.75	---	---		---	---	---	---	---
MSCI GREECE REBASED				(Trade Unit: 1 Index Point x 2€, Cash Settlement)													
5,670.01	5,601.44	5,646.23	-0.21%	August 2024	---	---	---	---	5,622.50	---	---		5,695.25	---	---	---	---
				September 2024	---	---	---	---	5,522.50	---	---		5,516.00	---	---	---	3
				October 2024	---	---	---	---	5,576.00	---	---		5,515.50	---	---	---	10
				November 2024	---	---	---	---	5,576.75	---	---		5,516.00	---	---	---	10
				December 2024	---	---	---	---	5,703.00	---	---		---	---	---	---	---
				January 2025	---	---	---	---	5,711.75	---	---		---	---	---	---	---
				March 2025	---	---	---	---	5,731.50	---	---		---	---	---	---	---
				June 2025	---	---	---	---	5,760.25	---	---		---	---	---	---	---

Derivatives notes

Fixing prices and final open positions can be retrieved from the following path <http://www.helex.gr/el/web/guest/statistics-end-of-day-derivatives>

Underlying Asset				Derivatives Market													
Price max	Price min	Closing price	change	Delivery Month	Open price	Price max	Price min	Last price	Closing price	Last Bid	Last Ask	Fixing price*	Life high	Life low	Trades	Volume	Open Interest
ADMIE (IPTO) HOLDING S.A. (CR)				(Contract Size: 100 Securities, Physical Delivery)													
2.25	2.22	2.24	-0.66%	September 2024	---	---	---	---	2.22	---	---	---	2.39	---	---	---	24,303
				December 2024	---	---	---	---	2.27	---	---	---	---	---	---	---	---
				March 2025	---	---	---	---	2.28	---	---	---	---	---	---	---	---
				June 2025	---	---	---	---	2.30	---	---	---	---	---	---	---	---
AEGEAN AIRLINES (CR)				(Contract Size: 100 Securities, Physical Delivery)													
11.58	11.32	11.36	-1.22%	September 2024	11.55	11.55	11.41	11.47	11.47	---	---	---	12.49	---	26	91	4,104
				December 2024	11.62	11.62	11.62	11.62	11.62	---	---	---	12.12	---	1	30	90
				March 2025	---	---	---	---	11.65	---	---	---	---	---	---	---	---
				June 2025	---	---	---	---	11.71	---	---	---	---	---	---	---	---
ALPHA SERVICES HOLD (CR)				(Contract Size: 100 Securities, Physical Delivery)													
1.7045	1.656	1.691	-0.71%	September 2024	1.71	1.71	1.66	1.70	1.70	---	---	---	1.79	---	224	9,152	164,942
				December 2024	1.73	1.73	1.70	1.70	1.70	---	---	---	1.73	---	8	9	5
				March 2025	---	---	---	---	1.73	---	---	---	---	---	---	---	---
				June 2025	---	---	---	---	1.73	---	---	---	---	---	---	---	---
ATHENS INTL AIRPORT (CR)				(Contract Size: 100 Securities, Physical Delivery)													
7.998	7.952	7.97	0.10%	September 2024	7.97	8.02	7.97	7.98	7.98	---	---	---	8.41	---	4	15	1,139
				December 2024	---	---	---	---	8.02	---	---	---	---	---	---	---	---
				March 2025	---	---	---	---	8.07	---	---	---	---	---	---	---	---
				June 2025	---	---	---	---	8.11	---	---	---	---	---	---	---	---
AUTOHELLAS SA (CR)				(Contract Size: 100 Securities, Physical Delivery)													
11.84	11.7	11.8	-0.51%	September 2024	11.68	11.68	11.68	11.68	11.68	---	---	---	12.13	---	1	3	161
				December 2024	---	---	---	---	11.95	---	---	---	---	---	---	---	---
				March 2025	---	---	---	---	12.01	---	---	---	---	---	---	---	---
				June 2025	---	---	---	---	12.07	---	---	---	---	---	---	---	---
AVAX S.A. (CR)				(Contract Size: 100 Securities, Physical Delivery)													
1.406	1.384	1.39	-1.28%	September 2024	1.40	1.40	1.40	1.40	1.40	---	---	---	1.49	---	1	5	729
				December 2024	---	---	---	---	1.42	---	---	---	---	---	---	---	---
				March 2025	---	---	---	---	1.43	---	---	---	---	---	---	---	---
				June 2025	---	---	---	---	1.43	---	---	---	---	---	---	---	---
CC HBC AG (CR)				(Contract Size: 100 Securities, Physical Delivery)													
34	33.4	34	0.24%	September 2024	---	---	---	---	34.19	---	---	---	33.61	---	---	---	153
				December 2024	---	---	---	---	34.19	---	---	---	---	---	---	---	---
				March 2025	---	---	---	---	34.36	---	---	---	---	---	---	---	---
				June 2025	---	---	---	---	34.53	---	---	---	---	---	---	---	---

Derivatives notes

Fixing prices and final open positions can be retrieved from the following path <http://www.helex.gr/el/web/guest/statistics-end-of-day-derivatives>

Underlying Asset				Derivatives Market													
Price max	Price min	Closing price	change	Delivery Month	Open price	Price max	Price min	Last price	Closing price	Last Bid	Last Ask	Fixing price*	Life high	Life low	Trades	Volume	Open Interest
CENERGY HOLDINGS (CB)				(Contract Size: 100 Securities, Physical Delivery)													
9.93	9.51	9.93	2.80%	September 2024	9.73	9.78	9.73	9.78	9.78	---	---	---	10.03	---	2	6	3,870
				December 2024	---	---	---	---	9.74	---	---	---	---	---	---	---	---
				March 2025	---	---	---	---	9.79	---	---	---	---	---	---	---	---
				June 2025	---	---	---	---	9.83	---	---	---	---	---	---	---	---
ELLAKTOR (CR)				(Contract Size: 124 Securities, Physical Delivery)													
2.085	1.972	2.05	4.70%	September 2024	2.00	2.09	1.98	2.05	2.05	---	---	---	2.12	1.93	80	576	4,199
				December 2024	---	---	---	---	1.97	---	---	---	---	---	---	---	---
				March 2025	---	---	---	---	1.98	---	---	---	---	---	---	---	---
				June 2025	---	---	---	---	1.99	---	---	---	---	---	---	---	---
ELVALHALCOR (CR)				(Contract Size: 100 Securities, Physical Delivery)													
1.89	1.852	1.874	-0.85%	September 2024	1.87	1.88	1.87	1.88	1.88	---	---	---	2.04	---	6	32	5,185
				December 2024	---	---	---	---	1.89	---	---	---	1.91	---	---	---	14
				March 2025	---	---	---	---	1.91	---	---	---	---	---	---	---	---
				June 2025	---	---	---	---	1.92	---	---	---	---	---	---	---	---
EUROBANK HOLDINGS (CR)				(Contract Size: 100 Securities, Physical Delivery)													
2.127	2.086	2.126	0.38%	September 2024	2.12	2.14	2.09	2.11	2.11	---	---	---	2.19	---	147	4,717	23,900
				December 2024	---	---	---	---	2.22	---	---	---	2.28	---	---	---	5
				March 2025	---	---	---	---	2.15	---	---	---	---	---	---	---	---
				June 2025	---	---	---	---	2.16	---	---	---	---	---	---	---	---
EYDAP S.A. (CR)				(Contract Size: 100 Securities, Physical Delivery)													
5.82	5.76	5.77	-0.69%	September 2024	5.78	5.81	5.77	5.81	5.81	---	---	---	5.90	---	3	11	4,473
				December 2024	---	---	---	---	5.86	---	---	---	---	---	---	---	---
				March 2025	---	---	---	---	5.89	---	---	---	---	---	---	---	---
				June 2025	---	---	---	---	5.91	---	---	---	---	---	---	---	---
FOURLIS (CR)				(Contract Size: 100 Securities, Physical Delivery)													
3.97	3.9	3.91	-0.38%	September 2024	---	---	---	---	4.04	---	---	---	4.19	---	---	---	1,236
				December 2024	---	---	---	---	3.96	---	---	---	---	---	---	---	---
				March 2025	---	---	---	---	3.98	---	---	---	---	---	---	---	---
				June 2025	---	---	---	---	4.00	---	---	---	---	---	---	---	---
GEK TERNA (CR)				(Contract Size: 100 Securities, Physical Delivery)													
17.98	17.56	17.78	-0.67%	September 2024	17.93	17.93	17.71	17.81	17.81	---	---	---	18.27	---	53	310	14,214
				December 2024	---	---	---	---	18.08	---	---	---	17.74	---	---	---	3
				March 2025	---	---	---	---	18.13	---	---	---	---	---	---	---	---
				June 2025	---	---	---	---	18.22	---	---	---	---	---	---	---	---

Derivatives notes

Fixing prices and final open positions can be retrieved from the following path <http://www.helex.gr/el/web/guest/statistics-end-of-day-derivatives>

Underlying Asset				Derivatives Market													
Price max	Price min	Closing price	change	Delivery Month	Open price	Price max	Price min	Last price	Closing price	Last Bid	Last Ask	Fixing price*	Life high	Life low	Trades	Volume	Open Interest
HELLENIC EXCHANGES-A.S.E. (CR)				(Contract Size: 100 Securities, Physical Delivery)													
4.85	4.75	4.78	-0.42%	September 2024	4.80	4.82	4.80	4.82	4.82	---	---	---	5.25	---	2	10	4,737
				December 2024	---	---	---	---	4.84	---	---	---	---	---	---	---	---
				March 2025	---	---	---	---	4.86	---	---	---	---	---	---	---	---
				June 2025	---	---	---	---	4.89	---	---	---	---	---	---	---	---
HELLENiQ ENERGY (CR)				(Contract Size: 100 Securities, Physical Delivery)													
7.45	7.315	7.32	-1.08%	September 2024	7.45	7.45	7.37	7.37	7.37	---	---	---	8.40	---	43	146	7,146
				December 2024	---	---	---	---	7.46	---	---	---	---	---	---	---	---
				March 2025	---	---	---	---	7.50	---	---	---	---	---	---	---	---
				June 2025	---	---	---	---	7.53	---	---	---	---	---	---	---	---
INTRACOM HOLDINGS (CR)				(Contract Size: 102 Securities, Physical Delivery)													
3.31	3.275	3.28	-1.50%	September 2024	3.32	3.32	3.30	3.30	3.30	---	---	---	3.55	3.27	17	71	7,793
				December 2024	---	---	---	---	3.36	---	---	---	---	---	---	---	---
				March 2025	---	---	---	---	3.37	---	---	---	---	---	---	---	---
				June 2025	---	---	---	---	3.39	---	---	---	---	---	---	---	---
INTRAKAT (CR)				(Contract Size: 100 Securities, Physical Delivery)													
4.985	4.895	4.96	-0.60%	September 2024	4.93	4.94	4.90	4.94	4.94	---	---	---	5.20	---	13	73	2,504
				December 2024	---	---	---	---	5.03	---	---	---	---	---	---	---	---
				March 2025	---	---	---	---	5.05	---	---	---	---	---	---	---	---
				June 2025	---	---	---	---	5.08	---	---	---	---	---	---	---	---
JUMBO SA (CR)				(Contract Size: 100 Securities, Physical Delivery)													
24.94	24.6	24.74	-0.08%	September 2024	24.84	24.84	24.72	24.72	24.72	---	---	---	26.97	---	2	2	459
				December 2024	---	---	---	---	24.96	---	---	---	---	---	---	---	---
				March 2025	---	---	---	---	25.08	---	---	---	---	---	---	---	---
				June 2025	---	---	---	---	25.21	---	---	---	---	---	---	---	---
LAMDA DEVELOPMENT SA (CR)				(Contract Size: 100 Securities, Physical Delivery)													
7.65	7.5	7.57	-0.53%	September 2024	7.66	7.68	7.56	7.64	7.64	---	---	---	7.68	---	100	328	6,801
				December 2024	---	---	---	---	7.67	---	---	---	---	---	---	---	---
				March 2025	---	---	---	---	7.71	---	---	---	---	---	---	---	---
				June 2025	---	---	---	---	7.75	---	---	---	---	---	---	---	---
METLEN ENERGY & METALS (CR)				(Contract Size: 100 Securities, Physical Delivery)													
36.44	36.06	36.18	-0.82%	September 2024	36.41	36.42	36.26	36.26	36.26	---	---	---	38.35	---	10	18	5,246
				December 2024	---	---	---	---	36.90	---	---	---	36.20	---	---	---	20
				March 2025	---	---	---	---	36.95	---	---	---	---	---	---	---	---
				June 2025	---	---	---	---	37.14	---	---	---	---	---	---	---	---

Derivatives notes

Fixing prices and final open positions can be retrieved from the following path <http://www.helex.gr/el/web/guest/statistics-end-of-day-derivatives>

Underlying Asset				Derivatives Market													
Price max	Price min	Closing price	change	Delivery Month	Open price	Price max	Price min	Last price	Closing price	Last Bid	Last Ask	Fixing price*	Life high	Life low	Trades	Volume	Open Interest
MIG (CR)				(Contract Size: 100 Securities, Physical Delivery)													
3.74	3.645	3.715	1.23%	September 2024	---	---	---	---	3.69	---	---	---	3.94	---	---	---	104
				December 2024	---	---	---	---	3.70	---	---	---	---	---	---	---	---
				March 2025	---	---	---	---	3.72	---	---	---	---	---	---	---	---
				June 2025	---	---	---	---	3.74	---	---	---	---	---	---	---	---
MOTOR OIL (CR)				(Contract Size: 100 Securities, Physical Delivery)													
23.54	23.24	23.52	0.00%	September 2024	23.50	23.60	23.43	23.58	23.58	---	---	---	26.50	---	59	196	2,804
				December 2024	---	---	---	---	23.71	---	---	---	---	---	---	---	---
				March 2025	---	---	---	---	23.82	---	---	---	---	---	---	---	---
				June 2025	---	---	---	---	23.94	---	---	---	---	---	---	---	---
NATIONAL BANK (CR)				(Contract Size: 100 Securities, Physical Delivery)													
8.16	7.91	7.984	-1.55%	September 2024	8.15	8.16	7.93	8.00	8.00	---	---	---	8.36	---	197	2,037	17,534
				December 2024	---	---	---	---	8.17	---	---	---	---	---	---	---	---
				March 2025	---	---	---	---	8.21	---	---	---	---	---	---	---	---
				June 2025	---	---	---	---	8.26	---	---	---	---	---	---	---	---
OPAP (CR)				(Contract Size: 102 Securities, Physical Delivery)													
16.08	15.91	15.95	-0.99%	September 2024	15.96	16.09	15.96	16.09	16.09	---	---	---	16.10	14.60	3	28	1,630
				December 2024	---	---	---	---	16.44	---	---	---	15.30	---	---	---	20
				March 2025	---	---	---	---	16.32	---	---	---	---	---	---	---	---
				June 2025	---	---	---	---	16.40	---	---	---	---	---	---	---	---
OPTIMA BANK (CR)				(Contract Size: 100 Securities, Physical Delivery)													
12.3	12.04	12.2	-0.33%	September 2024	12.00	12.00	12.00	12.00	12.00	---	---	---	13.13	---	1	1	66
				December 2024	---	---	---	---	12.34	---	---	---	---	---	---	---	---
				March 2025	---	---	---	---	12.40	---	---	---	---	---	---	---	---
				June 2025	---	---	---	---	12.46	---	---	---	---	---	---	---	---
OTE (CR)				(Contract Size: 100 Securities, Physical Delivery)													
15.27	15.01	15.25	0.53%	September 2024	15.20	15.32	15.20	15.32	15.32	---	---	---	15.32	---	34	94	4,280
				December 2024	---	---	---	---	15.29	---	---	---	---	---	---	---	---
				March 2025	---	---	---	---	15.37	---	---	---	---	---	---	---	---
				June 2025	---	---	---	---	15.44	---	---	---	---	---	---	---	---
P.P.A. S.A. (CR)				(Contract Size: 100 Securities, Physical Delivery)													
26.05	25.7	25.7	-0.96%	September 2024	---	---	---	---	24.21	---	---	---	26.47	---	---	---	80
				December 2024	---	---	---	---	26.15	---	---	---	---	---	---	---	---
				March 2025	---	---	---	---	26.29	---	---	---	---	---	---	---	---
				June 2025	---	---	---	---	26.42	---	---	---	---	---	---	---	---

Derivatives notes

Fixing prices and final open positions can be retrieved from the following path <http://www.helex.gr/el/web/guest/statistics-end-of-day-derivatives>

Underlying Asset				Derivatives Market													
Price max	Price min	Closing price	change	Delivery Month	Open price	Price max	Price min	Last price	Closing price	Last Bid	Last Ask	Fixing price*	Life high	Life low	Trades	Volume	Open Interest
PIRAEUS FINANCIAL HOLD (CR)				(Contract Size: 100 Securities, Physical Delivery)													
4.024	3.902	4.024	3.18%	September 2024	3.91	4.05	3.91	4.02	4.02	---	---	---	4.05	---	716	16,758	98,100
				December 2024	4.04	4.04	4.04	4.04	4.04	---	---	---	4.04	---	1	1	---
				March 2025	---	---	---	---	3.95	---	---	---	---	---	---	---	---
				June 2025	---	---	---	---	3.97	---	---	---	---	---	---	---	---
PPC (CR)				(Contract Size: 100 Securities, Physical Delivery)													
11.75	11.45	11.5	-2.29%	September 2024	11.67	11.75	11.51	11.56	11.56	---	---	---	11.90	---	72	230	31,260
				December 2024	---	---	---	---	11.86	---	---	---	---	---	---	---	---
				March 2025	---	---	---	---	11.92	---	---	---	---	---	---	---	---
				June 2025	---	---	---	---	11.98	---	---	---	---	---	---	---	---
QUEST HOLDINGS (CR)				(Contract Size: 100 Securities, Physical Delivery)													
5.42	5.31	5.34	-0.74%	September 2024	---	---	---	---	5.34	---	---	---	5.38	---	---	---	183
				December 2024	---	---	---	---	5.42	---	---	---	---	---	---	---	---
				March 2025	---	---	---	---	5.45	---	---	---	---	---	---	---	---
				June 2025	---	---	---	---	5.48	---	---	---	---	---	---	---	---
TERNA ENERGY (CR)				(Contract Size: 100 Securities, Physical Delivery)													
19.23	19.2	19.23	0.00%	September 2024	19.25	19.26	19.25	19.25	19.25	---	---	---	19.55	---	5	43	21,457
				December 2024	---	---	---	---	19.38	---	---	---	---	---	---	---	---
				March 2025	---	---	---	---	19.48	---	---	---	---	---	---	---	---
				June 2025	---	---	---	---	19.58	---	---	---	---	---	---	---	---
TITAN CEMENT (CB)				(Contract Size: 100 Securities, Physical Delivery)													
33	32.45	33	0.30%	September 2024	33.00	33.00	33.00	33.00	33.00	---	---	---	33.00	---	1	2	505
				December 2024	---	---	---	---	33.16	---	---	---	---	---	---	---	---
				March 2025	---	---	---	---	33.33	---	---	---	---	---	---	---	---
				June 2025	---	---	---	---	33.49	---	---	---	---	---	---	---	---
VIOHALCO SA/NV (CB)				(Contract Size: 100 Securities, Physical Delivery)													
5.92	5.85	5.91	0.51%	September 2024	5.92	5.92	5.89	5.89	5.89	---	---	---	6.50	---	14	59	4,255
				December 2024	---	---	---	---	5.96	---	---	---	6.10	---	---	---	125
				March 2025	---	---	---	---	5.96	---	---	---	---	---	---	---	---
				June 2025	---	---	---	---	5.99	---	---	---	---	---	---	---	---

Derivatives notes

Fixing prices and final open positions can be retrieved from the following path <http://www.helex.gr/el/web/guest/statistics-end-of-day-derivatives>

FTSE/Athex Large Cap

(Trade Unit: 1 Index Point x 2€ - Exercise Style: European, Cash Settlement)

Call Options														Put Options																		
August 2024							September 2024							Other Months		August 2024							September 2024							Other Months		Exercise Price
Open price	Price max	Price min	Last price	Closing price	Volume	Open Interest	Open price	Price max	Price min	Last price	Closing price	Volume	Open Interest	Volume	Open Interest	Open price	Price max	Price min	Last price	Closing price	Volume	Open Interest	Open price	Price max	Price min	Last price	Closing price	Volume	Open Interest	Volume	Open Interest	
2,450	-	-	-	-	-	-	0.00	0.00	0.00	-	1,143.00	-	-	-	-	-	-	-	-	-	-	-	0.00	0.00	0.00	-	0.01	-	-	2,450		
2,500	-	-	-	-	-	-	0.00	0.00	0.00	-	1,093.00	-	-	-	-	-	-	-	-	-	-	-	0.00	0.00	0.00	-	0.01	-	-	2,500		
2,550	-	-	-	-	-	-	0.00	0.00	0.00	-	1,044.00	-	-	-	-	-	-	-	-	-	-	-	0.00	0.00	0.00	-	0.01	-	-	2,550		
2,600	-	-	-	-	-	-	0.00	0.00	0.00	-	994.00	-	-	-	-	-	-	-	-	-	-	-	0.00	0.00	0.00	-	0.01	-	-	2,600		
2,650	-	-	-	-	-	-	0.00	0.00	0.00	-	944.00	-	-	-	-	-	-	-	-	-	-	-	0.00	0.00	0.00	-	0.01	-	-	2,650		
2,700	-	-	-	-	-	-	0.00	0.00	0.00	-	894.00	-	-	-	-	-	-	-	-	-	-	-	0.00	0.00	0.00	-	0.01	-	-	2,700		
2,750	-	-	-	-	-	-	0.00	0.00	0.00	-	844.00	-	-	-	-	-	-	-	-	-	-	-	0.00	0.00	0.00	-	0.01	-	-	2,750		
2,800	-	-	-	-	-	-	0.00	0.00	0.00	-	794.00	-	-	-	-	-	-	-	-	-	-	-	0.00	0.00	0.00	-	0.01	-	-	2,800		
2,850	-	-	-	-	-	-	0.00	0.00	0.00	-	744.00	-	-	-	-	-	-	-	-	-	-	-	0.00	0.00	0.00	-	0.02	-	-	2,850		
2,900	-	-	-	-	-	-	0.00	0.00	0.00	-	695.00	-	-	-	-	-	-	-	-	-	-	-	0.00	0.00	0.00	-	0.05	-	-	2,900		
2,950	-	-	-	-	-	-	0.00	0.00	0.00	-	645.00	-	-	-	-	-	-	-	-	-	-	-	0.00	0.00	0.00	-	0.12	-	-	2,950		
3,000	-	-	-	-	-	-	0.00	0.00	0.00	-	595.00	-	-	-	-	-	-	-	-	-	-	-	0.00	0.00	0.00	-	0.27	-	-	3,000		
3,050	-	-	-	-	-	-	0.00	0.00	0.00	-	546.00	-	-	-	-	-	-	-	-	-	-	-	0.00	0.00	0.00	-	0.59	-	-	3,050		
3,100	-	-	-	-	-	-	0.00	0.00	0.00	-	496.00	-	-	-	-	-	-	-	-	-	-	-	0.00	0.00	0.00	-	1.20	-	-	3,100		
3,150	0.00	0.00	0.00	-	447.00	-	0.00	0.00	0.00	-	448.00	-	-	-	-	-	0.00	0.00	0.00	-	0.01	-	0.00	0.00	0.00	-	2.30	-	-	3,150		
3,200	0.00	0.00	0.00	-	397.00	-	0.00	0.00	0.00	-	400.00	-	-	-	-	-	0.00	0.00	0.00	-	0.04	-	0.00	0.00	0.00	-	4.10	-	-	3,200		
3,250	0.00	0.00	0.00	-	348.00	-	0.00	0.00	0.00	-	353.00	-	-	-	-	-	0.00	0.00	0.00	-	0.15	-	0.00	0.00	0.00	-	7.10	-	-	3,250		
3,300	0.00	0.00	0.00	-	298.00	-	0.00	0.00	0.00	-	307.00	-	-	-	-	40	0.00	0.00	0.00	-	0.53	-	0.00	0.00	0.00	-	11.75	-	-	3,300		
3,350	0.00	0.00	0.00	-	249.00	-	0.00	0.00	0.00	-	264.00	-	-	-	-	8	0.00	0.00	0.00	-	1.60	-	0.00	0.00	0.00	-	18.25	-	-	3,350		
3,400	0.00	0.00	0.00	-	202.00	-	0.00	0.00	0.00	-	223.00	-	-	-	-	20	0.00	0.00	0.00	-	4.00	-	0.00	0.00	0.00	-	27.50	-	-	3,400		
3,450	0.00	0.00	0.00	-	157.00	-	0.00	0.00	0.00	-	186.00	-	-	-	-	30	0.00	0.00	0.00	-	9.20	-	0.00	0.00	0.00	-	40.00	-	-	3,450		
3,500	0.00	0.00	0.00	-	116.00	-	0.00	0.00	0.00	-	152.00	-	40	-	-	62	21.00	0.00	21.00	22.00	22.00	25	0.00	0.00	0.00	-	56.00	-	60	3,500		
3,550	0.00	0.00	0.00	-	81.50	-	0.00	0.00	0.00	-	122.00	-	40	-	-	-	0.00	0.00	0.00	-	33.75	-	0.00	0.00	0.00	-	75.50	-	20	3,550		
3,600	0.00	0.00	0.00	-	53.50	-	0.00	0.00	0.00	-	96.00	-	20	-	-	-	0.00	0.00	0.00	-	56.00	-	0.00	0.00	0.00	-	99.50	-	-	3,600		
3,650	25.00	25.00	25.00	25.00	25.00	4	147	0.00	0.00	0.00	-	74.00	-	20	-	-	0.00	25.00	0.00	-	85.00	-	0.00	0.00	0.00	-	127.00	-	-	3,650		
3,700	0.00	0.00	0.00	-	18.75	-	10	0.00	0.00	0.00	-	56.00	-	-	-	-	0.00	0.00	0.00	-	121.00	-	0.00	0.00	0.00	-	159.00	-	-	3,700		
3,750	0.00	0.00	0.00	-	9.80	-	-	0.00	0.00	0.00	-	41.50	-	-	-	-	0.00	0.00	0.00	-	162.00	-	0.00	0.00	0.00	-	194.00	-	-	3,750		
3,800	0.00	0.00	0.00	-	4.80	-	-	0.00	0.00	0.00	-	30.00	-	-	-	-	0.00	0.00	0.00	-	207.00	-	0.00	0.00	0.00	-	233.00	-	-	3,800		
3,850	0.00	0.00	0.00	-	2.10	-	-	0.00	0.00	0.00	-	21.25	-	-	-	-	0.00	0.00	0.00	-	254.00	-	0.00	0.00	0.00	-	274.00	-	-	3,850		
3,900	0.00	0.00	0.00	-	0.88	-	-	0.00	0.00	0.00	-	14.75	-	-	-	-	0.00	0.00	0.00	-	303.00	-	0.00	0.00	0.00	-	317.00	-	-	3,900		
Totals:						4	262					0	120	0	0							25	160					0	80	0	0	
Number of Trades:						1						0		0								3						0		0		

ALPHA SERVICES HOLD (CR)

(Contract Size: 100 Securities, Exercise Style: American, Physical Delivery)

Call Options														Put Options																				
August 2024							September 2024							Other Months		August 2024							September 2024							Other Months		Exercise Price		
Open price	Price max	Price min	Last price	Closing price	Volume	Open Interest	Open price	Price max	Price min	Last price	Closing price	Volume	Open Interest	Volume	Open Interest	Open price	Price max	Price min	Last price	Closing price	Volume	Open Interest	Open price	Price max	Price min	Last price	Closing price	Volume	Open Interest	Volume	Open Interest			
0.850					-	-	0.000	0.000	0.000		0.852	-	-			-	-	0.000	0.000	0.000		0.001	-	-			0.000	0.000	0.000		0.001	-	-	0.009
0.900					-	-	0.000	0.000	0.000		0.803	-	-			-	-	0.000	0.000	0.000		0.002	-	-			0.000	0.000	0.000		0.002	-	-	0.009
0.950					-	-	0.000	0.000	0.000		0.753	-	-			-	-	0.000	0.000	0.000		0.001	-	-			0.000	0.000	0.000		0.001	-	-	0.010
1.000	0.000	0.000	0.000		0.701	-	-	0.000	0.000	0.000		0.703	-	-			0.000	0.000	0.000		0.001	-	-			0.000	0.000	0.000		0.001	-	-	0.010	
1.100	0.000	0.000	0.000		0.601	-	-	0.000	0.000	0.000		0.603	-	-			0.000	0.000	0.000		0.001	-	-			0.000	0.000	0.000		0.001	-	-	0.011	
1.200	0.000	0.000	0.000		0.501	-	-	0.000	0.000	0.000		0.503	-	-			0.000	0.000	0.000		0.001	-	-			0.000	0.000	0.000		0.001	-	-	0.012	
1.300	0.000	0.000	0.000		0.401	-	-	0.000	0.000	0.000		0.404	-	-			0.000	0.000	0.000		0.001	-	-			0.000	0.000	0.000		0.001	-	-	0.013	
1.400	0.000	0.000	0.000		0.302	-	-	0.000	0.000	0.000		0.307	-	-			0.000	0.000	0.000		0.001	-	-			0.000	0.000	0.000		0.004	-	-	0.014	
1.500	0.000	0.000	0.000		0.206	-	-	0.000	0.000	0.000		0.218	-	-			0.000	0.000	0.000		0.005	-	-			0.000	0.000	0.000		0.013	-	-	0.015	
1.600	0.000	0.000	0.000		0.122	-	-	0.000	0.000	0.000		0.141	-	-			0.000	0.000	0.000		0.021	-	-			0.000	0.000	0.000		0.036	-	-	0.016	
1.700	0.000	0.000	0.000		0.060	-	-	0.000	0.000	0.000		0.082	-	-			0.000	0.000	0.000		0.059	-	-			0.000	0.000	0.000		0.077	-	-	0.017	
1.800	0.000	0.000	0.000		0.024	-	-	0.000	0.000	0.000		0.043	-	-			0.000	0.000	0.000		0.123	-	-			0.000	0.000	0.000		0.139	-	-	0.018	
1.900	0.000	0.000	0.000		0.008	-	-	0.000	0.000	0.000		0.021	-	-			0.000	0.000	0.000		0.207	-	-			0.000	0.000	0.000		0.216	-	-	0.019	
2.000	0.000	0.000	0.000		0.002	-	-	0.000	0.000	0.000		0.009	-	-			0.000	0.000	0.000		0.301	-	-			0.000	0.000	0.000		0.305	-	-	0.020	
2.200	0.000	0.000	0.000		0.001	-	-	0.000	0.000	0.000		0.001	-	-			0.000	0.000	0.000		0.500	-	-			0.000	0.000	0.000		0.500	-	-	0.022	
2.400	0.000	0.000	0.000		0.001	-	-	0.000	0.000	0.000		0.001	-	-			0.000	0.000	0.000		0.700	-	-			0.000	0.000	0.000		0.700	-	-	0.024	
2.600	0.000	0.000	0.000		0.001	-	-	0.000	0.000	0.000		0.001	-	-			0.000	0.000	0.000		0.900	-	-			0.000	0.000	0.000		0.900	-	-	0.026	
Totals:					0	0						0	0		0	0						0	0									0	0	
Number of Trades:					0							0		0		0.00							0								0			

NATIONAL BANK (CR)

(Contract Size: 100 Securities, Exercise Style: American, Physical Delivery)

Call Options														Put Options																			
August 2024							September 2024							Other Months		August 2024							September 2024							Other Months		Exercise Price	
Open price	Price max	Price min	Last price	Closing price	Volume	Open Interest	Open price	Price max	Price min	Last price	Closing price	Volume	Open Interest	Volume	Open Interest	Open price	Price max	Price min	Last price	Closing price	Volume	Open Interest	Open price	Price max	Price min	Last price	Closing price	Volume	Open Interest	Volume	Open Interest		
3.400					-	-	0.000	0.000	0.000		4.72	-	-			-	-	0.000	0.000	0.000		0.001	-	-								0.034	
3.600					-	-	0.000	0.000	0.000		4.52	-	-			-	-	0.000	0.000	0.000		0.001	-	-								0.036	
3.800					-	-	0.000	0.000	0.000		4.32	-	-			-	-	0.000	0.000	0.000		0.001	-	-								0.038	
4.000					-	-	0.000	0.000	0.000		4.12	-	-			-	-	0.000	0.000	0.000		0.001	-	-								0.040	
4.400					-	-	0.000	0.000	0.000		3.72	-	-			-	-	0.000	0.000	0.000		0.001	-	-								0.044	
4.800					-	-	0.000	0.000	0.000		3.32	-	-			-	-	0.000	0.000	0.000		0.001	-	-								0.048	
5.200					-	-	0.000	0.000	0.000		2.92	-	-			-	-	0.000	0.000	0.000		0.001	-	-								0.052	
5.600	0.000	0.000	0.000		2.51	-	-	0.000	0.000	0.000		2.53	-	-			0.000	0.000	0.000		0.001	-	-			0.000	0.000	0.000		0.001	-	-	0.056
6.000	0.000	0.000	0.000		2.12	-	-	0.000	0.000	0.000		2.13	-	-			0.000	0.000	0.000		0.001	-	-			0.000	0.000	0.000		0.001	-	-	0.060
6.400	0.000	0.000	0.000		1.72	-	-	0.000	0.000	0.000		1.73	-	-			0.000	0.000	0.000		0.002	-	-			0.000	0.000	0.000		0.007	-	-	0.064
6.800	0.000	0.000	0.000		1.32	-	-	0.000	0.000	0.000		1.35	-	-			0.000	0.000	0.000		0.001	-	-			0.000	0.000	0.000		0.025	-	-	0.068
7.200	0.000	0.000	0.000		0.921	-	-	0.000	0.000	0.000		1.00	-	-			0.000	0.000	0.000		0.005	-	-			0.000	0.000	0.000		0.073	-	-	0.072
7.600	0.000	0.000	0.000		0.553	-	-	0.000	0.000	0.000		0.696	-	-			0.000	0.000	0.000		0.037	-	-			0.000	0.000	0.000		0.165	-	-	0.076
8.000	0.000	0.000	0.000		0.264	-	-	0.000	0.000	0.000		0.453	-	-			0.000	0.000	0.000		0.147	-	-			0.000	0.000	0.000		0.322	-	-	0.080
8.400	0.000	0.000	0.000		0.093	-	-	0.000	0.000	0.000		0.271	-	-			0.000	0.000	0.000		0.376	-	-			0.000	0.000	0.000		0.540	-	-	0.084
8.800	0.000	0.000	0.000		0.024	-	-	0.000	0.000	0.000		0.154	-	-			0.000	0.000	0.000		0.709	-	-			0.000	0.000	0.000		0.823	-	-	0.088
9.200	0.000	0.000	0.000		0.004	-	-	0.000	0.000	0.000		0.080	-	-			0.000	0.000	0.000		1.09	-	-			0.000	0.000	0.000		1.15	-	-	0.092
9.600	0.000	0.000	0.000		0.001	-	-	0.000	0.000	0.000		0.038	-	-			0.000	0.000	0.000		1.49	-	-			0.000	0.000	0.000		1.51	-	-	0.096
10.000	0.000	0.000	0.000		0.006	-	-	0.000	0.000	0.000		0.017	-	-			0.000	0.000	0.000		1.89	-	-			0.000	0.000	0.000		1.90	-	-	0.100
11.000	0.000	0.000	0.000		0.001	-	-	0.000	0.000	0.000		0.002	-	-			0.000	0.000	0.000		2.89	-	-			0.000	0.000	0.000		2.89	-	-	0.110
Totals:					0	0						0	0	0								0	0									0	0
Number of Trades:					0							0	0										0.00									0	0

OPAP (CR)

(Contract Size: 100 Securities, Exercise Style: American, Physical Delivery)

Exercise Price	Call Options													Put Options																			
	August 2024						September 2024						Other Months		August 2024						September 2024						Other Months		Exercise Price				
	Open price	Price max	Price min	Last price	Closing price	Volume	Open Interest	Open price	Price max	Price min	Last price	Closing price	Volume	Open Interest	Volume	Open Interest	Open price	Price max	Price min	Last price	Closing price	Volume	Open Interest	Open price	Price max	Price min	Last price	Closing price		Volume	Open Interest	Volume	Open Interest
9.600	0.000	0.000	0.000	6.52	-	-	0.000	0.000	0.000	6.54	-	-				0.000	0.000	0.000	0.001	-	-				0.000	0.000	0.000	0.001		-	-		
10.000	0.000	0.000	0.000	6.12	-	-	0.000	0.000	0.000	6.14	-	-				0.000	0.000	0.000	0.001	-	-				0.000	0.000	0.000	0.001	-	-			0.100
11.000	0.000	0.000	0.000	5.12	-	-	0.000	0.000	0.000	5.14	-	-				0.000	0.000	0.000	0.001	-	-				0.000	0.000	0.000	0.001	-	-			0.110
12.000	0.000	0.000	0.000	4.12	-	-	0.000	0.000	0.000	4.14	-	-				0.000	0.000	0.000	0.001	-	-				0.000	0.000	0.000	0.001	-	-			0.120
13.000	0.000	0.000	0.000	3.12	-	-	0.000	0.000	0.000	3.15	-	-				0.000	0.000	0.000	0.001	-	-				0.000	0.000	0.000	0.001	-	-			0.130
14.000	0.000	0.000	0.000	2.12	-	5	0.000	0.000	0.000	2.17	-	-				0.000	0.000	0.000	0.001	-	20				0.000	0.000	0.000	0.017	-	-			0.140
15.000	0.000	0.000	0.000	1.14	-	-	0.000	0.000	0.000	1.27	-	-				0.000	0.000	0.000	0.017	-	15				0.000	0.000	0.000	0.119	-	-			0.150
16.000	0.000	0.000	0.000	0.359	-	50	0.000	0.000	0.000	0.595	-	6				0.000	0.000	0.000	0.236	-	-				0.000	0.000	0.000	0.442	-	-			0.160
17.000	0.000	0.000	0.000	0.045	-	-	0.000	0.000	0.000	0.212	-	-				0.000	0.000	0.000	0.925	-	-				0.000	0.000	0.000	1.06	-	-			0.170
18.000	0.000	0.000	0.000	0.002	-	-	0.000	0.000	0.000	0.055	-	-				0.000	0.000	0.000	1.89	-	-				0.000	0.000	0.000	1.92	-	-			0.180
19.000	0.000	0.000	0.000	0.001	-	-	0.000	0.000	0.000	0.011	-	-				0.000	0.000	0.000	2.89	-	-				0.000	0.000	0.000	2.89	-	-			0.190
20.000	0.000	0.000	0.000	0.001	-	-	0.000	0.000	0.000	0.002	-	-				0.000	0.000	0.000	3.89	-	-				0.000	0.000	0.000	3.89	-	-			0.200
22.000	0.000	0.000	0.000	0.001	-	-	0.000	0.000	0.000	0.001	-	-				0.000	0.000	0.000	5.89	-	-				0.000	0.000	0.000	5.89	-	-			0.220
24.000					-	-	0.000	0.000	0.000	0.001	-	-																					0.240
Totals:					0	55					0	6	0	0					0	35							0	3	0	0			
Number of Trades:					0						0		0						0.00								0		0				

OTE (CR)

(Contract Size: 100 Securities, Exercise Style: American, Physical Delivery)

Exercise Price	Call Options													Put Options																		
	August 2024						September 2024						Other Months		August 2024						September 2024						Other Months		Exercise Price			
	Open price	Price max	Price min	Last price	Closing price	Volume	Open Interest	Open price	Price max	Price min	Last price	Closing price	Volume	Open Interest	Volume	Open Interest	Open price	Price max	Price min	Last price	Closing price	Volume	Open Interest	Open price	Price max	Price min	Last price	Closing price		Volume	Open Interest	Volume
9.200	0.000	0.000	0.000	5.98	-	-	0.000	0.000	0.000	0.000	6.00	-	-			0.000	0.000	0.000	0.001	-	-			0.000	0.000	0.000	0.001	-		-		
9.600	0.000	0.000	0.000	5.58	-	-	0.000	0.000	0.000	0.000	5.60	-	-			0.000	0.000	0.000	0.001	-	-			0.000	0.000	0.000	0.001	-	-			0.096
10.000	0.000	0.000	0.000	5.18	-	-	0.000	0.000	0.000	0.000	5.20	-	-			0.000	0.000	0.000	0.001	-	-			0.000	0.000	0.000	0.001	-	-			0.100
11.000	0.000	0.000	0.000	4.18	-	-	0.000	0.000	0.000	0.000	4.20	-	-			0.000	0.000	0.000	0.001	-	-			0.000	0.000	0.000	0.009	-	-			0.110
12.000	0.000	0.000	0.000	3.18	-	-	0.000	0.000	0.000	0.000	3.20	-	-			0.000	0.000	0.000	0.001	-	-			0.000	0.000	0.000	0.001	-	-			0.120
13.000	0.000	0.000	0.000	2.18	-	40	0.000	0.000	0.000	0.000	2.22	-	-			0.000	0.000	0.000	0.001	-	5			0.000	0.000	0.000	0.015	-	-			0.130
14.000	0.000	0.000	0.000	1.19	-	-	0.000	0.000	0.000	0.000	1.32	-	25			0.000	0.000	0.000	0.012	-	10			0.000	0.000	0.000	0.108	-	-			0.140
15.000	0.000	0.000	0.000	0.388	-	6	0.000	0.000	0.000	0.000	0.625	-	-			0.000	0.000	0.000	0.205	-	-			0.000	0.000	0.000	0.415	-	-			0.150
16.000	0.000	0.000	0.000	0.050	-	-	0.000	0.000	0.000	0.000	0.225	-	5			0.000	0.000	0.000	0.870	-	-			0.000	0.000	0.000	1.02	-	-			0.160
17.000	0.000	0.000	0.000	0.002	-	-	0.000	0.000	0.000	0.000	0.061	-	-			0.000	0.000	0.000	1.83	-	-			0.000	0.000	0.000	1.86	-	-			0.170
18.000	0.000	0.000	0.000	0.001	-	-	0.000	0.000	0.000	0.000	0.012	-	-			0.000	0.000	0.000	2.83	-	-			0.000	0.000	0.000	2.83	-	-			0.180
19.000	0.000	0.000	0.000	0.001	-	-	0.000	0.000	0.000	0.000	0.002	-	-			0.000	0.000	0.000	3.83	-	-			0.000	0.000	0.000	3.83	-	-			0.190
20.000	0.000	0.000	0.000	0.001	-	-	0.000	0.000	0.000	0.000	0.001	-	-			0.000	0.000	0.000	4.83	-	-			0.000	0.000	0.000	4.83	-	-			0.200
Totals:					0	46						0	30	0	0					0	15						0	35	0	0		
Number of Trades:						0							0		0						0.00							0		0		

PIRAEUS FINANCIAL HOLD (CR)

(Contract Size: 100 Securities, Exercise Style: American, Physical Delivery)

Call Options														Put Options																			
August 2024							September 2024							Other Months		August 2024							September 2024							Other Months		Exercise Price	
Exercise Price	Open price	Price max	Price min	Last price	Closing price	Volume	Open Interest	Open price	Price max	Price min	Last price	Closing price	Volume	Open Interest	Volume	Open Interest	Open price	Price max	Price min	Last price	Closing price	Volume	Open Interest	Open price	Price max	Price min	Last price	Closing price	Volume	Open Interest	Volume	Open Interest	Exercise Price
1.800						-	-	0.000	0.000	0.000		2.11	-	-			-	-	0.000	0.000	0.000		0.001	-	-							0.018	
1.900						-	-	0.000	0.000	0.000		2.01	-	-			-	-	0.000	0.000	0.000		0.001	-	-							0.019	
2.000						-	-	0.000	0.000	0.000		1.91	-	-			-	-	0.000	0.000	0.000		0.001	-	-							0.020	
2.200						-	-	0.000	0.000	0.000		1.71	-	-			-	-	0.000	0.000	0.000		0.001	-	-							0.022	
2.400	0.000	0.000	0.000		1.50	-	-	0.000	0.000	0.000		1.51	-	-			0.000	0.000	0.000		0.001	-	-	0.000	0.000	0.000		0.001	-	-			0.024
2.600	0.000	0.000	0.000		1.30	-	-	0.000	0.000	0.000		1.31	-	-			0.000	0.000	0.000		0.001	-	-	0.000	0.000	0.000		0.001	-	-			0.026
2.800	0.000	0.000	0.000		1.10	-	-	0.000	0.000	0.000		1.11	-	-			0.000	0.000	0.000		0.001	-	-	0.000	0.000	0.000		0.001	-	-			0.028
3.000	0.000	0.000	0.000		0.903	-	-	0.000	0.000	0.000		0.910	-	-			0.000	0.000	0.000		0.001	-	-	0.000	0.000	0.000		0.001	-	-			0.030
3.200	0.000	0.000	0.000		0.703	-	-	0.000	0.000	0.000		0.716	-	-			0.000	0.000	0.000		0.001	-	-	0.000	0.000	0.000		0.007	-	-			0.032
3.400	0.000	0.000	0.000		0.504	-	20	0.000	0.000	0.000		0.533	-	-			0.000	0.000	0.000		0.001	-	-	0.000	0.000	0.000		0.023	-	-			0.034
3.600	0.000	0.000	0.000		0.316	-	-	0.000	0.000	0.000		0.371	-	-			0.000	0.000	0.000		0.013	-	-	0.000	0.000	0.000		0.061	-	-			0.036
3.800	0.000	0.000	0.000		0.161	-	-	0.000	0.000	0.000		0.239	-	-			0.000	0.000	0.000		0.058	-	-	0.000	0.000	0.000		0.129	-	-			0.038
4.000	0.000	0.000	0.000		0.062	-	-	0.000	0.000	0.000		0.142	-	-			0.000	0.000	0.000		0.159	-	-	0.000	0.000	0.000		0.232	-	-			0.040
4.400	0.000	0.000	0.000		0.004	-	-	0.000	0.000	0.000		0.039	-	-			0.000	0.000	0.000		0.502	-	-	0.000	0.000	0.000		0.530	-	-			0.044
4.800	0.000	0.000	0.000		0.001	-	-	0.000	0.000	0.000		0.008	-	-			0.000	0.000	0.000		0.900	-	-	0.000	0.000	0.000		0.902	-	-			0.048
5.200	0.000	0.000	0.000		0.001	-	-	0.000	0.000	0.000		0.001	-	-			0.000	0.000	0.000		1.30	-	-	0.000	0.000	0.000		1.30	-	-			0.052
5.600	0.000	0.000	0.000		0.001	-	-	0.000	0.000	0.000		0.001	-	-			0.000	0.000	0.000		1.70	-	-	0.000	0.000	0.000		1.70	-	-			0.056
6.000	0.000	0.000	0.000		0.001	-	-	0.000	0.000	0.000		0.001	-	-			0.000	0.000	0.000		2.10	-	-	0.000	0.000	0.000		2.10	-	-			0.060
6.400						-	-	0.000	0.000	0.000		0.001	-	-			-	-	0.000	0.000	0.000		2.50	-	-							0.064	
Totals:						0	20						0	0	0			0	0					0	0					0	0		
Number of Trades:						0							0	0			0.00						0					0					

PPC (CR)

(Contract Size: 100 Securities, Exercise Style: American, Physical Delivery)

Call Options														Put Options																		
August 2024							September 2024							Other Months		August 2024							September 2024							Other Months		Exercise Price
Open price	Price max	Price min	Last price	Closing price	Volume	Open Interest	Open price	Price max	Price min	Last price	Closing price	Volume	Open Interest	Volume	Open Interest	Open price	Price max	Price min	Last price	Closing price	Volume	Open Interest	Open price	Price max	Price min	Last price	Closing price	Volume	Open Interest	Volume	Open Interest	
6.800					-	-	0.000	0.000	0.000		4.99	-	-			-	-	0.000	0.000	0.000		0.001	-	-								0.068
7.200					-	-	0.000	0.000	0.000		4.59	-	-			-	-	0.000	0.000	0.000		0.001	-	-								0.072
7.600					-	-	0.000	0.000	0.000		4.19	-	-			-	-	0.000	0.000	0.000		0.001	-	-								0.076
8.000					-	-	0.000	0.000	0.000		3.79	-	-			-	-	0.000	0.000	0.000		0.001	-	-								0.080
8.400	0.000	0.000	0.000		3.38	-	-	0.000	0.000	0.000		3.39	-	-		0.000	0.000	0.000		0.001	-	-		0.000	0.000	0.000		0.001	-	-		0.084
8.800	0.000	0.000	0.000		2.98	-	-	0.000	0.000	0.000		3.00	-	-		0.000	0.000	0.000		0.001	-	-		0.000	0.000	0.000		0.001	-	-		0.088
9.200	0.000	0.000	0.000		2.58	-	-	0.000	0.000	0.000		2.60	-	-		0.000	0.000	0.000		0.001	-	-		0.000	0.000	0.000		0.004	-	-		0.092
9.600	0.000	0.000	0.000		2.18	-	-	0.000	0.000	0.000		2.21	-	-		0.000	0.000	0.000		0.001	-	-		0.000	0.000	0.000		0.012	-	-		0.096
10.000	0.000	0.000	0.000		1.78	-	-	0.000	0.000	0.000		1.83	-	-		0.000	0.000	0.000		0.002	-	-		0.000	0.000	0.000		0.032	-	-		0.100
11.000	0.000	0.000	0.000		0.818	-	55	1.00	1.00	1.00	1.00	1.00	50	5		0.000	0.000	0.000		0.039	-	5		0.000	0.000	0.000		0.190	-	-		0.110
12.000	0.000	0.000	0.000		0.181	-	4	0.000	0.000	0.000		0.421	-	-		0.000	0.000	0.000		0.401	-	2		0.000	0.000	0.000		0.620	-	-		0.120
13.000	0.000	0.000	0.000		0.013	-	-	0.000	0.000	0.000		0.135	-	-		0.000	0.000	0.000		1.24	-	-		0.000	0.000	0.000		1.34	-	-		0.130
14.000	0.000	0.000	0.000		0.001	-	-	0.000	0.000	0.000		0.033	-	-		0.000	0.000	0.000		2.23	-	-		0.000	0.000	0.000		2.24	-	-		0.140
15.000	0.000	0.000	0.000		0.001	-	-	0.000	0.000	0.000		0.006	-	-		0.000	0.000	0.000		3.23	-	-		0.000	0.000	0.000		3.23	-	-		0.150
16.000	0.000	0.000	0.000		0.001	-	-	0.000	0.000	0.000		0.001	-	-		0.000	0.000	0.000		4.23	-	-		0.000	0.000	0.000		4.23	-	-		0.160
17.000	0.000	0.000	0.000		0.001	-	-	0.000	0.000	0.000		0.001	-	-		0.000	0.000	0.000		5.23	-	-		0.000	0.000	0.000		5.23	-	-		0.170
18.000					-	-	0.000	0.000	0.000		0.001	-	-			-	-	0.000	0.000	0.000		6.23	-	-								0.180
Totals:					0	59						50	5	0	0						0	7							0	5	0	0
Number of Trades:					0							1		0								0.00							0		0	

Lending Products	Underlying Title	Open Interest[5]	Multilateral Transactions[1]				Bilateral Transactions[2]		Stock Borrowing through OTC (volume)[3]
			Volume(Offered)	Average Weighted	Transactions volume	Average Weighted	Transactions Volume	Average Weighted	Transactions Volume
ADMIEBOR	ADMIE (IPTO) HOLDING S.A. (CR)	---	---	---	---	---	3,200	0.01%	249,440
AEGNBOR	AEGEAN AIRLINES (CR)	---	---	---	---	---	---	---	346,894
AETFBOR	ALPHA ETF FTSE Athex Large Cap	---	---	---	---	---	---	---	---
ALPHABOR	ALPHA SERVICES HOLD (CR)	10,000	---	---	---	---	---	---	64,122,035
AIABOR	ATHENS INTL AIRPORT (CR)	---	---	---	---	---	---	---	189,122
ACAGBOR	AUSTRIACARD (CB)	---	---	---	---	---	---	---	---
OTOELBOR	AUTOHELLAS SA (CR)	1,500	---	---	---	---	---	---	77,689
AVAXBOR	AVAX S.A. (CR)	---	---	---	---	---	---	---	---
EEEBOR	CC HBC AG (CR)	17,655	---	---	3,266	5.19%	---	---	77,221
CENERBOR	CENERGY HOLDINGS (CB)	---	---	---	---	---	---	---	7,679
DIMANDBOR	DIMAND (CR)	---	---	---	---	---	---	---	87,077
ELLAKTORBOR	ELLAKTOR (CR)	2,681	---	---	---	---	---	---	156,221
ELHABOR	ELVALHALCOR (CR)	788	---	---	---	---	---	---	202,460
EPSILBOR	EPSILON NET (CR)	---	---	---	---	---	---	---	8,000
EUROBBOR	EUROBANK HOLDINGS (CR)	112,000	---	---	150,000	5.58%	---	---	35,713,587
EYDAPBOR	EYDAP S.A. (CR)	845	---	---	---	---	---	---	203,258
FOYRKBOR	FOURLIS (CR)	230	---	---	---	---	---	---	43,970
GEKTERNABOR	GEK TERNA (CR)	---	---	---	---	---	---	---	4,698
SARBOR	GR. SARANTIS S.A. (CR)	4,357	---	---	116	4.94%	---	---	16,411
EXAEBOR	HELLENIC EXCHANGES-A.S.E. (CR)	---	---	---	---	---	---	---	152,047
ELPEBOR	HELLENIQ ENERGY (CR)	---	---	---	---	---	---	---	1,012,897
INTEKBOR	IDEAL HOLDINGS (CR)	---	---	---	---	---	---	---	14,800
INTRKBOR	INTRACOM HOLDINGS (CR)	---	---	---	---	---	---	---	2,700
INKATBOR	INTRAKAT (CR)	---	---	---	---	---	---	---	504,169
INLOTBOR	INTRALOT (CR)	---	---	---	---	---	---	---	322,055
BELABOR	JUMBO SA (CR)	---	---	---	---	---	---	---	205,735
KRIBOR	KRI-KRI S.A. (CR)	---	---	---	---	---	---	---	140
LAMDABOR	LAMDA DEVELOPMENT SA (CR)	3,749	---	---	---	---	---	---	223,277
LAVIBOR	LAVIPHARM SA (CR)	---	---	---	---	---	---	---	---
MYTILBOR	METLEN ENERGY & METALS (CR)	1,000	---	---	---	---	---	---	161,599
MIGBOR	MIG (CR)	541	---	---	---	---	---	---	40,179

Stock Lending Notes

[1] - Multilateral contracts Lending or Borrowing as per Methods 8-1, 8-2 and 8-3-3 (According to ATHEX BoD Resolution No.17)

[2] - Bilateral Contracts Lending or Borrowing as per Methods 8-3-1 and 8-3-2 & Contracts as per Method 4 (According to ATHEX BoD Resolution No.20)

[3] - The information concerning OTC Stock Borrowing Transactions is based on the statements of the Dematerialised Securities System (DSS) operators involved and refers to volumes that have been registered up until the previous working day.

[4] - Average Price (Volume weighted)

[5] - The Data concerning Open Interest before the start of trading session

Lending Products	Underlying Title	Open Interest[5]	Multilateral Transactions[1]				Bilateral Transactions[2]		Stock Borrowing through OTC (volume)[3]	
			Volume(Offered)	Average Weighted	Transactions volume	Average Weighted	Transactions Volume	Average Weighted	Transactions Volume	
MOHBOR	MOTOR OIL (CR)	1,000	---	---	---	---	---	---	1,155,923	
ETEBOR	NATIONAL BANK (CR)	53,000	---	---	---	---	---	---	11,653,127	
OPAPBOR	OPAP (CR)	2,000	---	---	---	---	20,000	0.01%	1,770,716	
OPTIMABOR	OPTIMA BANK (CR)	6,700	---	---	---	---	---	---	1,254,408	
HTOBOR	OTE (CR)	---	---	---	---	---	---	---	1,625,328	
PPABOR	P.P.A. S.A. (CR)	1,000	---	---	---	---	---	---	70,722	
TPEIRBOR	PIRAEUS FINANCIAL HOLD (CR)	5,000	---	---	---	---	---	---	13,503,317	
PPCBOR	PPC (CR)	2,000	---	---	---	---	---	---	1,468,344	
PROFBOR	PROFILE SA (CR)	---	---	---	---	---	---	---	9,661	
QUESTBOR	QUEST HOLDINGS (CR)	391	---	---	---	---	---	---	14,692	
OLYMPBOR	TECHNICAL OLYMPIC SA (CR)	---	---	---	---	---	---	---	---	
TENERGYBOR	TERNA ENERGY (CR)	---	---	---	---	---	---	---	565,717	
EYAPSBOR	THESSALONIKA WATER & SEWERAGE	---	---	---	---	---	---	---	---	
PLATBOR	THRACE PLASTICS SA (CR)	1,500	---	---	---	---	---	---	16,596	
TITCBOR	TITAN CEMENT (CB)	---	---	---	---	---	---	---	205,166	
VIOBOR	VIOHALCO SA/NV (CB)	744	---	---	---	---	---	---	---	

Stock Lending Notes

[1] - Multilateral contracts Lending or Borrowing as per Methods 8-1, 8-2 and 8-3-3 (According to ATHEX BoD Resolution No.17)

[2] - Bilateral Contracts Lending or Borrowing as per Methods 8-3-1 and 8-3-2 & Contracts as per Method 4 (According to ATHEX BoD Resolution No.20)

[3] - The information concerning OTC Stock Borrowing Transactions is based on the statements of the Dematerialised Securities System (DSS) operators involved and refers to volumes that have been registered up until the previous working day.

[4] - Average Price (Volume weighted)

[5] - The Data concerning Open Interest before the start of trading session

Sectors codification for listed companies

12003-	ETF	10101010	Computer Services
10101015	Software	10102030	Computer Hardware
15101010	Telecommunications Equipment	15102015	Telecommunications Services
20101010	Health Care Facilities	20101025	Health Care Services
20102010	Medical Equipment	20103015	Pharmaceuticals
30101010	Banks	30202000	Diversified Financial Services
30202010	Asset Managers & Custodians	30202015	Investment Services
30204000	Closed End Investments	30302010	Full Line Insurance
30302015	Insurance Brokers	30302025	Property and Casualty Insurance
35101010	Real Estate Holding and Development	35101015	Real Estate Services
35102000	Diversified REITs	35102030	Office REITs
35102045	Retail REITs.	40201040	Rental & Leasing Services: Consumer
40202010	Home Construction	40202015	Household Furnishings
40202020	Household Appliance	40203040	Electronic Entertainment
40204020	Clothing & Accessories	40301010	Entertainment
40301030	Publishing	40301035	Radio & TV Broadcasters
40401010	Diversified Retailers	40401020	Apparel Retailers
40401025	Home Improvement Retailers	40401030	Specialty Retailers
40501010	Airlines	40501015	Travel & Tourism
40501020	Casinos & Gambling	40501025	Hotels & Motels
45101015	Distillers & Vintners	45101020	Soft Drinks
45102010	Farming Fishing Ranching & Plantations	45102020	Food Products
45103010	Tobacco	45201010	Food Retailers & Wholesalers
45201020	Personal Products	50101010	Construction
50101020	Building Roof/Wallboard and Plumbing	50101030	Cement
50101035	Building Materials: Other	50202010	Electrical Components
50203015	Plastics	50203030	Containers & Packaging
50204000	Machinery: Industrial	50204020	Machinery: Construction & Handling
50205010	Industrial Suppliers	50205020	Back Office Support HR & Consulting
50205030	Forms & Bulk Printing Services	50206015	Commercial Vehicles & Parts
50206030	Marine Transportation	50206060	Transportation Services
55101000	Diversified Materials	55101020	Textile Products
55102000	General Mining	55102010	Iron & Steel
55102015	Metal Fabricating	55102035	Aluminum
60101020	Oil Refining and Marketing	65101010	Alternative Electricity
65101015	Conventional Electricity	65102000	Multi-Utilities
65102030	Water		



ATHEX
Athens Stock Exchange

Λεωφ. Αθηνών 110 104 42 Αθήνα
110, Athinon Ave. GR 104 42 Athens
tel. (+30)210-33.66.800, fax (+30)210-33.66.101
www.athexgroup.gr