

# 24

## Εναλλακτική Αγορά Ημερήσιο Δελτίο Συναλλακτικής Δραστηριότητας

Alternative Market  
Daily Official List of Trading Activity

Friday, 16 August, 2024  
Year: 17 Trading Day No: 154



**ATHEX**  
Athens Stock Exchange

**Disclaimer:**

Hellenic Exchanges – Athens Stock Exchange S.A. (HELEX), endeavors to ensure that the data and other material ("Information") presented on the Daily Official List of the Alternative Market (ena) are accurate and complete, but it is not liable for any errors or omissions of data or /and for the accuracy, credibility, updating and completeness of the aforesaid information nor it has any liability arising directly or indirectly from the use of the above Information.

All contents of the Daily Official List of the Alternative Market (ENA) are provided only for information purposes and do not constitute investment advice or solicitation to invest in securities or other products listed for trading on HELEX.

You acknowledge and agree that HELEX is the owner of any property rights related to any Information appearing on the Daily Official List of the Alternative Market (ENA) including intellectual property rights copyright, trademarks, etc.

The above data are a property of the Hellenic Exchanges – Athens Stock Exchange S.A. and are copyright protected. Users are forbidden to reproduce, modify, copy, sale, transmit or redistribute, by all reproduction means and methods, part or the whole of the above data, without reference to their source.

---

**Hellenic Exchanges - Athens Stock Exchange S.A.**

110 Athinon Ave., 10442 Athens, Tel: (210) 33.66.800, Fax: (210) 32.13.938

[www.athexgroup.gr](http://www.athexgroup.gr)

---

**Thessalonica Stock Exchange Center (T.S.E.C)**

16-18 Katouni Str., Thessalonica 546 25 Tel: (2310) 567.667, Fax: (2310) 530.545

---

**Athex Members Guarantee Fund**

14-16 Fidiou Str., Athens 106 78, Tel: (210) 33.04.682, Fax: (210) 33.04.155

---

**Hellenic Republic Capital Market Commission**

1 Kolokotroni Str. & 1 Stadiou Str., Athens 10562 Tel: (210) 33.77.100 Fax: (210) 33.77.173

## Table of Contents

---

### Section 1: Trading Session Statistical Data

Summary of Market

Athex Indices

Analytic Figures for Athex Market's Boards and Categories

### Section 2: Shares Transactions Data

Shares Transactions Data

Shares' Notes

### Section 3: Shares Other Transactions Data

Blocks Data

Rights Data

### Section 4: Bonds Transactions Data

Non Convertible Corporate Bonds - Alternative Market

Section codification follows the corresponding from the Greek version of Daily Official List for reference purposes.

---

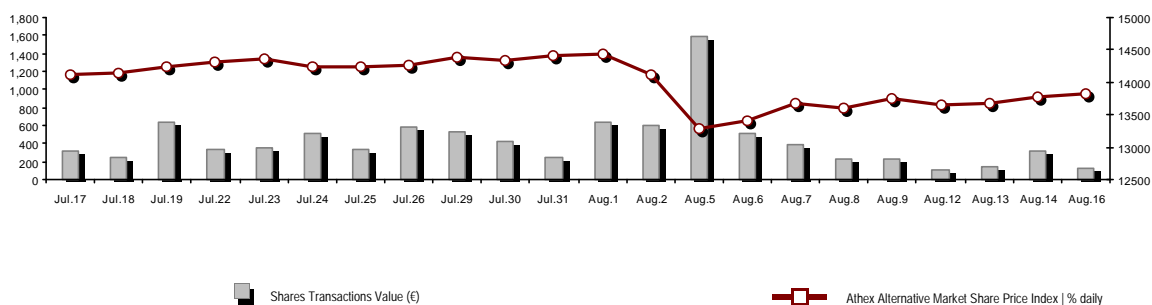
Hellenic Exchanges - Athens Stock Exchange S.A.

Sales & Business Development Division

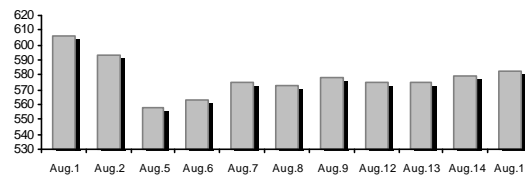
---

Summary of Market

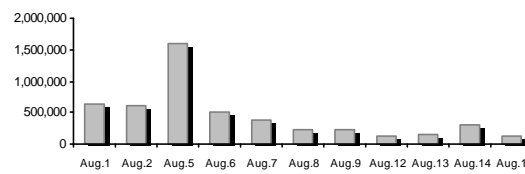
Athex Alternative Market Share Price Index vs Shares Transactions Value



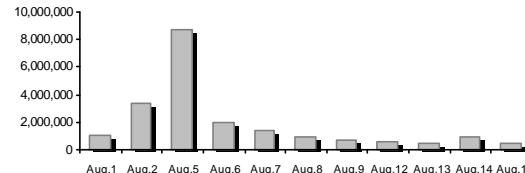
Total Transactions Value (€):	122,221.64	Athex Capitalisation (€)	
Athex Capitalisation (€):	581,978,203.58		
Daily change: €   %	2,460,638.02	0.42%	
Yearly Avg Capitalisation: €   % chng prev year Avg	618,429,989.09	50.53%	
Athex Alternative Market Share Price Index   % daily chng	13,830.35	0.42%	
Athex Alternative Market Share Price Index Capitalisation (€)	581,978,203.58		
Daily change (€)	2,460,638.02		



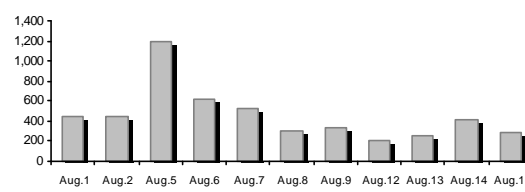
Shares Transactions Value (€)	122,221.64	Value of Transactions (€)	
Daily change: €   %	-188,858.30	-60.71%	
YTD Avg Trans. Value: €   % chng prev year Avg	1,108,058.99	105.75%	
Blocks of Shares Transactions Value (€)	0.00		
Bonds Transactions Value (thou. €)	3.99		



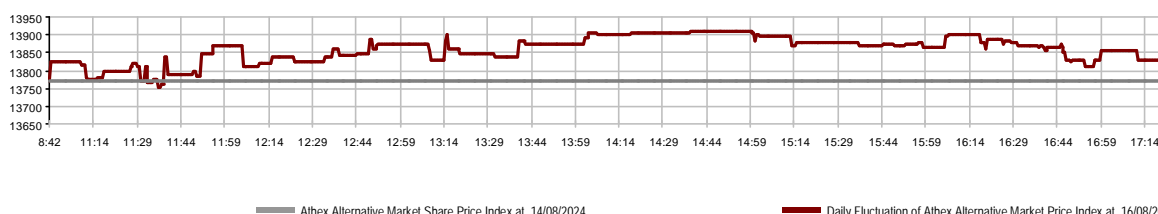
Shares Transactions Volume (pieces)	490,116.00	Volume of Transactions	
Daily change: pieces   %	-462,355.00	-48.54%	
YTD Avg Volume: pieces   % chng prev year Avg	4,765,571.25	36.62%	
Blocks of Shares Transactions Volume (pieces)	0.00		
Bonds Transactions Volume	4,000		



Shares Trades Number	286	Number of Trades	
Daily change: number   %	-134	-31.90%	
YTD Avg Derivatives Trades number   % chng prev year Avg	1,003	48.24%	
Number of Blocks of Shares	0		
Number of Bonds Transactions	2		



Daily Fluctuation of Athex Alternative Market Price Index



### Athex Indices

Index name	16/08/2024	14/08/2024	pts.	%	Min	Max	Year min	Year max	Year change
ATHEX Alternative Market Price Index	13,830.35 #	13,771.87	58.48	0.42%	13,753.40	13,909.33	9,352.11	15,217.49	47.88% #

### Analytic Figures for Athex Market's Boards and Categories

		Total Traded Shares
Totals		8
	Gain / Lose / Same:	6 / 2 / 0
Athex Capitalisation (€)		581,978,203.58
Daily Average Transactions Value (€)		1,108,058.99
Shares Transactions Value (€)		122,221.64
	Main Board:	122,221.64
	Blocks Board:	0.00
	Forced Sales Board:	0.00
	Special Terms Board:	0.00
Daily Average Transactions Volume		4,765,571
Transactions Volume		490,116
	Main Board:	490,116
	Blocks Board:	0
	Forced Sales Board:	0
	Special Terms Board:	0
Daily Average Number of Trades		1,003
Number of Trades		286
	Main Board:	286
	Blocks Board:	0
	Forced Sales Board:	0
	Special Terms Board:	0

### Trading Details by Sector

Code	Sectors	Gain / Lose / Same	Number of Trades	Transactions Volume	Transactions Value	% of Total Trans. Value
3020	- Financial Services	3 / 1 / 0	186	465,313	93,444.30	76.45%
4510	- Food Beverage & Tobacco	0 / 1 / 0	5	2,270	3,068.80	2.51%
2010	- Health Care	0 / 0 / 0	---	---	---	---
5020	- Industrial Goods & Services	1 / 0 / 0	55	14,560	5,699.38	4.66%
4040	- Retail	0 / 0 / 0	---	---	---	---
1010	- Technology	2 / 0 / 0	40	7,973	20,009.16	16.37%

Top 10 best & worst performing Shares

With positive Price change	Closing price	change	With negative Price change	Closing price	change
SOFTWeb (CR)	1.77	2.91% #	MEDITERRA (CR)	1.35	-5.59% Ⓔ
FOODLINK S.A. (CR)	0.395	2.87% #	CAIRO MEZZ (CR)	0.399	-0.25% Ⓔ
GALAXY COSMOS MEZZ (CR)	0.688	1.48% #			
REAL CONSULTING (CR)	3.64	1.39% #			
SUNRISEMEZZ (CR)	0.321	0.94% #			
PHOENIX VEGA (CR)	0.082	0.24% #			

With the highest Transactions Value	Value (thou. €)	change	With the highest Transactions Volume	Volume	change
GALAXY COSMOS MEZZ (CR)	39.96	1.48% #	PHOENIX VEGA (CR)	338,554	0.24% #
PHOENIX VEGA (CR)	27.78	0.24% #	GALAXY COSMOS MEZZ (CR)	58,600	1.48% #
CAIRO MEZZ (CR)	18.92	-0.25% Ⓔ	CAIRO MEZZ (CR)	47,070	-0.25% Ⓔ
REAL CONSULTING (CR)	11.65	1.39% #	SUNRISEMEZZ (CR)	21,089	0.94% #
SOFTWeb (CR)	8.36	2.91% #	FOODLINK S.A. (CR)	14,560	2.87% #
SUNRISEMEZZ (CR)	6.77	0.94% #	SOFTWeb (CR)	4,722	2.91% #
FOODLINK S.A. (CR)	5.70	2.87% #	REAL CONSULTING (CR)	3,251	1.39% #
MEDITERRA (CR)	3.07	-5.59% Ⓔ	MEDITERRA (CR)	2,270	-5.59% Ⓔ

Number of Listed Shares	Nominal Value	Dividends [1]			Date of Last Coupon		Note	Shares	Closing price	% change	Previous closing price/date	Open price	Price min	Price max	Last price	Avg price	Last Bid [7]	Last Ask [7]	P/E after tax	Year	Volume	Trades	Transactions Value	Company Mkt Value (€) [3,5]	Year low	Year high	Sector[ 4]			
		2021	2022	2023	Dividend [2]	Right																								
309,096,827	0.100	---	---	---	29/09/2020	---	CAIRO MEZZ (CR)	0.399	-0.25	€	0.400	14/08/2024	0.405	0.396	0.407	0.399	0.402	2827@0.397	2495@0.401	1.00	2023	47,070	49	18,924.92	123,329.630.160	0.470	30202010			
12,481,290	0.040	---	---	---	19/08/2008	14/06/2024	---	DOPPLER (CR)	0.715	---	↘	0.715	08/08/2024	---	---	---	---	560@0.645	500@0.700	---	---	---	---	---	8,924.120.568	1.33	50204000			
3,120,000	0.100	---	---	---	10/08/2023	---	---	DOTSOFT (CR)	13.10	---	↘	13.10	09/08/2024	---	---	---	---	200@13.10	---	---	---	---	---	---	40,872.00	4.24	13.10	10101010		
14,791,000	0.360	---	---	---	05/05/2010	12/05/2008	---	EUROXX (CR)	4.20	---	↘	4.20	12/07/2024	---	---	---	---	---	---	16.80	2023	---	---	---	---	62,122.20	4.00	4.20	30202015	
33,352,551	0.100	---	---	---	12/06/2012	25/08/2023	---	FOODLINK S.A. (CR)	0.395	2.87	P	0.384	14/08/2024	0.386	0.371	0.398	0.398	0.391	500@0.376	8000@0.376	---	---	14,560	55	5,699.38	13,174.260.367	0.590	50205010		
86,941,164	0.164	---	---	---	14/12/2023	---	---	GALAXY COSMOS MEZZ (CR)	0.688	1.48	P	0.678	14/08/2024	0.678	0.678	0.689	0.688	0.682	1855@0.682	8784@0.687	11.05	2023	58,600	63	39,962.49	59,815.520.482	0.890	30202010		
11,917,870	0.240	---	---	---	07/07/2023	---	---	MED S.A. (CR)	0.830	---	↘	0.830	13/08/2024	---	---	---	---	---	450@0.770	992@0.830	---	---	---	---	---	9,891.830.725	1.23	40401020		
7,300,000	0.500	---	0.0387	---	03/07/2023	28/02/2008	---	MEDITERRA (CR)	1.35	-5.59	€	1.43	12/08/2024	1.37	1.35	1.39	1.35	1.35	250@1.31	100@1.41	25.66	2023	2,270	5	3,068.80	9,855.00	1.22	1.74	45102020	
3,333,500	0.300	---	---	---	13/07/2020	09/12/2008	---	OPTRONICS TECHNOLOGIES (CR)	1.48	---	↘	1.48	05/08/2024	---	---	---	---	---	---	750@1.59	23.17	2023	---	---	---	---	4,933.58	1.25	1.86	10102015
1,250,367,229	0.021	---	---	---	29/11/2023	---	---	PHOENIX VEGA (CR)	0.082	0.24	P	0.082	14/08/2024	0.082	0.081	0.084	0.083	0.082	55000@0.081	4500@0.083	9.16	2023	338,554	57	27,784.00	102,530.110.045	0.106	30202010		
21,500,000	0.400	0.03	0.03	---	14/09/2023	06/08/2021	---	REAL CONSULTING (CR)	3.64	1.39	P	3.59	14/08/2024	3.57	3.50	3.65	3.64	3.59	195@3.56	544@3.64	---	---	3,251	23	11,653.77	78,260.00	2.55	4.32	10101010	
5,130,000	0.120	---	---	---	23/07/2024	---	---	SOFTWeb (CR)	1.77	2.91	P	1.72	14/08/2024	1.80	1.75	1.80	1.79	1.77	775@1.74	458@1.78	---	---	4,722	17	8,355.39	9,080.100.900	2.68	10101015		
178,623,895	0.081	---	---	---	29/11/2023	---	---	SUNRISEMEZZ (CR)	0.321	0.94	P	0.318	14/08/2024	0.320	0.318	0.324	0.320	0.321	4271@0.320	6500@0.323	14.53	2023	21,089	17	6,772.89	57,338.270.210	0.399	30202010		
857,210	1.05	---	---	---	08/06/2010	12/03/2010	---	VIDAVO (CR)	2.16	---	↘	2.16	19/07/2024	---	---	---	---	---	---	350@2.36	14.94	2023	---	---	---	---	1,851.57	2.00	2.74	20101025



---

**Shares' Notes**

---

Code	Note text
( )	- Adjusted dividends.
*	- Last adjusted closing price.
[1]	- Net dividends.
[2]	- The "Date of Last Coupon" for New listings refers to the date company's stocks started to trade in Athex
[3]	- The Company Market Value is referred to the number of listed shares
[4]	- Sectors codification can be found in Appendix A
[5]	- The Market Value refers to the total number of shares listed (including their several classes) in the exchange by the company.
[6]	- P/E greater than 100
[7]	- Last view of the Order Book before the end of the trading session

---

---

## Blocks Data

---

Stocks	Block Volume	Price	Block Trade Value	Time of approval	Note
--------	--------------	-------	-------------------	------------------	------

---

No Blocks Transactions.

---

---

## Blocks Notes

---

2 - SPOT 1 or SPOT 2 Packet	11 - Total Assets > 500 bil
3 - Block with Short Selling	12 - Sell Offer through Athex
4 - Buy to Close Block	13 - Forced Sale of NMOE
6 - Simultaneous Constitution	14 - Restoration Packet
7 - Repurchase Agreement	15 - Market Maker Packet
8 - Dispersion's Achievement (Not Listed)	16 - Short Selling
9 - Dispersion's Achievement (Listed)	18 - SPOT 1 Packet
10 - Share Capital Majority of Greek State (> 50 bil)	20 - Method 6-1 Packet

**Rights Data**

Occured date	Exercise from	Exercise until	Trading until	Rights	Price min	Price max	Closing price	Last Bid	Last Ask	Volume	Trades	Transactions Value
--------------	---------------	----------------	---------------	--------	-----------	-----------	---------------	----------	----------	--------	--------	--------------------

No Rights Transactions.

**Non Convertible Corporate Bonds - Alternative Market**

Num Listed Bonds	Nominal price	Issue price	Today's Rate	Exp. Date	Duration (years)	Note	Coupon attached		Trading	Non Convertible Corporate Bonds -	Accrued Int.	Yield.T.Mat	Price min	Price max	Closing price	Previous closing price/date	Volume	Transactions Value	Last order		Year min	Year max		
							Common	Preferred											Price	Buy / Sell			Date	
4,075	1,000.00	1,000.00	4.50	22/12/2026	5	---	6	---	1	R ENERGY 1 S.A. (Non Convertible)	7.0000	4.3860	99.1000	99.1001	99.1001	99.1000	12/08/2024	4,000	3,992.00	99.1000	B	16/08/2024	98.0000	99.9000
6,500	506.00	1,000.00	5.50	22/12/2024	7	---	14	---	1	DELTA TECHNIKH S.A. (Non Convertible)	4.3291	4.0110	---	---	---	100.0000	14/08/2024	---	---	99.0405	B	16/08/2024	97.7978	100.0000

**Corporate Bonds Notes**

Transactions Volume = (Pieces) \* (Nominal Price). Transactions Value = (Pieces) \* (Nominal Price) \* (price %) + (Accrued interest).

The price of a Bond is stated as a percentage (%) of Bond's Nominal Price.

Nominal Price in Euros (€), except if it is noted differently.



**ATHEX**  
Athens Stock Exchange

Λεωφ. Αθηνών 110 104 42 Αθήνα  
110, Athinon Ave. GR 104 42 Athens  
tel. (+30)210-33.66.800, fax (+30)210-33.66.101  
[www.athexgroup.gr](http://www.athexgroup.gr)