

24

Εναλλακτική Αγορά Ημερήσιο Δελτίο Συναλλακτικής Δραστηριότητας

Alternative Market
Daily Official List of Trading Activity

Tuesday, 13 August, 2024
Year: 17 Trading Day No: 152



ATHEX
Athens Stock Exchange

Disclaimer:

Hellenic Exchanges – Athens Stock Exchange S.A. (HELEX), endeavors to ensure that the data and other material ("Information") presented on the Daily Official List of the Alternative Market (ena) are accurate and complete, but it is not liable for any errors or omissions of data or /and for the accuracy, credibility, updating and completeness of the aforesaid information nor it has any liability arising directly or indirectly from the use of the above Information.

All contents of the Daily Official List of the Alternative Market (ENA) are provided only for information purposes and do not constitute investment advice or solicitation to invest in securities or other products listed for trading on HELEX.

You acknowledge and agree that HELEX is the owner of any property rights related to any Information appearing on the Daily Official List of the Alternative Market (ENA) including intellectual property rights copyright, trademarks, etc.

The above data are a property of the Hellenic Exchanges – Athens Stock Exchange S.A. and are copyright protected. Users are forbidden to reproduce, modify, copy, sale, transmit or redistribute, by all reproduction means and methods, part or the whole of the above data, without reference to their source.

Hellenic Exchanges - Athens Stock Exchange S.A.

110 Athinon Ave., 10442 Athens, Tel: (210) 33.66.800, Fax: (210) 32.13.938

www.athexgroup.gr

Thessalonica Stock Exchange Center (T.S.E.C)

16-18 Katouni Str., Thessalonica 546 25 Tel: (2310) 567.667, Fax: (2310) 530.545

Athex Members Guarantee Fund

14-16 Fidiou Str., Athens 106 78, Tel: (210) 33.04.682, Fax: (210) 33.04.155

Hellenic Republic Capital Market Commission

1 Kolokotroni Str. & 1 Stadiou Str., Athens 10562 Tel: (210) 33.77.100 Fax: (210) 33.77.173

Table of Contents

Section 1: Trading Session Statistical Data

Summary of Market

Athex Indices

Analytic Figures for Athex Market's Boards and Categories

Section 2: Shares Transactions Data

Shares Transactions Data

Shares' Notes

Section 3: Shares Other Transactions Data

Blocks Data

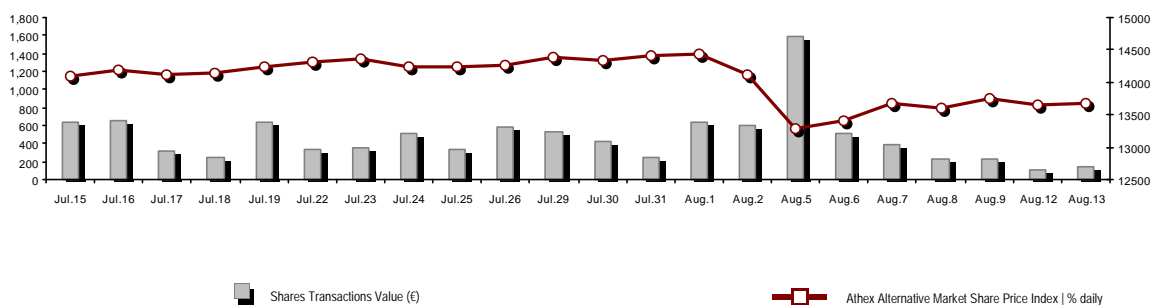
Rights Data

Section 4: Bonds Transactions Data

Non Convertible Corporate Bonds - Alternative Market

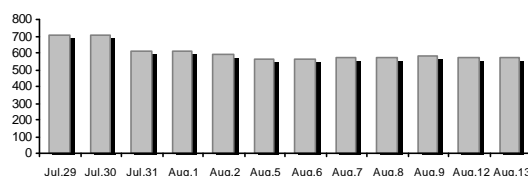
Summary of Market

Athex Alternative Market Share Price Index vs Shares Transactions Value



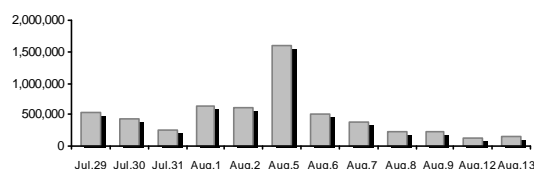
Total Transactions Value (€):	146,236.05
Athex Capitalisation (€):	575,499,534.24
Daily change: € %	631,206.04 0.11%
Yearly Avg Capitalisation: € % chng prev year Avg	618,925,806.26 48.85%
Athex Alternative Market Share Price Index % daily chng	13,676.39 0.11%
Athex Alternative Market Share Price Index Capitalisation (€)	575,499,534.24
Daily change (€)	631,206.04

Athex Capitalisation (€)



Shares Transactions Value (€)	146,236.05
Daily change: € %	31,811.99 27.80%
YTD Avg Trans. Value: € % chng prev year Avg	1,119,788.04 107.93%
Blocks of Shares Transactions Value (€)	0.00

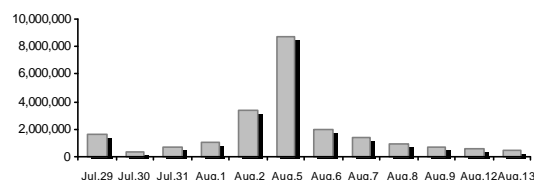
Value of Transactions (€)



Bonds Transactions Value (thou. €)	0.00
------------------------------------	------

Shares Transactions Volume (pieces)	444,024.00
Daily change: pieces %	-103,826.00 -18.95%
YTD Avg Volume: pieces % chng prev year Avg	4,818,785.43 38.15%
Blocks of Shares Transactions Volume (pieces)	0.00

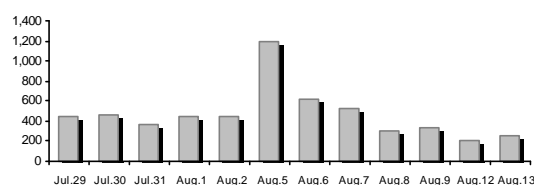
Volume of Transactions



Bonds Transactions Volume	0
---------------------------	---

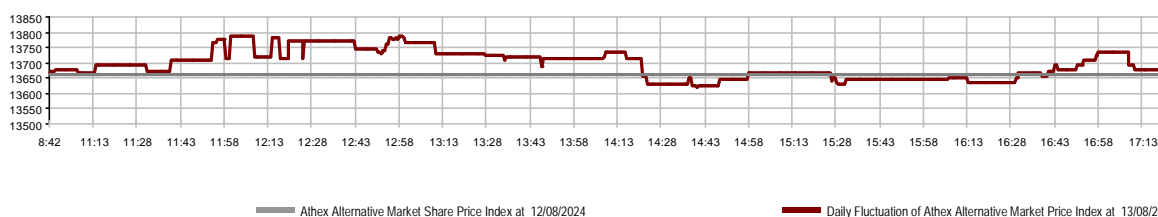
Shares Trades Number	256
Daily change: number %	42 19.63%
YTD Avg Derivatives Trades number % chng prev year Avg	1,012 49.51%
Number of Blocks of Shares	0

Number of Trades



Number of Bonds Transactions	0
------------------------------	---

Daily Fluctuation of Athex Alternative Market Price Index



Athex Indices

Index name	13/08/2024	12/08/2024	pts.	%	Min	Max	Year min	Year max	Year change
ATHEX Alternative Market Price Index	13,676.39 #	13,661.46	14.93	0.11%	13,617.74	13,788.31	9,352.11	15,217.49	46.24% #

Analytic Figures for Athex Market's Boards and Categories

		Total Traded Shares
Totals		8
	Gain / Lose / Same:	5 / 3 / 0
Athex Capitalisation (€)		575,499,534.24
Daily Average Transactions Value (€)		1,119,788.04
Shares Transactions Value (€)		146,236.05
	Main Board:	146,236.05
	Blocks Board:	0.00
	Forced Sales Board:	0.00
	Special Terms Board:	0.00
Daily Average Transactions Volume		4,818,785
Transactions Volume		444,024
	Main Board:	444,024
	Blocks Board:	0
	Forced Sales Board:	0
	Special Terms Board:	0
Daily Average Number of Trades		1,012
Number of Trades		256
	Main Board:	256
	Blocks Board:	0
	Forced Sales Board:	0
	Special Terms Board:	0

Trading Details by Sector

Code	Sectors	Gain / Lose / Same	Number of Trades	Transactions Volume	Transactions Value	% of Total Trans. Value
3020	- Financial Services	1 / 3 / 0	133	397,633	104,354.31	71.36%
4510	- Food Beverage & Tobacco	0 / 0 / 0	---	---	---	---
2010	- Health Care	0 / 0 / 0	---	---	---	---
5020	- Industrial Goods & Services	1 / 0 / 0	65	33,286	12,822.53	8.77%
4040	- Retail	1 / 0 / 0	4	1,000	828.54	0.57%
1010	- Technology	2 / 0 / 0	54	12,105	28,230.67	19.30%

Top 10 best & worst performing Shares

With positive Price change	Closing price	change	With negative Price change	Closing price	change
SOFTWeb (CR)	1.63	4.76% #	GALAXY COSMOS MEZZ (CR)	0.669	-1.18% Ⓔ
MED S.A. (CR)	0.830	3.75% #	CAIRO MEZZ (CR)	0.397	-0.75% Ⓔ
SUNRISEMEZZ (CR)	0.319	1.43% #	PHOENIX VEGA (CR)	0.081	-0.25% Ⓔ
REAL CONSULTING (CR)	3.54	1.14% #			
FOODLINK S.A. (CR)	0.393	0.77% #			

With the highest Transactions Value	Value (thou. €)	change	With the highest Transactions Volume	Volume	change
GALAXY COSMOS MEZZ (CR)	63.32	-1.18% Ⓔ	PHOENIX VEGA (CR)	246,853	-0.25% Ⓔ
PHOENIX VEGA (CR)	20.28	-0.25% Ⓔ	GALAXY COSMOS MEZZ (CR)	94,298	-1.18% Ⓔ
REAL CONSULTING (CR)	16.28	1.14% #	CAIRO MEZZ (CR)	34,891	-0.75% Ⓔ
CAIRO MEZZ (CR)	13.87	-0.75% Ⓔ	FOODLINK S.A. (CR)	33,286	0.77% #
FOODLINK S.A. (CR)	12.82	0.77% #	SUNRISEMEZZ (CR)	21,591	1.43% #
SOFTWeb (CR)	11.95	4.76% #	SOFTWeb (CR)	7,388	4.76% #
SUNRISEMEZZ (CR)	6.88	1.43% #	REAL CONSULTING (CR)	4,717	1.14% #
MED S.A. (CR)	0.83	3.75% #	MED S.A. (CR)	1,000	3.75% #

Number of Listed Shares	Nominal Value	Dividends [1]			Date of Last Coupon		Note	Shares	Closing price	% change	Previous closing price/date		Open price	Price min	Price max	Last price	Avg price	Last Bid [7]	Last Ask [7]	P/E after tax	Year	Volume	Trades	Transactions Value	Company Mkt Value (€) [3,5]	Year low	Year high	Sector[4]	
		2021	2022	2023	Dividend [2]	Right																							
309,096,827	0.100	---	---	---	29/09/2020	---	CAIRO MEZZ (CR)	0.397	-0.75	€	0.400	12/08/2024	0.401	0.395	0.401	0.397	0.398	100@0.396	69000@0.400	1.00	2023	34,891	33	13,874.87	122,711.440.160	0.470	30202010		
12,481,290	0.040	---	---	---	19/08/2008	14/06/2024	---	DOPPLER (CR)	0.715	---	₺	0.715	08/08/2024	---	---	---	---	555@0.645	500@0.700	---	---	---	---	---	8,924.120.568	1.33	50204000		
3,120,000	0.100	---	---	---	10/08/2023	---	---	DOTSOFT (CR)	13.10	---	₺	13.10	09/08/2024	---	---	---	---	780@13.10	---	---	---	---	---	---	40,872.00	4.24	13.10	10101010	
14,791,000	0.360	---	---	---	05/05/2010	12/05/2008	---	EUROXX (CR)	4.20	---	₺	4.20	12/07/2024	---	---	---	---	---	---	16.80	2023	---	---	---	---	62,122.20	4.00	4.20	30202015
33,352,551	0.100	---	---	---	12/06/2012	25/08/2023	---	FOODLINK S.A. (CR)	0.393	0.77	₺	0.390	12/08/2024	0.399	0.375	0.399	0.395	0.385	50@0.388	330@0.400	---	---	33,286	65	12,822.53	13,107.550.367	0.590	50205010	
86,941,164	0.164	---	---	---	14/12/2023	---	---	GALAXY COSMOS MEZZ (CR)	0.669	-1.18	€	0.677	12/08/2024	0.678	0.669	0.689	0.669	0.672	1200@0.668	800@0.688	10.74	2023	94,298	48	63,321.90	58,163.640.482	0.890	30202010	
11,917,870	0.240	---	---	---	07/07/2023	---	---	MED S.A. (CR)	0.830	3.75	₺	0.800	12/08/2024	0.825	0.825	0.830	0.830	0.829	1500@0.730	992@0.830	---	---	1,000	4	828.54	9,891.830.725	1.23	40401020	
7,300,000	0.500	---	0.0387	---	03/07/2023	28/02/2008	---	MEDITERRA (CR)	1.43	---	₺	1.43	12/08/2024	---	---	---	---	---	100@1.30	83@1.48	27.18	2023	---	---	---	10,439.00	1.22	1.74	45102020
3,333,500	0.300	---	---	---	13/07/2020	09/12/2008	---	OPTRONICS TECHNOLOGIES (CR)	1.48	---	₺	1.48	05/08/2024	---	---	---	---	---	---	757@1.59	23.17	2023	---	---	---	4,933.58	1.25	1.86	10102015
1,250,367,229	0.021	---	---	---	29/11/2023	---	---	PHOENIX VEGA (CR)	0.081	-0.25	€	0.081	12/08/2024	0.081	0.080	0.084	0.081	0.082	3402@0.081	4830@0.082	9.03	2023	246,853	34	20,275.76	101,029.670.045	0.106	30202010	
21,500,000	0.400	0.03	0.03	---	14/09/2023	06/08/2021	---	REAL CONSULTING (CR)	3.54	1.14	₺	3.50	12/08/2024	3.55	3.44	3.55	3.54	3.45	250@3.48	99@3.53	---	---	4,717	25	16,280.06	76,110.00	2.55	4.32	10101010
5,130,000	0.120	---	---	---	23/07/2024	---	---	SOFTWeb (CR)	1.63	4.76	₺	1.56	12/08/2024	1.59	1.58	1.63	1.63	1.62	900@1.56	3447@1.63	---	---	7,388	29	11,950.61	8,361.900.900	2.68	10101015	
178,623,895	0.081	---	---	---	29/11/2023	---	---	SUNRISEMEZZ (CR)	0.319	1.43	₺	0.315	12/08/2024	0.312	0.312	0.321	0.319	0.319	18914@0.317	2502@0.319	14.43	2023	21,591	18	6,881.78	56,981.020.210	0.399	30202010	
857,210	1.05	---	---	---	08/06/2010	12/03/2010	---	VIDAVO (CR)	2.16	---	₺	2.16	19/07/2024	---	---	---	---	---	---	350@2.36	14.94	2023	---	---	---	1,851.57	2.00	2.74	20101025

Shares' Notes

Code	Note text
()	- Adjusted dividends.
*	- Last adjusted closing price.
[1]	- Net dividends.
[2]	- The "Date of Last Coupon" for New listings refers to the date company's stocks started to trade in Athex
[3]	- The Company Market Value is referred to the number of listed shares
[4]	- Sectors codification can be found in Appendix A
[5]	- The Market Value refers to the total number of shares listed (including their several classes) in the exchange by the company.
[6]	- P/E greater than 100
[7]	- Last view of the Order Book before the end of the trading session

Blocks Data

Stocks	Block Volume	Price	Block Trade Value	Time of approval	Note
--------	--------------	-------	-------------------	------------------	------

No Blocks Transactions.

Blocks Notes

- | | |
|---|-------------------------------|
| 2 - SPOT 1 or SPOT 2 Packet | 11 - Total Assets > 500 bil |
| 3 - Block with Short Selling | 12 - Sell Offer through Athex |
| 4 - Buy to Close Block | 13 - Forced Sale of NMOE |
| 6 - Simultaneous Constitution | 14 - Restoration Packet |
| 7 - Repurchase Agreement | 15 - Market Maker Packet |
| 8 - Dispersion's Achievement (Not Listed) | 16 - Short Selling |
| 9 - Dispersion's Achievement (Listed) | 18 - SPOT 1 Packet |
| 10 - Share Capital Majority of Greek State (> 50 bil) | 20 - Method 6-1 Packet |

Rights Data

Occured date	Exercise from	Exercise until	Trading until	Rights	Price min	Price max	Closing price	Last Bid	Last Ask	Volume	Trades	Transactions Value
--------------	---------------	----------------	---------------	--------	-----------	-----------	---------------	----------	----------	--------	--------	--------------------

No Rights Transactions.

Non Convertible Corporate Bonds - Alternative Market

Num Listed Bonds	Nominal price	Issue price	Today's Rate	Exp. Date	Duration (years)	Note	Coupon attached		Trading	Non Convertible Corporate Bonds -	Accrued Int.	Yield.T.Mat	Price min	Price max	Closing price	Previous closing price/date	Volume	Transactions Value	Last order			Year min	Year max
							Common	Preferred											Price	Buy / Sell	Date		
4,075	1,000.00	1,000.00	4.50	22/12/2026	5	---	6	---	1	R ENERGY 1 S.A. (Non Convertible)	6.5000	4.3870	---	---	---	99.1000 12/08/2024	---	---	99.0000	B	13/08/2024	98.0000	99.9000
6,500	506.00	1,000.00	5.50	22/12/2024	7	---	14	---	1	DELTA TECHNIKH S.A. (Non Convertible)	4.0199	4.0130	---	---	---	100.0000 03/07/2024	---	---	98.8705	B	13/08/2024	97.7978	100.0000

Corporate Bonds Notes

Transactions Volume = (Pieces) * (Nominal Price). Transactions Value = (Pieces) * (Nominal Price) * (price %) + (Accrued interest).

The price of a Bond is stated as a percentage (%) of Bond's Nominal Price.

Nominal Price in Euros (€), except if it is noted differently.



ATHEX
Athens Stock Exchange

Λεωφ. Αθηνών 110 104 42 Αθήνα
110, Athinon Ave. GR 104 42 Athens
tel. (+30)210-33.66.800, fax (+30)210-33.66.101
www.athexgroup.gr