

24

Εναλλακτική Αγορά Ημερήσιο Δελτίο Συναλλακτικής Δραστηριότητας

Alternative Market
Daily Official List of Trading Activity

Tuesday, 6 August, 2024
Year: 17 Trading Day No: 147



ATHEX
Athens Stock Exchange

Disclaimer:

Hellenic Exchanges – Athens Stock Exchange S.A. (HELEX), endeavors to ensure that the data and other material ("Information") presented on the Daily Official List of the Alternative Market (ena) are accurate and complete, but it is not liable for any errors or omissions of data or /and for the accuracy, credibility, updating and completeness of the aforesaid information nor it has any liability arising directly or indirectly from the use of the above Information.

All contents of the Daily Official List of the Alternative Market (ENA) are provided only for information purposes and do not constitute investment advice or solicitation to invest in securities or other products listed for trading on HELEX.

You acknowledge and agree that HELEX is the owner of any property rights related to any Information appearing on the Daily Official List of the Alternative Market (ENA) including intellectual property rights copyright, trademarks, etc.

The above data are a property of the Hellenic Exchanges – Athens Stock Exchange S.A. and are copyright protected. Users are forbidden to reproduce, modify, copy, sale, transmit or redistribute, by all reproduction means and methods, part or the whole of the above data, without reference to their source.

Hellenic Exchanges - Athens Stock Exchange S.A.

110 Athinon Ave., 10442 Athens, Tel: (210) 33.66.800, Fax: (210) 32.13.938

www.athexgroup.gr

Thessalonica Stock Exchange Center (T.S.E.C)

16-18 Katouni Str., Thessalonica 546 25 Tel: (2310) 567.667, Fax: (2310) 530.545

Athex Members Guarantee Fund

14-16 Fidiou Str., Athens 106 78, Tel: (210) 33.04.682, Fax: (210) 33.04.155

Hellenic Republic Capital Market Commission

1 Kolokotroni Str. & 1 Stadiou Str., Athens 10562 Tel: (210) 33.77.100 Fax: (210) 33.77.173

Table of Contents

Section 1: Trading Session Statistical Data

Summary of Market

Athex Indices

Analytic Figures for Athex Market's Boards and Categories

Section 2: Shares Transactions Data

Shares Transactions Data

Shares' Notes

Section 3: Shares Other Transactions Data

Blocks Data

Rights Data

Section 4: Bonds Transactions Data

Non Convertible Corporate Bonds - Alternative Market

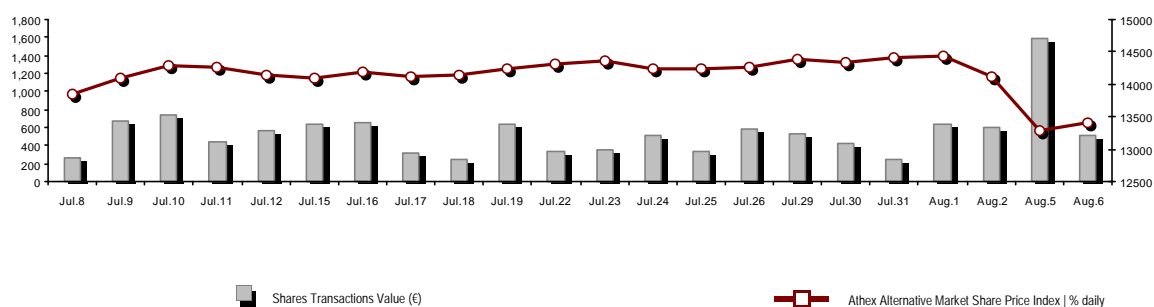
Section codification follows the corresponding from the Greek version of Daily Official List for reference purposes.

Hellenic Exchanges - Athens Stock Exchange S.A.

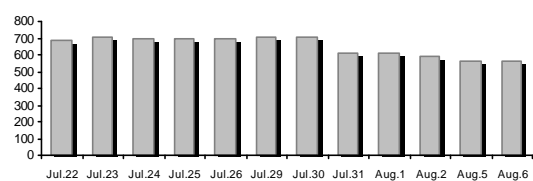
Sales & Business Development Division

Summary of Market

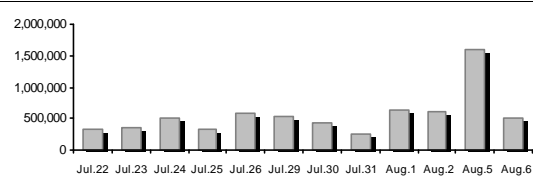
Athex Alternative Market Share Price Index vs Shares Transactions Value



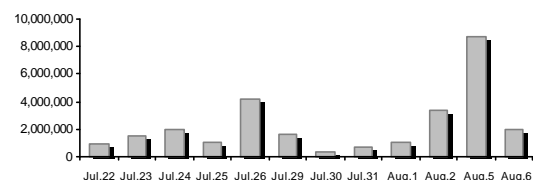
Total Transactions Value (€):	510,082.36	Athex Capitalisation (€)	
Athex Capitalisation (€):	563,590,183.10		
Daily change: € %	5,302,167.90 0.95%		
Yearly Avg Capitalisation: € % chng prev year Avg	620,413,266.75 45.77%		
Athex Alternative Market Share Price Index % daily chng	13,404.43 0.95%		
Athex Alternative Market Share Price Index Capitalisation (€)	563,590,183.10		
Daily change (€)	5,302,167.90		



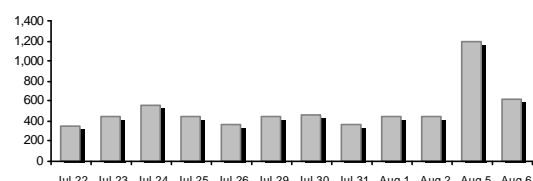
Shares Transactions Value (€)	510,082.36	Value of Transactions (€)	
Daily change: € %	-1,084,669.28 -68.01%		
YTD Avg Trans. Value: € % chng prev year Avg	1,150,379.23 113.61%		
Blocks of Shares Transactions Value (€)	0.00		
Bonds Transactions Value (thou. €)	0.00		



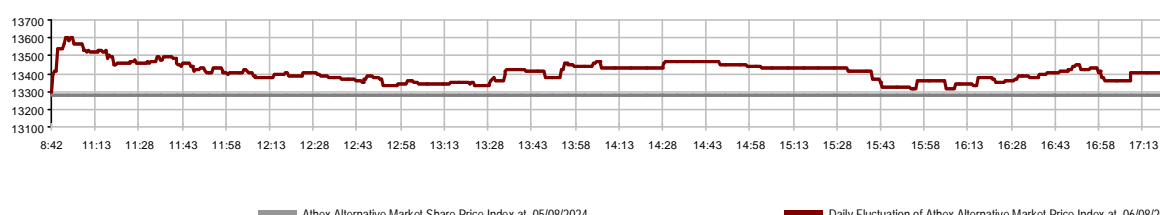
Shares Transactions Volume (pieces)	1,946,904.00	Volume of Transactions	
Daily change: pieces %	-6,798,370.00 -77.74%		
YTD Avg Volume: pieces % chng prev year Avg	4,955,074.33 42.05%		
Blocks of Shares Transactions Volume (pieces)	0.00		
Bonds Transactions Volume	0		



Shares Trades Number	622	Number of Trades	
Daily change: number %	-566 -47.64%		
YTD Avg Derivatives Trades number % chng prev year Avg	1,035 52.94%		
Number of Blocks of Shares	0		
Number of Bonds Transactions	0		



Daily Fluctuation of Athex Alternative Market Price Index



Athex Indices

Index name	06/08/2024	05/08/2024	pts.	%	Min	Max	Year min	Year max	Year change
ATHEX Alternative Market Price Index	13,404.43 #	13,278.33	126.10	0.95%	13,278.33	13,597.32	9,352.11	15,217.49	43.33% #

Analytic Figures for Athex Market's Boards and Categories

		Total Traded Shares
Totals		9
	Gain / Lose / Same:	8 / 1 / 0
Athex Capitalisation (€)		563,590,183.10
Daily Average Transactions Value (€)		1,150,379.23
Shares Transactions Value (€)		510,082.36
	Main Board:	510,082.36
	Blocks Board:	0.00
	Forced Sales Board:	0.00
	Special Terms Board:	0.00
Daily Average Transactions Volume		4,955,074
Transactions Volume		1,946,904
	Main Board:	1,946,904
	Blocks Board:	0
	Forced Sales Board:	0
	Special Terms Board:	0
Daily Average Number of Trades		1,035
Number of Trades		622
	Main Board:	622
	Blocks Board:	0
	Forced Sales Board:	0
	Special Terms Board:	0

Trading Details by Sector

Code	Sectors	Gain / Lose / Same	Number of Trades	Transactions Volume	Transactions Value	% of Total Trans. Value
3020	- Financial Services	3 / 1 / 0	531	1,917,256	476,348.48	93.39%
4510	- Food Beverage & Tobacco	0 / 0 / 0	---	---	---	---
2010	- Health Care	0 / 0 / 0	---	---	---	---
5020	- Industrial Goods & Services	2 / 0 / 0	16	20,641	11,515.50	2.26%
4040	- Retail	1 / 0 / 0	1	1,000	900.00	0.18%
1010	- Technology	2 / 0 / 0	74	8,007	21,318.38	4.18%

Top 10 best & worst performing Shares

With positive Price change	Closing price	change	With negative Price change	Closing price	change
MED S.A. (CR)	0.900	4.65% #	CAIRO MEZZ (CR)	0.376	-0.53% Ⓔ
FOODLINK S.A. (CR)	0.412	3.00% #			
DOPPLER (CR)	0.715	2.88% #			
PHOENIX VEGA (CR)	0.080	2.31% #			
SUNRISEMEZZ (CR)	0.310	1.97% #			
GALAXY COSMOS MEZZ (CR)	0.673	1.81% #			
REAL CONSULTING (CR)	3.47	0.58% #			
SOFTWeb (CR)	1.53	0.14% #			

With the highest Transactions Value	Value (thou. €)	change	With the highest Transactions Volume	Volume	change
CAIRO MEZZ (CR)	287.40	-0.53% Ⓔ	PHOENIX VEGA (CR)	854,476	2.31% #
SUNRISEMEZZ (CR)	73.60	1.97% #	CAIRO MEZZ (CR)	753,533	-0.53% Ⓔ
PHOENIX VEGA (CR)	68.13	2.31% #	SUNRISEMEZZ (CR)	239,250	1.97% #
GALAXY COSMOS MEZZ (CR)	47.21	1.81% #	GALAXY COSMOS MEZZ (CR)	69,997	1.81% #
REAL CONSULTING (CR)	16.15	0.58% #	DOPPLER (CR)	13,110	2.88% #
DOPPLER (CR)	8.41	2.88% #	FOODLINK S.A. (CR)	7,531	3.00% #
SOFTWeb (CR)	5.16	0.14% #	REAL CONSULTING (CR)	4,644	0.58% #
FOODLINK S.A. (CR)	3.10	3.00% #	SOFTWeb (CR)	3,363	0.14% #
MED S.A. (CR)	0.90	4.65% #	MED S.A. (CR)	1,000	4.65% #

Number of Listed Shares	Nominal Value	Dividends [1]			Date of Last Coupon		Note	Shares	Closing price	% change	Previous closing price/date	Open price	Price min	Price max	Last price	Avg price	Last Bid [7]	Last Ask [7]	P/E after tax	Year	Volume	Trades	Transactions Value	Company Mkt Value (€) [3,5]	Year low	Year high	Sector[4]		
		2021	2022	2023	Dividend [2]	Right																							
309,096,827	0.100	---	---	---	29/09/2020	---	CAIRO MEZZ (CR)	0.376	-0.53	€	0.378	05/08/2024	0.390	0.372	0.393	0.376	0.381	998@0.374	5330@0.380	0.95	2023	753,533	272	287,401.31	116,220.410.160	0.470	30202010		
11,821,590	0.040	---	---	---	19/08/2008	14/06/2024	---	DOPPLER (CR)	0.715	2.88	P	0.695	05/08/2024	0.630	0.630	0.715	0.695	0.642	500@0.650	500@0.690	---	---	13,110	10	8,414.92	8,452.440.568	1.33	50204000	
3,120,000	0.100	---	---	---	10/08/2023	---	---	DOTSOFT (CR)	12.50	---	↘	12.50	22/07/2024	---	---	---	---	---	700@13.10	---	---	---	---	---	39,000.00	4.24	12.50	10101010	
14,791,000	0.360	---	---	---	05/05/2010	12/05/2008	---	EUROXX (CR)	4.20	---	↘	4.20	12/07/2024	---	---	---	---	---	---	---	16.80	2023	---	---	---	62,122.20	4.00	4.20	30202015
33,352,551	0.100	---	---	---	12/06/2012	25/08/2023	---	FOODLINK S.A. (CR)	0.412	3.00	P	0.400	05/08/2024	0.420	0.408	0.420	0.408	0.412	400@0.381	12539@0.408	---	---	7,531	6	3,100.58	13,741.250.367	0.590	50205010	
86,941,164	0.164	---	---	---	14/12/2023	---	---	GALAXY COSMOS MEZZ (CR)	0.673	1.81	P	0.661	05/08/2024	0.661	0.661	0.680	0.675	0.674	70@0.675	7431@0.675	10.81	2023	69,997	82	47,212.61	58,511.400.482	0.890	30202010	
11,917,870	0.240	---	---	---	07/07/2023	---	---	MED S.A. (CR)	0.900	4.65	P	0.860	05/08/2024	0.900	0.900	0.900	0.900	0.900	---	590@0.900	---	---	1,000	1	900.00	10,726.080.725	1.23	40401020	
7,300,000	0.500	---	0.0387	---	03/07/2023	28/02/2008	---	MEDITERRA (CR)	1.43	---	↘	1.43	01/08/2024	---	---	---	---	---	100@1.30	100@1.49	27.18	2023	---	---	---	10,439.00	1.22	1.74	45102020
3,333,500	0.300	---	---	---	13/07/2020	09/12/2008	---	OPTRONICS TECHNOLOGIES (CR)	1.48	---	↘	1.48	05/08/2024	---	---	---	---	---	---	150@1.59	23.17	2023	---	---	---	4,933.58	1.25	1.86	10102015
1,250,367,229	0.021	---	---	---	29/11/2023	---	---	PHOENIX VEGA (CR)	0.080	2.31	P	0.078	05/08/2024	0.079	0.079	0.081	0.080	0.080	57800@0.079	52702@0.080	8.91	2023	854,476	92	68,132.01	99,779.300.045	0.106	30202010	
21,500,000	0.400	0.03	0.03	---	14/09/2023	06/08/2021	---	REAL CONSULTING (CR)	3.47	0.58	P	3.45	05/08/2024	3.59	3.36	3.59	3.47	3.48	200@3.40	69@3.47	---	---	4,644	40	16,154.99	74,605.00	2.55	4.32	10101010
5,130,000	0.120	---	---	---	23/07/2024	---	---	SOFTWeb (CR)	1.53	0.14	P	1.53	05/08/2024	1.52	1.52	1.60	1.55	1.54	259@1.53	55@1.55	---	---	3,363	34	5,163.39	7,834.540.900	2.68	10101015	
178,623,895	0.081	---	---	---	29/11/2023	---	---	SUNRISEMEZZ (CR)	0.310	1.97	P	0.304	05/08/2024	0.311	0.303	0.314	0.310	0.308	750@0.302	10200@0.310	14.03	2023	239,250	85	73,602.55	55,373.410.210	0.399	30202010	
857,210	1.05	---	---	---	08/06/2010	12/03/2010	---	VIDAVO (CR)	2.16	---	↘	2.16	19/07/2024	---	---	---	---	---	---	350@2.36	14.94	2023	---	---	---	1,851.57	2.00	2.74	20101025

Shares' Notes

Code	Note text
()	- Adjusted dividends.
*	- Last adjusted closing price.
[1]	- Net dividends.
[2]	- The "Date of Last Coupon" for New listings refers to the date company's stocks started to trade in Athex
[3]	- The Company Market Value is referred to the number of listed shares
[4]	- Sectors codification can be found in Appendix A
[5]	- The Market Value refers to the total number of shares listed (including their several classes) in the exchange by the company.
[6]	- P/E greater than 100
[7]	- Last view of the Order Book before the end of the trading session

Blocks Data

Stocks	Block Volume	Price	Block Trade Value	Time of approval	Note
--------	--------------	-------	-------------------	------------------	------

No Blocks Transactions.

Blocks Notes

2 - SPOT 1 or SPOT 2 Packet	11 - Total Assets > 500 bil
3 - Block with Short Selling	12 - Sell Offer through Athex
4 - Buy to Close Block	13 - Forced Sale of NMOE
6 - Simultaneous Constitution	14 - Restoration Packet
7 - Repurchase Agreement	15 - Market Maker Packet
8 - Dispersion's Achievement (Not Listed)	16 - Short Selling
9 - Dispersion's Achievement (Listed)	18 - SPOT 1 Packet
10 - Share Capital Majority of Greek State (> 50 bil)	20 - Method 6-1 Packet

Rights Data

Occured date	Exercise from	Exercise until	Trading until	Rights	Price min	Price max	Closing price	Last Bid	Last Ask	Volume	Trades	Transactions Value
--------------	---------------	----------------	---------------	--------	-----------	-----------	---------------	----------	----------	--------	--------	--------------------

No Rights Transactions.

Non Convertible Corporate Bonds - Alternative Market

Num Listed Bonds	Nominal price	Issue price	Today's Rate	Exp. Date	Duration (years)	Note	Coupon attached		Trading	Non Convertible Corporate Bonds -	Accrued Int.	Yield.T.Mat	Price min	Price max	Closing price	Previous closing price/date		Volume	Transactions Value	Last order				
							Common	Preferred								Price	Buy / Sell			Date	Year min	Year max		
4,075	1,000.00	1,000.00	4.50	22/12/2026	5	---	6	---	1	R ENERGY 1 S.A. (Non Convertible)	5.5000	4.4700	---	---	---	98.9000	27/06/2024	---	---	98.5001	B	06/08/2024	98.0000	99.9000
6,500	506.00	1,000.00	5.50	22/12/2024	7	---	14	---	1	DELTA TECHNIKH S.A. (Non Convertible)	3.4014	4.0160	---	---	---	100.0000	03/07/2024	---	---	97.5302	B	06/08/2024	97.7978	100.0000

Corporate Bonds Notes

Transactions Volume = (Pieces) * (Nominal Price). Transactions Value = (Pieces) * (Nominal Price) * (price %) + (Accrued interest).

The price of a Bond is stated as a percentage (%) of Bond's Nominal Price.

Nominal Price in Euros (€), except if it is noted differently.



ATHEX
Athens Stock Exchange

Λεωφ. Αθηνών 110 104 42 Αθήνα
110, Athinon Ave. GR 104 42 Athens
tel. (+30)210-33.66.800, fax (+30)210-33.66.101
www.athexgroup.gr