

24

Ημερήσιο Δελτίο
Συναλλακτικής Δραστηριότητας

Daily Official List
of Trading Activity

Wednesday, 31 July, 2024

Year: 145 Trading Day No: 143



ATHEXGROUP
Athens Exchange Group

Disclaimer:

Hellenic Exchanges-Athens Stock Exchange S.A. endeavours to ensure that the data and other material ("Information") presented on the Daily Official List are accurate and complete, but it is not liable for any errors or omissions of data or /and for the accuracy, credibility, updating and completeness of the aforesaid information nor it has any liability arising directly or indirectly from the use of the above Information.

The Company is not liable for the accuracy of the data included in listed companies' announcements. Only the sender of such an announcement is fully and solely liable for any infringement of third party's rights from the content of such announcement. All contents of the Daily Official List are provided only for information purposes and do not constitute investment advice or solicitation to invest in securities or other products listed for trading on the Exchange.

You acknowledge and agree that the Company is the owner of any property rights related to any Information appearing on the Daily Official List including intellectual property rights copyright, trademarks, etc.

The above data are a property of the Hellenic Exchanges-Athens Exchange and are copyright protected. Users are forbidden to reproduce, modify, copy, sale, transmit or redistribute, by all reproduction means and methods, part or the whole of the above data, without reference to their source.

The commercial exploitation of these data is, also, forbidden by third parties. Hellenic Exchanges-Athens Exchange does not carry any responsibility, direct or indirect, derived from usage or accidental alteration of the above data when used by third parties.

Hellenic Exchanges – Athens Stock Exchange S.A.

110 Athinon Ave., 10442 Athens, Tel: (210) 33.66.800, Fax: (210) 32.13.938

www.athexgroup.gr

Thessalonica Stock Exchange Center (T.S.E.C)

16-18 Katouni Str., Thessalonica 546 25 Tel: (2310) 567.667, Fax: (2310) 530.545

Athex Members Guarantee Fund

14-16 Fidiou Str., Athens 106 78, Tel: (210) 33.04.682, Fax: (210) 33.04.155

Hellenic Republic Capital Market Commission

1 Kolokotroni Str. & 1 Stadiou Str., Athens 10562 Tel: (210) 33.77.100 Fax: (210) 33.77.173

Table of Contents

Section 1: Statistical Figures of Securities, Derivatives and Lending

Summary of Markets

Athex Indices

Analytic Figures for Athex Market's Boards and Categories

Trading Details by Athex Sectors and Financial Instruments (ETFs)

Top 10 best & worst performing Shares

Derivatives Summary

Section 2: Analytic Figures of Shares Transactions

Analytic Figures of Shares Transactions

Shares' Notes

Section 3: Figures of Securities Transactions

Securities Blocks Details

Shares Rights Details

Stock Borrowing

Forced Sales Details

Forced Sales Registered Shares

Exchange Traded Funds (ETFs) Characteristics

Section 5: Bonds traded in Fixed Income Assets Market

Convertible Corporate Bonds - Regulated Market

Non Convertible Corporate Bonds - Regulated Market

Government Bonds

Treasury Bills & Zero Coupon Government Bonds

Government Bonds Traded with the Open Outcry Method

State Banks Bonds

Section 6: Additional Infos

Athex & ATHEXClear Members List

List of Stocks under Market Making operations

Section 7: Derivatives Market Analytic Figures

Index Futures

Stock Futures

Index Options

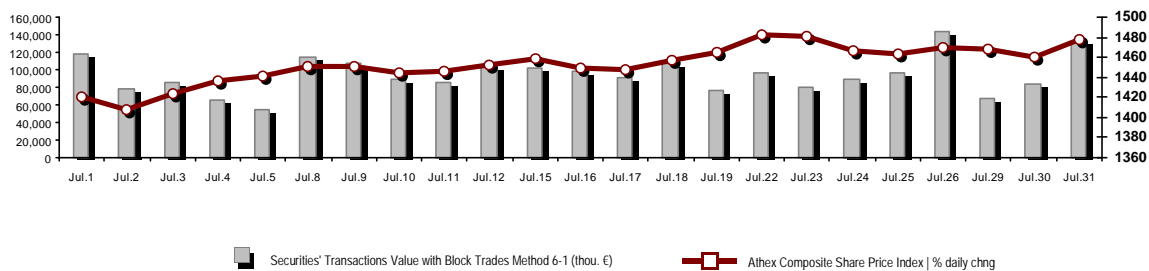
Stock Options

Stock Lending Analytic Figures

Appendix A: Sectors codification for listed companies

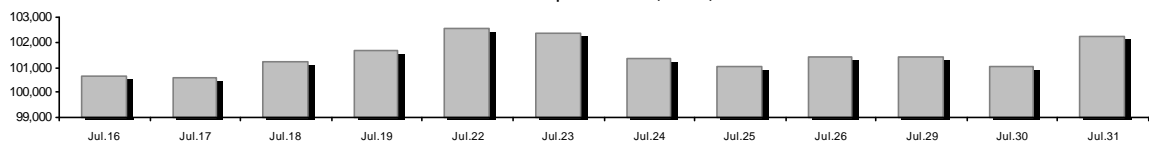
Summary of Markets

Athex Composite Share Price Index vs Shares and Derivatives Transactions Value

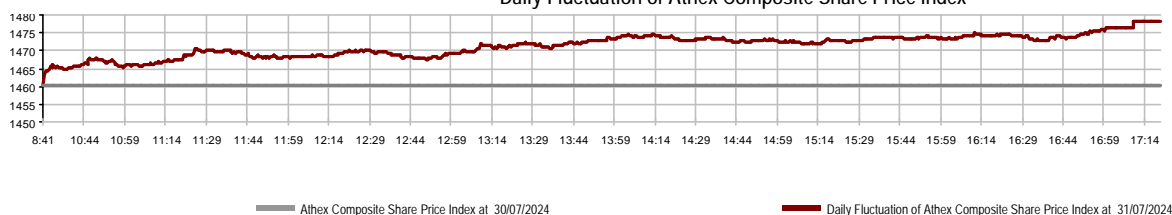


Athex Capitalisation (mill. €) **:	102,244.05		Derivatives Total Open Interest	481,143
Daily change: mill. € %	1,237.05	1.22%	in Index Futures % daily chng	4,826 0.67%
Yearly Avg Capitalisation: mill. € % chng prev year Avg	97,599.31	21.41%	in Stock Futures % daily chng	475,422 0.23%
Athex Composite Share Price Index % daily chng	1,478.17	1.21%	in Index Options % daily chng	579 0.17%
Athex Composite Share Price Index Capitalisation (mill. €)	94,283.91		in Stock Options % daily chng	316 0.00%
Daily change (mill. €)	1,130.63			
Securities' Transactions Value with Block Trades Method 6-1 (t)	132,364.66		Derivatives Contracts Volume:	16,128
Daily change: %	49,542.35	59.82%	Daily change: pieces %	10,527 187.95%
YtD Avg Trans. Value: thou. € % chng prev year Avg	133,519.17	21.86%	YtD Avg Derivatives Contracts % chng prev year Avg	37,490 -14.72%
Blocks Transactions Value of Method 6-1 (thou. €)	12,645.59		Derivatives Trades Number:	1,353
Blocks Transactions Value of Method 6-2 & 6-3 (thou. €)	0.00		Daily change: number %	713 111.41%
Bonds Transactions Value (thou.€)	1,999.65		YtD Avg Trades number % chng prev year Avg	1,933 -17.08%
Securities' Transactions Volume with Block Trades Method 6-1 (tho)	27,873.70		Lending Total Open Interest	232,255
Daily change: thou. pieces %	14,760.88	112.57%	Daily change: pieces %	6,112 2.70%
YtD Avg Volume: % chng prev year Avg	29,415.32	-12.51%	Lending Volume (Multilateral/Bilateral)	7,426
Blocks Transactions Volume of Method 6-1 (thou. Pieces)	3,643.26		Daily change: pieces %	1,314
Blocks Transactions Volume of Method 6-2 & 6-3 (thou. Pieces)	0.00		Multilateral Lending	1,426
Bonds Transactions Volume	2,034,000		Bilateral Lending	6,000
Securities' Trades Number with Block Trades Method 6-1	31,689		Lending Trades Number:	6
Daily change: number %	7,891	33.16%	Daily change: %	-2
YtD Avg Trades number % chng prev year Avg	38,605	6.58%	Multilateral Lending Trades Number	5
Number of Blocks Method 6-1	22		Bilateral Lending Trades Number	1
Number of Blocks Method 6-2 & 6-3	0			
Number of Bonds Transactions	270			

Athex Capitalisation (mill. €) **



Daily Fluctuation of Athex Composite Share Price Index



Athex Indices

Index name	31/07/2024	30/07/2024	pts.	%	Min	Max	Year min	Year max	Year change
Athex Composite Share Price Index	1,478.17 #	1,460.46	17.71	1.21%	1,460.46	1,478.17	1,293.14	1,505.35	14.31% #
Athex Composite Index Total Return Index	2,786.96 #	2,753.57	33.39	1.21%	2,753.57	2,786.96	2,355.44	2,786.96	18.32% #
Athex ESG Index	1,693.67 #	1,669.89	23.78	1.42%	1,669.89	1,693.67	1,471.77	1,722.97	15.08% #
ATHEX Alternative Market Price Index	14,399.81 #	14,345.83	53.98	0.38%	14,182.42	14,432.26	9,352.11	15,217.49	53.97% #
FTSE/Athex Large Cap	3,606.78 #	3,555.34	51.44	1.45%	3,555.34	3,606.78	3,122.79	3,665.50	15.50% #
FTSE/Athex Mid Cap Index	2,312.07 #	2,307.32	4.75	0.21%	2,305.60	2,313.16	2,167.92	2,459.55	2.72% #
FTSE/ATHEX High Dividend Yield Index	4,011.27 #	3,978.07	33.20	0.83%	3,978.07	4,011.27	3,752.57	4,217.66	6.36% #
FTSE/Athex Market Index	859.70 #	848.07	11.63	1.37%	848.07	859.71	746.82	875.18	15.11% #
FTSE/Athex Banks	1,305.20 #	1,277.76	27.44	2.15%	1,277.76	1,305.43	1,057.67	1,354.57	22.94% #
FTSE/ATHEX TECHNOLOGY & TELECOMMUNICAT	5,660.27 €	5,672.23	-11.96	-0.21%	5,653.69	5,686.10	4,915.95	5,705.00	11.59% #
FTSE/ATHEX FINANCIAL SERVICES	6,129.09 #	6,002.47	126.62	2.11%	6,002.47	6,130.53	4,996.31	6,357.41	22.23% #
FTSE/ATHEX REAL ESTATE	4,943.33 #	4,895.22	48.11	0.98%	4,895.22	4,945.31	4,507.00	5,120.52	-0.35% €
FTSE/ATHEX CONSUMER DISCRETIONARY	5,145.66 #	5,108.97	36.69	0.72%	5,106.69	5,148.09	4,919.19	5,557.48	2.59% #
FTSE/ATHEX CONSUMER STAPLES	6,447.40 #	6,363.87	83.53	1.31%	6,363.87	6,468.46	5,069.68	6,491.28	26.71% #
FTSE/ATHEX INDUSTRIALS	6,572.63 #	6,512.79	59.84	0.92%	6,512.79	6,572.63	5,044.08	6,572.63	29.35% #
FTSE/ATHEX BASIC MATERIALS	4,998.91 €	5,010.10	-11.19	-0.22%	4,983.95	5,042.30	4,577.28	5,876.05	2.65% #
FTSE/ATHEX ENERGY & UTILITIES	5,126.47 #	5,077.51	48.96	0.96%	5,057.65	5,126.47	4,930.82	5,474.06	2.78% #
Athex All Share Index	343.05 #	339.23	3.82	1.13%	343.05	343.05	304.60	347.29	13.59% #
Hellenic Mid & Small Cap Index	2,098.72 #	2,083.06	15.66	0.75%	2,082.61	2,098.72	1,929.00	2,157.15	8.80% #
FTSE/Athex Large Cap Total Return	6,187.73 #	6,099.48	88.25	1.45%			5,201.70	6,187.73	19.75% #
FTSE/Athex Mid Cap Total Return	3,156.67 #	3,150.18	6.49	0.21%			2,922.90	3,302.69	4.14% #
MSCI GREECE REBASED	5,658.34 #	5,573.15	85.19	1.53%	5,562.92	5,658.34	4,984.69	5,837.84	13.51% #
Hellenic Corporate Bond Index	134.71 #	134.61	0.10	0.07%			129.54	134.71	3.91% #
Hellenic Corporate Bond Price Index	92.41 #	92.35	0.06	0.06%			90.52	92.41	1.95% #

Note 1: FTSE/Med 100, Hellenic Corporate Bond Price Index and Hellenic Corporate Bond Index closing prices refer to the previous trading day of 29/07/2024.

Note 2: The Hellenic Mid & Small Cap Index is a Customized index calculated by the Athens Exchange.

Analytic Figures for Athex Market's Boards and Categories

	Total Traded Securities	Main Market	Surveillance	Exchange Traded Funds (ETFs)
Totals	122	114	7	1
Gain / Lose / Same:	49 / 46 / 27	45 / 46 / 23	3 / 0 / 4	1 / 0 / 0
Athex Capitalisation (mill. €) **	102,244.05	102,174.57	69.48	
Daily Average Trans/ons Value(thou.€)	133,519.17	133,340.35	34.04	261.36
Transactions Value	132,364.66	132,117.79	17.18	229.69
Main Board:	119,719.06	119,472.19	17.18	229.69
Blocks Board 6_2_3:	12,645.59	12,645.59	0.00	0.00
Forced Sales Board:	0.00	0.00	0.00	0.00
Special Terms Board:	0.00	0.00	0.00	0.00
Daily Average Transactions Volume	29,415,322	29,276,640	151,649	7,549
Transactions Volume	27,873,699	27,806,587	60,700	6,412
Main Board:	24,230,435	24,163,323	60,700	6,412
Blocks Board 6_2_3:	3,643,264	3,643,264	0	0
Forced Sales Board:	0	0	0	0
Special Terms Board:	0	0	0	0
Daily Average Number of Trades	38,605	38,493	63	49
Number of Trades	31,689	31,612	40	37
Main Board:	31,667	31,590	40	37
Blocks Board 6_2_3:	22	22	0	0
Forced Sales Board:	0	0	0	0
Special Terms Board:	0	0	0	0

Trading Details by Athex Sectors and Financial Instruments (ETFs)

Code	Sectors	Gain / Lose / Same	Number of Trades	Transactions Volume	Transactions Value	% of Total Trans. Value
3010	- Banks	5 / 1 / 1	11,948	21,819,218	67,376,602.55	50.90%
5510	- Basic Resources	4 / 6 / 1	649	230,604	782,245.86	0.59%
5010	- Construction & Materials	6 / 6 / 3	2,641	853,164	5,462,371.55	4.13%
4020	- Consumer Products & Services	3 / 1 / 3	199	42,202	148,730.98	0.11%
6010	- Energy	3 / 1 / 0	2,469	480,680	6,692,823.44	5.06%
12000	- Financial Instruments	1 / 0 / 0	37	6,412	229,692.54	0.17%
3020	- Financial Services	0 / 2 / 2	265	28,993	139,980.18	0.11%
4510	- Food Beverage & Tobacco	1 / 2 / 4	204	39,880	879,222.69	0.66%
2010	- Health Care	2 / 1 / 0	111	24,269	27,806.92	0.02%
5020	- Industrial Goods & Services	5 / 7 / 2	1,352	340,601	2,184,355.49	1.65%
3030	- Insurance	0 / 1 / 0	52	10,891	55,232.94	0.04%
4030	- Media	0 / 1 / 1	7	3,225	1,489.85	0.00%
4520	- Personal Care, Drug & Grocery Stores	1 / 1 / 0	340	26,947	256,404.96	0.19%
3510	- Real Estate	5 / 3 / 5	1,018	396,134	1,979,043.83	1.50%
4040	- Retail	1 / 2 / 4	1,220	267,987	5,609,147.91	4.24%
1010	- Technology	4 / 7 / 0	811	394,375	2,553,507.67	1.93%
1510	- Telecommunications	0 / 2 / 0	1,673	682,714	10,356,275.27	7.82%
4050	- Travel & Leisure	3 / 1 / 1	2,347	1,197,916	7,673,125.69	5.80%
6510	- Utilities	5 / 1 / 0	4,346	1,027,487	19,956,594.91	15.08%

Top 10 best & worst performing Shares

Main Market

With positive Price change	Closing price	change	With negative Price change	Closing price	change
CPI SA (CR)	0.692	8.46% #	ALUMIL (CR)	3.03	-2.26% €
PIRAEUS FINANCIAL HOLD (CR)	3.9	3.50% #	ATTICA BANK S.A. (CR)	9.24	-2.12% €
TITAN CEMENT (CB)	32.9	2.81% #	MIG (CR)	3.67	-2.00% €
EYDAP S.A. (CR)	5.81	2.65% #	AS COMPANY SA (CR)	2.8	-1.75% €
EUROBANK HOLDINGS (CR)	2.118	2.32% #	KEKROPS SA (CR)	1.46	-1.68% €
LAMDA DEVELOPMENT SA (CR)	7.61	2.28% #	QUEST HOLDINGS (CR)	5.38	-1.10% €
ALPHA SERVICES HOLD (CR)	1.703	2.22% #	ELINOIL S.A. (CR)	2.16	-0.92% €
PPC (CR)	11.77	1.99% #	THRACE PLASTICS SA (CR)	4.14	-0.84% €
CC HBC AG (CR)	33.92	1.80% #	INTERWOOD-XYLEMPORIA (CR)	0.279	-0.71% €
HELLENIQ ENERGY (CR)	7.4	1.79% #	PERFORMANCE TECHNOLOGIES (CR)	7.1	-0.70% €
With the highest Transactions Value	Value (thou. €)	change	With the highest Transactions Volume	Volume	change
PIRAEUS FINANCIAL HOLD (CR)	26,616.39	3.50% #	EUROBANK HOLDINGS (CR)	8,002,738	2.32% #
EUROBANK HOLDINGS (CR)	16,911.97	2.32% #	PIRAEUS FINANCIAL HOLD (CR)	6,882,033	3.50% #
NATIONAL BANK (CR)	13,935.48	1.35% #	ALPHA SERVICES HOLD (CR)	5,108,642	2.22% #
METLEN ENERGY & METALS (CR)	13,923.68	0.27% #	NATIONAL BANK (CR)	1,720,745	1.35% #
OTE (CR)	10,351.48	-0.39% €	INTRALOT (CR)	746,406	0.00% -
ALPHA SERVICES HOLD (CR)	8,631.63	2.22% #	OTE (CR)	681,994	-0.39% €
OPAP (CR)	5,981.26	1.07% #	PPC (CR)	396,072	1.99% #
JUMBO SA (CR)	5,455.58	0.65% #	ELLAKTOR (CR)	390,324	-0.61% €
MOTOR OIL (CR)	4,754.22	1.21% #	METLEN ENERGY & METALS (CR)	382,323	0.27% #
PPC (CR)	4,619.43	1.99% #	OPAP (CR)	372,934	1.07% #

Note: Stocks that are not included in the "Under Supervision" category, and the transactions value is more than 10,000 €.

Derivatives Summary

	Number of Trades	Volume	Open Interest
Index Futures	147	572	4,826
FTSE/Athex Banks	0	0	1,238
FTSE/Athex Large Cap	147	572	3,565
MSCI GREECE REBASED	0	0	23
Stock Futures	1,190	15,414	475,422
ADMIE (IPTO) HOLDING S.A. (CR)	6	38	24,336
AEGEAN AIRLINES (CR)	11	53	4,142
ALPHA SERVICES HOLD (CR)	156	4,467	166,256
ATHENS INTL AIRPORT (CR)	3	7	1,132
AUTOHELLAS SA (CR)	4	20	161
AVAX S.A. (CR)	0	0	729
CC HBC AG (CR)	5	8	145
CENERGY HOLDINGS (CB)	9	37	3,849
ELLAKTOR (CR)	61	357	4,038
ELVALHALCOR (CR)	9	64	5,150
EUROBANK HOLDINGS (CR)	180	3,837	26,075
EYDAP S.A. (CR)	3	12	4,481
FOURLIS (CR)	0	0	1,236
GEK TERNA (CR)	19	55	14,228
HELLENIC EXCHANGES-A.S.E. (CR)	4	30	4,752
HELLENIQ ENERGY (CR)	18	81	7,103
INTRACOM HOLDINGS (CR)	2	10	7,783
INTRAKAT (CR)	7	14	2,499
JUMBO SA (CR)	11	26	452
LAMDA DEVELOPMENT SA (CR)	23	69	6,851
METLEN ENERGY & METALS (CR)	36	104	5,260
MIG (CR)	0	0	104
MOTOR OIL (CR)	42	193	2,927
NATIONAL BANK (CR)	135	1,157	16,955
OPAP (CR)	24	167	1,672
OPTIMA BANK (CR)	3	3	67
OTE (CR)	26	68	4,286
P.P.A. S.A. (CR)	0	0	80
PIRAEUS FINANCIAL HOLD (CR)	290	4,126	100,775
PPC (CR)	90	361	31,400
QUEST HOLDINGS (CR)	0	0	183
TERNA ENERGY (CR)	0	0	21,457
TITAN CEMENT (CB)	9	44	484
VIOHALCO SA/NV (CB)	4	6	4,374
Index Options	15	137	579
FTSE/Athex Large Cap	15	137	579
Stock Options	1	5	316
ALPHA SERVICES HOLD (CR)	0	0	0
NATIONAL BANK (CR)	0	0	0
OPAP (CR)	0	0	99
OTE (CR)	0	0	126
PIRAEUS FINANCIAL HOLD (CR)	0	0	20
PPC (CR)	1	5	71
Total Derivatives Traded	1,353	16,128	481,143

Number of Outstanding Securities	Nominal Value	Dividends [1] 2021 2022 2023	Date of Last Dividend [2]	Last Coupon Right	Note	Shares	Closing price	% change	Previous closing price/date	Open price	Price min	Price max	Last price	Avg price	Last Bid [7]	Last Ask [7]	P/E after tax	Year	Volume	Trades	Transactions Value[8]	Company Mkt Value (thou. €)	Year low	Year high	Sector[4]	
2,352,839,697	0.290	-- -- 0.026	26/07/2024	18/04/2017	--	ALPHA SERVICES HOLD (CR)	1.703	2.22 P	1.666 30/07/2024	1.6655	1.6645	1.706	1.703	1.69	2970@1.70	1500@1.70	--	--	5,108,642	2,298	8,631,634.87	4,006,886.00	1.444	1.79	30101010	
36,353,868	1.00	-- (0.025)	0.1	16/07/2024	21/08/2023	--	AUSTRIACARD (CB)	5.85	-0.17 E	5.86 30/07/2024	5.9	5.81	5.92	5.85	5.877	258@5.85	500@5.88	--	--	19,829	56	116,525.43	212,670.13	5.66	6.8	10101010
48,624,764	0.080	0.46 0.65	0.7	22/04/2024	05/12/2022	--	AUTOHELLAS SA (CR)	11.86	1.54 P	11.68 30/07/2024	11.84	11.68	11.86	11.86	11.821	20@11.70	222@11.86	--	--	9,631	90	113,846.60	576,689.70	11.02	14.1	40201040
190,162,681	--	0.05	0.08	25/06/2024	07/12/2016	--	CENERGY HOLDINGS (CB)	9.66	0.21 P	9.64 30/07/2024	9.66	9.52	9.66	9.66	9.571	2@9.62	735@9.66	--	--	119,097	434	1,139,898.89	1,836,971.50	6.71	10	50202010
373,175,988	6.70	0.71 0.78	0.93	30/05/2024	29/04/2013	--	CC HBC AG (CR)	33.92	1.80 P	33.32 30/07/2024	34	33.74	34.04	33.92	33.903	5@33.52	269@33.92	--	--	20,646	126	699,962.44	2,658,129.51	25.66	34.04	45101020
3,716,479,777	0.220	-- -- 0.0933	25/07/2024	20/05/2019	--	EUROBANK HOLDINGS (CR)	2.118	2.32 P	2.07 30/07/2024	2.06	2.046	2.14	2.118	2.113	37687@2.12	18922@2.12	--	--	8,002,738	3,253	16,911,969.25	7,871,504.17	1.599	2.263	30101010	
305,635,185	2.18	0.1 0.3	0.9	10/07/2024	01/10/2003	--	HELLENIO ENERGY (CR)	7.4	1.79 P	7.27 30/07/2024	7.3	7.3	7.405	7.4	7.367	1000@7.35	885@7.41	--	--	257,569	871	1,897,611.34	2,261,700.37	7.03	8.81	60101020
83,600,000	0.690	-- -- 0.0504	25/06/2024	02/07/2024	--	INTRACOM HOLDINGS (CR)	3.33	0.76 P	3.305 30/07/2024	3.3	3.3	3.36	3.33	3.327	100@3.32	634@3.33	--	--	10,438	49	34,731.08	278,388.00	3.14	4.335	10101010	
160,523,985	0.300	-- -- 12/08/2008	30/12/2022	--	--	INTRAKAT (CR)	4.99	0.40 P	4.97 30/07/2024	4.97	4.905	4.99	4.99	4.959	4000@4.93	2500@5.00	--	--	97,997	253	485,966.41	801,014.69	4.46	5.64	50101010	
136,059,759	0.880	0.77 0.322	1	10/07/2024	05/03/2014	--	JUMBO SA (CR)	24.76	0.65 P	24.6 30/07/2024	24.6	24.58	24.98	24.76	24.766	1854@24.74	262@24.90	--	--	220,287	1,016	5,455,575.96	3,368,839.63	24.44	30.1	40401010
176,736,715	0.300	-- -- 30/05/2007	27/11/2019	--	--	LAMDA DEVELOPMENT SA (CR)	7.61	2.28 P	7.44 30/07/2024	7.47	7.47	7.63	7.61	7.539	1000@7.59	5030@7.62	--	--	210,189	612	1,584,670.80	1,344,966.40	6.15	7.63	35101010	
142,891,161	0.970	0.4341 1.24	1.5531	26/06/2024	07/07/2017	--	METLEN ENERGY & METALS (CR)	36.48	0.27 P	36.38 30/07/2024	36.5	36.1	36.54	36.48	36.419	4@36.44	2034@36.50	--	--	382,323	2,239	13,923,680.62	5,212,669.55	33	39.56	65102000
13,968,683	0.100	0.036 0.0421	0.0526	28/06/2024	02/11/2021	--	PERFORMANCE TECHNOLOGIES (CR)	7.1	-0.70 E	7.15 30/07/2024	7.2	7.03	7.24	7.1	7.19	10@7.06	1008@7.10	--	--	60,726	79	436,649.02	99,177.65	4.7	7.48	10101010
27,345,120	0.280	-- -- 18/07/2005	26/02/2014	--	--	QUALITY & RELIABILITY SA (CR)	1.166	-0.51 E	1.172 30/07/2024	1.172	1.144	1.18	1.166	1.16	13@1.16	60@1.18	--	--	83,601	145	97,016.90	31,884.41	0.6	1.62	10101010	
78,325,475	--	0.6 0.85	25/06/2024	23/07/2019	--	TITAN CEMENT (CB)	32.9	2.81 P	32 30/07/2024	32.3	32.3	32.9	32.9	32.688	4708@32.80	744@32.95	--	--	58,647	487	1,917,047.20	2,576,908.13	20.9	32.9	50101030	
259,189,761	0.1	0.12 0.12	25/06/2024	26/02/2016	--	VIOHALCO SANNV (CB)	5.88	-0.51 E	5.91 30/07/2024	5.93	5.88	5.98	5.88	5.935	1833@5.88	11@5.92	--	--	89,324	230	530,181.62	1,524,035.79	5.03	6.63	55102015	
148,321,516	0.300	-- 0.07	0.03	29/07/2024	22/01/2020	--	AVAX S.A. (CR)	1.408	-0.14 E	1.41 30/07/2024	1.41	1.404	1.416	1.408	1.409	292@1.41	990@1.41	--	--	39,622	100	55,815.34	208,836.69	1.322	1.884	50101010
232,000,000	2.12	0.0854 0.0682	0.0582	04/10/2023	19/06/2017	--	ADMIE (IPTO) HOLDING S.A. (CR)	2.255	1.58 P	2.22 30/07/2024	2.21	2.21	2.265	2.255	2.242	29@2.25	5150@2.26	8.90	2023	165,352	211	370,705.76	523,160.00	2.08	2.425	65101015
90,167,100	0.500	-- -- 0.7515	20/05/2024	24/05/2021	--	AEGEAN AIRLINES (CR)	11.5	-0.35 E	11.54 30/07/2024	11.6	11.5	11.7	11.5	11.582	1547@11.49	2000@11.54	--	--	63,149	354	731,394.79	1,036,921.65	10.85	13.47	40501010	
103,423,291	0.570	-- -- 01/08/2011	23/08/2023	--	--	GEK TERNA (CR)	17.9	-- ~	17.9 30/07/2024	17.8	17.8	17.94	17.9	17.907	368@17.88	576@17.94	--	--	116,430	503	2,084,955.46	1,851,276.91	12.98	18.24	50101010	
382,000,000	2.48	-- -- 0.25	22/07/2024	12/12/2001	--	PPC (CR)	11.77	1.99 P	11.54 30/07/2024	11.43	11.43	11.77	11.77	11.663	477@11.67	6398@11.77	--	--	396,072	1,431	4,619,433.87	4,496,140.00	10.4	12.67	65101015	
300,000,000	1.00	-- -- 0.33	21/05/2024	07/02/2024	--	ATHENS INTL AIRPORT (CR)	7.962	0.03 P	7.96 30/07/2024	7.96	7.96	8.014	7.962	7.993	148@7.96	800@7.99	--	--	92,023	451	735,513.71	2,388,600.00	7.712	9.56	50206060	
914,715,153	1.00	-- -- 0.3643	29/07/2024	29/08/2018	--	NATIONAL BANK (CR)	8.11	1.35 P	8.002 30/07/2024	8	7.98	8.136	8.11	8.099	2697@8.11	1000@8.12	--	--	1,720,745	2,082	13,935,475.30	7,418,339.89	6.222	8.65	30101010	
375,241,586	0.390	0.03 0.06	0.04	25/06/2024	14/07/2006	--	ELVALHALCOR (CR)	1.89	0.64 P	1.878 30/07/2024	1.88	1.87	1.892	1.89	1.882	404@1.88	2794@1.89	--	--	115,032	323	216,464.04	709,206.60	1.74	2.435	55102015
348,192,005	0.040	-- -- 05/07/2011	22/07/2024	--	--	ELLAKTOR (CR)	1.958	-0.61 E	1.97 30/07/2024	1.97	1.936	1.978	1.958	1.948	1500@1.95	11540@1.96	--	--	390,324	986	760,448.83	681,759.95	1.936	2.84	50101010	
60,348,000	0.420	0.1515 0.1565	0.2504	25/06/2024	04/08/2021	--	HELLENIC EXCHANGES-A.S.E. (CR)	4.8	-- ~	4.8 30/07/2024	4.84	4.785	4.84	4.8	4.813	20@4.79	340@4.80	--	--	22,294	191	107,303.51	289,670.40	4.6	5.92	30202015
106,500,000	0.600	0.28 0.02	0.1	22/07/2024	13/09/2021	--	EYDAP S.A. (CR)	5.81	2.65 P	5.66 30/07/2024	5.7	5.68	5.81	5.81	5.773	200@5.78	839@5.81	--	--	40,798	282	235,540.31	618,765.00	5.38	6.15	65102030
604,095,621	0.300	-- -- 30/05/2013	10/10/2023	--	--	INTRALOT (CR)	1.234	-- ~	1.234 30/07/2024	1.224	1.216	1.238	1.234	1.229	11512@1.23	15700@1.23	--	--	746,406	433	917,337.48	745,454.00	1.014	1.294	40501020	
110,782,980	0.750	0.9054 1.6299	1.8415	26/06/2024	04/11/2013	--	MOTOR OIL (CR)	23.52	1.21 P	23.24 30/07/2024	23.24	23.06	23.52	23.52	23.402	112@23.48	1065@23.54	--	--	203,153	1,485	4,754,218.34	2,605,615.69	22.56	28.56	60101020
370,062,741	0.300	0.6 1	1.6123	29/04/2024	25/06/2024	--	OPAP (CR)	16.11	1.07 P	15.94 30/07/2024	15.91	15.89	16.11	16.11	16.038	1175@16.07	3810@16.11	--	--	372,934	1,536	5,981,257.47	5,961,710.76	14.4	17.35	40501020
1,125,693,573	2.83	0.8231 0.5888	0.7216	04/07/2024	18/06/1998	--	OTE (CR)	15.17	-0.39 E	15.23 30/07/2024	15.23	15.11	15.25	15.17	15.178	100@15.16	2908@15.18	--	--	681,994	1,664	10,351,482.25	6,260,561.50	12.76	15.25	15102015
2,250,367,223	0.930	-- -- 0.0632	10/07/2024	14/04/2021	--	PIRAEUS FINANCIAL HOLD (CR)	3.9	3.50 P	3.768 30/07/2024	3.81	3.802	3.9	3.9	3.868	6558@3.90	16574@3.90	--	--	6,882,033	3,929	26,616,388.45	4,876,432.17	3.21	4.22	30101010	
66,850,563	0.780	0.1493 0.1495	0.2313	02/05/2024	13/06/2018	--	GR. SARANTIS S.A. (CR)	10.98	1.67 P	10.8 30/07/2024	10.88	10.82	11.08	10.98	10.959	500@10.94	200@11.06	--	--	22,422	314	245,727.06	734,019.18	8.18	12.44	45201020
118,105,090	0.300	0.3411 0.3798	0.3821	08/07/2024	05/03/2020	--	TERNA ENERGY (CR)	19.23	-0.10 E	19.25 30/07/2024	19.22	19.22	19.24	19.23	19.228	37282@19.23	3132@19.24	--	--	41,782	169	803,368.49	2,271,160.88	14.68	19.7	65101010
73,774,142	3.45	-- -- 0.44	25/06/2024	04/10/2023	--	OPTIMA BANK (CR)	12.24	-- ~	12.24 30/07/2024	12.24	12.12	12.3	12.24	12.232	20@12.22	8729@12.24	--	--	102,649	336	1,255,647.72	902,995.50	7.24	13.2	30101010	

Main Market - Medium Liquidity Class

13,126,020	0.660	0.1163 0.1158	0.1376	10/07/2024	04/09/2020	--	AS COMPANY SA (CR)	2.8	-1.75 E	2.85 30/07/2024	2.85	2.79	2.85	2.8	2.807	100@2.79	358@2.
------------	-------	---------------	--------	------------	------------	----	--------------------	-----	---------	-----------------	------	------	------	-----	-------	----------	--------

Number of Outstanding Securities	Nominal Value	Dividends [1]			Date of Last Coupon		Note	Shares	Closing price	% change	Previous closing price/date	Open price	Price min	Price max	Last price	Avg price	Last Bid [7]	Last Ask [7]	P/E after tax	Year	Volume	Trades	Transactions Value[8]	Company Mkt Value (thou. €)	Year low	Year high	Sector[4]		
2021	2022	2023	Dividend [2]	Dividend [2]																									
3,114,144	0.360	0.3427	0.2304	0.563	20/05/2024	02/06/2020	---	ALPHA TRUST HOLDINGS (CR)	8.58	---	8.58	30/07/2024	8.58	8.58	8.58	8.58	8.58	100@8.42	200@8.60	---	---	700	21	6,006.00	26,719.36	5.9	8.66	30202010	
243,164,193	0.300	---	---	0.07	19/07/2024	05/12/2023	---	ATTICA HOLDINGS (CR)	2.59	0.39	P	2.58	30/07/2024	2.57	2.56	2.59	2.59	2.572	2500@2.57	651@2.59	---	---	15,327	23	39,415.95	629,795.26	1.86	2.64	40501015
35,764,593	2.10	0.075	0.1046	0.1045	12/06/2024	25/11/2019	---	BRIQ PROPERTIES (CR)	1.96	0.51	P	1.95	30/07/2024	1.945	1.93	1.965	1.96	1.953	14500@1.95	520@1.97	---	---	28,415	42	55,497.04	70,098.60	1.835	2.01	35102030
101,123,806	0.360	---	---	---	22/07/2010	28/06/2011	---	CENTRIC HOLDINGS (CR)	0.352	1.44	P	0.347	30/07/2024	0.355	0.345	0.355	0.352	0.347	11500@0.345	16245@0.352	---	---	5,908	10	2,049.33	35,595.58	0.311	0.467	40203040
784,500	10.00	0.3	---	0.5008	28/05/2024	31/07/2018	---	CNL CAPITAL (CR)	7.1	---	---	7.1	30/07/2024	---	---	---	---	---	100@6.40	248@7.10	---	2022	---	---	---	5,569.95	6.65	9	30202010
10,567,700	0.300	---	---	---	06/10/2005	13/02/2002	---	CPI SA (CR)	0.692	8.46	P	0.638	30/07/2024	0.666	0.62	0.696	0.692	0.649	500@0.654	500@0.690	---	---	23,652	53	15,351.16	7,312.85	0.606	0.99	10102030
18,680,300	0.050	---	---	---	06/07/2022	---	---	DIMAND (CR)	9	---	---	9	30/07/2024	9.05	8.96	9.1	9	9.043	10@8.97	3280@9.00	---	---	5,705	38	51,587.60	168,122.70	8	10.95	35101010
54,200,000	0.075	0.035	0.074	---	18/07/2023	23/11/2021	---	EPSILON NET (CR)	12	-0.17	E	12.02	30/07/2024	12	12	12	12	12844001@12.00	200@12.02	---	---	126,513	54	1,518,156.00	650,400.00	8.8	12.3	10101015	
52,131,944	1.00	0.1102	0.11	---	26/06/2024	23/07/2019	---	FOURLIS (CR)	3.925	---	---	3.925	30/07/2024	3.925	3.91	3.96	3.925	3.933	939@3.93	761@3.96	---	---	21,326	72	83,872.77	204,617.88	3.765	4.37	40401010
48,003,921	0.400	---	---	---	30/08/1993	25/07/2024	---	IDEAL HOLDINGS (CR)	5.89	0.17	P	5.88	30/07/2024	5.88	5.87	5.91	5.89	5.895	50@5.88	1@5.89	---	---	10,897	84	64,242.57	282,743.09	5.47	6.78	10102030
10,500,000	2.40	0.29	0.3	2.21	25/06/2024	02/04/2024	---	INTERCONTINENTAL (CR)	2.48	2.48	P	2.42	30/07/2024	2.48	2.48	2.48	2.48	2.48	324@2.40	150@2.46	4.26	2023	1	1	2.48	26,040.00	2.28	6.9	35102000
168,691,037	0.300	---	---	---	20/08/2007	28/11/2022	---	LAVIPHARM SA (CR)	0.894	1.48	P	0.881	30/07/2024	0.898	0.881	0.898	0.894	0.889	619@0.885	781@0.894	---	---	16,193	32	14,394.20	150,809.79	0.76	1.01	20103015
4,740,000	0.860	---	---	---	14/03/2003	---	---	LOGISMOS S.A. (CR)	1.42	2.16	P	1.39	30/07/2024	1.41	1.39	1.42	1.42	1.402	250@1.39	10@1.42	-(6)-	2023	2,750	15	3,856.50	6,730.80	1.13	1.48	10101015
17,120,280	0.940	0.06	---	---	01/07/2024	26/06/2023	---	LOULIS FOOD (CR)	2.63	-2.23	E	2.69	30/07/2024	2.64	2.63	2.66	2.63	2.64	54@2.63	932@2.66	---	---	2,614	12	6,899.66	45,026.34	2.57	3.09	45102020
4,419,616	1.58	---	0.1531	0.06	15/07/2024	04/03/2015	---	MEDICON S.A (CR)	2.61	-3.69	E	2.71	30/07/2024	2.61	2.6	2.7	2.61	2.616	62@2.60	15@2.69	---	---	275	15	719.31	11,535.20	2.58	3.49	20102010
10,500,000	0.950	---	---	0.15	05/07/2024	21/07/2023	---	MEVACO SA (CR)	4.02	0.25	P	4.01	30/07/2024	4	3.96	4.02	4.02	3.98	5@3.96	500@4.03	---	2022	1,631	4	6,491.90	42,210.00	3.62	4.32	55102015
138,218,440	0.870	---	---	---	11/12/2023	---	---	ORILINA PROPERTIES REIC (CR)	0.899	0.11	P	0.898	30/07/2024	0.895	0.895	0.9	0.9	0.899	2500@0.896	12500@0.900	---	---	21,415	36	19,254.00	124,258.38	0.845	0.9628	35102000
87,538,850	0.500	---	---	0.0304	06/06/2024	28/07/2021	---	PREMIA (CR)	1.162	-0.34	E	1.166	30/07/2024	1.154	1.15	1.164	1.162	1.159	1300@1.16	2050@1.16	---	---	26,074	77	30,223.15	101,720.14	1.09	1.256	35102000
24,586,446	0.230	---	0.04	0.049	04/06/2024	08/06/2022	---	PROFILE SA (CR)	5.01	-0.20	E	5.02	30/07/2024	5.01	4.95	5.07	5.01	4.995	181@5.00	90@5.02	---	---	39,606	166	197,833.44	123,178.09	3.925	5.43	10101010
107,222,688	0.440	(0.5667)	0.2	0.22	25/06/2024	16/03/2022	---	QUEST HOLDINGS (CR)	5.38	-1.10	E	5.44	30/07/2024	5.45	5.38	5.45	5.38	5.409	74@5.39	130@5.40	---	---	11,018	70	59,601.03	576,858.06	5.02	6.25	10101010
6,456,530	1.08	0.12	0.1314	0.16	22/07/2024	02/08/2010	---	SPACE HELLAS SA (CR)	6.66	-0.30	E	6.68	30/07/2024	6.7	6.62	6.7	6.62	6.657	200@6.52	25@6.70	---	---	720	9	4,793.02	43,000.49	6.38	8.48	15101010
120,528,771	1.60	---	---	0.08	19/06/2024	10/11/2023	---	TRADE ESTATES REIC (CR)	1.632	-0.24	E	1.636	30/07/2024	1.634	1.63	1.64	1.632	1.634	160@1.63	1788@1.64	---	---	34,509	47	56,401.28	196,702.95	1.59	1.798	35102045
17,190,046	0.300	---	---	---	16/11/1992	04/12/2023	---	UNIBIOS (CR)	1.47	-0.34	E	1.475	30/07/2024	1.48	1.445	1.495	1.47	1.468	315@1.47	1000@1.48	---	---	22,934	78	33,665.37	25,269.37	1.08	1.5	50204000
32,413,681	0.370	---	---	---	15/07/2009	11/05/2000	---	ALUMIL (CR)	3.03	-2.26	E	3.1	30/07/2024	3.01	3.01	3.07	3.03	3.05	890@3.03	14@3.05	---	---	3,335	16	10,172.70	98,213.45	2.48	3.18	55102035
3,628,761	3.44	0.5109	---	0.316	13/05/2024	19/07/2022	---	ANDROMEDA SA (CR)	6.7	-0.30	E	6.72	30/07/2024	6.64	6.62	6.76	6.62	6.709	100@6.56	192@6.64	3.70	2023	1,521	19	10,203.88	24,312.70	6.28	7.1806	30204000
23,986,500	1.04	---	---	---	26/06/2009	28/08/2023	---	BIOKARPET S.A.(CR)	2.39	-2.05	E	2.44	30/07/2024	2.4	2.39	2.4	2.39	2.395	200@2.34	403@2.39	---	---	31	3	74.25	57,327.74	2.19	3.13	50101035
6,325,000	0.600	0.19	0.153	0.145	15/07/2024	17/02/2014	---	VOYATZOGLOU (CR)	2.34	---	---	2.34	30/07/2024	---	---	---	---	---	345@2.24	830@2.34	---	---	---	---	---	14,800.50	2.16	2.7	50205010
24,060,000	0.300	0.055	0.075	0.075	14/05/2024	01/07/2019	---	GEN. COMMERCIAL & IND.SA (CR)	1.6	---	---	1.6	30/07/2024	1.62	1.55	1.62	1.6	1.563	150@1.55	1096@1.60	10.82	2023	705	13	1,101.70	38,496.00	1.325	1.95	50205010
15,878,748	0.480	---	---	---	10/07/2006	22/03/2004	---	DOMIKI KRITIS SA (CR)	3.765	0.13	P	3.76	30/07/2024	3.795	3.65	3.8	3.765	3.702	250@3.64	337@3.77	---	---	5,767	39	21,352.22	59,783.49	3.07	4.88	50101010
34,720,000	0.310	---	---	---	16/06/2010	01/08/2007	---	DROMEAS SA (CR)	0.322	---	---	0.322	30/07/2024	0.317	0.313	0.322	0.322	0.319	500@0.319	1333@0.322	---	---	4,500	6	1,437.04	11,179.84	0.304	0.398	40202015
13,673,200	0.420	---	---	---	18/07/2008	26/07/2001	---	EVROFARMA SA (CR)	1.6	-1.24	E	1.62	30/07/2024	1.655	1.59	1.67	1.61	1.601	100@1.59	1000@1.60	---	---	1,734	9	2,776.94	21,877.12	1.2	1.94	45102020
22,500,000	0.260	(0.0203)	(0.04)	(0.06)	08/07/2024	24/07/2024	---	EKTER SA (CR)	2.11	0.48	P	2.1	30/07/2024	2.13	2.08	2.13	2.11	2.118	6920@2.11	771@2.13	---	---	29,760	130	63,029.09	47,475.00	1.875	2.38	50101010
18,410,839	1.00	0.262	0.202	---	23/08/2023	10/09/2010	---	ELASTRON (CR)	2.25	-1.32	E	2.28	30/07/2024	2.26	2.21	2.26	2.25	2.223	150@2.22	850@2.25	---	---	2,285	27	5,080.46	41,424.39	2	2.84	55102010
23,828,130	0.500	0.0737	---	0.108	15/07/2024	17/02/2009	---	ELINOIL S.A. (CR)	2.16	-0.92	E	2.18	30/07/2024	2.17	2.15	2.18	2.16	2.156	1030@2.15	1220@2.17	---	---	9,902	65	21,349.89	51,468.76	2.14	2.94	60101020
19,864,886	5.60	0.672	0.672	0.672	18/04/2024	02/07/2008	---	BANK OF GREECE (CR)	13.9	1.09	P	13.75	30/07/2024	13.7	13.7	13.9	13.9	13.791	113@13.85	1641@13.90	---	---	661	23	9,116.10	276,121.92	13.2	15.85	30101010
26,730,187	0.520	0.1	0.12	---	29/06/2023	01/08/2017	---	ELTON SA (CR)	1.8	-1.10	E	1.82	30/07/2024	1.83	1.772	1.83	1.8	1.786											

Daily Official List

Year: 145 Trading Day No: 143

Section 2: Analytic Figures of Shares Transactions

Wednesday, 31 July, 2024

Number of Outstanding Securities	Nominal Value	Dividends [1]			Date of Last Coupon		Note	Shares	Closing price	% change	Previous closing price/date	Open price	Price min	Price max	Last price	Avg price	Last Bid [7]	Last Ask [7]	P/E after tax	Year	Volume	Trades	Transactions Value[8]	Company Mkt Value (thou. €)	Year low	Year high	Sector[4]		
		2021	2022	2023	Dividend [2]	Right																							
114,320,400	0.100	0.01	---	---	26/11/2021	05/08/2019	---	IKTINOS HELLAS SA (CR)	0.4085	-0.37	€	0.41	30/07/2024	0.4005	0.4005	0.41	0.4085	0.404	300@0.402	790@0.409	---	---	23,277	30	9,403.35	46,699.88	0.339	0.599	50101035
9,046,132	0.450	---	0.02	0.02	18/07/2024	13/10/2014	---	ILYDA S.A. (CR)	1.775	-4.57	€	1.86	30/07/2024	1.79	1.77	1.82	1.775	1.786	70@1.78	850@1.79	12.73	2023	5,345	40	9,544.54	16,056.88	1.29	2.02	10101015
3,417,600	0.100	0.016	0.016	0.016	04/07/2024	02/04/2024	---	INTERWOOD-XYLEMPORIA (PR)	0.378	-5.03	€	0.398	30/07/2024	0.378	0.378	0.378	0.378	0.38	209@0.378	500@0.390	---	---	1	1	0.38	13,963.31	0.252	0.595	50101020
45,417,399	0.100	---	---	---	25/07/2008	02/04/2024	---	INTERWOOD-XYLEMPORIA (CR)	0.279	-0.71	€	0.281	30/07/2024	0.282	0.275	0.283	0.276	0.279	800@0.276	600@0.277	---	---	40,364	36	11,261.64	13,963.31	0.25	0.3917	50101020
18,567,912	0.590	0.24	---	0.16	03/07/2024	26/01/2021	---	INTERLIFE G.C.I.(CR)	5.18	-0.38	€	5.2	30/07/2024	5.2	5	5.2	5.18	5.071	125@5.16	970@5.18	7.02	2023	10,891	52	55,232.94	96,181.78	4.55	5.4	30302025
8,424,900	0.500	---	---	---	12/07/2010	04/07/2019	---	INTERTECH SA (CR)	1.285	---	€	1.285	30/07/2024	1.245	1.23	1.285	1.285	1.266	200@1.24	1934@1.29	22.28	2023	7,551	22	9,562.54	10,826.00	1.085	1.485	50205010
19,804,134	0.150	---	---	---	01/07/2004	06/11/2017	---	KEKROPS SA (CR)	1.46	-1.68	€	1.485	30/07/2024	1.465	1.45	1.505	1.46	1.469	250@1.46	1050@1.49	-(6)-	2023	10,877	30	15,978.73	28,914.04	1.215	1.965	35101010
40,219,218	0.260	---	---	---	29/08/2022	10/06/2019	---	KLOUKINAS - LAPPAS SA (CR)	1.49	0.68	€	1.48	30/07/2024	1.48	1.47	1.54	1.5	1.491	36@1.47	710@1.50	---	---	32,581	59	48,570.63	59,926.63	1.425	1.825	50101010
11,510,102	0.890	---	---	---	24/06/2005	06/10/1999	---	NAFPAKTOS TEXTILE (CR)	0.97	-0.41	€	0.974	30/07/2024	0.976	0.97	0.98	0.97	0.978	---	7@0.970	---	---	744	8	727.52	11,164.80	0.68	1.34	55101020
21,224,340	0.420	0.02	---	---	06/09/2022	25/04/2006	---	KORDELLOS BROS SA (CR)	0.49	-0.41	€	0.492	30/07/2024	0.486	0.482	0.496	0.49	0.489	144@0.482	1016@0.490	---	2023	5,833	13	2,853.27	10,399.93	0.453	0.684	55102010
33,065,136	0.380	0.2001	0.2004	---	24/08/2023	16/09/2013	---	KRI-KRI S.A. (CR)	11.55	---	€	11.55	30/07/2024	11.7	11.55	11.7	11.55	11.552	764@11.55	682@11.65	11.83	2023	14,646	53	169,192.10	381,902.32	9.58	12.3	45102020
7,595,160	0.600	---	---	---	10/09/2019	18/08/2010	---	KIRIAKOULIS SHIPPING SA (CR)	1.18	---	€	1.18	30/07/2024	---	---	---	---	---	300@1.14	250@1.16	---	---	---	---	---	8,962.29	0.95	1.65	40501015
6,200,000	0.500	---	---	---	22/06/2010	01/11/1995	---	MINERVA KNITWEAR (CR)	0.635	5.83	€	0.6	30/07/2024	0.635	0.635	0.635	0.635	0.636	300@0.580	200@0.625	---	---	9	2	5.72	3,937.00	0.456	0.98	40204020
5,939,268	0.620	---	---	---	10/07/2003	03/01/2002	---	LANAKAM SA (CR)	0.91	---	€	0.91	30/07/2024	0.91	0.91	0.91	0.91	0.91	250@0.870	50@0.920	---	---	1,010	3	919.10	5,404.73	0.855	1.18	40401020
30,150,000	0.360	0.0401	0.0908	0.122	28/05/2024	25/04/2019	---	MOTODYNAMICS S.A. (CR)	2.68	-0.37	€	2.69	30/07/2024	2.7	2.605	2.715	2.68	2.662	500@2.64	399@2.68	---	---	17,367	88	46,225.23	80,802.00	2.12	3.34	40401030
43,200,000	1.00	0.0824	---	---	07/09/2022	13/09/2023	---	MPLK KEDROS (CR)	3.53	0.57	€	3.51	30/07/2024	3.5	3.5	3.53	3.53	3.513	650@3.52	150@3.54	---	---	4,050	28	14,226.00	152,496.00	3.2	3.53	35102000
8,321,682	0.670	---	---	---	17/08/2007	23/11/1999	---	N. LEVENTERIS (CR)	0.294	---	€	0.294	30/07/2024	---	---	---	---	---	3000@0.206	1350@0.294	---	2023	---	---	---	3,042.88	0.2	0.4	55102010
2,160,524	0.670	---	---	---	03/12/2018	23/11/1999	---	N. LEVENTERIS (PR)	0.276	---	€	0.276	30/07/2024	---	---	---	---	---	3000@0.200	140@0.296	---	2023	---	---	---	3,042.88	0.242	0.41	55102010
126,431,958	2.50	---	---	0.025	19/06/2024	05/06/2024	---	NOVAL PROPERTY REIC (CR)	2.77	---	€	2.77	30/07/2024	2.77	2.745	2.78	2.77	2.759	309@2.76	1539@2.77	---	---	54,396	103	150,095.45	350,216.52	2.6	2.82	35102045
10,080,000	3.00	1.5	1.45	1.3	14/05/2024	27/08/2001	---	TPA SA (CR)	21.2	-0.47	€	21.3	30/07/2024	21.3	21	21.3	21.2	21.092	50@21.10	45@21.20	---	---	695	19	14,658.80	213,696.00	20.3	23.5	50206060
25,000,000	2.00	0.628	1.04	1.336	29/07/2024	08/08/2003	---	P.P.A. S.A. (CR)	25.95	1.37	€	25.6	30/07/2024	25.7	25.7	25.95	25.95	25.851	25@25.70	5@25.95	9.71	2023	3,419	88	88,384.30	648,750.00	23	28.8	50206060
4,971,466	1.46	---	---	---	04/07/2007	08/10/2003	---	PAIRIS SA (CR)	1.075	-0.46	€	1.08	30/07/2024	1.055	1.05	1.075	1.075	1.052	1@1.05	28@1.08	---	---	192	6	201.93	5,344.33	1	1.71	50203030
27,098,594	0.540	0.05	0.0401	0.0702	19/04/2024	14/01/2021	---	PAPOUTSANIS (CR)	2.36	-0.42	€	2.37	30/07/2024	2.37	2.34	2.37	2.36	2.36	669@2.34	7@2.37	15.67	2023	4,525	26	10,677.90	63,952.68	2.2	2.73	45201020
7,070,400	0.930	0.3242	0.2593	0.8645	15/04/2024	06/05/2016	---	PETROPOULOS PETROS (CR)	8.58	-0.23	€	8.6	30/07/2024	8.64	8.5	8.64	8.58	8.564	100@8.54	620@8.60	---	---	4,930	33	42,220.26	60,664.03	7.94	10.65	50206015
43,741,452	0.660	0.2723	0.2629	0.2388	03/06/2024	01/11/1999	---	THRACE PLASTICS SA (CR)	4.14	-0.84	€	4.175	30/07/2024	4.145	4.13	4.17	4.14	4.149	200@4.14	1757@4.14	---	---	8,360	75	34,689.33	181,089.61	3.77	4.595	50203015
21,912,599	0.300	---	0.048	0.0485	20/05/2024	23/02/2007	---	REVOIL (CR)	1.965	0.77	€	1.95	30/07/2024	1.93	1.93	1.975	1.965	1.953	100@1.96	980@1.97	---	---	10,056	48	19,643.87	43,058.26	1.49	2.15	60101020
13,582,223	1.35	---	---	---	24/06/2008	02/02/2016	---	SIDMA STEEL (CR)	1.67	-0.60	€	1.68	30/07/2024	1.69	1.63	1.69	1.67	1.657	100@1.62	1562@1.67	---	---	1,124	11	1,862.08	22,682.31	1.465	2.4	55102010
40,693,350	5.00	---	---	---	03/07/2006	26/05/2015	---	TECHNICAL OLYMPIC SA (CR)	2.56	-0.39	€	2.57	30/07/2024	2.55	2.5	2.57	2.56	2.53	300@2.53	402@2.56	---	---	12,046	84	30,477.09	104,174.98	2.38	3.05	40202010
3,048,000	0.300	---	---	---	06/07/2007	01/06/2021	---	TZIRAKIAN PROFIL (CR)	1.485	1.37	€	1.465	30/07/2024	1.47	1.43	1.485	1.485	1.468	7@1.45	28@1.49	---	2023	445	7	653.07	4,526.28	1.305	1.925	55102010

Main Market - Low Liquidity Class

14,000,000	1.95	3.42	0.26	---	19/07/2023	26/03/2024	---	ALPHA REAL ESTATE (CR)	7.4	---	€	7.4	30/07/2024	7.48	7.4	7.48	7.4	7.475	10@7.30	790@7.40	---	---	16	2	119.60	103,600.00	6.32	11.75	35101015
50,014,177	0.050	---	---	---	04/06/2008	27/03/2023	---	ATTICA BANK S.A. (CR)	9.24	-2.12	€	9.44	30/07/2024	9.56	9.2	9.56	9.4	9.355	41@9.30	124@9.40	---	---	1,750	27	16,370.86	462,131.00	8.54	15	30101010
178,157,803	0.040	---	---	---	01/07/2008	21/02/2020	---	AVE (CR)	0.463	-2.11	€	0.473	30/07/2024	0.462	0.46	0.482	0.482	0.463	750@0.456	300@0.482	---	---	3,200	6	1,480.40	82,487.06	0.42	0.542	40301010
11,869,224	0.540	0.136	0.15	0.15	02/07/2024	30/08/2019	---	FLEXOPACK SA (CR)	7.95	---	€	7.95	30/07/2024	---	---	---	---	---	35@7.80	406@7.95	---	---	---	---	---	94,360.33	7.55	8.65	50203030
468,700	3.42	4.06	2.8	13/06/2024	21/05/2004	---	---	MERMEREN KOMB. A.D. PR. (GDR)	45	---	€	45	30/07/2024	---	---	---	---	---	15@40.80	39@46.40	1.54	2023	---	---	---	21,091.50	38	50	55102000
31,317,025	0.400	---	---	---	26/04/2007	10/05/2023	---	MIG (CR)	3.67	-2.00	€	3.745	30/07/2024	3.745	3.65	3.745	3.74	3.677	10@3.75	333@3.75	---	---	4,478	34	16,466.79	114,933.48	3.57	4.9	30202000
244,737,498	0.500	0.02	0.03	0.02	05/07/2024	28/12/2023	---	TRASTOR REAL EST. INV. CO.(CR)	1.16																				

Number of Outstanding Securities	Nominal Value	Dividends [1]			Date of Last Coupon		Note	Shares	Closing price	% change	Previous closing price/date	Open price	Price min	Price max	Last price	Avg price	Last Bid [7]	Last Ask [7]	P/E after tax	Year	Volume	Trades	Transactions Value[8]	Company Mkt Value (thou. €)	Year low	Year high	Sector[4]	
		2021	2022	2023	Dividend [2]	Right																						
15,300,000	0.300	---	---	---	30/07/2009	13/12/1999	---	ATTICA PUBLICATIONS SA (CR)	0.418	---	0.418	30/07/2024	0.378	0.378	0.378	0.378	175@0.378	1960@0.418	---	---	25	1	9.45	6,395.40	0.292	0.456	40301030	
18,810,000	0.400	---	---	---	08/07/2010	14/11/2007	---	VARVERIS - MODA BAGNO SA (CR)	3.68	---	3.68	30/07/2024	3.7	3.7	3.7	3.7	500@3.36	697@3.69	---	---	125	1	462.50	69,220.80	1.9	3.89	40401025	
15,000,000	0.300	---	---	---	06/07/2007	18/07/2000	---	DAIOS PLASTICS SA (CR)	3.28	---	3.28	30/07/2024	---	---	---	---	100@3.08	100@3.28	---	---	---	---	---	49,200.00	3.04	4.18	50203015	
3,307,500	0.210	---	0.4	---	13/10/2023	30/11/2022	---	ELVE SA (CR)	5.65	---	5.65	30/07/2024	5.65	5.65	5.65	5.65	250@5.30	50@5.70	10.55	2023	108	4	610.20	18,687.38	4.7	5.65	40204020	
86,735,980	0.310	---	---	0.02	22/07/2024	07/09/2023	---	ATHENS MEDICAL CENTER SA (CR)	1.67	0.30	1.665	30/07/2024	1.605	1.6	1.71	1.67	1.627	46@1.63	88@1.68	---	---	7,801	64	12,693.41	144,849.09	1.45	2.03	20101025
2,760,000	11.83	11	11.8	12.4	03/06/2024	16/07/1990	---	KARELIA (CR)	338	---	338	30/07/2024	338	338	338	338	6@334.00	3@338.00	---	---	1	1	338.00	932,880.00	324	350	45103010	
6,700,000	0.800	0.047	0.047	0.047	23/07/2024	29/05/2014	---	MILLS KEPENOS (CR)	1.75	---	1.75	30/07/2024	1.92	1.92	1.92	1.92	350@1.60	300@1.80	18.79	2023	10	1	19.20	11,725.00	1.68	2.26	45102020	
18,017,472	0.360	---	---	---	09/09/2022	28/08/2017	---	KTIMA KOSTAS LAZARIDIS SA (CR)	1.66	---	1.66	30/07/2024	---	---	---	---	125@1.65	77@1.76	---	---	---	---	---	29,909.00	1.6	1.9	45101015	
21,364,000	1.12	---	0.4	---	21/08/2023	08/03/2023	---	LAMPASA HOTEL SA (CR)	37.2	2.20	36.4	30/07/2024	37.2	37.2	37.2	37.2	150@37.20	100@37.80	---	---	100	1	3,720.00	794,740.80	28.4	39.8	40501025	
9,819,370	0.500	---	---	---	14/08/2007	09/01/2004	---	MATHIOS REFRACTORY SA (CR)	0.85	---	0.85	30/07/2024	---	---	---	---	190@0.782	13@0.820	---	---	---	---	---	8,346.46	0.714	1.3	55101000	
32,188,050	1.04	---	---	---	21/07/2008	20/01/2000	---	MOUZAKIS (CR)	0.65	---	0.65	30/07/2024	---	---	---	---	200@0.645	115@0.670	---	---	---	---	---	20,922.23	0.65	0.92	55101020	
6,340,000	0.600	0.17	0.1	0.2	11/12/2023	11/01/2024	---	NAKAS MUSIC	2.76	---	2.76	30/07/2024	2.66	2.66	2.72	2.72	2.69	9@2.72	159@2.88	---	---	20	2	53.80	17,498.40	2.52	3.16	40401030
27,379,200	0.980	---	0.45	---	01/08/2023	29/08/2022	---	CRETE PLASTICS SA (CR)	15.5	1.31	15.3	30/07/2024	15.5	15.5	15.5	15.5	50@15.30	1291@15.50	---	---	134	3	2,077.00	424,377.60	14.4	16.4	50203015	
255,494,534	2.71	0.279	0.255	0.247	14/06/2024	30/09/2021	---	PRODEA (CR)	7.15	---	7.15	30/07/2024	6.75	6.75	6.75	6.75	2000@6.70	345@7.10	---	---	80	1	540.00	1,826,785.92	6.6	8	35102000	
4,181,450	0.500	---	---	---	21/08/2000	05/03/2002	---	FLOUR MILLS SARANTOPOULOS SA	1.07	---	1.07	30/07/2024	---	---	---	---	---	599@1.17	---	---	---	---	---	4,474.15	0.965	1.17	45102020	
8,340,750	1.16	---	---	---	25/06/2009	17/09/2018	---	HAIDEMENOS SA (CR)	0.61	---	0.61	30/07/2024	---	---	---	---	148@0.605	45@0.630	---	2023	---	---	---	5,087.86	0.555	0.92	50205030	

Exchange Traded Funds (ETFs)

971,502	---	---	---	---	15/06/2016	---	ALPHA ETF FTSE Athex Large Cap	35.88	0.82	35.59	30/07/2024	35.66	35.66	35.98	35.88	35.822	500@35.90	200@36.00	---	---	6,412	37	229,692.54	---	31.58	38	12003
---------	-----	-----	-----	-----	------------	-----	--------------------------------	-------	------	-------	------------	-------	-------	-------	-------	--------	-----------	-----------	-----	-----	-------	----	------------	-----	-------	----	-------

Surveillance

89,078,604	0.040	---	---	---	07/07/2010	16/01/2024	5160	FRIGOGLASS SA (CR)	0.226	2.73	0.22	30/07/2024	0.22	0.22	0.226	0.226	0.225	500@0.220	14734@0.238	---	2023	21,480	15	4,842.60	20,131.76	0.208	0.44	50204000
65,326,268	0.530	---	---	---	04/07/2007	19/07/2006	4750	SATO SA (CR)	0.028	---	0.028	30/07/2024	0.0305	0.0305	0.0305	0.0305	0.03123820@0.026	5475@0.031	---	---	10,000	3	305.00	1,829.14	0.027	0.067	40202015	
13,191,620	0.620	---	---	---	04/08/2010	09/09/2002	5232	YALCO - CONSTANTINOU (CR)	0.162	---	0.162	30/07/2024	---	---	---	---	1000@0.146	4990@0.178	---	---	---	---	---	---	2,137.04	0.146	0.208	40202020
17,579,754	4.16	---	---	---	18/08/2006	02/08/2010	---	BIOTER SA (CR)	0.256	8.47	0.236	30/07/2024	0.256	0.256	0.256	0.256	0.256	500@0.224	1963@0.256	---	---	2,500	4	640.00	4,500.42	0.2	0.436	50101010
54,654,600	0.050	---	---	---	01/07/1998	30/12/2022	5275	VIS SA (CR)	0.142	---	0.142	30/07/2024	---	---	---	---	1514@0.140	---	---	2023	---	---	---	---	7,760.95	0.14	0.288	50203030
51,754,364	0.300	---	---	---	23/12/2003	24/01/2007	5197	SELECTED TEXT. IND. ASSOC (CR)	0.13	---	0.13	30/07/2024	---	---	---	---	500@0.120	500@0.130	---	---	---	---	---	---	6,728.07	0.108	0.164	55101020
15,842,391	1.51	---	---	---	15/07/2009	12/05/2000	5141	BITROS HOLDING SA (CR)	0.695	9.45	0.635	30/07/2024	0.695	0.695	0.695	0.695	0.695	7639@0.695	---	---	---	10,801	7	7,506.70	11,010.46	0.41	0.755	55102010
24,319,250	0.300	---	---	---	09/07/2002	04/07/2007	5165	PROODEFTIKH SA (CR)	0.23	---	0.23	30/07/2024	0.23	0.22	0.23	0.22	0.23	9860@0.220	14900@0.230	---	---	15,640	6	3,595.80	5,593.43	0.212	0.4	50101010
28,438,268	0.070	---	---	---	21/08/2006	24/11/1999	5253	SPIROY AGRICULTURE SA (CR)	0.145	---	0.145	30/07/2024	0.15	0.15	0.15	0.15	0.15	2000@0.135	5871@0.150	---	---	229	2	34.35	4,123.55	0.131	0.252	45102010
1,011,000	1.00	---	---	---	01/07/2004	11/12/2012	5193	TRIA ALFA SA (CR)	5.6	---	5.6	30/07/2024	5.05	5.05	5.05	5.05	5.05	109@5.10	59@5.55	---	2023	50	3	252.50	5,661.60	5.05	8.95	55101020

Suspension Status

12,417,000	0.310	---	---	---	27/08/2019	28/08/2017	5233	MLS MULTIMEDIA SA (CR)	0.57	---	0.57	12/05/2020	---	---	---	---	---	---	---	---	---	---	---	---	7,077.69	0.57	0.57	10101015
6,330,002	0.300	---	---	---	25/06/2002	15/03/2019	5278	VARVRESSOS (CR)	0.24	---	0.24	02/05/2023	---	---	---	---	---	---	---	---	---	---	---	---	1,519.20	0.24	0.24	55101020
3,961,300	1.28	---	---	---	29/06/2004	03/08/2000	5248	DUROS SA (CR)	0.25	---	0.25	24/04/2023	---	---	---	---	---	---	---	---	---	---	---	---	990.33	0.25	0.25	40204020
7,125,216	0.650	---	---	---	01/07/2005	14/12/1999	4955	KRE.KA SA (CR)	0.28	---	0.28	06/04/2023	---	---	---	---	---	---	---	---	---	---	---	---	1,995.06	0.28	0.28	45102010
7,734,375	1.00	---	---	---	09/07/2007	07/01/2011	5277	LIVANIS SA (CR)	0.125	---	0.125	28/04/2023	---	---	---	---	---	---	---	---	---	---	---	---	966.80	0.125	0.125	40301030
10,203,575	0.730	---	---	---	16/07/2007	18/10/1999	---	FIERATEX SA (CR)	0.359	---	0.359	30/04/2024	---	---	---	---	---	---	---	---	---	---	---	---	3,663.08	0.335	0.538	55101020

Shares' Notes

Code	Note text
()	- Adjusted dividends.
*	- Last adjusted closing price.
[1]	- Net dividends.
[2]	- The "Date of Last Coupon" for New listings refers to the date company's stocks started to trade in Athex
[3]	- The Company Market Value is referred to the number of outstanding shares
[4]	- Sectors codification can be found in Appendix A
[5]	- The Market Value refers to the total number of shares listed (including their several classes) in the exchange by the company.
[6]	- P/E greater than 100
[7]	- Last view of the Order Book before the end of the trading session
[8]	- All Blocks Methods' Transactions Value are included.
4750	- Transfer to the Under Surveillance Category from 8/4/2011.
4955	- Transfer to the Surveillance Category as from 5/4/2013.
5093	- Transfer to the Surveillance Category as of 8/4/2015.
5141	- Transfer to the Surveillance Category as of 10/05/2017.
5160	- Transfer to the Surveillance Category as of 15/04/2016.
5165	- Transfer to the Surveillance Category as of 15/02/2018.
5193	- Transfer to the Surveillance Category as of 25/10/2018.
5197	- Transfer to the Surveillance Category as of 07/11/2018.
5232	- Transfer to the Under Surveillance Category from 08/04/2011.
5233	- Suspension of trading as of 13/05/2020.
5248	- Transfer to the Surveillance Category as of 06/09/20116.
5253	- Transfer to the Surveillance Category as of 14/5/2021.
5275	- Transfer to the Surveillance Category as of 09/07/2020.
5277	- Suspension of trading as of 02/05/2023.
5278	- Suspension of trading as of 03/05/2023.

Securities Blocks Details

Securities	Block Volume	Price	Block Trade Value	Time of approval	Note
PIRAEUS FINANCIAL HOLD (CR)	250,000	3.83	957,500.00	11:40:08	20
NATIONAL BANK (CR)	50,000	8.11	405,500.00	11:51:53	20
PIRAEUS FINANCIAL HOLD (CR)	200,000	3.83	766,000.00	11:53:03	20
PERFORMANCE TECHNOLOGIES (CR)	10,000	7.20	72,000.00	11:55:38	20
PERFORMANCE TECHNOLOGIES (CR)	40,000	7.20	288,000.00	11:55:57	20
PIRAEUS FINANCIAL HOLD (CR)	100,000	3.84	383,500.00	12:12:42	20
PIRAEUS FINANCIAL HOLD (CR)	128,421	3.84	493,008.22	12:27:00	20
PIRAEUS FINANCIAL HOLD (CR)	200,000	3.84	768,000.00	12:33:01	20
OPTIMA BANK (CR)	20,000	12.22	244,400.00	13:05:20	20
OPTIMA BANK (CR)	20,000	12.24	244,800.00	13:06:04	20
ALPHA SERVICES HOLD (CR)	230,000	1.68	387,090.00	13:25:28	20
EUROBANK HOLDINGS (CR)	200,000	2.13	425,000.00	14:48:11	20
OTE (CR)	30,000	15.18	455,400.00	15:31:59	20
MOTOR OIL (CR)	10,000	23.48	234,800.00	16:01:31	20
PIRAEUS FINANCIAL HOLD (CR)	150,000	3.89	582,900.00	16:41:45	20
PIRAEUS FINANCIAL HOLD (CR)	100,000	3.89	389,000.00	16:49:09	20
PIRAEUS FINANCIAL HOLD (CR)	165,000	3.89	641,850.00	16:55:31	20
EUROBANK HOLDINGS (CR)	364,312	2.12	771,612.82	17:11:08	20
PIRAEUS FINANCIAL HOLD (CR)	263,855	3.90	1,029,034.50	17:12:12	20
ALPHA SERVICES HOLD (CR)	896,074	1.70	1,526,014.02	17:12:40	20
OTE (CR)	65,602	15.17	995,182.34	17:13:13	20
PIRAEUS FINANCIAL HOLD (CR)	150,000	3.90	585,000.00	17:14:28	20

Blocks Notes

- 9 - Method 6-1 / Special Fees
- 10 - Method 6-1 / Special Fees, SDS
- 14 - Method 6-3 / Settlement, Incomplete Buy and Sell
- 18 - Method 6-2 / SPOT 1
- 19 - Method 6-2 / SPOT 2
- 20 - Method 6-1 and Method 6-1 Same Day Settlement
- 21 - Other Pre-agreed

Shares Rights Details

Occurred date	Exercise from	Exercise until	Trading until	Rights	Price min	Price max	Closing price	Last Bid	Last Ask	Volume	Trades	Transactions Value
---------------	---------------	----------------	---------------	--------	-----------	-----------	---------------	----------	----------	--------	--------	--------------------

No Rights Transactions.

Forced Sales Details

Securities	Category of Security	Transactions Volume	Number of Trades	Transactions Value	Note
------------	----------------------	------------------------	---------------------	-----------------------	------

No Forced Transactions.

Forced Sales Notes

- 1 - Compulsory Public Forced Sales
- 2 - Forced Sales of Fixed Registered Shares
- 3 - Forced Sales of Remaining Fractional Shares

Exchange Traded Funds (ETFs) Characteristics

	Transactions Date (T)	Creation / Redemption	Units (T-1)	New Units (T-1)	Redemption Units (T-1)	Units (T) [1]	Fund Assets [2]	Net Unit Price	Dividend per Unit	Dividend Date
ALPHA ETF FTSE Athex Large Cap	31/07/2024	5,000	971,502	---	---	971,502	34,532,170.00	35.5451	1.35	01/07/2024

ETFs Notes

[1] - Units (T) = Units (T-1) + New Units (T-1) - Redemption Units (T-1)

[2] - The Creation / Redemption Units of T-1 are included.

Non Convertible Corporate Bonds - Regulated Market

Num Listed Bonds	Nominal price	Issue price	Today's Rate	Exp. Date	Duration (years)	Note	Coupon		Trading Unit	Corporate Bonds	Accrued Int.	Yield.T.Mat	Price min	Price max	Closing price	Previous closing price/date	Volume	Transactions Value	Last order		ear min	Year max		
							Common	Preferred											Price	Buy / Sell			Date	
230,000	1,000.00	1,000.00	4.70	12/07/2029	7	---	5	---	1	LAMDA DEVELOPMENT S.A. (Non convertible)	2.7417	4.0410	100.0011	101.1000	101.1000	100.1180	30/07/2024	118,000	119,125.24	100.6000	B	31/07/2024	97.0000	101.2000
320,000	1,000.00	1,000.00	3.40	21/07/2027	7	---	9	---	1	LAMDA DEVELOPMENT S.A. (Non Convertible)	1.0389	3.9340	96.9000	97.4500	97.0900	97.0000	30/07/2024	185,000	179,981.65	96.5000	B	31/07/2024	92.0000	97.4500
200,000	1,000.00	1,000.00	2.10	27/10/2027	7	---	8	---	1	O.P.A.P. S.A. (Non Convertible)	5.5417	3.2480	95.5000	96.0000	95.8182	96.2970	30/07/2024	11,000	10,600.96	94.1200	B	31/07/2024	90.5800	96.6000
200,000	1,000.00	1,000.00	1.90	23/03/2028	7	---	7	---	1	MOTOR OIL CORINTH REFINERIES SA (Non Convertible)	6.8083	3.7380	93.0000	93.4500	93.2432	93.2000	30/07/2024	282,000	264,865.82	93.2500	B	31/07/2024	90.5000	93.4500
100,000	1,000.00	1,000.00	2.70	25/05/2026	5	---	7	---	1	COSTAMARE PARTICIPATIONS PLC (Non Convertible)	5.0250	4.0780	96.4000	97.4100	97.0303	96.6500	30/07/2024	226,000	219,749.45	97.1000	B	31/07/2024	94.2567	97.4100
300,000	1,000.00	1,000.00	2.30	20/07/2028	7	---	7	---	1	PRODEA REIC S.A.(Non Convertible)	0.7028	4.6990	90.7500	90.7500	90.7500	90.4910	30/07/2024	10,000	9,082.03	90.7500	B	31/07/2024	86.1234	92.3500
150,000	1,000.00	1,000.00	2.65	22/10/2026	5	---	6	---	1	CPLP SHIPPING HOLDINGS PLC (Non Convertible)	7.5083	4.5880	95.0200	95.3500	95.3350	95.3000	30/07/2024	54,000	51,875.35	95.0100	B	31/07/2024	93.0000	95.5000
250,000	1,000.00	1,000.00	2.45	16/11/2028	7	---	6	---	1	ELVALHALCOR S.A. (Non Convertible)	5.3083	4.2250	92.0000	92.9000	92.4230	92.3990	30/07/2024	74,000	68,785.82	92.1000	B	31/07/2024	88.4206	93.3241
120,000	1,000.00	1,000.00	2.65	06/12/2028	7	---	6	---	1	NOVAL PROPERTY REIC (Non Convertible)	4.1958	4.2340	92.8006	93.3400	92.9869	92.7040	30/07/2024	31,000	28,956.00	93.0000	B	31/07/2024	88.5000	94.2749
500,000	1,000.00	1,000.00	2.75	03/07/2027	7	---	9	---	1	GEK TERNA S.A. (Non Convertible)	2.2917	4.0360	94.8600	95.3800	95.3800	94.4540	30/07/2024	153,000	145,709.81	94.9500	B	31/07/2024	91.5500	95.3800
100,000	1,000.00	1,000.00	2.95	11/02/2027	5	---	5	---	1	SAFE BULKERS PARTICIPATIONS PLC (Non Convertible)	14.0944	4.5700	95.4999	95.4999	95.4999	95.4990	30/07/2024	1,000	969.09	94.9500	B	31/07/2024	92.0000	97.0000
120,000	1,000.00	1,000.00	3.95	04/04/2025	7	---	13	---	1	GEK TERNA S.A. (Non Convertible)	13.1667	3.3180	99.7000	99.9500	99.8598	99.8500	30/07/2024	97,000	98,141.17	99.7500	B	31/07/2024	98.1282	100.1000
100,000	1,000.00	1,000.00	4.40	26/07/2029	7	---	5	---	1	CPLP SHIPPING HOLDINGS PLC (Non Convertible)	0.8556	4.2570	99.0000	99.0001	99.0000	99.0100	30/07/2024	38,000	37,652.51	99.0000	B	31/07/2024	95.0948	100.2438
199,375	1,000.00	1,000.00	3.60	12/03/2026	7	---	11	---	1	AEGEAN AIRLINES S.A. (Non Convertible)	14.3000	3.4610	98.5100	99.6000	99.1605	99.4090	30/07/2024	84,000	84,640.30	98.5010	B	31/07/2024	97.1458	99.6000
150,000	1,000.00	1,000.00	2.60	22/10/2026	7	---	10	---	1	TERNA ENERGY FINANCE S.A. (Non Convertible)	7.3667	3.8760	96.0000	96.5000	96.3361	96.2460	30/07/2024	36,000	34,946.20	96.5500	B	31/07/2024	92.8293	96.5000
100,000	1,000.00	1,000.00	5.50	15/12/2028	5	---	2	---	1	IDEAL HOLDINGS S.A. (Non Convertible)	7.0278	4.6900	102.2500	102.5000	102.3750	102.2460	30/07/2024	2,000	2,061.56	101.4000	B	31/07/2024	100.6502	104.1000
200,000	1,000.00	1,000.00	4.25	23/01/2029	5	---	2	---	1	AUTOHELLAS S.A. (Non Convertible)	1.1806	4.1170	99.9000	100.2000	100.1550	100.2000	30/07/2024	40,000	40,065.22	100.0000	B	31/07/2024	97.5000	101.0000
130,000	1,000.00	1,000.00	6.00	27/02/2029	5	---	1	---	1	INTRALOT S.A. (Non Convertible)	26.1667	5.5060	101.2500	101.3000	101.3000	101.2500	30/07/2024	227,000	235,795.33	101.2300	B	31/07/2024	100.0050	101.9000

Corporate Bonds Notes

Transactions Volume = (Pieces) * (Nominal Price). Transactions Value = (Pieces) * (Nominal Price) * (price %) + (Accrued interest).

The price of a Bond is stated as a percentage (%) of Bond's Nominal Price.

Nominal Price in Euros (€), except if it is noted differently.

Non Convertible Corporate Bonds - Regulated Market

Num Listed Bonds	Nominal price	Issue price	Today's Rate	Exp. Date	Duration (years)	Note	Coupon		Trading Unit	Corporate Bonds	Accrued Int.	Yield.T.Mat	Price min	Price max	Closing price	Previous closing price/date	Volume	Transactions Value	Last order			ear min	Year max	
							Common	Preferred											Price	Buy / Sell	Date			
100,000	1,000.00	1,000.00	2.80	25/01/2027	5	---	6	---	1	PREMIA S.A. (Non Convertible)	0.6222	5.1160	93.1505	94.0100	94.0100	94.8000	29/07/2024	9,000	8,413.53	94.0100	B	31/07/2024	90.9974	97.8048
500,000	1,000.00	1,000.00	4.00	10/07/2030	7	---	3	---	1	METLEN ENERGY & METALS S.A. (Non Convertible)	2.5556	3.6560	100.5200	101.0000	100.9250	100.7350	30/07/2024	337,000	340,740.83	100.8500	B	31/07/2024	98.3001	101.0000
300,000	1,000.00	1,000.00	2.30	14/12/2028	7	---	6	---	1	GEK TERNA S.A. (Non Convertible)	3.1306	4.1810	91.5000	92.0001	92.0001	90.5000	30/07/2024	19,000	17,496.69	92.0000	B	31/07/2024	86.5021	92.0001

Corporate Bonds Notes

Transactions Volume = (Pieces) * (Nominal Price). Transactions Value = (Pieces) * (Nominal Price) * (price %) + (Accrued interest).

The price of a Bond is stated as a percentage (%) of Bond's Nominal Price.

Nominal Price in Euros (€), except if it is noted differently.

Government Bonds

Number Listed Bonds	Nominal price	Today's Rate	Accrued Interest Calc	Exp. Date [1]	Duration (years)	Note	Coupons Date	Curr. coupon value	Trading Unit	Government Bonds	Price min	Price max	Closing price	Previous closing price/date	Volume	Transactions Value	Price	Last order Buy / Sell	Date
3,000,000	1,000.00	4.13	Actual/Actual	15/06/2054	30	---	15/06	4.13	1	GGB-FXD-150654-30Y-4.125-1.000	---	---	---	---	---	---	---	---	---
4,700,000	1,000.00	1.88	Actual/Actual	04/02/2035	15	---	04/02	1.88	1	GGB-FXD-040235-15Y-1.875-1.000	---	---	---	---	---	---	---	---	---
6,000,000	1,000.00	0.75	Actual/Actual	18/06/2031	10	---	18/06	0.75	1	GGB-FXD-180631-10Y-0.750-1.000	---	---	---	---	---	---	---	---	---
3,600,000	1,000.00	3.88	Actual/Actual	15/06/2028	5	---	15/06	3.88	1	GGB-FXD-150628-05Y-3.875-1.000	---	---	---	---	---	---	---	---	---
5,962,747,327	1.00	3.75	Actual/Actual	30/01/2028	10	---	/02 - 01/02 - 31/	3.75	1	GGB-FXD-300128-10Y-3.750-1.000	---	---	---	85.4610 13/07/2018	---	---	1.0000	B	28/11/2018
7,067,309,386	1.00	3.90	Actual/Actual	30/01/2033	15	---	/02 - 01/02 - 31/	3.90	1	GGB-FXD-300133-15Y-3.900-1.000	---	---	---	78.6730 13/07/2018	---	---	1.0000	B	28/11/2018
5,622,848,349	1.00	4.00	Actual/Actual	30/01/2037	19	---	/02 - 01/02 - 31/	4.00	1	GGB-FXD-300137-19Y-4.000-1.000	---	---	---	77.0370 13/07/2018	---	---	1.0000	B	28/11/2018
5,476,770,669	1.00	4.20	Actual/Actual	30/01/2042	24	---	/02 - 01/02 - 31/	4.20	1	GGB-FXD-300142-24Y-4.200-1.000	---	---	---	77.7640 13/07/2018	---	---	1.0000	B	28/11/2018
4,450,000	1,000.00	3.38	Actual/Actual	15/06/2034	10	---	15/06	3.38	1	GGB-FXD-150634-10Y-3.375-1.000	---	---	---	---	---	---	---	---	---
40,248,141	1.00	4.30	Actual/Actual	24/02/2025	13	---	24/02	4.30	1	GGB-FXD-240225-13Y-2.000-1.000	---	---	---	10.0000 22/06/2015	---	---	---	---	---
59,586,043	1.00	4.30	Actual/Actual	24/02/2026	14	---	24/02	4.30	1	GGB-FXD-240226-14Y-2.000-1.000	---	---	---	10.0000 22/06/2015	---	---	---	---	---
41,118,344	1.00	4.30	Actual/Actual	24/02/2027	15	---	24/02	4.30	1	GGB-FXD-240227-15Y-2.000-1.000	---	---	---	10.0000 22/06/2015	---	---	---	---	---
45,137,734	1.00	4.30	Actual/Actual	24/02/2028	16	---	24/02	4.30	1	GGB-FXD-240228-16Y-2.000-1.000	---	---	---	10.0000 22/06/2015	---	---	---	---	---
61,768,888	1.00	4.30	Actual/Actual	24/02/2029	17	---	24/02	4.30	1	GGB-FXD-240229-17Y-2.000-1.000	---	---	---	10.0000 22/06/2015	---	---	---	---	---
54,567,744	1.00	4.30	Actual/Actual	24/02/2030	18	---	24/02	4.30	1	GGB-FXD-240230-18Y-2.000-1.000	---	---	---	10.0000 22/06/2015	---	---	---	---	---
37,541,515	1.00	4.30	Actual/Actual	24/02/2031	19	---	24/02	4.30	1	GGB-FXD-240231-19Y-2.000-1.000	---	---	---	10.0000 22/06/2015	---	---	---	---	---
37,558,317	1.00	4.30	Actual/Actual	24/02/2032	20	---	24/02	4.30	1	GGB-FXD-240232-20Y-2.000-1.000	---	---	---	10.0000 22/06/2015	---	---	---	---	---
37,473,732	1.00	4.30	Actual/Actual	24/02/2033	21	---	24/02	4.30	1	GGB-FXD-240233-21Y-2.000-1.000	---	---	---	10.0000 22/06/2015	---	---	---	---	---
33,888,293	1.00	4.30	Actual/Actual	24/02/2034	22	---	24/02	4.30	1	GGB-FXD-240234-22Y-2.000-1.000	---	---	---	10.0000 22/06/2015	---	---	---	---	---
35,177,800	1.00	4.30	Actual/Actual	24/02/2035	23	---	24/02	4.30	1	GGB-FXD-240235-23Y-2.000-1.000	---	---	---	10.0000 22/06/2015	---	---	---	---	---
35,547,268	1.00	4.30	Actual/Actual	24/02/2036	24	---	24/02	4.30	1	GGB-FXD-240236-24Y-2.000-1.000	---	---	---	10.0000 22/06/2015	---	---	---	---	---
40,246,306	1.00	4.30	Actual/Actual	24/02/2037	25	---	24/02	4.30	1	GGB-FXD-240237-25Y-2.000-1.000	---	---	---	10.0000 22/06/2015	---	---	---	---	---
37,643,952	1.00	4.30	Actual/Actual	24/02/2038	26	---	24/02	4.30	1	GGB-FXD-240238-26Y-2.000-1.000	---	---	---	10.0000 22/06/2015	---	---	---	---	---
36,977,100	1.00	4.30	Actual/Actual	24/02/2039	27	---	24/02	4.30	1	GGB-FXD-240239-27Y-2.000-1.000	---	---	---	10.0000 22/06/2015	---	---	---	---	---
41,615,000	1.00	4.30	Actual/Actual	24/02/2040	28	---	24/02	4.30	1	GGB-FXD-240240-28Y-2.000-1.000	---	---	---	10.0000 22/06/2015	---	---	---	---	---
42,227,208	1.00	4.30	Actual/Actual	24/02/2041	29	---	24/02	4.30	1	GGB-FXD-240241-29Y-2.000-1.000	---	---	---	10.0000 22/06/2015	---	---	---	---	---
68,288,487	1.00	4.30	Actual/Actual	24/02/2042	30	---	24/02	4.30	1	GGB-FXD-240242-30Y-2.000-1.000	---	---	---	10.0000 22/06/2015	---	---	---	---	---
4,250,000	1,000.00	3.88	Actual/Actual	12/03/2029	10	---	12/03	3.88	1	GGB-FXD-120329-10Y-3.875-1.000	---	---	---	---	---	---	100.0000	B	15/10/2019
4,500,000	1,000.00	0.00	Actual/Actual	12/02/2026	5	---	12/02	0.00	1	GGB-FXD-120226-05Y-3.000-1.000	---	---	---	---	---	---	---	---	---
2,209,163	1,000.00	3.38	Actual/Actual	15/02/2025	7	---	15/02	3.38	1	GGB-FXD-150225-07Y-3.375-1.000	---	---	---	---	---	---	---	---	---
964,000	1,000.00	3.25	Actual/Actual	20/03/2025	6	---	20/03	3.25	1	GGB-FXD-200325-06Y-3.250-1.000	---	---	---	---	---	---	---	---	---
2,100,000	1,000.00	3.55	Actual/Actual	20/03/2026	7	---	20/03	3.55	1	GGB-FXD-200326-07Y-3.550-1.000	---	---	---	---	---	---	---	---	---
5,500,000	1,000.00	1.50	Actual/Actual	18/06/2030	10	---	18/06	1.50	1	GGB-FXD-180630-10Y-1.500-1.000	---	---	---	---	---	---	---	---	---
3,500,000	1,000.00	4.38	Actual/Actual	18/07/2038	15	---	18/07	4.38	1	GGB-FXD-180738-15Y-4.375-1.000	---	---	---	---	---	---	---	---	---

Government Bonds Notes

Transactions Volume = (Pieces) * (Nominal Price). Transactions Value = (Pieces) * (Nominal Price) * (price %) + (Accrued interest).

The Value of current coupon for the issues with NV 0.01 euro refers to NV 100 euros

FLR: Floating Interest Rate.

[1] - The Expiration Date of the interest bearing period and the Date for coupon payment.

Government Bonds

Number Listed Bonds	Nominal price	Today's Rate	Accrued Interest Calc	Exp. Date [1]	Duration (years)	Note	Coupons Date	Curr. coupon value	Trading Unit	Government Bonds	Price min	Price max	Closing price	Previous closing price/date	Volume	Transactions Value	Price	Last order Buy / Sell	Date	
40,000	1,000.00	4.67	FLR	Actual/360	18/09/2024	1	---	18/09 - 19/03	---	1	GGB-FLT-180924-01Y-4.670-1.000	---	---	---	---	---	---	---	---	---
5,364,250	1,000.00	3.25		Actual/Actual	20/03/2050	30	---	20/03	3.25	1	GGB-FXD-200350-30Y-3.250-1.000	---	---	---	---	---	---	---	---	---
3,924,361	1,000.00	2.00		Actual/Actual	22/04/2027	7	---	22/04	2.00	1	GGB-FXD-220427-07Y-2.000-1.000	---	---	---	---	---	99.9000	B	22/04/2020	
2,500,000	1,000.00	1.88		Actual/Actual	23/07/2026	7	---	23/07	1.88	1	GGB-FXD-230726-07Y-1.875-1.000	---	---	---	---	---	---	---	---	---
4,900,000	1,000.00	4.25		Actual/Actual	15/06/2033	10	---	15/06	4.25	1	GGB-FXD-150633-10Y-4.250-1.000	---	---	---	---	---	---	---	---	---
3,500,000	1,000.00	1.88		Actual/Actual	24/01/2052	30	---	24/01	1.88	1	GGB-FXD-240152-30Y-1.875-1.000	---	---	---	---	---	---	---	---	---
3,700,000	1,000.00	1.75		Actual/Actual	18/06/2032	10	---	18/06	1.75	1	GGB-FXD-180632-10Y-1.750-1.000	---	---	---	---	---	---	---	---	---
2,200,000	1,000.00	1.13	FLR	Actual/360	15/12/2027	5	---	- 15/12 - 15/03 -	---	1	GGB-FLT-151227-05Y-1.130-1.000	---	---	---	---	---	102.1600	B	30/12/2022	

Government Bonds Notes

Transactions Volume = (Pieces) * (Nominal Price). Transactions Value = (Pieces) * (Nominal Price) * (price %) + (Accrued interest).

The Value of current coupon for the issues with NV 0.01 euro refers to NV 100 euros

FLR: Floating Interest Rate.

[1] - The Expiration Date of the interest bearing period and the Date for coupon payment.

Treasury Bills & Zero Coupon Government Bonds

Issue Date	13-Week Maturity									26-Week Maturity									52-Week Maturity								
	Exp. Date	Initial Rate	Num Listed Bonds	Nominal price	Issue price	Last Trade Price	Last Trade Date	Volume Traded	Note	Exp. Date	Initial Rate	Num Listed Bonds	Nominal price	Issue price	Last Trade Price	Last Trade Date	Volume Traded	Note	Exp. Date	Initial Rate	Num Listed Bonds	Nominal price	Issue price	Last Trade Price	Last Trade Date	Volume Traded	Note
08/09/2023	---	---	---	---	---	---	---	---	---	---	---	---	---	---	---	---	---	---	06/09/2024	3.81	812,500	1,000.00	962.90	---	---	---	---
08/12/2023	---	---	---	---	---	---	---	---	---	---	---	---	---	---	---	---	---	---	06/12/2024	3.70	600,000	1,000.00	963.90	---	---	---	---
08/03/2024	---	---	---	---	---	---	---	---	---	---	---	---	---	---	---	---	---	---	07/03/2025	3.73	812,500	1,000.00	963.70	---	---	---	---
07/06/2024	---	---	---	---	---	---	---	---	---	---	---	---	---	---	---	---	---	---	06/06/2025	3.34	600,000	1,000.00	967.30	---	---	---	---

Bonds in Circulation	Currency / Min nominal traded Value	Coupons Payment Date	Current Coupon Value	Note	Coupon	Trading Unit	Issue Date	Duration (years)	Today's Interest	A.I.C in days	Bonds	Last price of previous days		Last Outcry in Cash (euro)			Trades in Pieces	Life min	Life Max
												Price	Buy / Sell	Date	Price	Buy / Sell			
Corporate Bonds in Foreign Currency and Euro																			
103,746	GBP / 10	01/12	0.25	---	65	1	01/12/1930	98	2.5	360	National Mortgage Bank	2.27	05/02/1996	2.27	S	05/02/1996	---	2.27	2.27
0	GBP / 10	01/12	0.25	---	67	1	01/12/1928	100	2.5	360	National Mortgage Bank	---	---	---	---	---	---	---	---

Government Bonds Notes

A.I.C: Accrued Interest Calculation base.

FLR: Floating Interest Rate.

The minimum tradeable Nominal Value for all Demeterialised Government Titles is 100 Euros.

(μτφρ-0)

Athex & ATHEXClear Members List

Member Name				Stock Market			Derivatives Market		ATHEXClear Member	
	Address	Phone	Fax	Market Member	Remote Member	Market Maker	Proprietary	Market Maker	General Clearing	Direct Clearing
A. SARRIS SECURITIES S.A.				a						
6, ΔΡΑΓΑΤΣΑΝΙΟΥ 6 ΑΘΗΝΑ	2103367700									
ΑΕΟΝIC SECURITIES C.I.F. P.L.C.				a						
, ΛΑΪΟΥ 6, ΓΡ. 301B, ANNA COURT	35725337600									
ALPHA BANK S.A.									a	
, ΣΤΑΔΙΟΥ 40 ΑΘΗΝΑ	2103260000									
ALPHA FINANCE INVESTMENT SERVICES SINGLE MEMBER SA				a		a	a	a		a
5, ΠΑΝΕΠΙΣΤΗΜΙΟΥ 45 ΑΘΗΝΑ	2103677400									
ARGUS STOCKBROKERS LTD				a	a		a			
25, 25 ΛΕΩΦΟΡΟΣ ΔΗΜΟΣΘΕΝΗ ΣΕΒΕΡΗ	0035722717000									
ATHLOS CAPITAL INVESTMENT SERVICES LTD					a					
, 17 STASINOU AVENUE, BEDIZIA TOWER, 6TH & 7TH FL.	35722110777									
ATLANTIC SECURITIES LTD				a	a					
37, ΠΡΟΔΡΟΜΟΥ 37	0035722445400									
AXON SECURITIES S.A.				a			a			
48, ΣΤΑΔΙΟΥ 48 ΑΘΗΝΑ	2103363800									
BETA SECURITIES S.A.				a		a	a			a
29, ΑΛΕΞΑΝΔΡΑΣ 29 ΑΘΗΝΑ	210 6478900									
BNP PARIBAS S.A.									a	
, ΛΑΜΨΑΚΟΥ 2 ΑΘΗΝΑ	2107468525									
BOFA SECURITIES EUROPE SA				a	a					
, 51 RUE LA BOÉTIE	+33 153655555									
CAPITAL SECURITIES S.A.				a			a			
58, ΜΗΤΡΟΠΟΛΕΩΣ 58 ΑΘΗΝΑ	2103369700									
CITIGROUP GLOBAL MARKETS EUROPE AG				a	a					
16, REUTERWEG 16	+49 691366-0									
CITIGROUP GLOBAL MARKETS LIMITED				a						
1, 33 CANADA SQUARE - CANARY WHARF	+44 02079864000									
CREDIT SUISSE BANK (EUROPE), S.A.				a						
, CALLE AYALA 42, 3A PLANTA-B MADRID	+34917916000									
CREDIT SUISSE SECURITIES (EUROPE) LIMITED				a						
1, ONE CABOT SQUARE LONDON	+44 2078888888									
CYCLOS SECURITIES S.A.				a			a			
39, ΧΑΡΙΛΑΟΥ ΤΡΙΚΟΥΠΗ 6-8-10 ΑΘΗΝΑ	2103364300									
DEUTSCHE BANK S.A.					a					
1, GREAT WINCHESTER STREET LONDON	+44 20 754 54209	00441133361437								
EUROBANK EQUITIES INVESTMENT FIRM SINGLE MEMBER SA				a		a	a	a		a
, ΦΙΛΕΛΗΝΩΝ 10 & ΞΕΝΟΦΩΝΤΟΣ 13 ΑΘΗΝΑ	2103720425									
EUROBANK S.A.									a	
, ΟΘΩΝΟΣ 8 ΑΘΗΝΑ	2144043907									
EUROCORP INVESTMENT SERVICES S.A.				a			a			a
14, ΠΛ.ΦΙΛΙΚΗΣ ΕΤΑΙΡΕΙΑΣ 14 ΑΘΗΝΑ	2107263600									
EUROTRUST INVESTMENT FIRM SA				a						
113, ΣΕΒΑΣΤΟΥΠΟΛΕΩΣ 113 ΑΘΗΝΑ	2103363100									
EUROXX SECURITIES S.A.				a		a	a	a		a
7, ΠΑΛΑΙΟΛΟΓΟΥ ΧΑΛΑΝΔΡΙ	(210)-6879400	(210)-6879401								
7, ΠΑΛΕΟΛΟΓΟΥ ΧΑΛΑΝΔΡΙ	+30 2106879400	210-6879401								
FREEDOM FINANCE EUROPE LTD				a	a					
, ΧΡΙΣΤΑΚΗ ΚΡΑΝΟΥ 20	035725257786									
G. A. PERVANAS SECURITIES- INVESTMENT SERVICES S.A.				a						
7-9, ΣΟΦΟΚΛΕΟΥΣ 7-9 ΑΘΗΝΑ	2103727200									
GLOBAL CAPITAL SECURITIES & FINANCIAL SERVICES LTD				a	a					
50, ΛΑΡΧΙΕΠΙΣΚΟΠΟΥ ΜΑΚΑΡΙΟΥ Γ50	0035722710710									
GREENPOST TRADING EUROPE LTD				a	a	a				
, ΚΙΜΩΝΟΣ 3, ACROPOLIS MANSIONS, 2ND FLOOR, FLAT/OFFICE 202	035722521389									
HELLENIC AMERICAN SECURITIES S.A.				a		a	a			a
27, ΑΝΔΡΕΑ ΠΑΠΑΝΔΡΕΟΥ 27 ΜΑΡΟΥΣΙ	2103311100									
HELLENIC BANK (INVESTMENTS) LTD					a					
, ΑVE.ΚΥΡΙΑΚΟΥ ΜΑΤΣΙ 31 - ΡΟ BOX 24747 NICOSIA	+357 22500100	357 22500110								
HSBC CONTINENTAL EUROPE									a	
109-111, ΑΜΕΣΟΓΕΙΩΝ 109-111	2106960000									
INDEX SECURITIES S.A.				a						
6, ΔΡΑΓΑΤΣΑΝΙΟΥ 6 ΑΘΗΝΑ	2103213920									

Athex & ATHEXClear Members List

Member Name				Stock Market			Derivatives Market		ATHEXClear Member	
	Address	Phone	Fax	Market Member	Remote Member	Market Maker	Proprietary	Market Maker	General Clearing	Direct Clearing
J. CHR. MAVRIKIS SECURITIES S.A.				a						
5, ΣΟΦΟΚΛΕΟΥΣ 5 ATHINA	2103216730									
KAPPA SECURITIES S.A.				a			a			
15, ΒΑΛΑΩΡΙΤΟΥ 15 ATHINA	2103678600									
KARAMANOF SECURITIES & INVESTMENT SERVICES S.A.				a						
2, ΠΛ.ΑΓ.ΘΕΟΔΩΡΩΝ 2 ATHINA	2103212947									
LAIKI FINANCIAL SERVICES LTD					a					
26, AVE. VYRONOS NICOSIA	357 22367367	357 22718567								
LEON DEPOLAS SECURITIES S.A.				a		a	a			
1, ΧΡΗΣΤΟΥ ΛΑΔΑ 1 ATHINA	2103213276 -28									
MEGA EQUITY SECURITIES & FINANCIAL SERVICES PUBLIC LTD				a	a		a			
42-44, ΛΕΩΦ.ΓΡΙΒΑ ΔΙΓΕΝΗ 42-44	0035722711711									
MERIT SECURITIES S.A				a		a	a			a
5, ΣΟΦΟΚΛΕΟΥΣ 5 ATHINA	2141008814									
MERRILL LYNCH INTERNATIONAL				a						
2, 2 KING EDWARD STREET LONDON	+44 20276281000									
N. CHRYSOCHOIDIS STOCK BROKERAGE I.S.S.A.				a			a			a
7-9, ΣΟΦΟΚΛΕΟΥΣ 7-9 ATHINA	2103213913									
NATIONAL BANK OF GREECE S.A.				a		a	a		a	
86, ΑΙΟΛΟΥ STR. ATHINA	(210)-3341000	(210)-3228187								
68, ΑΚΑΔΙΜΙΑΣ STR. ATHINA	(210)-3328817	(210)-3328678								
NATIONAL SECURITIES SINGLE MEMBER SA				a		a	a	a		
66, ΛΕΩΦΟΡΟΣ ΑΘΗΝΩΝ 128-132 & ΙΦΙΓΕΝΙΑΣ ATHINA	2103328784									
NUNTIUS BROKERAGE AND INVESTMENT SERVICES SINGLE MEMBER S.A.				a			a			
6, ΔΡΑΓΑΤΣΑΝΙΟΥ 6 ATHINA	2103350599									
ONE PLUS CAPITAL LIMITED				a	a					
, 75 PRODROMOU AVENUE NICOSIA 1307	35722873760									
OPTIMA BANK S.A.				a		a	a	a	a	
, ΑΙΓΙΑΛΕΙΑΣ 32 & ΠΑΡΑΔΕΙΣΟΥ ΜΑΡΟΥΣΙ	210 8173000									
PANCRETA BANK S.A									a	
, ΙΚΑΡΟΥ 5	2810338746									
PANTELAKIS SECURITIES S.A.				a		a	a	a		
57, ΕΘΝΙΚΗΣ ΑΝΤΙΣΤΑΣΕΩΣ 57, ΚΤΙΠΙΟ Β CHALANDRI	2106965000									
PIRAEUS BANK S.A.				a			a		a	
, ΑΜΕΡΙΚΗΣ 4 ATHINA	2103335000									
PIRAEUS SECURITIES S. A.				a		a	a	a		a
10, ΣΤΑΔΙΟΥ 10 ATHINA	2103354100									
PROCHOICE SECURITIES LTD				a	a					
57, ΛΕΩΦ.ΣΠΥΡΟΥ ΚΥΠΡΙΑΝΟΥ 57, ΑΚΙΝΗΤΑ Φ	035724661192									
SHARELINK SECURITIES & FINANCIAL SERVICES LTD				a			a			
6, HOUSE-ΘΕΟΤΟΚΗ 6 ΜΕΓΑΡΟ ΕΛΛΗΝΑ	+357 22554200									
SOCIETE GENERALE S.A.				a	a		a			
, 17 COURS VALMY, CEDEX	+157290504									
SOLIDUS SECURITIES S.A				a			a			a
64, ΛΟΥΙΖΗΣ ΠΙΑΝΚΟΥΡ 64 ATHINA	2106900600									
ST. EM. LAVRENTAKIS SECURITIES S.A.				a						
7-9, ΣΟΦΟΚΛΕΟΥΣ 7-9 ATHINA	2103213336									
THE CYPRUS INVESTMENT & SECURITIES CORPORATION LTD				a	a					
154, 1 AG. PROKOPIOU & POSIDONOS 1ST FLOOR	0035722121700									
UBS EUROPE SE				a	a					
, OPERNTURM, BOCKENHEIMER LANDSTRASSE 2-4	496921790									
UBS LIMITED					a					
1, FINSBURY AVENUE LONDON	+44 2075687135									
VIGOR FINANCE INVESTMENT SERVICES S.A.				a			a			
, ΨΥΧΑΡΗ 14 Ν. PSYCHIKO	2106718400									

List of Stocks under Market Making operations

Securities	Market Maker	Start Market Making	Stock Category	Suspension Status
MLS MULTIMEDIA SA (CR)				
	PIRAEUS SECURITIES S. A.	01/08/2019		
ALPHA ETF FTSE Athex Large Cap			Exchange Traded Funds (ETFs)	
	ALPHA FINANCE INVESTMENT SERVICES SINGLE MEMBER SA	02/01/1900		
	NATIONAL SECURITIES SINGLE MEMBER SA	02/01/1900		
ADMIE (IPTO) HOLDING S.A. (CR)			Main Market	
	EUROBANK EQUITIES INVESTMENT FIRM SINGLE MEMBER SA	24/05/2021		
	HELLENIC AMERICAN SECURITIES S.A.	09/03/2020		
	PIRAEUS SECURITIES S. A.	29/06/2017		
AEGEAN AIRLINES (CR)			Main Market	
	EUROBANK EQUITIES INVESTMENT FIRM SINGLE MEMBER SA	22/09/2020		
ALPHA SERVICES HOLD (CR)			Main Market	
	ALPHA FINANCE INVESTMENT SERVICES SINGLE MEMBER SA	29/02/2016		
	EUROBANK EQUITIES INVESTMENT FIRM SINGLE MEMBER SA	22/10/2006		
	GREENPOST TRADING EUROPE LTD	12/06/2023		
	HELLENIC AMERICAN SECURITIES S.A.	25/07/2014		
	LEON DEPOLAS SECURITIES S.A.	04/01/2016		
	MERIT SECURITIES S.A	03/09/2012		
	NATIONAL SECURITIES SINGLE MEMBER SA	02/01/1900		
	PIRAEUS SECURITIES S. A.	28/05/2009		
ALPHA TRUST HOLDINGS (CR)			Main Market	
	EUROBANK EQUITIES INVESTMENT FIRM SINGLE MEMBER SA	06/02/2023		
	LEON DEPOLAS SECURITIES S.A.	04/01/2021		
ALUMIL (CR)			Main Market	
	PIRAEUS SECURITIES S. A.	31/07/2023		
ANDROMEDA SA (CR)			Main Market	
	BETA SECURITIES S.A.	15/02/2021		
	OPTIMA BANK S.A.	03/04/2023		
ATHENS INTL AIRPORT (CR)			Main Market	
	PIRAEUS SECURITIES S. A.	03/06/2024		
ATTICA BANK S.A. (CR)			Main Market	
	EUROXX SECURITIES S.A.	22/01/2016		
AUSTRIACARD (CB)			Main Market	
	BETA SECURITIES S.A.	23/03/2023		
	EUROXX SECURITIES S.A.	10/06/2024		
AUTOHELLAS SA (CR)			Main Market	
	ALPHA FINANCE INVESTMENT SERVICES SINGLE MEMBER SA	01/07/2019		
	EUROXX SECURITIES S.A.	02/07/2018		
AVAX S.A. (CR)			Main Market	
	EUROBANK EQUITIES INVESTMENT FIRM SINGLE MEMBER SA	14/12/2015		
	OPTIMA BANK S.A.	04/09/2023		
	PIRAEUS SECURITIES S. A.	01/02/2021		
AVE (CR)			Main Market	
	EUROXX SECURITIES S.A.	05/06/2020		
BRIO PROPERTIES (CR)			Main Market	
	EUROBANK EQUITIES INVESTMENT FIRM SINGLE MEMBER SA	09/09/2019		
	LEON DEPOLAS SECURITIES S.A.	22/02/2021		
	PIRAEUS SECURITIES S. A.	05/02/2024		
CC HBC AG (CR)			Main Market	
	BETA SECURITIES S.A.	08/03/2021		
	NATIONAL SECURITIES SINGLE MEMBER SA	02/01/1900		
	PIRAEUS SECURITIES S. A.	04/05/2015		
CENERGY HOLDINGS (CB)			Main Market	
	ALPHA FINANCE INVESTMENT SERVICES SINGLE MEMBER SA	02/01/2016		
	EUROBANK EQUITIES INVESTMENT FIRM SINGLE MEMBER SA	02/01/2016		
	OPTIMA BANK S.A.	14/03/2022		
	PANTELAKIS SECURITIES S.A.	27/12/2022		
CNL CAPITAL (CR)			Main Market	
	MERIT SECURITIES S.A	01/10/2018		
DIMAND (CR)			Main Market	
	ALPHA FINANCE INVESTMENT SERVICES SINGLE MEMBER SA	08/08/2022		
	EUROBANK EQUITIES INVESTMENT FIRM SINGLE MEMBER SA	08/08/2022		
	PANTELAKIS SECURITIES S.A.	15/05/2023		
EKTER SA (CR)			Main Market	
	BETA SECURITIES S.A.	26/09/2022		
	EUROBANK EQUITIES INVESTMENT FIRM SINGLE MEMBER SA	16/10/2017		
	LEON DEPOLAS SECURITIES S.A.	21/05/2018		
ELASTRON (CR)			Main Market	
	LEON DEPOLAS SECURITIES S.A.	20/02/2017		

List of Stocks under Market Making operations

Securities	Stock Category
Market Maker	Start Market Making
ELLAKTOR (CR)	Main Market
ALPHA FINANCE INVESTMENT SERVICES SINGLE MEMBER SA	18/03/2019
EUROBANK EQUITIES INVESTMENT FIRM SINGLE MEMBER SA	01/06/2012
EUROXX SECURITIES S.A.	24/09/2018
NATIONAL SECURITIES SINGLE MEMBER SA	02/01/1900
PIRAEUS SECURITIES S. A.	22/10/2018
ELTON SA (CR)	Main Market
OPTIMA BANK S.A.	30/01/2023
ELVALHALCOR (CR)	Main Market
ALPHA FINANCE INVESTMENT SERVICES SINGLE MEMBER SA	07/05/2018
BETA SECURITIES S.A.	09/01/2023
EUROBANK EQUITIES INVESTMENT FIRM SINGLE MEMBER SA	07/05/2018
EUROBANK HOLDINGS (CR)	Main Market
ALPHA FINANCE INVESTMENT SERVICES SINGLE MEMBER SA	09/01/2006
EUROBANK EQUITIES INVESTMENT FIRM SINGLE MEMBER SA	01/06/2012
GREENPOST TRADING EUROPE LTD	12/06/2023
HELLENIC AMERICAN SECURITIES S.A.	25/07/2014
LEON DEPOLAS SECURITIES S.A.	30/11/2018
MERIT SECURITIES S.A	06/11/2017
NATIONAL SECURITIES SINGLE MEMBER SA	02/01/1900
PIRAEUS SECURITIES S. A.	28/09/2009
EUROCONSULTANTS S.A. (CR)	Main Market
EUROBANK EQUITIES INVESTMENT FIRM SINGLE MEMBER SA	22/07/2014
OPTIMA BANK S.A.	01/02/2023
EYDAP S.A. (CR)	Main Market
ALPHA FINANCE INVESTMENT SERVICES SINGLE MEMBER SA	27/01/2020
EUROBANK EQUITIES INVESTMENT FIRM SINGLE MEMBER SA	10/06/2019
FOURLIS (CR)	Main Market
EUROBANK EQUITIES INVESTMENT FIRM SINGLE MEMBER SA	01/12/2016
PIRAEUS SECURITIES S. A.	06/03/2017
GEK TERNA (CR)	Main Market
BETA SECURITIES S.A.	08/03/2021
EUROBANK EQUITIES INVESTMENT FIRM SINGLE MEMBER SA	24/05/2021
PIRAEUS SECURITIES S. A.	29/08/2019
GR. SARANTIS S.A. (CR)	Main Market
BETA SECURITIES S.A.	14/05/2012
EUROBANK EQUITIES INVESTMENT FIRM SINGLE MEMBER SA	24/10/2016
PIRAEUS SECURITIES S. A.	02/04/2024
HELLENIC EXCHANGES-A.S.E. (CR)	Main Market
HELLENIC AMERICAN SECURITIES S.A.	01/09/2014
NATIONAL SECURITIES SINGLE MEMBER SA	02/01/1900
PIRAEUS SECURITIES S. A.	04/05/2015
HELLENIQ ENERGY (CR)	Main Market
ALPHA FINANCE INVESTMENT SERVICES SINGLE MEMBER SA	07/11/2023
EUROBANK EQUITIES INVESTMENT FIRM SINGLE MEMBER SA	01/11/2023
HELLENIC AMERICAN SECURITIES S.A.	14/09/2015
PIRAEUS SECURITIES S. A.	20/03/2017
IDEAL HOLDINGS (CR)	Main Market
EUROBANK EQUITIES INVESTMENT FIRM SINGLE MEMBER SA	07/06/2021
PIRAEUS SECURITIES S. A.	07/06/2021
INTERCONTINENTAL (CR)	Main Market
LEON DEPOLAS SECURITIES S.A.	03/06/2019
INTERLIFE G.C.I.(CR)	Main Market
PIRAEUS SECURITIES S. A.	22/01/2024
INTERWOOD-XYLEMPORIA (CR)	Main Market
EUROBANK EQUITIES INVESTMENT FIRM SINGLE MEMBER SA	05/07/2021
PANTELAKIS SECURITIES S.A.	01/07/2021
INTRAKAT (CR)	Main Market
BETA SECURITIES S.A.	04/10/2021
PANTELAKIS SECURITIES S.A.	10/10/2022
JUMBO SA (CR)	Main Market
BETA SECURITIES S.A.	01/02/2021
EUROBANK EQUITIES INVESTMENT FIRM SINGLE MEMBER SA	25/05/2020
GREENPOST TRADING EUROPE LTD	12/06/2023
MERIT SECURITIES S.A	06/11/2017
PIRAEUS SECURITIES S. A.	06/03/2017
KLOUKINAS - LAPPAS SA (CR)	Main Market
OPTIMA BANK S.A.	02/01/2023

List of Stocks under Market Making operations

Securities	Stock Category
Market Maker	Start Market Making
KRI-KRI S.A. (CR)	Main Market
EUROBANK EQUITIES INVESTMENT FIRM SINGLE MEMBER SA	07/05/2018
PIRAEUS SECURITIES S. A.	11/12/2023
LAMDA DEVELOPMENT SA (CR)	Main Market
EUROBANK EQUITIES INVESTMENT FIRM SINGLE MEMBER SA	08/12/2014
PANTELAKIS SECURITIES S.A.	06/11/2017
PIRAEUS SECURITIES S. A.	29/06/2017
LAMPSA HOTEL SA (CR)	Main Market
LEON DEPOLAS SECURITIES S.A.	16/01/2017
METLEN ENERGY & METALS (CR)	Main Market
ALPHA FINANCE INVESTMENT SERVICES SINGLE MEMBER SA	15/04/2019
BETA SECURITIES S.A.	11/04/2022
EUROBANK EQUITIES INVESTMENT FIRM SINGLE MEMBER SA	20/09/2017
GREENPOST TRADING EUROPE LTD	12/06/2023
MERIT SECURITIES S.A	25/02/2019
NATIONAL SECURITIES SINGLE MEMBER SA	02/01/1900
PIRAEUS SECURITIES S. A.	04/05/2015
MOTODYNAMICS S.A. (CR)	Main Market
OPTIMA BANK S.A.	25/08/2023
MOTOR OIL (CR)	Main Market
BETA SECURITIES S.A.	08/03/2021
EUROBANK EQUITIES INVESTMENT FIRM SINGLE MEMBER SA	22/10/2006
GREENPOST TRADING EUROPE LTD	12/06/2023
LEON DEPOLAS SECURITIES S.A.	01/04/2019
MERIT SECURITIES S.A	25/02/2019
NATIONAL SECURITIES SINGLE MEMBER SA	02/01/1900
PIRAEUS SECURITIES S. A.	04/05/2015
MPLE KEDROS (CR)	Main Market
OPTIMA BANK S.A.	08/11/2023
OPTIMA BANK S.A.	16/10/2023
NAFPAKTOS TEXTILE (CR)	Main Market
OPTIMA BANK S.A.	29/01/2024
NATIONAL BANK (CR)	Main Market
ALPHA FINANCE INVESTMENT SERVICES SINGLE MEMBER SA	09/01/2006
EUROBANK EQUITIES INVESTMENT FIRM SINGLE MEMBER SA	22/10/2006
GREENPOST TRADING EUROPE LTD	12/06/2023
HELLENIC AMERICAN SECURITIES S.A.	25/07/2014
LEON DEPOLAS SECURITIES S.A.	20/05/2015
MERIT SECURITIES S.A	03/09/2012
NATIONAL SECURITIES SINGLE MEMBER SA	02/01/1900
PIRAEUS SECURITIES S. A.	08/09/2008
NOVAL PROPERTY REIC (CR)	Main Market
ALPHA FINANCE INVESTMENT SERVICES SINGLE MEMBER SA	05/06/2024
PIRAEUS SECURITIES S. A.	05/06/2024
OPAP (CR)	Main Market
ALPHA FINANCE INVESTMENT SERVICES SINGLE MEMBER SA	09/01/2006
EUROBANK EQUITIES INVESTMENT FIRM SINGLE MEMBER SA	22/10/2006
GREENPOST TRADING EUROPE LTD	12/06/2023
HELLENIC AMERICAN SECURITIES S.A.	25/07/2014
MERIT SECURITIES S.A	20/03/2017
NATIONAL SECURITIES SINGLE MEMBER SA	02/01/1900
PIRAEUS SECURITIES S. A.	04/05/2015
OPTIMA BANK (CR)	Main Market
ALPHA FINANCE INVESTMENT SERVICES SINGLE MEMBER SA	12/12/2023
EUROBANK EQUITIES INVESTMENT FIRM SINGLE MEMBER SA	11/12/2023
OPTIMA BANK S.A.	06/11/2023
ORILINA PROPERTIES REIC (CR)	Main Market
EUROBANK EQUITIES INVESTMENT FIRM SINGLE MEMBER SA	11/12/2023
LEON DEPOLAS SECURITIES S.A.	11/12/2023
OTE (CR)	Main Market
ALPHA FINANCE INVESTMENT SERVICES SINGLE MEMBER SA	09/01/2006
EUROBANK EQUITIES INVESTMENT FIRM SINGLE MEMBER SA	22/10/2006
GREENPOST TRADING EUROPE LTD	12/06/2023
HELLENIC AMERICAN SECURITIES S.A.	25/07/2014
LEON DEPOLAS SECURITIES S.A.	20/04/2015
MERIT SECURITIES S.A	20/03/2017
NATIONAL SECURITIES SINGLE MEMBER SA	02/01/1900
PIRAEUS SECURITIES S. A.	08/09/2008

List of Stocks under Market Making operations

Securities	Stock Category
Market Maker	Start Market Making
P.P.A. S.A. (CR)	Main Market
EUROBANK EQUITIES INVESTMENT FIRM SINGLE MEMBER SA	06/02/2019
PAPOUTSANIS (CR)	Main Market
ALPHA FINANCE INVESTMENT SERVICES SINGLE MEMBER SA	19/11/2018
BETA SECURITIES S.A.	25/11/2013
PERFORMANCE TECHNOLOGIES (CR)	Main Market
EUROBANK EQUITIES INVESTMENT FIRM SINGLE MEMBER SA	22/02/2021
PANTELAKIS SECURITIES S.A.	08/03/2021
PETROPOULOS PETROS (CR)	Main Market
EUROBANK EQUITIES INVESTMENT FIRM SINGLE MEMBER SA	01/04/2019
PANTELAKIS SECURITIES S.A.	16/03/2020
PIRAEUS FINANCIAL HOLD (CR)	Main Market
ALPHA FINANCE INVESTMENT SERVICES SINGLE MEMBER SA	15/04/2019
EUROBANK EQUITIES INVESTMENT FIRM SINGLE MEMBER SA	22/10/2006
EUROXX SECURITIES S.A.	15/02/2016
GREENPOST TRADING EUROPE LTD	12/06/2023
HELLENIC AMERICAN SECURITIES S.A.	25/07/2014
LEON DEPOLAS SECURITIES S.A.	30/11/2018
MERIT SECURITIES S.A	16/09/2013
NATIONAL SECURITIES SINGLE MEMBER SA	02/01/1900
PIRAEUS SECURITIES S. A.	16/02/2009
PPC (CR)	Main Market
ALPHA FINANCE INVESTMENT SERVICES SINGLE MEMBER SA	09/01/2006
BETA SECURITIES S.A.	01/02/2021
EUROBANK EQUITIES INVESTMENT FIRM SINGLE MEMBER SA	22/10/2006
GREENPOST TRADING EUROPE LTD	12/06/2023
HELLENIC AMERICAN SECURITIES S.A.	01/09/2014
MERIT SECURITIES S.A	06/11/2017
NATIONAL SECURITIES SINGLE MEMBER SA	02/01/1900
PIRAEUS SECURITIES S. A.	28/09/2009
PREMIA (CR)	Main Market
BETA SECURITIES S.A.	01/06/2021
LEON DEPOLAS SECURITIES S.A.	05/12/2022
PANTELAKIS SECURITIES S.A.	23/12/2021
PROFILE SA (CR)	Main Market
OPTIMA BANK S.A.	03/04/2023
PANTELAKIS SECURITIES S.A.	01/07/2019
QUALITY & RELIABILITY SA (CR)	Main Market
OPTIMA BANK S.A.	03/01/2023
QUEST HOLDINGS (CR)	Main Market
BETA SECURITIES S.A.	26/03/2018
EUROBANK EQUITIES INVESTMENT FIRM SINGLE MEMBER SA	28/01/2019
REVOIL (CR)	Main Market
BETA SECURITIES S.A.	26/06/2023
OPTIMA BANK S.A.	15/04/2024
SIDMA STEEL (CR)	Main Market
OPTIMA BANK S.A.	25/05/2023
SPACE HELLAS SA (CR)	Main Market
MERIT SECURITIES S.A	09/12/2022
TECHNICAL OLYMPIC SA (CR)	Main Market
BETA SECURITIES S.A.	04/04/2022
OPTIMA BANK S.A.	05/07/2023
TERNA ENERGY (CR)	Main Market
EUROBANK EQUITIES INVESTMENT FIRM SINGLE MEMBER SA	24/05/2021
PIRAEUS SECURITIES S. A.	09/12/2019
THRACE PLASTICS SA (CR)	Main Market
ALPHA FINANCE INVESTMENT SERVICES SINGLE MEMBER SA	26/03/2018
LEON DEPOLAS SECURITIES S.A.	28/03/2024
PIRAEUS SECURITIES S. A.	02/04/2024
TITAN CEMENT (CB)	Main Market
BETA SECURITIES S.A.	01/02/2021
EUROBANK EQUITIES INVESTMENT FIRM SINGLE MEMBER SA	06/11/2019
PIRAEUS SECURITIES S. A.	18/01/2021
TRADE ESTATES REIC (CR)	Main Market
EUROBANK EQUITIES INVESTMENT FIRM SINGLE MEMBER SA	08/11/2023
EUROBANK EQUITIES INVESTMENT FIRM SINGLE MEMBER SA	10/11/2023
PANTELAKIS SECURITIES S.A.	08/11/2023
PANTELAKIS SECURITIES S.A.	10/11/2023

List of Stocks under Market Making operations

Securities	Market Maker	Start Market Making	Stock Category
TZIRAKIAN PROFIL (CR)			Main Market
LEON DEPOLAS SECURITIES S.A.		19/07/2021	
VIOHALCO SA/NV (CB)			Main Market
ALPHA FINANCE INVESTMENT SERVICES SINGLE MEMBER SA		11/03/2008	
EUROBANK EQUITIES INVESTMENT FIRM SINGLE MEMBER SA		04/03/2014	
MERIT SECURITIES S.A		17/03/2014	

Underlying Asset				Derivatives Market													
Price max	Price min	Closing price	change	Delivery Month	Open price	Price max	Price min	Last price	Closing price	Last Bid	Last Ask	Fixing price*	Life high	Life low	Trades	Volume	Open Interest
FTSE/Athex Large Cap				(Trade Unit: 1 Index Point x 2€, Cash Settlement)													
3,606.78	3,555.34	3,606.78	1.45%	August 2024	3,559.25	3,607.00	3,559.25	3,607.00	3,607.00	---	---	---	3,607.00	---	119	481	3,076
				September 2024	3,569.00	3,600.00	3,569.00	3,600.00	3,600.00	---	---	---	3,600.75	---	28	91	489
				October 2024	---	---	---	---	---	---	---	---	---	---	---	---	---
				December 2024	---	---	---	---	3,583.50	---	---	---	---	---	---	---	---
				March 2025	---	---	---	---	3,601.50	---	---	---	---	---	---	---	---
				June 2025	---	---	---	---	3,619.50	---	---	---	---	---	---	---	---
FTSE/Athex Banks				(Trade Unit: 1 Index Point x 15€, Cash Settlement)													
1,305.43	1,277.76	1,305.20	2.15%	September 2024	---	---	---	---	1,251.75	---	---	---	1,332.75	---	---	---	1,238
				December 2024	---	---	---	---	1,288.00	---	---	---	---	---	---	---	---
				March 2025	---	---	---	---	1,294.25	---	---	---	---	---	---	---	---
				June 2025	---	---	---	---	1,300.75	---	---	---	---	---	---	---	---
MSCI GREECE REBASED				(Trade Unit: 1 Index Point x 2€, Cash Settlement)													
5,658.34	5,562.92	5,658.34	1.53%	August 2024	---	---	---	---	5,537.75	---	---	---	5,695.25	---	---	---	---
				September 2024	---	---	---	---	5,439.25	---	---	---	5,516.00	---	---	---	3
				October 2024	---	---	---	---	5,492.00	---	---	---	5,515.50	---	---	---	10
				November 2024	---	---	---	---	5,492.75	---	---	---	5,516.00	---	---	---	10
				December 2024	---	---	---	---	5,617.50	---	---	---	---	---	---	---	---
				January 2025	---	---	---	---	5,626.00	---	---	---	---	---	---	---	---
				March 2025	---	---	---	---	5,645.50	---	---	---	---	---	---	---	---
				June 2025	---	---	---	---	5,673.75	---	---	---	---	---	---	---	---

Derivatives notes

Fixing prices and final open positions can be retrieved from the following path <http://www.helex.gr/el/web/guest/statistics-end-of-day-derivatives>

Underlying Asset				Derivatives Market													
Price max	Price min	Closing price	change	Delivery Month	Open price	Price max	Price min	Last price	Closing price	Last Bid	Last Ask	Fixing price*	Life high	Life low	Trades	Volume	Open Interest
2.265	2.21	2.255	1.58%	(Contract Size: 100 Securities, Physical Delivery)													
				September 2024	2.21	2.23	2.19	2.23	2.23	---	---		2.39	---	6	38	24,336
				December 2024	---	---	---	---	2.24	---	---		---	---	---	---	---
				March 2025	---	---	---	---	2.25	---	---		---	---	---	---	---
				June 2025	---	---	---	---	2.26	---	---		---	---	---	---	---
11.7	11.5	11.5	-0.35%	(Contract Size: 100 Securities, Physical Delivery)													
				September 2024	11.67	11.68	11.57	11.60	11.60	---	---		12.49	---	10	23	4,082
				December 2024	11.82	11.82	11.82	11.82	11.82	---	---		12.12	---	1	30	60
				March 2025	---	---	---	---	11.69	---	---		---	---	---	---	---
				June 2025	---	---	---	---	11.75	---	---		---	---	---	---	---
1.706	1.645	1.703	2.22%	(Contract Size: 100 Securities, Physical Delivery)													
				September 2024	1.67	1.71	1.67	1.71	1.71	---	---		1.79	---	155	4,464	166,254
				December 2024	1.71	1.71	1.71	1.71	1.71	---	---		1.71	---	1	3	2
				March 2025	---	---	---	---	1.69	---	---		---	---	---	---	---
				June 2025	---	---	---	---	1.70	---	---		---	---	---	---	---
8.014	7.96	7.962	0.03%	(Contract Size: 100 Securities, Physical Delivery)													
				September 2024	8.06	8.06	8.01	8.01	8.01	---	---		8.41	---	3	7	1,132
				December 2024	---	---	---	---	8.02	---	---		---	---	---	---	---
				March 2025	---	---	---	---	8.06	---	---		---	---	---	---	---
				June 2025	---	---	---	---	8.10	---	---		---	---	---	---	---
11.86	11.68	11.86	1.54%	(Contract Size: 100 Securities, Physical Delivery)													
				September 2024	11.76	11.85	11.76	11.77	11.77	---	---		12.13	---	4	20	161
				December 2024	---	---	---	---	11.77	---	---		---	---	---	---	---
				March 2025	---	---	---	---	11.83	---	---		---	---	---	---	---
				June 2025	---	---	---	---	11.89	---	---		---	---	---	---	---
1.416	1.404	1.408	-0.14%	(Contract Size: 100 Securities, Physical Delivery)													
				September 2024	---	---	---	---	1.40	---	---		1.49	---	---	---	729
				December 2024	---	---	---	---	1.42	---	---		---	---	---	---	---
				March 2025	---	---	---	---	1.43	---	---		---	---	---	---	---
				June 2025	---	---	---	---	1.44	---	---		---	---	---	---	---
34.04	33.74	33.92	1.80%	(Contract Size: 100 Securities, Physical Delivery)													
				September 2024	33.53	33.61	33.40	33.43	33.43	---	---		33.61	---	5	8	145
				December 2024	---	---	---	---	33.58	---	---		---	---	---	---	---
				March 2025	---	---	---	---	33.75	---	---		---	---	---	---	---
				June 2025	---	---	---	---	33.92	---	---		---	---	---	---	---

Derivatives notes

Fixing prices and final open positions can be retrieved from the following path <http://www.helex.gr/el/web/guest/statistics-end-of-day-derivatives>

Underlying Asset				Derivatives Market													
Price max	Price min	Closing price	change	Delivery Month	Open price	Price max	Price min	Last price	Closing price	Last Bid	Last Ask	Fixing price*	Life high	Life low	Trades	Volume	Open Interest
CENERGY HOLDINGS (CB)				(Contract Size: 100 Securities, Physical Delivery)													
9.66	9.52	9.66	0.21%	September 2024	9.64	9.75	9.59	9.75	9.75	---	---	---	10.03	---	9	37	3,849
				December 2024	---	---	---	---	9.72	---	---	---	---	---	---	---	---
				March 2025	---	---	---	---	9.77	---	---	---	---	---	---	---	---
				June 2025	---	---	---	---	9.81	---	---	---	---	---	---	---	---
ELLAKTOR (CR)				(Contract Size: 124 Securities, Physical Delivery)													
1.978	1.936	1.958	-0.61%	September 2024	1.98	1.99	1.93	1.98	1.98	---	---	---	2.12	1.93	61	357	4,038
				December 2024	---	---	---	---	1.99	---	---	---	---	---	---	---	---
				March 2025	---	---	---	---	2.00	---	---	---	---	---	---	---	---
				June 2025	---	---	---	---	2.01	---	---	---	---	---	---	---	---
ELVALHALCOR (CR)				(Contract Size: 100 Securities, Physical Delivery)													
1.892	1.87	1.89	0.64%	September 2024	1.93	1.93	1.88	1.90	1.90	---	---	---	2.04	---	9	64	5,136
				December 2024	---	---	---	---	1.88	---	---	---	1.91	---	---	---	14
				March 2025	---	---	---	---	1.90	---	---	---	---	---	---	---	---
				June 2025	---	---	---	---	1.91	---	---	---	---	---	---	---	---
EUROBANK HOLDINGS (CR)				(Contract Size: 100 Securities, Physical Delivery)													
2.14	2.046	2.118	2.32%	September 2024	2.10	2.14	2.07	2.13	2.13	---	---	---	2.19	---	180	3,837	26,070
				December 2024	---	---	---	---	2.18	---	---	---	2.28	---	---	---	5
				March 2025	---	---	---	---	2.10	---	---	---	---	---	---	---	---
				June 2025	---	---	---	---	2.11	---	---	---	---	---	---	---	---
EYDAP S.A. (CR)				(Contract Size: 100 Securities, Physical Delivery)													
5.81	5.68	5.81	2.65%	September 2024	5.77	5.80	5.77	5.80	5.80	---	---	---	5.90	---	3	12	4,481
				December 2024	---	---	---	---	5.70	---	---	---	---	---	---	---	---
				March 2025	---	---	---	---	5.73	---	---	---	---	---	---	---	---
				June 2025	---	---	---	---	5.76	---	---	---	---	---	---	---	---
FOURLIS (CR)				(Contract Size: 100 Securities, Physical Delivery)													
3.96	3.91	3.925	0.00%	September 2024	---	---	---	---	4.04	---	---	---	4.19	---	---	---	1,236
				December 2024	---	---	---	---	3.96	---	---	---	---	---	---	---	---
				March 2025	---	---	---	---	3.98	---	---	---	---	---	---	---	---
				June 2025	---	---	---	---	4.00	---	---	---	---	---	---	---	---
GEK TERNA (CR)				(Contract Size: 100 Securities, Physical Delivery)													
17.94	17.8	17.9	0.00%	September 2024	17.98	18.05	17.94	18.04	18.04	---	---	---	18.27	---	19	55	14,225
				December 2024	---	---	---	---	18.07	---	---	---	17.74	---	---	---	3
				March 2025	---	---	---	---	18.13	---	---	---	---	---	---	---	---
				June 2025	---	---	---	---	18.22	---	---	---	---	---	---	---	---

Derivatives notes

Fixing prices and final open positions can be retrieved from the following path <http://www.helex.gr/el/web/guest/statistics-end-of-day-derivatives>

Underlying Asset				Derivatives Market													
Price max	Price min	Closing price	change	Delivery Month	Open price	Price max	Price min	Last price	Closing price	Last Bid	Last Ask	Fixing price*	Life high	Life low	Trades	Volume	Open Interest
HELLENIC EXCHANGES-A.S.E. (CR)				(Contract Size: 100 Securities, Physical Delivery)													
4.84	4.785	4.8	0.00%	September 2024	4.83	4.87	4.83	4.87	4.87	---	---	---	5.25	---	4	30	4,752
				December 2024	---	---	---	---	4.84	---	---	---	---	---	---	---	---
				March 2025	---	---	---	---	4.86	---	---	---	---	---	---	---	---
				June 2025	---	---	---	---	4.89	---	---	---	---	---	---	---	---
HELLENiQ ENERGY (CR)				(Contract Size: 100 Securities, Physical Delivery)													
7.405	7.3	7.4	1.79%	September 2024	7.40	7.43	7.37	7.43	7.43	---	---	---	8.40	---	18	81	7,103
				December 2024	---	---	---	---	7.33	---	---	---	---	---	---	---	---
				March 2025	---	---	---	---	7.36	---	---	---	---	---	---	---	---
				June 2025	---	---	---	---	7.40	---	---	---	---	---	---	---	---
INTRACOM HOLDINGS (CR)				(Contract Size: 102 Securities, Physical Delivery)													
3.36	3.3	3.33	0.76%	September 2024	3.35	3.35	3.35	3.35	3.35	---	---	---	3.55	3.27	2	10	7,783
				December 2024	---	---	---	---	3.33	---	---	---	---	---	---	---	---
				March 2025	---	---	---	---	3.35	---	---	---	---	---	---	---	---
				June 2025	---	---	---	---	3.36	---	---	---	---	---	---	---	---
INTRAKAT (CR)				(Contract Size: 100 Securities, Physical Delivery)													
4.99	4.905	4.99	0.40%	September 2024	4.96	4.99	4.96	4.99	4.99	---	---	---	5.20	---	7	14	2,499
				December 2024	---	---	---	---	5.01	---	---	---	---	---	---	---	---
				March 2025	---	---	---	---	5.03	---	---	---	---	---	---	---	---
				June 2025	---	---	---	---	5.06	---	---	---	---	---	---	---	---
JUMBO SA (CR)				(Contract Size: 100 Securities, Physical Delivery)													
24.98	24.58	24.76	0.65%	September 2024	24.77	24.97	24.76	24.96	24.96	---	---	---	26.97	---	11	26	452
				December 2024	---	---	---	---	24.80	---	---	---	---	---	---	---	---
				March 2025	---	---	---	---	24.92	---	---	---	---	---	---	---	---
				June 2025	---	---	---	---	25.04	---	---	---	---	---	---	---	---
LAMDA DEVELOPMENT SA (CR)				(Contract Size: 100 Securities, Physical Delivery)													
7.63	7.47	7.61	2.28%	September 2024	7.51	7.64	7.51	7.62	7.62	---	---	---	7.64	---	23	69	6,851
				December 2024	---	---	---	---	7.50	---	---	---	---	---	---	---	---
				March 2025	---	---	---	---	7.54	---	---	---	---	---	---	---	---
				June 2025	---	---	---	---	7.57	---	---	---	---	---	---	---	---
METLEN ENERGY & METALS (CR)				(Contract Size: 100 Securities, Physical Delivery)													
36.54	36.1	36.48	0.27%	September 2024	36.50	36.79	36.22	36.79	36.79	---	---	---	38.35	---	36	104	5,240
				December 2024	---	---	---	---	36.87	---	---	---	36.20	---	---	---	20
				March 2025	---	---	---	---	36.85	---	---	---	---	---	---	---	---
				June 2025	---	---	---	---	37.04	---	---	---	---	---	---	---	---

Derivatives notes

Fixing prices and final open positions can be retrieved from the following path <http://www.helex.gr/el/web/guest/statistics-end-of-day-derivatives>

Underlying Asset				Derivatives Market														
Price max	Price min	Closing price	change	Delivery Month	Open price	Price max	Price min	Last price	Closing price	Last Bid	Last Ask	Fixing price*	Life high	Life low	Trades	Volume	Open Interest	
MIG (CR)																		
3.745	3.65	3.67	-2.00%															(Contract Size: 100 Securities, Physical Delivery)
				September 2024	---	---	---	---	3.77	---	---	---	3.94	---	---	---	---	104
				December 2024	---	---	---	---	3.77	---	---	---	---	---	---	---	---	---
				March 2025	---	---	---	---	3.79	---	---	---	---	---	---	---	---	---
				June 2025	---	---	---	---	3.81	---	---	---	---	---	---	---	---	---
MOTOR OIL (CR)																		
23.52	23.06	23.52	1.21%															(Contract Size: 100 Securities, Physical Delivery)
				September 2024	23.50	23.61	23.20	23.60	23.60	---	---	---	26.50	---	---	42	193	2,927
				December 2024	---	---	---	---	23.42	---	---	---	---	---	---	---	---	---
				March 2025	---	---	---	---	23.54	---	---	---	---	---	---	---	---	---
				June 2025	---	---	---	---	23.66	---	---	---	---	---	---	---	---	---
NATIONAL BANK (CR)																		
8.136	7.98	8.11	1.35%															(Contract Size: 100 Securities, Physical Delivery)
				September 2024	8.05	8.17	8.05	8.16	8.16	---	---	---	8.36	---	---	135	1,157	16,955
				December 2024	---	---	---	---	8.07	---	---	---	---	---	---	---	---	---
				March 2025	---	---	---	---	8.11	---	---	---	---	---	---	---	---	---
				June 2025	---	---	---	---	8.15	---	---	---	---	---	---	---	---	---
OPAP (CR)																		
16.11	15.89	16.11	1.07%															(Contract Size: 102 Securities, Physical Delivery)
				September 2024	16.01	16.10	15.88	16.10	16.10	---	---	---	16.10	14.60	---	24	167	1,652
				December 2024	---	---	---	---	16.33	---	---	---	15.30	---	---	---	---	20
				March 2025	---	---	---	---	16.15	---	---	---	---	---	---	---	---	---
				June 2025	---	---	---	---	16.23	---	---	---	---	---	---	---	---	---
OPTIMA BANK (CR)																		
12.3	12.12	12.24	0.00%															(Contract Size: 100 Securities, Physical Delivery)
				September 2024	12.22	12.24	12.22	12.24	12.24	---	---	---	13.13	---	---	3	3	67
				December 2024	---	---	---	---	12.34	---	---	---	---	---	---	---	---	---
				March 2025	---	---	---	---	12.40	---	---	---	---	---	---	---	---	---
				June 2025	---	---	---	---	12.46	---	---	---	---	---	---	---	---	---
OTE (CR)																		
15.25	15.11	15.17	-0.39%															(Contract Size: 100 Securities, Physical Delivery)
				September 2024	15.25	15.28	15.18	15.24	15.24	---	---	---	15.28	---	---	26	68	4,286
				December 2024	---	---	---	---	15.35	---	---	---	---	---	---	---	---	---
				March 2025	---	---	---	---	15.43	---	---	---	---	---	---	---	---	---
				June 2025	---	---	---	---	15.50	---	---	---	---	---	---	---	---	---
P.P.A. S.A. (CR)																		
25.95	25.7	25.95	1.37%															(Contract Size: 100 Securities, Physical Delivery)
				September 2024	---	---	---	---	23.88	---	---	---	26.47	---	---	---	---	80
				December 2024	---	---	---	---	25.80	---	---	---	---	---	---	---	---	---
				March 2025	---	---	---	---	25.93	---	---	---	---	---	---	---	---	---
				June 2025	---	---	---	---	26.06	---	---	---	---	---	---	---	---	---

Derivatives notes

Fixing prices and final open positions can be retrieved from the following path <http://www.helex.gr/el/web/guest/statistics-end-of-day-derivatives>

Underlying Asset				Derivatives Market													
Price max	Price min	Closing price	change	Delivery Month	Open price	Price max	Price min	Last price	Closing price	Last Bid	Last Ask	Fixing price*	Life high	Life low	Trades	Volume	Open Interest
PIRAEUS FINANCIAL HOLD (CR)																	
(Contract Size: 100 Securities, Physical Delivery)																	
3.9	3.802	3.9	3.50%	September 2024	3.83	3.92	3.83	3.91	3.91	---	---	---	4.05	---	290	4,126	100,775
				December 2024	---	---	---	---	3.80	---	---	---	3.43	---	---	---	---
				March 2025	---	---	---	---	3.82	---	---	---	---	---	---	---	---
				June 2025	---	---	---	---	3.84	---	---	---	---	---	---	---	---
PPC (CR)																	
(Contract Size: 100 Securities, Physical Delivery)																	
11.77	11.43	11.77	1.99%	September 2024	11.66	11.79	11.54	11.78	11.78	---	---	---	11.90	---	90	361	31,400
				December 2024	---	---	---	---	11.63	---	---	---	---	---	---	---	---
				March 2025	---	---	---	---	11.69	---	---	---	---	---	---	---	---
				June 2025	---	---	---	---	11.75	---	---	---	---	---	---	---	---
QUEST HOLDINGS (CR)																	
(Contract Size: 100 Securities, Physical Delivery)																	
5.45	5.38	5.38	-1.10%	September 2024	---	---	---	---	5.40	---	---	---	5.38	---	---	---	183
				December 2024	---	---	---	---	5.48	---	---	---	---	---	---	---	---
				March 2025	---	---	---	---	5.51	---	---	---	---	---	---	---	---
				June 2025	---	---	---	---	5.54	---	---	---	---	---	---	---	---
TERNA ENERGY (CR)																	
(Contract Size: 100 Securities, Physical Delivery)																	
19.24	19.22	19.23	-0.10%	September 2024	---	---	---	---	19.32	---	---	---	19.55	---	---	---	21,457
				December 2024	---	---	---	---	19.40	---	---	---	---	---	---	---	---
				March 2025	---	---	---	---	19.50	---	---	---	---	---	---	---	---
				June 2025	---	---	---	---	19.60	---	---	---	---	---	---	---	---
TITAN CEMENT (CB)																	
(Contract Size: 100 Securities, Physical Delivery)																	
32.9	32.3	32.9	2.81%	September 2024	32.53	32.87	32.48	32.87	32.87	---	---	---	32.87	---	9	44	484
				December 2024	---	---	---	---	32.25	---	---	---	---	---	---	---	---
				March 2025	---	---	---	---	32.42	---	---	---	---	---	---	---	---
				June 2025	---	---	---	---	32.58	---	---	---	---	---	---	---	---
VIOHALCO SA/NV (CB)																	
(Contract Size: 100 Securities, Physical Delivery)																	
5.98	5.88	5.88	-0.51%	September 2024	5.95	5.95	5.93	5.93	5.93	---	---	---	6.50	---	4	6	4,249
				December 2024	---	---	---	---	5.99	---	---	---	6.10	---	---	---	125
				March 2025	---	---	---	---	5.99	---	---	---	---	---	---	---	---
				June 2025	---	---	---	---	6.02	---	---	---	---	---	---	---	---

Derivatives notes

Fixing prices and final open positions can be retrieved from the following path <http://www.helex.gr/el/web/guest/statistics-end-of-day-derivatives>

FTSE/Athex Large Cap

(Trade Unit: 1 Index Point x 2€ - Exercise Style: European, Cash Settlement)

Call Options														Put Options																					
August 2024							September 2024							Other Months		August 2024							September 2024							Other Months		Exer- cise Price			
Open price	Price max	Price min	Last price	Closing price	Volume	Open Interest	Open price	Price max	Price min	Last price	Closing price	Volume	Open Interest	Volume	Open Interest	Open price	Price max	Price min	Last price	Closing price	Volume	Open Interest	Open price	Price max	Price min	Last price	Closing price	Volume	Open Interest	Volume	Open Interest				
2,450	-	-	-	-	-	-	0.00	0.00	0.00	-	1,109.00	-	-	-	-	-	-	-	-	-	-	-	0.00	0.00	0.00	-	0.01	-	-	2,450					
2,500	-	-	-	-	-	-	0.00	0.00	0.00	-	1,059.00	-	-	-	-	-	-	-	-	-	-	-	0.00	0.00	0.00	-	0.01	-	-	2,500					
2,550	-	-	-	-	-	-	0.00	0.00	0.00	-	1,009.00	-	-	-	-	-	-	-	-	-	-	-	0.00	0.00	0.00	-	0.01	-	-	2,550					
2,600	-	-	-	-	-	-	0.00	0.00	0.00	-	959.00	-	-	-	-	-	-	-	-	-	-	-	0.00	0.00	0.00	-	0.01	-	-	2,600					
2,650	-	-	-	-	-	-	0.00	0.00	0.00	-	910.00	-	-	-	-	-	-	-	-	-	-	-	0.00	0.00	0.00	-	0.01	-	-	2,650					
2,700	-	-	-	-	-	-	0.00	0.00	0.00	-	860.00	-	-	-	-	-	-	-	-	-	-	-	0.00	0.00	0.00	-	0.01	-	-	2,700					
2,750	-	-	-	-	-	-	0.00	0.00	0.00	-	810.00	-	-	-	-	-	-	-	-	-	-	-	0.00	0.00	0.00	-	0.01	-	-	2,750					
2,800	-	-	-	-	-	-	0.00	0.00	0.00	-	760.00	-	-	-	-	-	-	-	-	-	-	-	0.00	0.00	0.00	-	0.03	-	-	2,800					
2,850	-	-	-	-	-	-	0.00	0.00	0.00	-	710.00	-	-	-	-	-	-	-	-	-	-	-	0.00	0.00	0.00	-	0.08	-	-	2,850					
2,900	-	-	-	-	-	-	0.00	0.00	0.00	-	661.00	-	-	-	-	-	-	-	-	-	-	-	0.00	0.00	0.00	-	0.18	-	-	2,900					
2,950	-	-	-	-	-	-	0.00	0.00	0.00	-	611.00	-	-	-	-	-	-	-	-	-	-	-	0.00	0.00	0.00	-	0.38	-	-	2,950					
3,000	-	-	-	-	-	-	0.00	0.00	0.00	-	561.00	-	-	-	-	-	-	-	-	-	-	-	0.00	0.00	0.00	-	0.77	-	-	3,000					
3,050	-	-	-	-	-	-	0.00	0.00	0.00	-	512.00	-	-	-	-	-	-	-	-	-	-	-	0.00	0.00	0.00	-	1.50	-	-	3,050					
3,100	-	-	-	-	-	-	0.00	0.00	0.00	-	464.00	-	-	-	-	-	-	-	-	-	-	-	0.00	0.00	0.00	-	2.70	-	-	3,100					
3,150	0.00	0.00	0.00	-	414.00	-	-	0.00	0.00	0.00	-	416.00	-	-	-	-	-	-	-	-	-	-	0.00	0.00	0.00	-	4.70	-	-	3,150					
3,200	0.00	0.00	0.00	-	364.00	-	-	0.00	0.00	0.00	-	369.00	-	-	-	-	-	-	-	-	-	-	0.00	0.00	0.00	-	7.90	-	-	3,200					
3,250	0.00	0.00	0.00	-	315.00	-	-	0.00	0.00	0.00	-	324.00	-	-	-	-	-	-	-	-	-	-	0.00	0.00	0.00	-	12.50	-	-	3,250					
3,300	0.00	0.00	0.00	-	266.00	-	-	0.00	0.00	0.00	-	281.00	-	-	-	-	-	-	-	-	-	-	0.00	0.00	0.00	-	19.25	-	-	3,300					
3,350	0.00	0.00	0.00	-	218.00	-	-	0.00	0.00	0.00	-	240.00	-	-	-	-	-	-	-	-	-	-	4.00	0.00	4.00	4.00	4.00	10	10	3,350					
3,400	0.00	0.00	0.00	-	172.00	-	-	0.00	0.00	0.00	-	202.00	-	-	-	-	-	-	-	-	-	-	0.00	0.00	0.00	-	40.50	-	-	3,400					
3,450	0.00	0.00	0.00	-	131.00	-	20	0.00	0.00	0.00	-	168.00	-	-	-	-	-	-	-	-	-	-	0.00	0.00	0.00	-	56.00	-	-	3,450					
3,500	115.00	115.00	115.00	115.00	115.00	1	21	0.00	0.00	0.00	-	137.00	-	40	-	-	-	-	-	-	-	-	27.50	115.00	27.50	27.50	27.50	1	61	60	3,500				
3,550	0.00	0.00	0.00	-	64.00	-	1	117.00	117.00	117.00	117.00	117.00	40	-	-	-	-	-	-	-	-	-	0.00	0.00	0.00	-	97.50	-	20	3,550					
3,600	48.00	50.00	48.00	48.00	48.00	23	61	92.00	92.00	92.00	92.00	92.00	20	-	-	-	-	-	-	-	-	-	0.00	50.00	0.00	-	76.50	-	-	-	3,600				
3,650	25.00	33.75	25.00	33.75	33.75	42	165	0.00	0.00	0.00	-	67.00	-	20	-	-	-	-	-	-	-	-	0.00	33.75	0.00	-	110.00	-	-	-	3,650				
3,700	0.00	0.00	0.00	-	13.50	-	10	0.00	0.00	0.00	-	51.00	-	-	-	-	-	-	-	-	-	-	0.00	0.00	0.00	-	188.00	-	-	-	3,700				
3,750	0.00	0.00	0.00	-	7.00	-	-	0.00	0.00	0.00	-	38.25	-	-	-	-	-	-	-	-	-	-	0.00	0.00	0.00	-	225.00	-	-	-	3,750				
3,800	0.00	0.00	0.00	-	3.30	-	-	0.00	0.00	0.00	-	28.00	-	-	-	-	-	-	-	-	-	-	0.00	0.00	0.00	-	265.00	-	-	-	3,800				
3,850	0.00	0.00	0.00	-	1.50	-	-	0.00	0.00	0.00	-	20.25	-	-	-	-	-	-	-	-	-	-	0.00	0.00	0.00	-	307.00	-	-	-	3,850				
3,900	0.00	0.00	0.00	-	0.61	-	-	0.00	0.00	0.00	-	14.25	-	-	-	-	-	-	-	-	-	-	0.00	0.00	0.00	-	351.00	-	-	-	3,900				
Totals:						66	278							60	60	0	0							11	161							0	80	0	0
Number of Trades:						9							3	0							3							0	0						

ALPHA SERVICES HOLD (CR)

(Contract Size: 100 Securities, Exercise Style: American, Physical Delivery)

Call Options														Put Options																				
August 2024							September 2024							Other Months		August 2024							September 2024							Other Months		Exercise Price		
Open price	Price max	Price min	Last price	Closing price	Volume	Open Interest	Open price	Price max	Price min	Last price	Closing price	Volume	Open Interest	Volume	Open Interest	Open price	Price max	Price min	Last price	Closing price	Volume	Open Interest	Open price	Price max	Price min	Last price	Closing price	Volume	Open Interest	Volume	Open Interest			
0.850					-	-	0.000	0.000	0.000		0.822	-	-			-	-	0.000	0.000	0.000		0.001	-	-			0.000	0.000	0.000		0.001	-	-	0.009
0.900					-	-	0.000	0.000	0.000		0.773	-	-			-	-	0.000	0.000	0.000		0.002	-	-			0.000	0.000	0.000		0.002	-	-	0.009
0.950					-	-	0.000	0.000	0.000		0.723	-	-			-	-	0.000	0.000	0.000		0.001	-	-			0.000	0.000	0.000		0.001	-	-	0.010
1.000	0.000	0.000	0.000		0.671	-	-	0.000	0.000	0.000		0.673	-	-		0.000	0.000	0.000		0.001	-	-		0.000	0.000	0.000		0.001	-	-		0.010		
1.100	0.000	0.000	0.000		0.571	-	-	0.000	0.000	0.000		0.573	-	-		0.000	0.000	0.000		0.001	-	-		0.000	0.000	0.000		0.001	-	-		0.011		
1.200	0.000	0.000	0.000		0.471	-	-	0.000	0.000	0.000		0.474	-	-		0.000	0.000	0.000		0.001	-	-		0.000	0.000	0.000		0.001	-	-		0.012		
1.300	0.000	0.000	0.000		0.371	-	-	0.000	0.000	0.000		0.375	-	-		0.000	0.000	0.000		0.001	-	-		0.000	0.000	0.000		0.001	-	-		0.013		
1.400	0.000	0.000	0.000		0.273	-	-	0.000	0.000	0.000		0.278	-	-		0.000	0.000	0.000		0.001	-	-		0.000	0.000	0.000		0.004	-	-		0.014		
1.500	0.000	0.000	0.000		0.179	-	-	0.000	0.000	0.000		0.191	-	-		0.000	0.000	0.000		0.008	-	-		0.000	0.000	0.000		0.016	-	-		0.015		
1.600	0.000	0.000	0.000		0.102	-	-	0.000	0.000	0.000		0.118	-	-		0.000	0.000	0.000		0.030	-	-		0.000	0.000	0.000		0.044	-	-		0.016		
1.700	0.000	0.000	0.000		0.048	-	-	0.000	0.000	0.000		0.065	-	-		0.000	0.000	0.000		0.076	-	-		0.000	0.000	0.000		0.091	-	-		0.017		
1.800	0.000	0.000	0.000		0.018	-	-	0.000	0.000	0.000		0.032	-	-		0.000	0.000	0.000		0.147	-	-		0.000	0.000	0.000		0.158	-	-		0.018		
1.900	0.000	0.000	0.000		0.005	-	-	0.000	0.000	0.000		0.014	-	-		0.000	0.000	0.000		0.234	-	-		0.000	0.000	0.000		0.240	-	-		0.019		
2.000	0.000	0.000	0.000		0.001	-	-	0.000	0.000	0.000		0.006	-	-		0.000	0.000	0.000		0.331	-	-		0.000	0.000	0.000		0.332	-	-		0.020		
2.200	0.000	0.000	0.000		0.001	-	-	0.000	0.000	0.000		0.001	-	-		0.000	0.000	0.000		0.530	-	-		0.000	0.000	0.000		0.530	-	-		0.022		
2.400	0.000	0.000	0.000		0.001	-	-	0.000	0.000	0.000		0.001	-	-		0.000	0.000	0.000		0.730	-	-		0.000	0.000	0.000		0.730	-	-		0.024		
2.600	0.000	0.000	0.000		0.001	-	-	0.000	0.000	0.000		0.001	-	-		0.000	0.000	0.000		0.930	-	-		0.000	0.000	0.000		0.930	-	-		0.026		
Totals:					0	0						0	0		0	0						0	0							0	0		0	
Number of Trades:					0							0			0							0.00								0			0	

NATIONAL BANK (CR)

(Contract Size: 100 Securities, Exercise Style: American, Physical Delivery)

Call Options														Put Options																			
August 2024							September 2024							Other Months		August 2024							September 2024							Other Months		Exercise Price	
Open price	Price max	Price min	Last price	Closing price	Volume	Open Interest	Open price	Price max	Price min	Last price	Closing price	Volume	Open Interest	Volume	Open Interest	Open price	Price max	Price min	Last price	Closing price	Volume	Open Interest	Open price	Price max	Price min	Last price	Closing price	Volume	Open Interest	Volume	Open Interest		
3.400					-	-	0.000	0.000	0.000		4.61	-	-			-	-	0.000	0.000	0.000		0.001	-	-								0.034	
3.600					-	-	0.000	0.000	0.000		4.41	-	-			-	-	0.000	0.000	0.000		0.001	-	-								0.036	
3.800					-	-	0.000	0.000	0.000		4.21	-	-			-	-	0.000	0.000	0.000		0.001	-	-								0.038	
4.000					-	-	0.000	0.000	0.000		4.01	-	-			-	-	0.000	0.000	0.000		0.001	-	-								0.040	
4.400					-	-	0.000	0.000	0.000		3.61	-	-			-	-	0.000	0.000	0.000		0.001	-	-								0.044	
4.800					-	-	0.000	0.000	0.000		3.21	-	-			-	-	0.000	0.000	0.000		0.001	-	-								0.048	
5.200					-	-	0.000	0.000	0.000		2.82	-	-			-	-	0.000	0.000	0.000		0.001	-	-								0.052	
5.600	0.000	0.000	0.000		2.41	-	-	0.000	0.000	0.000		2.42	-	-			0.000	0.000	0.000		0.001	-	-			0.000	0.000	0.000		0.001	-	-	0.056
6.000	0.000	0.000	0.000		2.01	-	-	0.000	0.000	0.000		2.02	-	-			0.000	0.000	0.000		0.001	-	-			0.000	0.000	0.000		0.002	-	-	0.060
6.400	0.000	0.000	0.000		1.61	-	-	0.000	0.000	0.000		1.63	-	-			0.000	0.000	0.000		0.002	-	-			0.000	0.000	0.000		0.009	-	-	0.064
6.800	0.000	0.000	0.000		1.21	-	-	0.000	0.000	0.000		1.25	-	-			0.000	0.000	0.000		0.001	-	-			0.000	0.000	0.000		0.032	-	-	0.068
7.200	0.000	0.000	0.000		0.818	-	-	0.000	0.000	0.000		0.909	-	-			0.000	0.000	0.000		0.011	-	-			0.000	0.000	0.000		0.088	-	-	0.072
7.600	0.000	0.000	0.000		0.470	-	-	0.000	0.000	0.000		0.619	-	-			0.000	0.000	0.000		0.063	-	-			0.000	0.000	0.000		0.198	-	-	0.076
8.000	0.000	0.000	0.000		0.213	-	-	0.000	0.000	0.000		0.388	-	-			0.000	0.000	0.000		0.206	-	-			0.000	0.000	0.000		0.366	-	-	0.080
8.400	0.000	0.000	0.000		0.074	-	-	0.000	0.000	0.000		0.230	-	-			0.000	0.000	0.000		0.467	-	-			0.000	0.000	0.000		0.609	-	-	0.084
8.800	0.000	0.000	0.000		0.018	-	-	0.000	0.000	0.000		0.124	-	-			0.000	0.000	0.000		0.813	-	-			0.000	0.000	0.000		0.904	-	-	0.088
9.200	0.000	0.000	0.000		0.003	-	-	0.000	0.000	0.000		0.062	-	-			0.000	0.000	0.000		1.20	-	-			0.000	0.000	0.000		1.24	-	-	0.092
9.600	0.000	0.000	0.000		0.001	-	-	0.000	0.000	0.000		0.030	-	-			0.000	0.000	0.000		1.60	-	-			0.000	0.000	0.000		1.61	-	-	0.096
10.000	0.000	0.000	0.000		0.006	-	-	0.000	0.000	0.000		0.013	-	-			0.000	0.000	0.000		2.00	-	-			0.000	0.000	0.000		2.00	-	-	0.100
11.000	0.000	0.000	0.000		0.001	-	-	0.000	0.000	0.000		0.001	-	-			0.000	0.000	0.000		3.00	-	-			0.000	0.000	0.000		3.00	-	-	0.110
Totals:					0	0						0	0									0	0									0	0
Number of Trades:					0							0											0.00									0	0

OPAP (CR)

(Contract Size: 100 Securities, Exercise Style: American, Physical Delivery)

Exercise Price	Call Options													Put Options																				
	August 2024						September 2024						Other Months		August 2024						September 2024						Other Months		Exercise Price					
	Open price	Price max	Price min	Last price	Closing price	Volume	Open Interest	Open price	Price max	Price min	Last price	Closing price	Volume	Open Interest	Volume	Open Interest	Open price	Price max	Price min	Last price	Closing price	Volume	Open Interest	Open price	Price max	Price min	Last price	Closing price		Volume	Open Interest	Volume	Open Interest	
9.600	0.000	0.000	0.000	6.35	-	-	0.000	0.000	0.000	6.37	-	-				0.000	0.000	0.000	0.001	-	-				0.000	0.000	0.000	0.001		-	-			
10.000	0.000	0.000	0.000	5.95	-	-	0.000	0.000	0.000	5.97	-	-				0.000	0.000	0.000	0.001	-	-				0.000	0.000	0.000	0.001	-	-				0.100
11.000	0.000	0.000	0.000	4.95	-	-	0.000	0.000	0.000	4.97	-	-				0.000	0.000	0.000	0.001	-	-				0.000	0.000	0.000	0.001	-	-				0.110
12.000	0.000	0.000	0.000	3.95	-	-	0.000	0.000	0.000	3.97	-	-				0.000	0.000	0.000	0.001	-	-				0.000	0.000	0.000	0.001	-	-				0.120
13.000	0.000	0.000	0.000	2.95	-	-	0.000	0.000	0.000	2.98	-	-				0.000	0.000	0.000	0.001	-	-				0.000	0.000	0.000	0.002	-	-				0.130
14.000	0.000	0.000	0.000	1.95	-	5	0.000	0.000	0.000	2.01	-	-				0.000	0.000	0.000	0.001	-	20				0.000	0.000	0.000	0.026	-	-				0.140
15.000	0.000	0.000	0.000	0.986	-	-	0.000	0.000	0.000	1.14	-	-				0.000	0.000	0.000	0.032	-	15				0.000	0.000	0.000	0.157	-	-				0.150
16.000	0.000	0.000	0.000	0.276	-	50	0.000	0.000	0.000	0.510	-	6				0.000	0.000	0.000	0.322	-	-				0.000	0.000	0.000	0.528	-	-				0.160
17.000	0.000	0.000	0.000	0.030	-	-	0.000	0.000	0.000	0.173	-	-				0.000	0.000	0.000	1.08	-	-				0.000	0.000	0.000	1.19	-	-				0.170
18.000	0.000	0.000	0.000	0.001	-	-	0.000	0.000	0.000	0.044	-	-				0.000	0.000	0.000	2.06	-	-				0.000	0.000	0.000	2.08	-	-				0.180
19.000	0.000	0.000	0.000	0.001	-	-	0.000	0.000	0.000	0.008	-	-				0.000	0.000	0.000	3.06	-	-				0.000	0.000	0.000	3.06	-	-				0.190
20.000	0.000	0.000	0.000	0.001	-	-	0.000	0.000	0.000	0.001	-	-				0.000	0.000	0.000	4.06	-	-				0.000	0.000	0.000	4.06	-	-				0.200
22.000	0.000	0.000	0.000	0.001	-	-	0.000	0.000	0.000	0.001	-	-				0.000	0.000	0.000	6.06	-	-				0.000	0.000	0.000	6.06	-	-				0.220
24.000							0.000	0.000	0.000	0.001	-	-																8.06	-	-				0.240
Totals:						0	55					0	6	0	0						0	35						0	3	0	0			
Number of Trades:						0						0		0								0.00						0		0				

OTE (CR)

(Contract Size: 100 Securities, Exercise Style: American, Physical Delivery)

Exercise Price	Call Options													Put Options																			
	August 2024						September 2024						Other Months		August 2024						September 2024						Other Months		Exercise Price				
	Open price	Price max	Price min	Last price	Closing price	Volume	Open Interest	Open price	Price max	Price min	Last price	Closing price	Volume	Open Interest	Volume	Open Interest	Open price	Price max	Price min	Last price	Closing price	Volume	Open Interest	Open price	Price max	Price min	Last price	Closing price		Volume	Open Interest	Volume	Open Interest
9.200	0.000	0.000	0.000	6.04	-	-	0.000	0.000	0.000	0.000	6.06	-	-			0.000	0.000	0.000	0.001	-	-			0.000	0.000	0.000	0.001	-		-			0.092
9.600	0.000	0.000	0.000	5.64	-	-	0.000	0.000	0.000	0.000	5.66	-	-			0.000	0.000	0.000	0.001	-	-			0.000	0.000	0.000	0.001	-	-			0.096	
10.000	0.000	0.000	0.000	5.24	-	-	0.000	0.000	0.000	0.000	5.26	-	-			0.000	0.000	0.000	0.001	-	-			0.000	0.000	0.000	0.001	-	-			0.100	
11.000	0.000	0.000	0.000	4.24	-	-	0.000	0.000	0.000	0.000	4.26	-	-			0.000	0.000	0.000	0.001	-	-			0.000	0.000	0.000	0.009	-	-			0.110	
12.000	0.000	0.000	0.000	3.24	-	-	0.000	0.000	0.000	0.000	3.27	-	-			0.000	0.000	0.000	0.001	-	-			0.000	0.000	0.000	0.001	-	-			0.120	
13.000	0.000	0.000	0.000	2.24	-	40	0.000	0.000	0.000	0.000	2.28	-	-			0.000	0.000	0.000	0.001	-	5			0.000	0.000	0.000	0.014	-	-			0.130	
14.000	0.000	0.000	0.000	1.25	-	-	0.000	0.000	0.000	0.000	1.37	-	25			0.000	0.000	0.000	0.011	-	10			0.000	0.000	0.000	0.104	-	-			0.140	
15.000	0.000	0.000	0.000	0.429	-	6	0.000	0.000	0.000	0.000	0.668	-	-			0.000	0.000	0.000	0.185	-	-			0.000	0.000	0.000	0.397	-	-			0.150	
16.000	0.000	0.000	0.000	0.063	-	-	0.000	0.000	0.000	0.000	0.247	-	5			0.000	0.000	0.000	0.821	-	-			0.000	0.000	0.000	0.979	-	-			0.160	
17.000	0.000	0.000	0.000	0.003	-	-	0.000	0.000	0.000	0.000	0.071	-	-			0.000	0.000	0.000	1.77	-	-			0.000	0.000	0.000	1.81	-	-			0.170	
18.000	0.000	0.000	0.000	0.001	-	-	0.000	0.000	0.000	0.000	0.015	-	-			0.000	0.000	0.000	2.77	-	-			0.000	0.000	0.000	2.77	-	-			0.180	
19.000	0.000	0.000	0.000	0.001	-	-	0.000	0.000	0.000	0.000	0.002	-	-			0.000	0.000	0.000	3.77	-	-			0.000	0.000	0.000	3.77	-	-			0.190	
20.000	0.000	0.000	0.000	0.001	-	-	0.000	0.000	0.000	0.000	0.001	-	-			0.000	0.000	0.000	4.77	-	-			0.000	0.000	0.000	4.77	-	-			0.200	
Totals:						0	46						0	30	0	0						0	15						0	35	0	0	
Number of Trades:							0						0		0							0.00							0		0		

PIRAEUS FINANCIAL HOLD (CR)

(Contract Size: 100 Securities, Exercise Style: American, Physical Delivery)

Call Options														Put Options																			
August 2024							September 2024							Other Months		August 2024							September 2024							Other Months		Exercise Price	
Open price	Price max	Price min	Last price	Closing price	Volume	Open Interest	Open price	Price max	Price min	Last price	Closing price	Volume	Open Interest	Volume	Open Interest	Open price	Price max	Price min	Last price	Closing price	Volume	Open Interest	Open price	Price max	Price min	Last price	Closing price	Volume	Open Interest	Volume	Open Interest		
1.800					-	-	0.000	0.000	0.000	1.98	-	-				0.000	0.000	0.000	0.001	-	-				0.000	0.000	0.000	0.001	-	-			0.018
1.900					-	-	0.000	0.000	0.000	1.88	-	-				0.000	0.000	0.000	0.001	-	-				0.000	0.000	0.000	0.001	-	-			0.019
2.000					-	-	0.000	0.000	0.000	1.78	-	-				0.000	0.000	0.000	0.001	-	-				0.000	0.000	0.000	0.001	-	-			0.020
2.200					-	-	0.000	0.000	0.000	1.58	-	-				0.000	0.000	0.000	0.001	-	-				0.000	0.000	0.000	0.001	-	-			0.022
2.400	0.000	0.000	0.000	1.37	-	-	0.000	0.000	0.000	1.38	-	-				0.000	0.000	0.000	0.001	-	-				0.000	0.000	0.000	0.001	-	-			0.024
2.600	0.000	0.000	0.000	1.17	-	-	0.000	0.000	0.000	1.18	-	-				0.000	0.000	0.000	0.001	-	-				0.000	0.000	0.000	0.001	-	-			0.026
2.800	0.000	0.000	0.000	0.973	-	-	0.000	0.000	0.000	0.979	-	-				0.000	0.000	0.000	0.001	-	-				0.000	0.000	0.000	0.001	-	-			0.028
3.000	0.000	0.000	0.000	0.773	-	-	0.000	0.000	0.000	0.782	-	-				0.000	0.000	0.000	0.001	-	-				0.000	0.000	0.000	0.004	-	-			0.030
3.200	0.000	0.000	0.000	0.573	-	-	0.000	0.000	0.000	0.594	-	-				0.000	0.000	0.000	0.001	-	-				0.000	0.000	0.000	0.014	-	-			0.032
3.400	0.000	0.000	0.000	0.377	-	20	0.000	0.000	0.000	0.422	-	-				0.000	0.000	0.000	0.003	-	-				0.000	0.000	0.000	0.042	-	-			0.034
3.600	0.000	0.000	0.000	0.201	-	-	0.000	0.000	0.000	0.279	-	-				0.000	0.000	0.000	0.028	-	-				0.000	0.000	0.000	0.099	-	-			0.036
3.800	0.000	0.000	0.000	0.078	-	-	0.000	0.000	0.000	0.169	-	-				0.000	0.000	0.000	0.105	-	-				0.000	0.000	0.000	0.189	-	-			0.038
4.000	0.000	0.000	0.000	0.021	-	-	0.000	0.000	0.000	0.094	-	-				0.000	0.000	0.000	0.248	-	-				0.000	0.000	0.000	0.314	-	-			0.040
4.400	0.000	0.000	0.000	0.001	-	-	0.000	0.000	0.000	0.023	-	-				0.000	0.000	0.000	0.630	-	-				0.000	0.000	0.000	0.645	-	-			0.044
4.800	0.000	0.000	0.000	0.001	-	-	0.000	0.000	0.000	0.004	-	-				0.000	0.000	0.000	1.03	-	-				0.000	0.000	0.000	1.03	-	-			0.048
5.200	0.000	0.000	0.000	0.001	-	-	0.000	0.000	0.000	0.001	-	-				0.000	0.000	0.000	1.43	-	-				0.000	0.000	0.000	1.43	-	-			0.052
5.600	0.000	0.000	0.000	0.001	-	-	0.000	0.000	0.000	0.001	-	-				0.000	0.000	0.000	1.83	-	-				0.000	0.000	0.000	1.83	-	-			0.056
6.000	0.000	0.000	0.000	0.001	-	-	0.000	0.000	0.000	0.001	-	-				0.000	0.000	0.000	2.23	-	-				0.000	0.000	0.000	2.23	-	-			0.060
6.400					-	-	0.000	0.000	0.000	0.001	-	-				0.000	0.000	0.000	2.63	-	-				0.000	0.000	0.000	2.63	-	-			0.064
Totals:					0	20						0	0	0	0	0						0	0							0	0	0	0
Number of Trades:					0							0	0	0	0	0						0.00							0	0	0	0	

PPC (CR)

(Contract Size: 100 Securities, Exercise Style: American, Physical Delivery)

Call Options														Put Options																		
August 2024							September 2024							Other Months		August 2024							September 2024							Other Months		Exercise Price
Open price	Price max	Price min	Last price	Closing price	Volume	Open Interest	Open price	Price max	Price min	Last price	Closing price	Volume	Open Interest	Volume	Open Interest	Open price	Price max	Price min	Last price	Closing price	Volume	Open Interest	Open price	Price max	Price min	Last price	Closing price	Volume	Open Interest	Volume	Open Interest	
6.800					-	-	0.000	0.000	0.000		4.76	-	-			-	-	0.000	0.000	0.000		0.001	-	-								0.068
7.200					-	-	0.000	0.000	0.000		4.36	-	-			-	-	0.000	0.000	0.000		0.001	-	-								0.072
7.600					-	-	0.000	0.000	0.000		3.96	-	-			-	-	0.000	0.000	0.000		0.001	-	-								0.076
8.000					-	-	0.000	0.000	0.000		3.56	-	-			-	-	0.000	0.000	0.000		0.001	-	-								0.080
8.400	0.000	0.000	0.000		3.15	-	-	0.000	0.000	0.000		3.16	-	-		0.000	0.000	0.000		0.001	-	-		0.000	0.000	0.000		0.001	-	-		0.084
8.800	0.000	0.000	0.000		2.75	-	-	0.000	0.000	0.000		2.77	-	-		0.000	0.000	0.000		0.001	-	-		0.000	0.000	0.000		0.003	-	-		0.088
9.200	0.000	0.000	0.000		2.35	-	-	0.000	0.000	0.000		2.37	-	-		0.000	0.000	0.000		0.001	-	-		0.000	0.000	0.000		0.008	-	-		0.092
9.600	0.000	0.000	0.000		1.95	-	-	0.000	0.000	0.000		1.99	-	-		0.000	0.000	0.000		0.001	-	-		0.000	0.000	0.000		0.024	-	-		0.096
10.000	0.000	0.000	0.000		1.55	-	-	0.000	0.000	0.000		1.62	-	-		0.000	0.000	0.000		0.002	-	-		0.000	0.000	0.000		0.056	-	-		0.100
11.000	0.000	0.000	0.000		0.629	-	55	0.000	0.000	0.000		0.844	-	5		0.000	0.000	0.000		0.079	-	5		0.257	0.257	0.257	0.257	0.257	5	0		0.110
12.000	0.000	0.000	0.000		0.112	-	4	0.000	0.000	0.000		0.343	-	-		0.000	0.000	0.000		0.563	-	2		0.000	0.000	0.000		0.772	-	-		0.120
13.000	0.000	0.000	0.000		0.006	-	-	0.000	0.000	0.000		0.108	-	-		0.000	0.000	0.000		1.46	-	-		0.000	0.000	0.000		1.54	-	-		0.130
14.000	0.000	0.000	0.000		0.001	-	-	0.000	0.000	0.000		0.026	-	-		0.000	0.000	0.000		2.46	-	-		0.000	0.000	0.000		2.47	-	-		0.140
15.000	0.000	0.000	0.000		0.001	-	-	0.000	0.000	0.000		0.005	-	-		0.000	0.000	0.000		3.46	-	-		0.000	0.000	0.000		3.46	-	-		0.150
16.000	0.000	0.000	0.000		0.001	-	-	0.000	0.000	0.000		0.001	-	-		0.000	0.000	0.000		4.46	-	-		0.000	0.000	0.000		4.46	-	-		0.160
17.000	0.000	0.000	0.000		0.001	-	-	0.000	0.000	0.000		0.001	-	-		0.000	0.000	0.000		5.46	-	-		0.000	0.000	0.000		5.46	-	-		0.170
18.000					-	-	0.000	0.000	0.000		0.001	-	-			-	-	0.000	0.000	0.000		6.46	-	-								0.180
Totals:					0	59						0	5	0	0						0	7						5	0	0	0	
Number of Trades:					0							0		0								0.00						1		0		

Lending Products	Underlying Title	Open Interest[5]	Multilateral Transactions[1]				Bilateral Transactions[2]		Stock Borrowing through OTC (volume)[3]	
			Volume(Offered)	Average Weighted	Transactions volume	Average Weighted	Transactions Volume	Average Weighted	Transactions Volume	
ADMIEBOR	ADMIE (IPTO) HOLDING S.A. (CR)	---	---	---	---	---	---	---	249,440	
AEGNBOR	AEGEAN AIRLINES (CR)	---	---	---	---	---	---	---	347,487	
AETFBOR	ALPHA ETF FTSE Athex Large Cap	---	---	---	---	---	---	---	---	
ALPHABOR	ALPHA SERVICES HOLD (CR)	10,000	---	---	---	---	---	---	64,122,035	
AIABOR	ATHENS INTL AIRPORT (CR)	---	---	---	---	---	---	---	189,716	
ACAGBOR	AUSTRIACARD (CB)	---	---	---	---	---	---	---	---	
OTOELBOR	AUTOHELLAS SA (CR)	1,500	---	---	---	---	---	---	77,689	
AVAXBOR	AVAX S.A. (CR)	---	---	---	---	---	---	---	---	
EEEBOR	CC HBC AG (CR)	16,655	---	---	1,000	4.86%	---	---	77,221	
CENERBOR	CENERGY HOLDINGS (CB)	---	---	---	---	---	---	---	7,410	
DIMANDBOR	DIMAND (CR)	---	---	---	---	---	---	---	87,077	
ELLAKTORBOR	ELLAKTOR (CR)	2,681	---	---	---	---	---	---	156,221	
ELHABOR	ELVALHALCOR (CR)	788	---	---	---	---	---	---	202,460	
EPSILBOR	EPSILON NET (CR)	---	---	---	---	---	---	---	8,000	
EUROBBOR	EUROBANK HOLDINGS (CR)	112,000	---	---	---	---	---	---	35,713,587	
EYDAPBOR	EYDAP S.A. (CR)	845	---	---	---	---	---	---	204,465	
FOYRKBOR	FOURLIS (CR)	230	---	---	---	---	---	---	43,970	
GEKTERNABOR	GEK TERNA (CR)	---	---	---	---	---	---	---	4,698	
SARBOR	GR. SARANTIS S.A. (CR)	3,931	---	---	426	5.32%	---	---	16,411	
EXAEBOR	HELLENIC EXCHANGES-A.S.E. (CR)	---	---	---	---	---	---	---	152,047	
ELPEBOR	HELLENIQ ENERGY (CR)	---	---	---	---	---	---	---	1,012,897	
INTEKBOR	IDEAL HOLDINGS (CR)	---	---	---	---	---	---	---	14,800	
INTRKBOR	INTRACOM HOLDINGS (CR)	---	---	---	---	---	---	---	2,700	
INKATBOR	INTRAKAT (CR)	---	---	---	---	---	---	---	511,801	
INLOTBOR	INTRALOT (CR)	---	---	---	---	---	---	---	322,055	
BELABOR	JUMBO SA (CR)	---	---	---	---	---	---	---	205,735	
KRIBOR	KRI-KRI S.A. (CR)	---	---	---	---	---	---	---	140	
LAMDABOR	LAMDA DEVELOPMENT SA (CR)	3,749	---	---	---	---	---	---	223,277	
LAVIBOR	LAVIPHARM SA (CR)	---	---	---	---	---	---	---	---	
MYTILBOR	METLEN ENERGY & METALS (CR)	1,000	---	---	---	---	---	---	161,599	
MIGBOR	MIG (CR)	541	---	---	---	---	---	---	40,179	

Stock Lending Notes

[1] - Multilateral contracts Lending or Borrowing as per Methods 8-1, 8-2 and 8-3-3 (According to ATHEX BoD Resolution No.17)

[2] - Bilateral Contracts Lending or Borrowing as per Methods 8-3-1 and 8-3-2 & Contracts as per Method 4 (According to ATHEX BoD Resolution No.20)

[3] - The information concerning OTC Stock Borrowing Transactions is based on the statements of the Dematerialised Securities System (DSS) operators involved and refers to volumes that have been registered up until the previous working day.

[4] - Average Price (Volume weighted)

[5] - The Data concerning Open Interest before the start of trading session

Lending Products	Underlying Title	Open Interest[5]	Multilateral Transactions[1]				Bilateral Transactions[2]		Stock Borrowing through OTC (volume)[3]	
			Volume(Offered)	Average Weighted	Transactions volume	Average Weighted	Transactions Volume	Average Weighted	Transactions Volume	
MOHBOR	MOTOR OIL (CR)	1,000	---	---	---	---	---	---	1,136,638	
ETEBOR	NATIONAL BANK (CR)	58,000	---	---	---	---	---	---	11,653,627	
OPAPBOR	OPAP (CR)	2,000	---	---	---	---	---	---	1,778,553	
OPTIMABOR	OPTIMA BANK (CR)	6,700	---	---	---	---	---	---	1,279,947	
HTOBOR	OTE (CR)	---	---	---	---	6,000	0.01%	---	1,631,462	
PPABOR	P.P.A. S.A. (CR)	1,000	---	---	---	---	---	---	70,962	
TPEIRBOR	PIRAEUS FINANCIAL HOLD (CR)	5,000	---	---	---	---	---	---	13,473,195	
PPCBOR	PPC (CR)	2,000	---	---	---	---	---	---	1,468,344	
PROFBOR	PROFILE SA (CR)	---	---	---	---	---	---	---	11,286	
QUESTBOR	QUEST HOLDINGS (CR)	391	---	---	---	---	---	---	16,331	
OLYMPBOR	TECHNICAL OLYMPIC SA (CR)	---	---	---	---	---	---	---	---	
TENERGYBOR	TERNA ENERGY (CR)	---	---	---	---	---	---	---	575,159	
EYAPSBOR	THESSALONIKA WATER & SEWERAGE	---	---	---	---	---	---	---	---	
PLATBOR	THRACE PLASTICS SA (CR)	1,500	---	---	---	---	---	---	16,596	
TITCBOR	TITAN CEMENT (CB)	---	---	---	---	---	---	---	211,712	
VIOBOR	VIOHALCO SA/NV (CB)	744	---	---	---	---	---	---	---	

Stock Lending Notes

[1] - Multilateral contracts Lending or Borrowing as per Methods 8-1, 8-2 and 8-3-3 (According to ATHEX BoD Resolution No.17)

[2] - Bilateral Contracts Lending or Borrowing as per Methods 8-3-1 and 8-3-2 & Contracts as per Method 4 (According to ATHEX BoD Resolution No.20)

[3] - The information concerning OTC Stock Borrowing Transactions is based on the statements of the Dematerialised Securities System (DSS) operators involved and refers to volumes that have been registered up until the previous working day.

[4] - Average Price (Volume weighted)

[5] - The Data concerning Open Interest before the start of trading session

Sectors codification for listed companies

12003-	ETF	10101010	Computer Services
10101015	Software	10102030	Computer Hardware
15101010	Telecommunications Equipment	15102015	Telecommunications Services
20101010	Health Care Facilities	20101025	Health Care Services
20102010	Medical Equipment	20103015	Pharmaceuticals
30101010	Banks	30202000	Diversified Financial Services
30202010	Asset Managers & Custodians	30202015	Investment Services
30204000	Closed End Investments	30302010	Full Line Insurance
30302015	Insurance Brokers	30302025	Property and Casualty Insurance
35101010	Real Estate Holding and Development	35101015	Real Estate Services
35102000	Diversified REITs	35102030	Office REITs
35102045	Retail REITs.	40201040	Rental & Leasing Services: Consumer
40202010	Home Construction	40202015	Household Furnishings
40202020	Household Appliance	40203040	Electronic Entertainment
40204020	Clothing & Accessories	40301010	Entertainment
40301030	Publishing	40301035	Radio & TV Broadcasters
40401010	Diversified Retailers	40401020	Apparel Retailers
40401025	Home Improvement Retailers	40401030	Specialty Retailers
40501010	Airlines	40501015	Travel & Tourism
40501020	Casinos & Gambling	40501025	Hotels & Motels
45101015	Distillers & Vintners	45101020	Soft Drinks
45102010	Farming Fishing Ranching & Plantations	45102020	Food Products
45103010	Tobacco	45201010	Food Retailers & Wholesalers
45201020	Personal Products	50101010	Construction
50101020	Building Roof/Wallboard and Plumbing	50101030	Cement
50101035	Building Materials: Other	50202010	Electrical Components
50203015	Plastics	50203030	Containers & Packaging
50204000	Machinery: Industrial	50204020	Machinery: Construction & Handling
50205010	Industrial Suppliers	50205020	Back Office Support HR & Consulting
50205030	Forms & Bulk Printing Services	50206015	Commercial Vehicles & Parts
50206030	Marine Transportation	50206060	Transportation Services
55101000	Diversified Materials	55101020	Textile Products
55102000	General Mining	55102010	Iron & Steel
55102015	Metal Fabricating	55102035	Aluminum
60101020	Oil Refining and Marketing	65101010	Alternative Electricity
65101015	Conventional Electricity	65102000	Multi-Utilities
65102030	Water		



ATHEX
Athens Stock Exchange

Λεωφ. Αθηνών 110 104 42 Αθήνα
110, Athinon Ave. GR 104 42 Athens
tel. (+30)210-33.66.800, fax (+30)210-33.66.101
www.athexgroup.gr