

24

Ημερήσιο Δελτίο
Συναλλακτικής Δραστηριότητας

Daily Official List
of Trading Activity

Friday, 26 July, 2024

Year: 145 Trading Day No: 140



ATHEXGROUP
Athens Exchange Group

Disclaimer:

Hellenic Exchanges-Athens Stock Exchange S.A. endeavours to ensure that the data and other material ("Information") presented on the Daily Official List are accurate and complete, but it is not liable for any errors or omissions of data or /and for the accuracy, credibility, updating and completeness of the aforesaid information nor it has any liability arising directly or indirectly from the use of the above Information.

The Company is not liable for the accuracy of the data included in listed companies' announcements. Only the sender of such an announcement is fully and solely liable for any infringement of third party's rights from the content of such announcement. All contents of the Daily Official List are provided only for information purposes and do not constitute investment advice or solicitation to invest in securities or other products listed for trading on the Exchange.

You acknowledge and agree that the Company is the owner of any property rights related to any Information appearing on the Daily Official List including intellectual property rights copyright, trademarks, etc.

The above data are a property of the Hellenic Exchanges-Athens Exchange and are copyright protected. Users are forbidden to reproduce, modify, copy, sale, transmit or redistribute, by all reproduction means and methods, part or the whole of the above data, without reference to their source.

The commercial exploitation of these data is, also, forbidden by third parties. Hellenic Exchanges-Athens Exchange does not carry any responsibility, direct or indirect, derived from usage or accidental alteration of the above data when used by third parties.

Hellenic Exchanges – Athens Stock Exchange S.A.

110 Athinon Ave., 10442 Athens, Tel: (210) 33.66.800, Fax: (210) 32.13.938

www.athexgroup.gr

Thessalonica Stock Exchange Center (T.S.E.C)

16-18 Katouni Str., Thessalonica 546 25 Tel: (2310) 567.667, Fax: (2310) 530.545

Athex Members Guarantee Fund

14-16 Fidiou Str., Athens 106 78, Tel: (210) 33.04.682, Fax: (210) 33.04.155

Hellenic Republic Capital Market Commission

1 Kolokotroni Str. & 1 Stadiou Str., Athens 10562 Tel: (210) 33.77.100 Fax: (210) 33.77.173

Table of Contents

Section 1: Statistical Figures of Securities, Derivatives and Lending

Summary of Markets

Athex Indices

Analytic Figures for Athex Market's Boards and Categories

Trading Details by Athex Sectors and Financial Instruments (ETFs)

Top 10 best & worst performing Shares

Derivatives Summary

Section 2: Analytic Figures of Shares Transactions

Analytic Figures of Shares Transactions

Shares' Notes

Section 3: Figures of Securities Transactions

Securities Blocks Details

Shares Rights Details

Stock Borrowing

Forced Sales Details

Forced Sales Registered Shares

Exchange Traded Funds (ETFs) Characteristics

Section 5: Bonds traded in Fixed Income Assets Market

Convertible Corporate Bonds - Regulated Market

Non Convertible Corporate Bonds - Regulated Market

Government Bonds

Treasury Bills & Zero Coupon Government Bonds

Government Bonds Traded with the Open Outcry Method

State Banks Bonds

Section 6: Additional Infos

Athex & ATHEXClear Members List

List of Stocks under Market Making operations

Section 7: Derivatives Market Analytic Figures

Index Futures

Stock Futures

Index Options

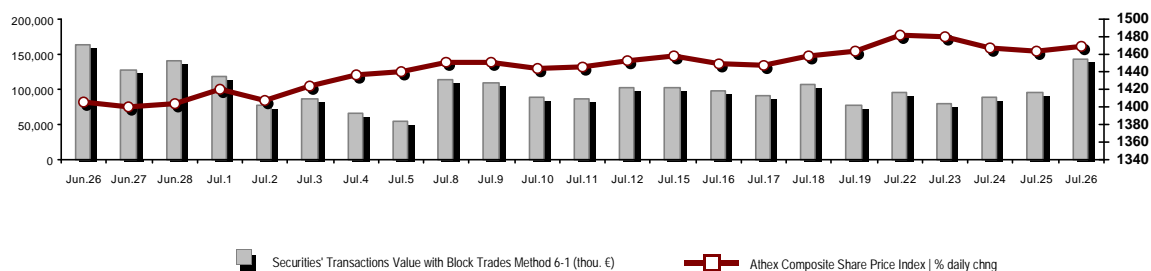
Stock Options

Stock Lending Analytic Figures

Appendix A: Sectors codification for listed companies

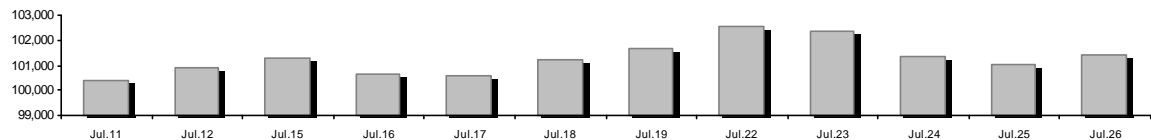
Summary of Markets

Athex Composite Share Price Index vs Shares and Derivatives Transactions Value

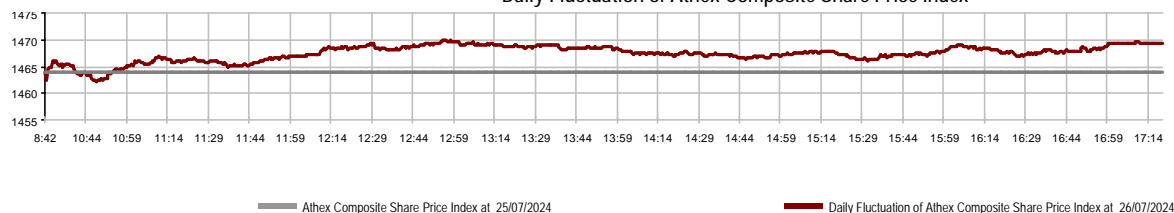


Athex Capitalisation (mill. €) **:	101,417.12		Derivatives Total Open Interest	472,772
Daily change: mill. € %	373.11	0.37%	in Index Futures % daily chng	4,754 -1.02%
Yearly Avg Capitalisation: mill. € % chng prev year Avg	97,514.77	21.31%	in Stock Futures % daily chng	467,193 1.74%
Athex Composite Share Price Index % daily chng	1,469.25	0.37%	in Index Options % daily chng	559 1.08%
Athex Composite Share Price Index Capitalisation (mill. €)	93,572.89		in Stock Options % daily chng	266 2.31%
Daily change (mill. €)	346.51			
Securities' Transactions Value with Block Trades Method 6-1 (t)	143,173.98		Derivatives Contracts Volume:	14,043
Daily change: %	47,493.63	49.64%	Daily change: pieces %	-13,476 -48.97%
YTD Avg Trans. Value: thou. € % chng prev year Avg	134,363.55	22.63%	YTD Avg Derivatives Contracts % chng prev year Avg	38,098 -13.34%
Blocks Transactions Value of Method 6-1 (thou. €)	64,179.71		Derivatives Trades Number:	1,118
Blocks Transactions Value of Method 6-2 & 6-3 (thou. €)	0.00		Daily change: number %	-756 -40.34%
Bonds Transactions Value (thou.€)	1,271.67		YTD Avg Trades number % chng prev year Avg	1,955 -16.11%
Securities' Transactions Volume with Block Trades Method 6-1 (tho)	22,513.46		Lending Total Open Interest	223,652
Daily change: thou. pieces %	851.97	3.93%	Daily change: pieces %	172 0.08%
YTD Avg Volume: % chng prev year Avg	29,652.45	-11.80%	Lending Volume (Multilateral/Bilateral)	2,200
Blocks Transactions Volume of Method 6-1 (thou. Pieces)	6,955.29		Daily change: pieces %	528
Blocks Transactions Volume of Method 6-2 & 6-3 (thou. Pieces)	0.00		Multilateral Lending	2,200
Bonds Transactions Volume	1,301,000		Bilateral Lending	0
Securities' Trades Number with Block Trades Method 6-1	24,303		Lending Trades Number:	4
Daily change: number %	-6,181	-20.28%	Daily change: %	1
YTD Avg Trades number % chng prev year Avg	38,880	7.34%	Multilateral Lending Trades Number	4
Number of Blocks Method 6-1	16		Bilateral Lending Trades Number	0
Number of Blocks Method 6-2 & 6-3	0			
Number of Bonds Transactions	229			

Athex Capitalisation (mill. €) **



Daily Fluctuation of Athex Composite Share Price Index



Athex Indices

Index name	26/07/2024	25/07/2024	pts.	%	Min	Max	Year min	Year max	Year change
Athex Composite Share Price Index	1,469.25 #	1,463.82	5.43	0.37%	1,462.25	1,470.01	1,293.14	1,505.35	13.62% #
Athex Composite Index Total Return Index	2,757.03 #	2,744.60	12.43	0.45%	2,743.89	2,758.45	2,355.44	2,782.97	17.05% #
Athex ESG Index	1,679.40 #	1,674.05	5.35	0.32%	1,671.46	1,680.43	1,471.77	1,722.97	14.11% #
ATHEX Alternative Market Price Index	14,254.33 #	14,229.82	24.51	0.17%	14,155.39	14,307.41	9,352.11	15,217.49	52.42% #
FTSE/Athex Large Cap	3,575.55 #	3,562.77	12.78	0.36%	3,557.46	3,576.74	3,122.79	3,665.50	14.50% #
FTSE/Athex Mid Cap Index	2,317.40 #	2,314.82	2.58	0.11%	2,313.80	2,333.80	2,167.92	2,459.55	2.96% #
FTSE/ATHEX High Dividend Yield Index	3,985.18 #	3,968.75	16.43	0.41%	3,965.30	3,992.33	3,752.57	4,217.66	5.67% #
FTSE/Athex Market Index	853.69 #	850.99	2.70	0.32%	849.90	854.22	746.82	875.18	14.31% #
FTSE/Athex Banks	1,293.69 €	1,300.04	-6.35	-0.49%	1,290.78	1,300.90	1,057.67	1,354.57	21.86% #
FTSE/ATHEX TECHNOLOGY & TELECOMMUNICAT	5,612.27 #	5,600.28	11.99	0.21%	5,580.04	5,620.80	4,915.95	5,705.00	10.64% #
FTSE/ATHEX FINANCIAL SERVICES	6,074.03 €	6,102.94	-28.91	-0.47%	6,060.53	6,107.30	4,996.31	6,357.41	21.14% #
FTSE/ATHEX REAL ESTATE	4,909.91 #	4,841.67	68.24	1.41%	4,841.67	4,912.19	4,507.00	5,120.52	-1.02% €
FTSE/ATHEX CONSUMER DISCRETIONARY	5,152.84 #	5,118.41	34.43	0.67%	5,118.41	5,163.04	4,919.19	5,557.48	2.73% #
FTSE/ATHEX CONSUMER STAPLES	6,393.61 #	6,366.62	26.99	0.42%	6,362.13	6,422.58	5,069.68	6,491.28	25.65% #
FTSE/ATHEX INDUSTRIALS	6,508.46 #	6,474.83	33.63	0.52%	6,457.12	6,511.12	5,044.08	6,523.98	28.08% #
FTSE/ATHEX BASIC MATERIALS	4,971.62 #	4,951.80	19.82	0.40%	4,951.39	4,992.07	4,577.28	5,876.05	2.09% #
FTSE/ATHEX ENERGY & UTILITIES	5,130.59 #	5,068.61	61.98	1.22%	5,065.25	5,135.50	4,930.82	5,474.06	2.87% #
Athex All Share Index	340.61 #	339.36	1.25	0.37%	340.61	340.61	304.60	347.29	12.78% #
Hellenic Mid & Small Cap Index	2,097.63 #	2,084.97	12.66	0.61%	2,084.59	2,099.75	1,929.00	2,157.15	8.74% #
FTSE/Athex Large Cap Total Return	6,134.15 #	6,085.13	49.02	0.81%			5,201.70	6,164.41	18.71% #
FTSE/Athex Mid Cap Total Return	3,163.94 #	3,150.97	12.97	0.41%			2,922.90	3,302.69	4.38% #
MSCI GREECE REBASED	5,621.98 #	5,609.02	12.96	0.23%	5,593.46	5,628.41	4,984.69	5,837.84	12.78% #
Hellenic Corporate Bond Index	134.27 #	134.24	0.03	0.03%			129.54	134.27	3.57% #
Hellenic Corporate Bond Price Index	92.15 #	92.14	0.02	0.02%			90.52	92.15	1.66% #

Note 1: FTSE/Med 100, Hellenic Corporate Bond Price Index and Hellenic Corporate Bond Index closing prices refer to the previous trading day of 24/07/2024.

Note 2: The Hellenic Mid & Small Cap Index is a Customized index calculated by the Athens Exchange.

Analytic Figures for Athex Market's Boards and Categories

	Total Traded Securities	Main Market	Surveillance	Exchange Traded Funds (ETFs)
Totals	120	113	6	1
Gain / Lose / Same:	60 / 38 / 22	55 / 38 / 20	4 / 0 / 2	1 / 0 / 0
Athex Capitalisation (mill. €) **	101,417.12	101,348.98	68.15	
Daily Average Trans/ons Value(thou.€)	134,363.55	134,183.74	34.50	264.39
Transactions Value	143,173.98	143,080.56	12.77	80.65
Main Board:	78,994.27	78,900.85	12.77	80.65
Blocks Board 6_2_3:	64,179.71	64,179.71	0.00	0.00
Forced Sales Board:	0.00	0.00	0.00	0.00
Special Terms Board:	0.00	0.00	0.00	0.00
Daily Average Transactions Volume	29,652,445	29,511,917	153,845	7,639
Transactions Volume	22,513,460	22,462,115	49,076	2,269
Main Board:	15,558,166	15,506,821	49,076	2,269
Blocks Board 6_2_3:	6,955,294	6,955,294	0	0
Forced Sales Board:	0	0	0	0
Special Terms Board:	0	0	0	0
Daily Average Number of Trades	38,880	38,768	63	50
Number of Trades	24,303	24,234	39	30
Main Board:	24,287	24,218	39	30
Blocks Board 6_2_3:	16	16	0	0
Forced Sales Board:	0	0	0	0
Special Terms Board:	0	0	0	0

Trading Details by Athex Sectors and Financial Instruments (ETFs)

Code	Sectors	Gain / Lose / Same	Number of Trades	Transactions Volume	Transactions Value	% of Total Trans. Value
3010	- Banks	3 / 4 / 0	8,642	12,869,134	36,148,678.88	25.25%
5510	- Basic Resources	6 / 4 / 2	798	264,751	820,223.79	0.57%
5010	- Construction & Materials	7 / 4 / 3	1,749	433,088	2,852,276.50	1.99%
4020	- Consumer Products & Services	3 / 2 / 2	183	45,010	102,126.25	0.07%
6010	- Energy	1 / 3 / 0	1,986	439,227	5,155,701.72	3.60%
12000	- Financial Instruments	1 / 0 / 0	30	2,269	80,648.82	0.06%
3020	- Financial Services	3 / 1 / 1	234	33,009	169,485.82	0.12%
4510	- Food Beverage & Tobacco	3 / 1 / 1	153	37,886	490,876.29	0.34%
2010	- Health Care	2 / 0 / 1	61	21,315	21,498.91	0.02%
5020	- Industrial Goods & Services	9 / 5 / 3	954	300,283	1,656,627.92	1.16%
3030	- Insurance	0 / 1 / 0	25	2,920	14,858.80	0.01%
4030	- Media	0 / 1 / 0	7	3,346	1,558.61	0.00%
4520	- Personal Care, Drug & Grocery Stores	0 / 1 / 1	222	27,898	276,560.56	0.19%
3510	- Real Estate	6 / 3 / 3	745	261,312	1,427,763.34	1.00%
4040	- Retail	2 / 3 / 2	1,617	270,097	5,270,494.46	3.68%
1010	- Technology	4 / 4 / 2	632	221,584	1,247,397.59	0.87%
1510	- Telecommunications	2 / 0 / 0	1,383	504,819	7,435,514.00	5.19%
4050	- Travel & Leisure	4 / 0 / 1	1,277	1,550,839	8,113,417.00	5.67%
6510	- Utilities	4 / 1 / 0	3,605	5,224,673	71,888,270.07	50.21%

Top 10 best & worst performing Shares

Main Market

With positive Price change	Closing price	change	With negative Price change	Closing price	change
LAMDA DEVELOPMENT SA (CR)	7.48	2.89% #	AUSTRIACARD (CB)	5.71	-2.23% ☒
ATHENS INTL AIRPORT (CR)	7.998	2.67% #	KLOUKINAS - LAPPAS SA (CR)	1.455	-1.69% ☒
KRI-KRI S.A. (CR)	11.55	2.21% #	FOURLIS (CR)	3.93	-1.38% ☒
METLEN ENERGY & METALS (CR)	37	2.21% #	ALPHA SERVICES HOLD (CR)	1.66	-1.25% ☒
ELTON SA (CR)	1.77	1.84% #	EKTER SA (CR)	2.185	-1.13% ☒
ALUMIL (CR)	3.07	1.66% #	UNIBIOS (CR)	1.4	-1.06% ☒
ANDROMEDA SA (CR)	6.68	1.21% #	REVOIL (CR)	2	-0.99% ☒
TECHNICAL OLYMPIC SA (CR)	2.57	1.18% #	CENERGY HOLDINGS (CB)	9.53	-0.94% ☒
PPC (CR)	11.63	1.13% #	HELLENIQ ENERGY (CR)	7.335	-0.88% ☒
LAMPASA HOTEL SA (CR)	36.4	1.11% #	ADMIE (IPTO) HOLDING S.A. (CR)	2.215	-0.67% ☒
DIMAND (CR)	9.1	1.11% #			
With the highest Transactions Value	Value (thou. €)	change	With the highest Transactions Volume	Volume	change
PPC (CR)	44,151.87	1.13% #	ALPHA SERVICES HOLD (CR)	5,134,171	-1.25% ☒
TERNA ENERGY (CR)	21,454.89	0.26% #	EUROBANK HOLDINGS (CR)	4,365,429	-0.58% ☒
EUROBANK HOLDINGS (CR)	8,909.05	-0.58% ☒	PPC (CR)	3,795,524	1.13% #
NATIONAL BANK (CR)	8,675.60	-0.02% ☒	PIRAEUS FINANCIAL HOLD (CR)	2,197,617	-0.55% ☒
ALPHA SERVICES HOLD (CR)	8,501.39	-1.25% ☒	TERNA ENERGY (CR)	1,115,469	0.26% #
PIRAEUS FINANCIAL HOLD (CR)	8,364.00	-0.55% ☒	INTRALOT (CR)	1,112,987	0.00% -
OTE (CR)	7,430.70	0.61% #	NATIONAL BANK (CR)	1,032,883	-0.02% ☒
OPAP (CR)	6,247.64	0.69% #	OTE (CR)	504,098	0.61% #
METLEN ENERGY & METALS (CR)	5,896.02	2.21% #	OPAP (CR)	391,442	0.69% #
JUMBO SA (CR)	5,028.41	0.81% #	HELLENIQ ENERGY (CR)	296,869	-0.88% ☒

Note: Stocks that are not included in the "Under Supervision" category, and the transactions value is more than 10,000 €.

Derivatives Summary

	Number of Trades	Volume	Open Interest
Index Futures	95	219	4,754
FTSE/Athex Banks	1	5	1,233
FTSE/Athex Large Cap	94	214	3,498
MSCI GREECE REBASED	0	0	23
Stock Futures	1,015	13,773	467,193
ADMIE (IPTO) HOLDING S.A. (CR)	17	243	24,314
AEGEAN AIRLINES (CR)	8	24	4,099
ALPHA SERVICES HOLD (CR)	189	5,704	164,837
ATHENS INTL AIRPORT (CR)	3	11	1,101
AUTOHELLAS SA (CR)	0	0	161
AVAX S.A. (CR)	4	13	707
CC HBC AG (CR)	1	5	131
CENERGY HOLDINGS (CB)	4	35	3,833
ELLAKTOR (CR)	3	10	4,002
ELVALHALCOR (CR)	3	19	5,128
EUROBANK HOLDINGS (CR)	131	2,556	22,783
EYDAP S.A. (CR)	0	0	4,479
FOURLIS (CR)	5	12	1,225
GEK TERNA (CR)	18	80	14,454
HELLENIC EXCHANGES-A.S.E. (CR)	50	258	4,925
HELLENIQ ENERGY (CR)	49	283	6,377
INTRACOM HOLDINGS (CR)	11	40	7,725
INTRAKAT (CR)	2	3	2,463
JUMBO SA (CR)	2	11	394
LAMDA DEVELOPMENT SA (CR)	7	72	6,784
METLEN ENERGY & METALS (CR)	40	121	5,299
MIG (CR)	0	0	104
MOTOR OIL (CR)	11	41	2,922
NATIONAL BANK (CR)	86	489	17,034
OPAP (CR)	8	33	1,687
OPTIMA BANK (CR)	0	0	72
OTE (CR)	18	38	4,397
P.P.A. S.A. (CR)	0	0	80
PIRAEUS FINANCIAL HOLD (CR)	235	2,939	97,714
PPC (CR)	84	586	31,293
QUEST HOLDINGS (CR)	0	0	183
TERNA ENERGY (CR)	12	122	21,713
TITAN CEMENT (CB)	7	11	410
VIOHALCO SA/NV (CB)	7	14	4,363
Index Options	2	21	559
FTSE/Athex Large Cap	2	21	559
Stock Options	6	30	266
ALPHA SERVICES HOLD (CR)	0	0	0
NATIONAL BANK (CR)	0	0	0
OPAP (CR)	0	0	99
OTE (CR)	6	30	76
PIRAEUS FINANCIAL HOLD (CR)	0	0	20
PPC (CR)	0	0	71
Total Derivatives Traded	1,118	14,043	472,772

Number of Outstanding Securities	Nominal Value	Dividends [1]			Date of Last Coupon		Note	Shares	Closing price	% change	Previous closing price/date	Open price	Price min	Price max	Last price	Avg price	Last Bid [7]	Last Ask [7]	P/E after tax	Year	Volume	Trades	Transactions Value[8]	Company Mkt Value (thou. €)	Year low	Year high	Sector[4]	
2,352,839,697	0.290	--	--	0.026	26/07/2024	18/04/2017	--	ALPHA SERVICES HOLD (CR)	1.66	-1.25	€ 1.681	25/07/2024	1.685	1.6455	1.685	1.66	1.656	3675@1.66	490@1.66	--	--	5,134,171	2,248	8,501,388.63	3,905,713.90	1.444	1.79	30101010
36,353,868	1.00	--	(0.025)	0.1	16/07/2024	21/08/2023	--	AUSTRIACARD (CB)	5.71	-2.23	€ 5.84	25/07/2024	5.81	5.71	5.84	5.71	5.76	88@5.71	68@5.74	--	--	22,952	89	132,206.59	207,580.59	5.66	6.8	10101010
48,624,764	0.080	0.46	0.65	0.7	22/04/2024	05/12/2022	--	AUTOHELLAS SA (CR)	11.84	1.02	€ 11.72	25/07/2024	11.72	11.7	11.84	11.84	11.777	2@11.80	44@11.84	--	--	5,800	73	68,307.24	575,717.21	11.02	14.1	40201040
190,162,681	--	0.05	0.08	0.25/06/2024	07/12/2016	--	CENERGY HOLDINGS (CB)	9.53	-0.94	€ 9.62	25/07/2024	9.67	9.5	9.7	9.53	9.563	1503@9.51	125@9.54	--	--	97,520	262	932,582.65	1,812,250.35	6.71	10	50202010	
373,175,988	6.70	0.71	0.78	0.93	30/05/2024	29/04/2013	--	CC HBC AG (CR)	33.44	0.42	€ 33.3	25/07/2024	33.3	33.3	33.58	33.44	33.456	199@33.44	305@33.58	--	--	7,180	50	240,216.6812	479,005.04	25.66	33.58	45101020
3,716,479,777	0.220	--	--	0.0933	25/07/2024	20/05/2019	--	EUROBANK HOLDINGS (CR)	2.038	-0.58	€ 2.05	25/07/2024	2.064	2.027	2.064	2.038	2.041	17948@2.04	200@2.05	--	--	4,365,429	2,285	8,909,054.78	7,574,185.79	1.599	2.263	30101010
305,635,185	2.18	0.1	0.3	0.9	10/07/2024	01/10/2003	--	HELLENIO ENERGY (CR)	7.335	-0.88	€ 7.4	25/07/2024	7.4	7.3	7.55	7.335	7.372	2680@7.33	110@7.35	--	--	296,869	1,024	2,188,643.20	2,241,834.08	7.03	8.81	60101020
83,600,000	0.690	--	--	0.0504	25/06/2024	02/07/2024	--	INTRACOM HOLDINGS (CR)	3.35	0.30	€ 3.34	25/07/2024	3.36	3.335	3.395	3.35	3.347	80@3.35	8@3.36	--	--	53,367	214	178,636.99	280,060.00	3.14	4.335	10101010
160,523,985	0.300	--	--	--	12/08/2008	30/12/2022	--	INTRAKAT (CR)	5	0.71	€ 4.965	25/07/2024	4.995	4.92	5	5	4.974	17@5.00	4294@5.00	--	--	52,219	146	259,750.46	802,619.93	4.46	5.64	50101010
136,059,759	0.880	0.77	0.322	1	10/07/2024	05/03/2014	--	JUMBO SA (CR)	25	0.81	€ 24.8	25/07/2024	24.8	24.8	25.18	25	25.056	8853@25.00	526@25.12	--	--	200,686	1,300	5,028,410.04	3,401,493.98	24.44	30.1	40401010
176,736,715	0.300	--	--	--	30/05/2007	27/11/2019	--	LAMDA DEVELOPMENT SA (CR)	7.48	2.89	€ 7.27	25/07/2024	7.27	7.27	7.48	7.48	7.401	49@7.47	4254@7.49	--	--	148,400	463	1,098,354.85	1,321,990.63	6.15	7.52	35101010
142,891,161	0.970	0.4341	1.24	1.5531	26/06/2024	07/07/2017	--	METLEN ENERGY & METALS (CR)	37	2.21	€ 36.2	25/07/2024	36.26	36.22	37	37	36.801	57@36.98	315@37.02	--	--	160,213	1,628	5,896,018.38	5,286,972.96	33	39.56	65102000
27,345,120	0.280	--	--	--	18/07/2005	26/02/2014	--	QUALITY & RELIABILITY SA (CR)	1.198	0.33	€ 1.194	25/07/2024	1.228	1.19	1.228	1.198	1.196	500@1.19	200@1.21	--	--	6,797	21	8,130.32	32,759.45	0.6	1.62	10101010
78,325,475	--	0.6	0.85	25/06/2024	23/07/2019	--	TITAN CEMENT (CB)	31.6	0.16	€ 31.55	25/07/2024	31.4	31.25	31.85	31.6	31.664	626@31.60	685@31.80	--	--	35,945	561	1,138,158.00	2,475,085.01	20.9	32.2	50101030	
259,189,761	0.1	0.12	0.12	25/06/2024	26/02/2016	--	VIOHALCO S.A. (CB)	5.97	0.84	€ 5.92	25/07/2024	5.92	5.92	6.01	5.97	5.958	807@5.97	404@5.98	--	--	83,228	320	495,856.10	1,547,362.87	5.03	6.63	55102015	
148,321,516	0.300	--	0.07	--	19/06/2023	22/01/2020	--	AVAX S.A. (CR)	1.44	0.84	€ 1.428	25/07/2024	1.45	1.412	1.462	1.44	1.436	200@1.43	6495@1.44	--	--	59,125	163	84,881.68	213,582.98	1.322	1.884	50101010
232,000,000	2.12	0.0854	0.0682	0.0582	04/10/2023	19/06/2017	--	ADMIE (IPTO) HOLDING S.A. (CR)	2.215	-0.67	€ 2.23	25/07/2024	2.24	2.195	2.25	2.215	2.222	40@2.21	608@2.22	8.74	2023	140,814	291	312,824.12	513,880.00	2.08	2.425	65101015
90,167,100	0.500	--	--	0.7515	20/05/2024	24/05/2021	--	AEGEAN AIRLINES (CR)	11.55	0.96	€ 11.44	25/07/2024	11.44	11.44	11.6	11.55	11.541	1@11.54	31@11.55	--	--	35,945	266	414,850.50	1,041,430.01	10.85	13.47	40501010
103,423,291	0.570	--	--	--	01/08/2011	23/08/2023	--	GEK TERNA (CR)	17.78	0.79	€ 17.64	25/07/2024	17.64	17.56	17.86	17.78	17.72	6@17.76	250@17.80	--	--	55,263	344	979,239.34	1,838,866.11	12.98	18.24	50101010
382,000,000	2.48	--	--	0.25	22/07/2024	12/12/2001	--	PPC (CR)	11.63	1.13	€ 11.5	25/07/2024	11.4	11.4	11.8	11.63	11.633	1500@11.62	414@11.66	--	--	3,795,524	1,132	44,151,865.82	4,442,660.00	10.4	12.67	65101015
300,000,000	1.00	--	--	0.33	21/05/2024	07/02/2024	--	ATHENS INTL AIRPORT (CR)	7.998	2.67	€ 7.79	25/07/2024	7.77	7.77	8.02	7.998	7.932	17@7.99	463@8.00	--	--	40,314	294	319,754.16	2,399,400.00	7.712	9.56	50206060
914,715,153	1.00	--	--	--	16/05/2008	29/08/2018	--	NATIONAL BANK (CR)	8.43	-0.02	€ 8.432	25/07/2024	8.37	8.344	8.432	8.43	8.399	501@8.43	866@8.43	--	--	1,032,883	1,911	8,675,604.51	7,711,048.74	6.222	8.65	30101010
375,241,586	0.390	0.03	0.06	0.04	25/06/2024	14/07/2006	--	ELVALHALCOR (CR)	1.83	-0.11	€ 1.832	25/07/2024	1.852	1.826	1.852	1.83	1.835	5377@1.83	1000@1.84	--	--	148,944	395	273,303.69	686,692.10	1.74	2.435	55102015
348,192,005	0.040	--	--	--	05/07/2011	22/07/2024	--	ELLAKTOR (CR)	2.06	-0.48	€ 2.07	25/07/2024	2.08	2.06	2.08	2.06	2.066	8032@2.06	25093@2.07	--	--	123,642	272	255,439.25	717,275.53	2.02	2.84	50101010
60,348,000	0.420	0.1515	0.1565	0.2504	25/06/2024	04/08/2021	--	HELLENIC EXCHANGES-A.S.E. (CR)	4.705	0.53	€ 4.68	25/07/2024	4.68	4.68	4.74	4.705	4.708	42@4.71	200@4.73	--	--	24,577	128	115,702.90	283,937.34	4.6	5.92	30202015
106,500,000	0.600	0.28	0.02	0.1	22/07/2024	13/09/2021	--	EYDAP S.A. (CR)	5.79	0.52	€ 5.76	25/07/2024	5.7	5.7	5.79	5.79	5.743	10@5.72	552@5.79	--	--	12,653	124	72,669.47	616,635.00	5.38	6.15	65102030
604,095,621	0.300	--	--	--	30/05/2013	10/10/2023	--	INTRALOT (CR)	1.25	--	€ 1.25	25/07/2024	1.25	1.244	1.254	1.25	1.25	369@1.25	84254@1.25	--	--	1,112,987	214	1,391,203.18	755,119.53	1.014	1.294	40501020
110,782,980	0.750	0.9054	1.6299	1.8415	26/06/2024	04/11/2013	--	MOTOR OIL (CR)	23.32	0.78	€ 23.14	25/07/2024	23.28	23.06	23.38	23.32	23.212	100@23.30	703@23.34	--	--	126,403	887	2,934,040.14	2,583,459.09	22.56	28.56	60101020
370,062,741	0.300	0.6	1	1.6123	29/04/2024	25/06/2024	--	OPAP (CR)	15.98	0.69	€ 15.87	25/07/2024	15.87	15.79	16.02	15.98	15.961	1984@15.97	9830@15.98	--	--	391,442	767	6,247,643.17	5,913,602.60	14.4	17.35	40501020
412,693,573	2.83	0.8231	0.5888	0.7216	04/07/2024	18/06/1998	--	OTE (CR)	14.81	0.61	€ 14.72	25/07/2024	14.59	14.57	14.81	14.81	14.741	1205@14.68	2667@14.82	--	--	504,098	1,374	7,430,699.90	6,111,991.82	12.76	14.81	15102015
1,250,367,223	0.930	--	--	0.0632	10/07/2024	14/04/2021	--	PIRAEUS FINANCIAL HOLD (CR)	3.78	-0.55	€ 3.801	25/07/2024	3.801	3.765	3.84	3.78	3.806	7216@3.78	4000@3.79	--	--	2,197,617	1,676	8,363,996.98	4,726,388.10	3.21	4.22	30101010
66,850,563	0.780	0.1493	0.1495	0.2313	02/05/2024	13/06/2018	--	GR. SARANTIS S.A. (CR)	10.9	-0.18	€ 10.92	25/07/2024	10.9	10.86	11.04	10.9	10.978	9385@10.90	10@10.94	--	--	24,448	200	268,385.22	728,671.14	8.18	12.44	45201020
118,105,090	0.300	0.3411	0.3798	0.3821	08/07/2024	05/03/2020	--	TERNA ENERGY (CR)	19.29	0.26	€ 19.24	25/07/2024	19.24	19.22	19.29	19.29	19.234	165@19.28	5177@19.29	--	--	1,115,469	430	21,454,892.28	2,278,247.19	14.68	19.7	65101010
73,774,142	3.45	--	--	0.44	25/06/2024	04/10/2023	--	OPTIMA BANK (CR)	12.22	0.16	€ 12.2	25/07/2024	12.26	12.12	12.48	12.22	12.308	800@12.20	20@12.40	--	--	133,304	451	1,640,748.94	901,520.02	7.24	13.2	30101010

Main Market - Medium Liquidity Class

13,126,020	0.660	0.1163	0.1158	0.1376	10/07/2024	04/09/2020	--	AS COMPANY SA (CR)	2.81	-0.36	€ 2.82	25/07/2024	2.
------------	-------	--------	--------	--------	------------	------------	----	--------------------	------	-------	--------	------------	----

Daily Official List

Year: 145 Trading Day No: 140

Section 2: Analytic Figures of Shares Transactions

Friday, 26 July, 2024

Number of Outstanding Securities	Nominal Value	Dividends [1]			Date of Last Coupon		Note	Shares	Closing price	% change	Previous closing price/date	Open price	Price min	Price max	Last price	Avg price	Last Bid [7]	Last Ask [7]	P/E after tax	Year	Volume	Trades	Transactions Value[8]	Company Mkt Value (thou. €)	Year low	Year high	Sector[4]	
		2021	2022	2023	Dividend [2]	Right																						
243,164,193	0.300	---	---	0.07	19/07/2024	05/12/2023	---	ATTICA HOLDINGS (CR)	2.63	0.38 P	2.62	25/07/2024	2.63	2.58	2.63	2.63	2.601	1500@2.58	4644@2.63	---	---	9,495	23	24,700.15	639,521.83	1.86	2.64	40501015
35,764,593	2.10	0.075	0.1046	0.1045	12/06/2024	25/11/2019	---	BRIQ PROPERTIES (CR)	1.95	0.52 P	1.94	25/07/2024	1.94	1.935	1.96	1.95	1.951	1500@1.95	1500@1.97	---	---	18,499	22	36,100.63	69,740.96	1.835	2.01	35102030
101,123,806	0.360	---	---	---	22/07/2010	28/06/2011	---	CENTRIC HOLDINGS (CR)	0.347	-0.57 E	0.349	25/07/2024	0.352	0.344	0.352	0.347	0.347	3576@0.344	90@0.347	---	---	11,404	9	3,962.34	35,089.96	0.311	0.467	40203040
784,500	10.00	0.3	---	0.5008	28/05/2024	31/07/2018	---	CNL CAPITAL (CR)	7.05	---	7.05	25/07/2024	7	7	7.1	7.1	7.067	20@7.10	100@7.15	---	2022	150	2	1,060.00	5,530.73	6.65	9	30202010
10,567,700	0.300	---	---	---	06/10/2005	13/02/2002	---	CPI SA (CR)	0.664	-0.90 E	0.67	25/07/2024	0.7	0.664	0.7	0.664	0.67	805@0.664	2030@0.698	---	---	1,710	5	1,144.96	7,016.95	0.606	0.99	10102030
18,680,300	0.050	---	---	---	06/07/2022	---	---	DIMAND (CR)	9.1	1.11 P	9	25/07/2024	9.08	9.05	9.13	9.1	9.091	70@8.54	179@9.10	---	---	17,910	99	162,827.70	169,990.73	8	10.95	35101010
54,200,000	0.075	0.035	0.074	---	18/07/2023	23/11/2021	---	EPSILON NET (CR)	12	---	12	25/07/2024	12.04	12	12.04	12	12.009	480424@12.00	1029@12.04	---	---	29,153	32	350,080.16	650,400.00	8.8	12.3	10101015
52,131,944	1.00	0.1102	0.11	---	26/06/2024	23/07/2019	---	FOURLIS (CR)	3.93	-1.38 E	3.985	25/07/2024	3.98	3.92	4.015	3.93	3.941	768@3.93	2508@3.94	---	---	48,488	195	191,084.80	204,878.54	3.765	4.37	40401010
48,003,921	0.400	---	---	---	30/08/1993	25/07/2024	---	IDEAL HOLDINGS (CR)	5.9	-0.17 E	5.91	25/07/2024	5.91	5.88	5.93	5.9	5.9	400@5.89	1050@5.94	---	---	21,034	95	124,110.54	283,223.13	5.47	6.78	10102030
10,500,000	2.40	0.29	0.3	2.21	25/06/2024	02/04/2024	---	INTERCONTINENTAL (CR)	2.42	-0.82 E	2.44	25/07/2024	2.44	2.42	2.44	2.42	2.426	2514@2.42	950@2.48	4.16	2023	3,500	4	8,490.00	25,410.00	2.28	6.9	35102000
168,691,037	0.300	---	---	---	20/08/2007	28/11/2022	---	LAVIPHARM SA (CR)	0.879	---	0.879	25/07/2024	0.873	0.873	0.89	0.879	0.883	122@0.879	500@0.885	---	---	18,732	40	16,533.00	148,279.42	0.76	1.01	20103015
4,740,000	0.860	---	---	---	14/03/2003	---	---	LOGISMOS S.A. (CR)	1.4	0.72 P	1.39	25/07/2024	1.4	1.4	1.4	1.4	1.4	75@1.40	300@1.41	-(6)	2023	150	1	210.00	6,636.00	1.13	1.48	10101015
17,120,280	0.940	0.06	---	---	01/07/2024	26/06/2023	---	LOULIS FOOD (CR)	2.64	-1.12 E	2.67	25/07/2024	2.63	2.63	2.65	2.65	2.635	205@2.63	150@2.66	---	---	610	7	1,607.50	45,197.54	2.57	3.09	45102020
4,419,616	1.58	---	0.1531	0.06	15/07/2024	04/03/2015	---	MEDICON S.A. (CR)	2.72	1.87 P	2.67	25/07/2024	2.66	2.66	2.73	2.72	2.697	52@2.65	99@2.72	---	---	463	7	1,248.88	12,021.36	2.58	3.49	20102010
10,500,000	0.950	---	---	0.15	05/07/2024	21/07/2023	---	MEVACO SA (CR)	3.96	-1.00 E	4	25/07/2024	3.85	3.85	3.96	3.96	3.855	690@3.85	1000@4.00	---	2022	2,090	6	8,056.40	41,580.00	3.62	4.32	55102015
138,218,440	0.870	---	---	---	11/12/2023	---	---	ORILINA PROPERTIES REIC (CR)	0.899	0.33 P	0.896	25/07/2024	0.898	0.894	0.9	0.9	0.898	250@0.894	200@0.900	---	---	23,900	39	21,469.15	124,258.38	0.845	0.9628	35102000
87,538,850	0.500	---	---	0.0304	06/06/2024	28/07/2021	---	PREMIA (CR)	1.16	---	1.16	25/07/2024	1.16	1.154	1.16	1.16	1.158	500@1.16	6328@1.16	---	---	15,009	32	17,377.12	101,545.07	1.09	1.256	35102000
24,586,446	0.230	---	0.04	0.049	04/06/2024	08/06/2022	---	PROFILE SA (CR)	5.14	-0.58 E	5.17	25/07/2024	5.19	5.09	5.21	5.14	5.12	450@5.11	745@5.14	---	---	23,412	61	119,869.24	126,374.33	3.925	5.43	10101010
107,222,688	0.440	(0.5667)	0.2	0.22	25/06/2024	16/03/2022	---	QUEST HOLDINGS (CR)	5.37	0.56 P	5.34	25/07/2024	5.38	5.36	5.44	5.37	5.398	191@5.37	50@5.44	---	---	61,006	99	329,326.19	575,785.83	5.02	6.25	10101010
6,456,530	1.08	0.12	0.1314	0.16	22/07/2024	02/08/2010	---	SPACE HELLAS SA (CR)	6.74	0.90 P	6.68	25/07/2024	6.62	6.62	6.74	6.74	6.677	500@6.70	69@6.74	---	---	721	9	4,814.10	43,517.01	6.38	8.48	15101010
120,528,771	1.60	---	---	0.08	19/06/2024	10/11/2023	---	TRADE ESTATES REIC (CR)	1.622	-0.25 E	1.626	25/07/2024	1.63	1.618	1.638	1.622	1.626	29@1.62	500@1.63	---	---	16,645	29	27,057.47	195,497.67	1.59	1.798	35102045
17,190,046	0.300	---	---	---	16/11/1992	04/12/2023	---	UNIBIOS (CR)	1.4	-1.06 E	1.415	25/07/2024	1.395	1.39	1.425	1.4	1.402	532@1.39	2895@1.42	---	---	20,790	28	29,138.44	24,066.06	1.08	1.475	50204000
32,413,681	0.370	---	---	---	15/07/2009	11/05/2000	---	ALUMIL (CR)	3.07	1.66 P	3.02	25/07/2024	3.01	3.01	3.09	3.07	3.073	97@3.07	330@3.08	---	---	10,534	32	32,367.75	99,510.00	2.48	3.18	55102035
3,628,761	3.44	0.5109	---	0.316	13/05/2024	19/07/2022	---	ANDROMEDA SA (CR)	6.68	1.21 P	6.6	25/07/2024	6.68	6.58	6.68	6.68	6.583	100@6.52	274@6.68	3.69	2023	2,515	24	16,555.94	24,240.12	6.28	7.1806	30204000
23,986,500	1.04	---	---	---	26/06/2009	28/08/2023	---	BIOKARPET S.A.(CR)	2.42	2.54 P	2.36	25/07/2024	2.42	2.42	2.42	2.42	2.42	5@2.41	88@2.42	---	---	8	3	19.36	58,047.33	2.19	3.13	50101035
6,325,000	0.600	0.19	0.153	0.145	15/07/2024	17/02/2014	---	VOYATZOGLOU (CR)	2.34	-1.68 E	2.38	25/07/2024	2.36	2.3	2.36	2.3	2.336	10@2.32	1313@2.36	---	---	478	2	1,116.56	14,800.50	2.16	2.7	50205010
24,060,000	0.300	0.055	0.075	0.075	14/05/2024	01/07/2019	---	GEN. COMMERCIAL & IND.SA (CR)	1.63	-0.31 E	1.635	25/07/2024	1.58	1.58	1.63	1.63	1.597	150@1.59	1279@1.63	11.02	2023	505	4	806.45	39,217.80	1.325	1.95	50205010
15,878,748	0.480	---	---	---	10/07/2006	22/03/2004	---	DOMIKI KRITIS SA (CR)	3.7	-0.67 E	3.725	25/07/2024	3.72	3.655	3.765	3.7	3.694	412@3.70	346@3.77	---	---	2,801	18	10,347.47	58,751.37	3.07	4.88	50101010
34,720,000	0.310	---	---	---	16/06/2010	01/08/2007	---	DROMEAS SA (CR)	0.321	---	0.321	25/07/2024	0.316	0.313	0.324	0.321	0.318	1650@0.313	1780@0.321	---	---	7,570	22	2,410.01	11,145.12	0.304	0.398	40202015
13,673,200	0.420	---	---	---	18/07/2008	26/07/2001	---	EVROFARMA SA (CR)	1.62	0.62 P	1.61	25/07/2024	1.64	1.595	1.685	1.62	1.644	100@1.60	505@1.62	---	---	9,755	42	16,039.86	22,150.58	1.2	1.94	45102020
22,500,000	0.260	(0.0203)	(0.04)	(0.06)	08/07/2024	24/07/2024	---	EKTER SA (CR)	2.185	-1.13 E	2.21	25/07/2024	2.2	2.18	2.27	2.185	2.209	249@2.18	2996@2.19	---	---	34,660	149	76,558.86	49,162.50	1.875	2.38	50101010
18,410,839	1.00	0.262	0.202	---	23/08/2023	10/09/2010	---	ELASTRON (CR)	2.26	---	2.26	25/07/2024	2.26	2.26	2.26	2.26	2.26	1290@2.21	369@2.26	---	---	332	2	750.32	41,608.50	2	2.84	55102010
23,828,130	0.500	0.0737	---	0.108	15/07/2024	17/02/2009	---	ELINOIL S.A. (CR)	2.21	-0.90 E	2.23	25/07/2024	2.23	2.2	2.23	2.21	2.206	508@2.21	80@2.23	---	---	4,380	15	9,661.25	52,660.17	2.14	2.94	60101020
19,864,886	5.60	0.672	0.672	0.672	18/04/2024	02/07/2008	---	BANK OF GREECE (CR)	13.85	0.36 P	13.8	25/07/2024	13.8	13.8	13.85	13.85	13.804	13@13.80	700@13.90	---	---	1,297	13	17,903.60	275,128.67	13.2	15.85	30101010
26,730,187	0.520	0.1	0.12	---	29/06/2023	01/08/2017	---	ELTON SA (CR)	1.77	1.84 P	1.738	25/07/2024	1.738	1.734	1.772	1.77	1.753	7299@1.75	852@1.77	---	---	36,656	58	64,249.52	47,312.43	1.62	2.36	50205010
30,000,000	0.050	0.09	0.1	---	09/06/2023	11/06/2020	---	ENTERSOFT (CR)	8.05	---	8.05	25/07/2024	---	---	---	---	---	85966@8.00	20@8.15	---	---	---	---	---	241,500.00	5.68	8.2	10101015
36,300,000	1.12																											

Number of Outstanding Securities	Nominal Value	Dividends [1]			Date of Last Coupon		Note	Shares	Closing price	% change	Previous closing price/date	Open price	Price min	Price max	Last price	Avg price	Last Bid [7]	Last Ask [7]	P/E after tax	Year	Volume	Trades	Transactions Value[8]	Company Mkt Value (thou. €)	Year low	Year high	Sector[4]		
		2021	2022	2023	Dividend [2]	Right																							
9,046,132	0.450	---	0.02	0.02	18/07/2024	13/10/2014	---	ILYDA S.A. (CR)	1.8	---	1.8	25/07/2024	1.8	1.8	1.865	1.8	1.839	150@1.78	60@1.83	12.91	2023	2,003	15	3,682.60	16,283.04	1.29	2.02	10101015	
3,417,600	0.100	0.016	0.016	0.016	04/07/2024	02/04/2024	---	INTERWOOD-XYLEMPORIA (PR)	0.416	---	0.416	25/07/2024	---	---	---	---	2500@0.300	87@0.420	---	---	---	---	---	14,456.52	0.252	0.595	50101020		
45,417,399	0.100	---	---	---	25/07/2008	02/04/2024	---	INTERWOOD-XYLEMPORIA (CR)	0.287	0.70	P	0.285	25/07/2024	0.284	0.282	0.29	0.282	0.286	71@0.282	1200@0.285	---	---	17,381	16	4,979.51	14,456.52	0.25	0.3917	50101020
18,567,912	0.590	0.24	---	0.16	03/07/2024	26/01/2021	---	INTERLIFE G.C.I.(CR)	5.1	-0.39	E	5.12	25/07/2024	5.12	5	5.18	5.1	5.089	10@5.08	180@5.10	6.91	2023	2,920	25	14,858.80	94,696.35	4.55	5.4	30302025
8,424,900	0.500	---	---	---	12/07/2010	04/07/2019	---	INTERTECH SA (CR)	1.26	0.80	P	1.25	25/07/2024	1.23	1.215	1.26	1.26	1.232	44@1.23	410@1.26	21.84	2023	1,975	20	2,432.60	10,615.37	1.085	1.485	50205010
19,804,134	0.150	---	---	---	01/07/2004	06/11/2017	---	KEKROPS SA (CR)	1.52	-0.98	E	1.535	25/07/2024	1.54	1.52	1.545	1.52	1.521	27@1.48	500@1.52	-(6)-	2023	627	5	953.58	30,102.28	1.215	1.965	35101010
40,219,218	0.260	---	---	---	29/08/2022	10/06/2019	---	KLOUKINAS - LAPPAS SA (CR)	1.455	-1.69	E	1.48	25/07/2024	1.505	1.455	1.505	1.455	1.47	672@1.46	1284@1.47	---	---	21,619	38	31,776.27	58,518.96	1.425	1.825	50101010
11,510,102	0.890	---	---	---	24/06/2005	06/10/1999	---	NAFPAKTOS TEXTILE (CR)	0.934	-2.91	E	0.962	25/07/2024	0.976	0.916	0.978	0.936	0.938	109@0.914	177@0.934	---	---	611	10	572.82	10,750.44	0.68	1.34	55101020
21,224,340	0.420	0.02	---	---	06/09/2022	25/04/2006	---	KORDELLOS BROS SA (CR)	0.499	1.01	P	0.494	25/07/2024	0.499	0.499	0.499	0.499	0.498	1000@0.480	646@0.496	---	2023	6	2	2.99	10,590.95	0.453	0.684	55102010
33,065,136	0.380	0.2001	0.2004	---	24/08/2023	16/09/2013	---	KRI-KRI S.A. (CR)	11.55	2.21	P	11.3	25/07/2024	11.45	11.4	11.6	11.55	11.465	100@11.50	696@11.55	11.83	2023	20,321	53	232,978.05	381,902.32	9.58	12.3	45102020
7,595,160	0.600	---	---	---	10/09/2019	18/08/2010	---	KIRIAKOULIS SHIPPING SA (CR)	1.17	---	1.17	25/07/2024	---	---	---	---	---	50@1.14	536@1.17	---	---	---	---	---	8,886.34	0.95	1.65	40501015	
6,200,000	0.500	---	---	---	22/06/2010	01/11/1995	---	MINERVA KNITWEAR (CR)	0.59	-0.84	E	0.595	25/07/2024	0.595	0.59	0.6	0.59	0.591	4468@0.590	995@0.600	---	---	7,537	8	4,451.88	3,658.00	0.456	0.98	40204020
5,939,268	0.620	---	---	---	10/07/2003	03/01/2002	---	LANAKAM SA (CR)	0.885	-6.84	E	0.95	25/07/2024	0.895	0.86	0.9	0.885	0.877	414@0.870	396@0.960	---	---	3,581	25	3,139.63	5,256.25	0.855	1.18	40401020
30,150,000	0.360	0.0401	0.0908	0.122	28/05/2024	25/04/2019	---	MOTODYNAMICS S.A. (CR)	2.77	1.10	P	2.74	25/07/2024	2.76	2.72	2.79	2.77	2.752	900@2.74	816@2.77	---	---	15,715	68	43,243.75	83,515.50	2.675	3.34	40401030
43,200,000	1.00	0.0824	---	---	07/09/2022	13/09/2023	---	MPLKEDROS (CR)	3.5	---	3.5	25/07/2024	3.48	3.47	3.5	3.5	3.488	950@3.47	500@3.50	---	---	6,090	24	21,244.00	151,200.00	3.2	3.5	35102000	
8,321,682	0.670	---	---	---	17/08/2007	23/11/1999	---	N. LEVENTERIS (CR)	0.294	---	0.294	25/07/2024	---	---	---	---	---	1000@0.266	350@0.294	---	2023	---	---	---	3,042.88	0.2	0.4	55102010	
2,160,524	0.670	---	---	---	03/12/2018	23/11/1999	---	N. LEVENTERIS (PR)	0.276	---	0.276	25/07/2024	---	---	---	---	---	445@0.252	140@0.296	---	2023	---	---	---	3,042.88	0.242	0.41	55102010	
126,431,958	2.50	---	---	0.025	19/06/2024	05/06/2024	---	NOVAL PROPERTY REIC (CR)	2.77	0.18	P	2.765	25/07/2024	2.755	2.72	2.77	2.77	2.733	200@2.75	500@2.76	---	---	9,759	18	26,674.84	350,216.52	2.6	2.82	35102045
10,080,000	3.00	1.5	1.45	1.3	14/05/2024	27/08/2001	---	TPA SA (CR)	21.1	0.48	P	21	25/07/2024	21	21	21.3	21	21.157	190@20.90	2368@21.30	---	---	499	12	10,557.50	212,688.00	20.3	23.5	50206060
25,000,000	2.00	0.628	1.04	---	07/08/2023	08/08/2003	---	P.P.A. S.A. (CR)	27.5	---	27.5	25/07/2024	27.75	27.4	27.75	27.5	27.581	38@27.50	256@27.65	10.28	2023	4,589	85	126,567.45	687,500.00	23	28.8	50206060	
4,971,466	1.46	---	---	---	04/07/2007	08/10/2003	---	PAIRIS SA (CR)	1.085	---	1.085	25/07/2024	1.085	1.085	1.085	1.085	1.085	53@1.06	53@1.09	---	---	50	1	54.25	5,394.04	1	1.71	50203030	
27,098,594	0.540	0.05	0.0401	0.0702	19/04/2024	14/01/2021	---	PAPOUTSANIS (CR)	2.37	---	2.37	25/07/2024	2.37	2.33	2.38	2.37	2.37	487@2.34	358@2.42	15.74	2023	3,450	22	8,175.34	64,223.67	2.2	2.73	45201020	
7,070,400	0.930	0.3242	0.2593	0.8645	15/04/2024	06/05/2016	---	PETROPOULOS PETROS (CR)	8.76	0.69	P	8.7	25/07/2024	8.82	8.64	8.86	8.76	8.759	80@8.64	753@8.70	---	---	2,420	18	21,197.60	61,936.70	7.94	10.65	50206015
43,741,452	0.660	0.2723	0.2629	0.2388	03/06/2024	01/11/1999	---	THRACE PLASTICS SA (CR)	4.21	0.24	P	4.2	25/07/2024	4.2	4.17	4.225	4.21	4.203	200@4.17	337@4.21	---	---	16,586	99	69,715.20	184,151.51	3.77	4.595	50203015
21,912,599	0.300	---	0.048	0.0485	20/05/2024	23/02/2007	---	REVOIL (CR)	2	-0.99	E	2.02	25/07/2024	2.05	1.995	2.05	2	2.018	750@1.98	700@2.03	---	---	11,575	60	23,357.13	43,825.20	1.49	2.15	60101020
13,582,223	1.35	---	---	---	24/06/2008	02/02/2016	---	SIDMA STEEL (CR)	1.69	0.30	P	1.685	25/07/2024	1.685	1.685	1.69	1.69	1.689	90@1.64	103@1.69	---	---	500	6	844.60	22,953.96	1.465	2.4	55102010
40,693,350	5.00	---	---	---	03/07/2006	26/05/2015	---	TECHNICAL OLYMPIC SA (CR)	2.57	1.18	P	2.54	25/07/2024	2.54	2.53	2.57	2.57	2.546	100@2.54	430@2.57	---	---	7,900	63	20,112.95	104,581.91	2.38	3.05	40202010
3,048,000	0.300	---	---	---	06/07/2007	01/06/2021	---	TZIRAKIAN PROFIL (CR)	1.515	---	1.515	25/07/2024	---	---	---	---	---	250@1.43	200@1.52	---	2023	---	---	---	---	4,617.72	1.305	1.925	55102010

Main Market - Low Liquidity Class

14,000,000	1.95	3.42	0.26	---	19/07/2023	26/03/2024	---	ALPHA REAL ESTATE (CR)	7.48	8.09	P	6.92	25/07/2024	7.46	7.46	7.48	7.46	7.472	10@7.24	370@7.44	---	---	889	9	6,642.80	104,720.00	6.32	11.75	35101015
50,014,177	0.050	---	---	---	04/06/2008	27/03/2023	---	ATTICA BANK S.A. (CR)	9.04	0.22	P	9.02	25/07/2024	9.14	8.78	9.14	9.04	9.019	868@9.04	157@9.06	---	---	4,433	58	39,981.44	452,128.16	8.54	15	30101010
178,157,803	0.040	---	---	---	01/07/2008	21/02/2020	---	AVE (CR)	0.465	-2.31	E	0.476	25/07/2024	0.479	0.465	0.479	0.465	0.466	884@0.465	1205@0.479	---	---	3,346	7	1,558.61	82,843.38	0.42	0.542	40301010
11,869,224	0.540	0.136	0.15	0.15	02/07/2024	30/08/2019	---	FLEXOPACK SA (CR)	8	---	8	25/07/2024	---	---	---	---	---	1000@7.95	1458@8.00	---	---	---	---	---	---	94,953.79	7.55	8.65	50203030
468,700	3.42	4.06	2.8	13/06/2024	21/05/2004	---	MERMEREN KOMB. A.D. PR. (GDR)	45.2	---	45.2	25/07/2024	41	41	41	41	41	50@41.20	40@46.60	1.55	2023	4	1	164.00	21,185.24	38	50	55102000		
31,317,025	0.400	---	---	---	26/04/2007	10/05/2023	---	MIG (CR)	3.695	0.54	P	3.675	25/07/2024	3.67	3.62	3.71	3.695	3.647	17@3.68	480@3.70	---	---	2,671	43	9,741.82	115,716.41	3.57	4.9	30202000
244,737,498	0.500	0.02	0.03	0.02	05/07/2024	28/12/2023	---	TRASTOR REAL EST. INV. CO.(CR)	1.16	---	1.16	25/07/2024	---	---	---	---	---	1950@1.12	87@1.18	---	---	---	---	---	---	283,895.50	1.1	1.42	35102000
13,000,000	0.650	---	---	---	01/08/2007	07/04/2000	5093	AKRITAS SA (CR)	0.945	---	0.945	25/07/2024	0.87	0.87	0.935	0.935	0.929	50@0.865	1429@0.935	---	---	110	6	102.20	12,285.00	0.57	1.33	50101035	
15,300,000</																													

Daily Official List

Year: 145 Trading Day No: 140

Section 2: Analytic Figures of Shares Transactions

Friday, 26 July, 2024

Number of Outstanding Securities	Nominal Value	Dividends [1]			Date of Last Coupon		Note	Shares	Closing price	% change	Previous closing price/date	Open price	Price min	Price max	Last price	Avg price	Last Bid [7]	Last Ask [7]	P/E after tax	Year	Volume	Trades	Transactions Value[8]	Company Mkt Value (thou. €)	Year low	Year high	Sector[4]		
		2021	2022	2023	Dividend [2]	Right																							
18,810,000	0.400	---	---	---	08/07/2010	14/11/2007	---	VARVERIS - MODA BAGNO SA (CR)	3.69	---	3.69	25/07/2024	3.69	3.69	3.69	3.69	150@3.48	500@3.69	---	---	30	1	110.70	69,408.90	1.9	3.89	40401025		
15,000,000	0.300	---	---	---	06/07/2007	18/07/2000	---	DAIOS PLASTICS SA (CR)	3.28	7.19	P	3.06	25/07/2024	3.26	3.26	3.3	3.28	3.281	41@3.28	350@3.30	---	---	601	4	1,971.80	49,200.00	3.04	4.18	50203015
3,307,500	0.210	---	0.4	---	13/10/2023	30/11/2022	---	ELVE SA (CR)	5.55	0.91	P	5.5	25/07/2024	5.5	5.5	5.55	5.55	301@5.20	100@5.60	10.36	2023	498	5	2,761.40	18,356.63	4.7	5.55	40204020	
86,735,980	0.310	---	---	0.02	22/07/2024	07/09/2023	---	ATHENS MEDICAL CENTER SA (CR)	1.755	4.78	P	1.675	25/07/2024	1.74	1.7	1.78	1.735	1.753	698@1.70	88@1.74	---	---	2,120	14	3,717.03	152,221.64	1.45	2.03	20101025
2,760,000	11.83	11	11.8	12.4	03/06/2024	16/07/1990	---	KARELIA (CR)	334	---	---	334	25/07/2024	---	---	---	---	1@334.00	3@338.00	---	---	---	---	---	921,840.00	324	350	45103010	
6,700,000	0.800	0.047	0.047	0.047	23/07/2024	29/05/2014	---	MILLS KEPENOS (CR)	1.75	---	---	1.75	25/07/2024	---	---	---	---	50@1.63	1550@1.92	18.79	2023	---	---	---	11,725.00	1.68	2.26	45102020	
18,017,472	0.360	---	---	---	09/09/2022	28/08/2017	---	KTIMA KOSTAS LAZARIDIS SA (CR)	1.66	---	---	1.66	25/07/2024	1.71	1.71	1.71	1.71	200@1.64	77@1.71	---	---	20	1	34.20	29,909.00	1.6	1.9	45101015	
21,364,000	1.12	---	0.4	---	21/08/2023	08/03/2023	---	LAMPASA HOTEL SA (CR)	36.4	1.11	P	36	25/07/2024	35.6	35.6	36.4	36.4	36.103	3@36.40	50@42.60	---	---	970	7	35,020.00	777,649.60	28.4	39.8	40501025
9,819,370	0.500	---	---	---	14/08/2007	09/01/2004	---	MATHIOS REFRACTORY SA (CR)	0.85	---	---	0.85	25/07/2024	---	---	---	---	280@0.782	164@0.848	---	---	---	---	---	8,346.46	0.714	1.3	55101000	
32,188,050	1.04	---	---	---	21/07/2008	20/01/2000	---	MOUZAKIS (CR)	0.65	-3.70	E	0.675	25/07/2024	0.695	0.65	0.7	0.65	100@0.650	40@0.665	---	---	4,155	9	2,722.30	20,922.23	0.65	0.92	55101020	
6,340,000	0.600	0.17	0.1	0.2	11/12/2023	11/01/2024	---	NAKAS MUSIC	2.76	---	---	2.76	25/07/2024	2.76	2.76	2.78	2.78	2.768	55@2.66	18@2.86	---	---	52	4	143.96	17,498.40	2.52	3.16	40401030
27,379,200	0.980	---	0.45	---	01/08/2023	29/08/2022	---	CRETE PLASTICS SA (CR)	14.8	-1.33	E	15	25/07/2024	15.2	14.8	15.2	14.8	14.806	1473@14.80	228@15.50	---	---	131	3	1,939.60	405,212.16	14.4	16.4	50203015
255,494,534	2.71	0.279	0.255	0.247	14/06/2024	30/09/2021	---	PRODEA (CR)	7.15	---	---	7.15	25/07/2024	6.8	6.8	6.8	6.8	6.8	130@6.75	105@7.10	---	---	84	1	571.20	1,826,785.92	6.6	8	35102000
4,181,450	0.500	---	---	---	21/08/2000	05/03/2002	---	FLOUR MILLS SARANTOPOULOS SA	1.07	---	---	1.07	25/07/2024	---	---	---	---	---	---	599@1.17	---	---	---	---	---	4,474.15	0.965	1.17	45102020
8,340,750	1.16	---	---	---	25/06/2009	17/09/2018	---	HAIDEMENOS SA (CR)	0.61	---	---	0.61	25/07/2024	0.61	0.61	0.61	0.61	1000@0.610	52@0.625	---	2023	1,000	1	610.00	5,087.86	0.555	0.92	50205030	

Exchange Traded Funds (ETFs)

971,502	---	---	---	---	15/06/2016	---	ALPHA ETF FTSE Athex Large Cap	35.58	0.85	P	35.28	25/07/2024	35.5	35.42	35.58	35.58	35.544	3@35.47	1@35.60	---	---	2,269	30	80,648.82	---	31.58	38	12003
---------	-----	-----	-----	-----	------------	-----	--------------------------------	-------	------	---	-------	------------	------	-------	-------	-------	--------	---------	---------	-----	-----	-------	----	-----------	-----	-------	----	-------

Surveillance

89,078,604	0.040	---	---	---	07/07/2010	16/01/2024	5160	FRIGOGLASS SA (CR)	0.23	1.77	P	0.226	25/07/2024	0.23	0.23	0.23	0.23	0.23	5462@0.230	9334@0.236	---	2023	23,338	10	5,367.74	20,488.08	0.208	0.44	50204000
65,326,268	0.530	---	---	---	04/07/2007	19/07/2006	4750	SATO SA (CR)	0.028	---	---	0.028	25/07/2024	0.028	0.028	0.028	0.028	1149@0.030	5000@0.031	---	---	4,301	3	120.43	1,829.14	0.027	0.067	40202015	
13,191,620	0.620	---	---	---	04/08/2010	09/09/2002	5232	YALCO - CONSTANTINOU (CR)	0.162	---	---	0.162	25/07/2024	---	---	---	---	700@0.146	590@0.160	---	---	---	---	---	---	2,137.04	0.146	0.208	40202020
17,579,754	4.16	---	---	---	18/08/2006	02/08/2010	---	BIOTER SA (CR)	0.236	9.26	P	0.216	25/07/2024	0.236	0.236	0.236	0.236	0.236	10000@0.212	---	---	---	5,090	9	1,201.24	4,148.82	0.2	0.436	50101010
54,654,600	0.050	---	---	---	01/07/1998	30/12/2022	5275	VIS SA (CR)	0.142	---	---	0.142	25/07/2024	---	---	---	---	---	1514@0.140	---	---	2023	---	---	---	7,760.95	0.14	0.288	50203030
51,754,364	0.300	---	---	---	23/12/2003	24/01/2007	5197	SELECTED TEXT. IND. ASSOC (CR)	0.13	1.56	P	0.128	25/07/2024	0.128	0.128	0.137	0.137	0.13	500@0.118	28@0.137	---	---	13,667	8	1,778.82	6,728.07	0.108	0.164	55101020
15,842,391	1.51	---	---	---	15/07/2009	12/05/2000	5141	BITROS HOLDING SA (CR)	0.58	---	---	0.58	25/07/2024	---	---	---	---	---	1200@0.550	1200@0.600	---	---	---	---	---	9,188.59	0.41	0.755	55102010
24,319,250	0.300	---	---	---	09/07/2002	04/07/2007	5165	PROODEFTIKH SA (CR)	0.25	---	---	0.25	25/07/2024	0.25	0.25	0.25	0.25	0.25	---	4950@0.250	---	---	2,000	2	500.00	6,079.81	0.22	0.4	50101010
28,438,268	0.070	---	---	---	21/08/2006	24/11/1999	5253	SPIROY AGRICULTURE SA (CR)	0.145	---	---	0.145	25/07/2024	---	---	---	---	---	---	7430@0.159	---	---	---	---	---	4,123.55	0.131	0.252	45102010
1,011,000	1.00	---	---	---	01/07/2004	11/12/2012	5193	TRIA ALFA SA (CR)	5.6	4.67	P	5.35	25/07/2024	5.8	5.1	5.8	5.1	5.594	172@4.82	100@5.20	---	2023	680	7	3,804.00	5,661.60	5.1	8.95	55101020

Suspension Status

12,417,000	0.310	---	---	---	27/08/2019	28/08/2017	5233	MLS MULTIMEDIA SA (CR)	0.57	---	---	0.57	12/05/2020	---	---	---	---	---	---	---	---	---	---	---	---	7,077.69	0.57	0.57	10101015	
6,330,002	0.300	---	---	---	25/06/2002	15/03/2019	5278	VARARESSOS (CR)	0.24	---	---	0.24	02/05/2023	---	---	---	---	---	---	---	---	---	---	---	---	---	1,519.20	0.24	0.24	55101020
3,961,300	1.28	---	---	---	29/06/2004	03/08/2000	5248	DUROS SA (CR)	0.25	---	---	0.25	24/04/2023	---	---	---	---	---	---	---	---	---	---	---	---	---	990.33	0.25	0.25	40204020
7,125,216	0.650	---	---	---	01/07/2005	14/12/1999	4955	KRE.KA SA (CR)	0.28	---	---	0.28	06/04/2023	---	---	---	---	---	---	---	---	---	---	---	---	---	1,995.06	0.28	0.28	45102010
7,734,375	1.00	---	---	---	09/07/2007	07/01/2011	5277	LIVANIS SA (CR)	0.125	---	---	0.125	28/04/2023	---	---	---	---	---	---	---	---	---	---	---	---	---	966.80	0.125	0.125	40301030
10,203,575	0.730	---	---	---	16/07/2007	18/10/1999	---	FIERATEX SA (CR)	0.359	---	---	0.359	30/04/2024	---	---	---	---	---	---	---	---	---	---	---	---	---	3,663.08	0.335	0.538	55101020

Shares' Notes

Code	Note text
()	- Adjusted dividends.
*	- Last adjusted closing price.
[1]	- Net dividends.
[2]	- The "Date of Last Coupon" for New listings refers to the date company's stocks started to trade in Athex
[3]	- The Company Market Value is referred to the number of outstanding shares
[4]	- Sectors codification can be found in Appendix A
[5]	- The Market Value refers to the total number of shares listed (including their several classes) in the exchange by the company.
[6]	- P/E greater than 100
[7]	- Last view of the Order Book before the end of the trading session
[8]	- All Blocks Methods' Transactions Value are included.
4750	- Transfer to the Under Surveillance Category from 8/4/2011.
4955	- Transfer to the Surveillance Category as from 5/4/2013.
5093	- Transfer to the Surveillance Category as of 8/4/2015.
5141	- Transfer to the Surveillance Category as of 10/05/2017.
5160	- Transfer to the Surveillance Category as of 15/04/2016.
5165	- Transfer to the Surveillance Category as of 15/02/2018.
5193	- Transfer to the Surveillance Category as of 25/10/2018.
5197	- Transfer to the Surveillance Category as of 07/11/2018.
5232	- Transfer to the Under Surveillance Category from 08/04/2011.
5233	- Suspension of trading as of 13/05/2020.
5248	- Transfer to the Surveillance Category as of 06/09/20116.
5253	- Transfer to the Surveillance Category as of 14/5/2021.
5275	- Transfer to the Surveillance Category as of 09/07/2020.
5277	- Suspension of trading as of 02/05/2023.
5278	- Suspension of trading as of 03/05/2023.

Securities Blocks Details

Securities	Block Volume	Price	Block Trade Value	Time of approval	Note
JUMBO SA (CR)	37,000	25.00	925,000.00	10:53:43	20
OPAP (CR)	20,000	15.89	317,800.00	11:13:14	20
OTE (CR)	50,000	14.70	735,000.00	12:02:19	20
PIRAEUS FINANCIAL HOLD (CR)	155,000	3.81	590,550.00	12:09:21	20
NATIONAL BANK (CR)	100,000	8.40	840,000.00	12:17:27	20
NATIONAL BANK (CR)	58,800	8.41	494,508.00	12:18:50	20
MOTOR OIL (CR)	15,000	23.22	348,300.00	12:28:15	20
PIRAEUS FINANCIAL HOLD (CR)	150,000	3.83	574,500.00	13:08:39	20
PIRAEUS FINANCIAL HOLD (CR)	100,000	3.83	383,000.00	13:09:44	20
ALPHA SERVICES HOLD (CR)	906,317	1.65	1,497,235.68	13:10:43	20
INTRALOT (CR)	400,000	1.25	500,000.00	13:20:25	20
INTRALOT (CR)	300,000	1.25	375,000.00	14:12:32	20
TERNA ENERGY (CR)	730,000	19.23	14,037,900.00	16:36:29	20
TERNA ENERGY (CR)	56,602	19.23	1,088,456.46	16:54:07	20
EUROBANK HOLDINGS (CR)	376,575	2.04	767,459.85	17:11:43	20
PPC (CR)	3,500,000	11.63	40,705,000.00	17:13:35	20

Blocks Notes

9 - Method 6-1 / Special Fees

10 - Method 6-1 / Special Fees, SDS

14 - Method 6-3 / Settlement, Incomplete Buy and Sell

18 - Method 6-2 / SPOT 1

19 - Method 6-2 / SPOT 2

20 - Method 6-1 and Method 6-1 Same Day Settlement

21 - Other Pre-agreed

Shares Rights Details

Occurred date	Exercise from	Exercise until	Trading until	Rights	Price min	Price max	Closing price	Last Bid	Last Ask	Volume	Trades	Transactions Value
---------------	---------------	----------------	---------------	---------------	-----------	-----------	---------------	----------	----------	--------	--------	--------------------

No Rights Transactions.

Forced Sales Details

Securities	Category of Security	Transactions Volume	Number of Trades	Transactions Value	Note
------------	----------------------	------------------------	---------------------	-----------------------	------

No Forced Transactions.

Forced Sales Notes

- 1 - Compulsory Public Forced Sales
- 2 - Forced Sales of Fixed Registered Shares
- 3 - Forced Sales of Remaining Fractional Shares

Exchange Traded Funds (ETFs) Characteristics

	Transactions Date (T)	Creation / Redemption	Units (T-1)	New Units (T-1)	Redemption Units (T-1)	Units (T) [1]	Fund Assets [2]	Net Unit Price	Dividend per Unit	Dividend Date
ALPHA ETF FTSE Athex Large Cap	26/07/2024	5,000	971,502	---	---	971,502	34,414,720.00	35.4242	1.35	01/07/2024

ETFs Notes

[1] - Units (T) = Units (T-1) + New Units (T-1) - Redemption Units (T-1)

[2] - The Creation / Redemption Units of T-1 are included.

Non Convertible Corporate Bonds - Regulated Market

Num Listed Bonds	Nominal price	Issue price	Today's Rate	Exp. Date	Duration (years)	Note	Coupon		Trading Unit	Corporate Bonds	Accrued Int.	Yield.T.Mat	Price min	Price max	Closing price	Previous closing price/date	Volume	Transactions Value	Last order		ear min	Year max		
							Common	Preferred											Price	Buy / Sell			Date	
130,000	1,000.00	1,000.00	6.00	27/02/2029	5	---	1	---	1	INTRALOT S.A. (Non Convertible)	25.6667	5.5120	100.7500	101.3000	101.2994	101.1170	24/07/2024	62,000	64,391.33	101.0000	B	26/07/2024	100.0050	101.9000
320,000	1,000.00	1,000.00	3.40	21/07/2027	7	---	9	---	1	LAMDA DEVELOPMENT S.A. (Non Convertible)	0.7556	4.2980	94.9001	96.4550	96.0000	95.0010	25/07/2024	52,000	49,743.94	95.1000	B	26/07/2024	92.0000	97.1500
200,000	1,000.00	1,000.00	2.10	27/10/2027	7	---	8	---	1	O.P.A.P. S.A. (Non Convertible)	5.3667	3.7300	94.2000	94.6000	94.3351	94.3200	25/07/2024	174,000	165,076.81	93.0000	B	26/07/2024	90.5800	95.1000
200,000	1,000.00	1,000.00	1.90	23/03/2028	7	---	7	---	1	MOTOR OIL CORINTH REFINERIES SA (Non Convertible)	6.6500	3.8710	92.7000	93.0000	92.7960	92.7000	25/07/2024	51,000	47,665.09	92.8501	B	26/07/2024	90.5000	93.1000
100,000	1,000.00	1,000.00	2.95	11/02/2027	5	---	5	---	1	SAFE BULKERS PARTICIPATIONS PLC (Non Convertible)	13.8486	4.7740	94.9999	95.0000	95.0000	94.0000	24/07/2024	13,000	12,530.03	94.9900	B	26/07/2024	92.0000	97.0000
230,000	1,000.00	1,000.00	4.70	12/07/2029	7	---	5	---	1	LAMDA DEVELOPMENT S.A. (Non convertible)	2.3500	4.2850	99.9900	100.0000	99.9921	99.8600	25/07/2024	23,000	23,052.55	99.8000	B	26/07/2024	97.0000	101.2000
100,000	1,000.00	1,000.00	4.40	26/07/2029	7	---	5	---	1	CPLP SHIPPING HOLDINGS PLC (Non Convertible)	0.4889	4.7120	97.0000	97.2999	97.0000	97.0000	25/07/2024	7,000	6,796.42	96.8800	B	26/07/2024	95.0948	100.2438
199,375	1,000.00	1,000.00	3.60	12/03/2026	7	---	11	---	1	AEGEAN AIRLINES S.A. (Non Convertible)	14.0000	3.4210	98.7000	99.3000	99.2315	99.0000	25/07/2024	117,000	117,738.90	98.7000	B	26/07/2024	97.1458	99.3000
150,000	1,000.00	1,000.00	2.60	22/10/2026	7	---	10	---	1	TERNA ENERGY FINANCE S.A. (Non Convertible)	7.1500	4.0210	95.2000	96.1900	95.9895	95.5000	25/07/2024	35,000	33,777.00	95.4500	B	26/07/2024	92.8293	96.2000
500,000	1,000.00	1,000.00	2.75	03/07/2027	7	---	9	---	1	GEK TERNA S.A. (Non Convertible)	2.0625	4.4150	94.1000	94.3001	94.3000	94.0050	25/07/2024	62,000	58,553.53	94.0100	B	26/07/2024	91.5500	94.9369
200,000	1,000.00	1,000.00	4.25	23/01/2029	5	---	2	---	1	AUTOHELLAS S.A. (Non Convertible)	0.8264	4.1080	99.5000	100.2000	100.2000	99.3730	25/07/2024	9,000	9,010.44	99.5500	B	26/07/2024	97.5000	101.0000
120,000	1,000.00	1,000.00	3.95	04/04/2025	7	---	13	---	1	GEK TERNA S.A. (Non Convertible)	12.8375	3.2810	99.8000	99.9000	99.8900	99.8160	25/07/2024	50,000	50,586.88	99.5501	B	26/07/2024	98.1282	100.1000
100,000	1,000.00	1,000.00	2.70	25/05/2026	5	---	7	---	1	COSTAMARE PARTICIPATIONS PLC (Non Convertible)	4.8000	4.7710	95.7000	95.8200	95.7626	95.8570	25/07/2024	39,000	37,534.60	95.7500	B	26/07/2024	94.2567	97.0000
300,000	1,000.00	1,000.00	2.30	20/07/2028	7	---	7	---	1	PRODEA REIC S.A.(Non Convertible)	0.5111	4.7680	89.9900	90.5000	90.5000	90.0000	25/07/2024	57,000	51,387.24	90.0201	B	26/07/2024	86.1234	92.3500
150,000	1,000.00	1,000.00	2.65	22/10/2026	5	---	6	---	1	CPLP SHIPPING HOLDINGS PLC (Non Convertible)	7.2875	4.7360	95.0000	95.5000	95.0000	95.0000	25/07/2024	17,000	16,323.89	94.9000	B	26/07/2024	93.0000	95.5000
250,000	1,000.00	1,000.00	2.45	16/11/2028	7	---	6	---	1	ELVALHALCOR S.A. (Non Convertible)	5.1042	4.2270	92.3000	92.9999	92.4000	92.0000	25/07/2024	41,000	38,079.27	91.1130	B	26/07/2024	88.4206	93.3241
120,000	1,000.00	1,000.00	2.65	06/12/2028	7	---	6	---	1	NOVAL PROPERTY REIC (Non Convertible)	3.9750	4.3890	92.0000	92.4000	92.4000	92.5000	25/07/2024	31,000	28,750.23	92.0000	B	26/07/2024	88.5000	94.2749
300,000	1,000.00	1,000.00	2.30	14/12/2028	7	---	6	---	1	GEK TERNA S.A. (Non Convertible)	2.9389	4.6390	90.3300	90.3300	90.3300	88.6800	25/07/2024	3,000	2,718.72	89.0000	B	26/07/2024	86.5021	90.9000

Corporate Bonds Notes

Transactions Volume = (Pieces) * (Nominal Price). Transactions Value = (Pieces) * (Nominal Price) * (price %) + (Accrued interest).

The price of a Bond is stated as a percentage (%) of Bond's Nominal Price.

Nominal Price in Euros (€), except if it is noted differently.

Non Convertible Corporate Bonds - Regulated Market

Num Listed Bonds	Nominal price	Issue price	Today's Rate	Exp. Date	Duration (years)	Note	Coupon		Trading Unit	Corporate Bonds	Accrued Int.	Yield.T.Mat	Price min	Price max	Closing price	Previous closing price/date	Volume	Transactions Value	Last order			ear min	Year max	
							Common	Preferred											Price	Buy / Sell	Date			
100,000	1,000.00	1,000.00	2.80	25/01/2027	5	---	6	---	1	PREMIA S.A. (Non Convertible)	0.3889	4.7820	94.5000	94.7499	94.7499	93.5050	24/07/2024	37,000	35,049.16	94.5000	B	26/07/2024	90.9974	97.8048
500,000	1,000.00	1,000.00	4.00	10/07/2030	7	---	3	---	1	METLEN ENERGY & METALS S.A. (Non Convertible)	2.2222	3.7740	99.9990	100.3500	100.3243	100.0930	25/07/2024	411,000	412,689.19	100.3000	B	26/07/2024	98.3001	100.6000
100,000	1,000.00	1,000.00	5.50	15/12/2028	5	---	2	---	1	IDEAL HOLDINGS S.A. (Non Convertible)	6.5694	4.9260	101.0000	101.6000	101.4810	101.4200	25/07/2024	10,000	10,213.79	101.1010	B	26/07/2024	100.6502	104.1000

Corporate Bonds Notes

Transactions Volume = (Pieces) * (Nominal Price). Transactions Value = (Pieces) * (Nominal Price) * (price %) + (Accrued interest).

The price of a Bond is stated as a percentage (%) of Bond's Nominal Price.

Nominal Price in Euros (€), except if it is noted differently.

Government Bonds

Number Listed Bonds	Nominal price	Today's Rate	Accrued Interest Calc	Exp. Date [1]	Duration (years)	Note	Coupons Date	Curr. coupon value	Trading Unit	Government Bonds	Price min	Price max	Closing price	Previous closing price/date	Volume	Transactions Value	Price	Last order Buy / Sell	Date
3,000,000	1,000.00	4.13	Actual/Actual	15/06/2054	30	---	15/06	4.13	1	GGB-FXD-150654-30Y-4.125-1.000	---	---	---	---	---	---	---	---	---
4,700,000	1,000.00	1.88	Actual/Actual	04/02/2035	15	---	04/02	1.88	1	GGB-FXD-040235-15Y-1.875-1.000	---	---	---	---	---	---	---	---	---
6,000,000	1,000.00	0.75	Actual/Actual	18/06/2031	10	---	18/06	0.75	1	GGB-FXD-180631-10Y-0.750-1.000	---	---	---	---	---	---	---	---	---
3,600,000	1,000.00	3.88	Actual/Actual	15/06/2028	5	---	15/06	3.88	1	GGB-FXD-150628-05Y-3.875-1.000	---	---	---	---	---	---	---	---	---
5,962,747,327	1.00	3.75	Actual/Actual	30/01/2028	10	---	/02 - 01/02 - 31/	3.75	1	GGB-FXD-300128-10Y-3.750-1.00	---	---	---	85.4610 13/07/2018	---	---	1.0000	B	28/11/2018
7,067,309,386	1.00	3.90	Actual/Actual	30/01/2033	15	---	/02 - 01/02 - 31/	3.90	1	GGB-FXD-300133-15Y-3.900-1.00	---	---	---	78.6730 13/07/2018	---	---	1.0000	B	28/11/2018
5,622,848,349	1.00	4.00	Actual/Actual	30/01/2037	19	---	/02 - 01/02 - 31/	4.00	1	GGB-FXD-300137-19Y-4.000-1.00	---	---	---	77.0370 13/07/2018	---	---	1.0000	B	28/11/2018
5,476,770,669	1.00	4.20	Actual/Actual	30/01/2042	24	---	/02 - 01/02 - 31/	4.20	1	GGB-FXD-300142-24Y-4.200-1.00	---	---	---	77.7640 13/07/2018	---	---	1.0000	B	28/11/2018
4,450,000	1,000.00	3.38	Actual/Actual	15/06/2034	10	---	15/06	3.38	1	GGB-FXD-150634-10Y-3.375-1.000	---	---	---	---	---	---	---	---	---
40,248,141	1.00	4.30	Actual/Actual	24/02/2025	13	---	24/02	4.30	1	GGB-FXD-240225-13Y-2.000-1.00	---	---	---	10.0000 22/06/2015	---	---	---	---	---
59,586,043	1.00	4.30	Actual/Actual	24/02/2026	14	---	24/02	4.30	1	GGB-FXD-240226-14Y-2.000-1.00	---	---	---	10.0000 22/06/2015	---	---	---	---	---
41,118,344	1.00	4.30	Actual/Actual	24/02/2027	15	---	24/02	4.30	1	GGB-FXD-240227-15Y-2.000-1.00	---	---	---	10.0000 22/06/2015	---	---	---	---	---
45,137,734	1.00	4.30	Actual/Actual	24/02/2028	16	---	24/02	4.30	1	GGB-FXD-240228-16Y-2.000-1.00	---	---	---	10.0000 22/06/2015	---	---	---	---	---
61,768,888	1.00	4.30	Actual/Actual	24/02/2029	17	---	24/02	4.30	1	GGB-FXD-240229-17Y-2.000-1.00	---	---	---	10.0000 22/06/2015	---	---	---	---	---
54,567,744	1.00	4.30	Actual/Actual	24/02/2030	18	---	24/02	4.30	1	GGB-FXD-240230-18Y-2.000-1.00	---	---	---	10.0000 22/06/2015	---	---	---	---	---
37,541,515	1.00	4.30	Actual/Actual	24/02/2031	19	---	24/02	4.30	1	GGB-FXD-240231-19Y-2.000-1.00	---	---	---	10.0000 22/06/2015	---	---	---	---	---
37,558,317	1.00	4.30	Actual/Actual	24/02/2032	20	---	24/02	4.30	1	GGB-FXD-240232-20Y-2.000-1.00	---	---	---	10.0000 22/06/2015	---	---	---	---	---
37,473,732	1.00	4.30	Actual/Actual	24/02/2033	21	---	24/02	4.30	1	GGB-FXD-240233-21Y-2.000-1.00	---	---	---	10.0000 22/06/2015	---	---	---	---	---
33,888,293	1.00	4.30	Actual/Actual	24/02/2034	22	---	24/02	4.30	1	GGB-FXD-240234-22Y-2.000-1.00	---	---	---	10.0000 22/06/2015	---	---	---	---	---
35,177,800	1.00	4.30	Actual/Actual	24/02/2035	23	---	24/02	4.30	1	GGB-FXD-240235-23Y-2.000-1.00	---	---	---	10.0000 22/06/2015	---	---	---	---	---
35,547,268	1.00	4.30	Actual/Actual	24/02/2036	24	---	24/02	4.30	1	GGB-FXD-240236-24Y-2.000-1.00	---	---	---	10.0000 22/06/2015	---	---	---	---	---
40,246,306	1.00	4.30	Actual/Actual	24/02/2037	25	---	24/02	4.30	1	GGB-FXD-240237-25Y-2.000-1.00	---	---	---	10.0000 22/06/2015	---	---	---	---	---
37,643,952	1.00	4.30	Actual/Actual	24/02/2038	26	---	24/02	4.30	1	GGB-FXD-240238-26Y-2.000-1.00	---	---	---	10.0000 22/06/2015	---	---	---	---	---
36,977,100	1.00	4.30	Actual/Actual	24/02/2039	27	---	24/02	4.30	1	GGB-FXD-240239-27Y-2.000-1.00	---	---	---	10.0000 22/06/2015	---	---	---	---	---
41,615,000	1.00	4.30	Actual/Actual	24/02/2040	28	---	24/02	4.30	1	GGB-FXD-240240-28Y-2.000-1.00	---	---	---	10.0000 22/06/2015	---	---	---	---	---
42,227,208	1.00	4.30	Actual/Actual	24/02/2041	29	---	24/02	4.30	1	GGB-FXD-240241-29Y-2.000-1.00	---	---	---	10.0000 22/06/2015	---	---	---	---	---
68,288,487	1.00	4.30	Actual/Actual	24/02/2042	30	---	24/02	4.30	1	GGB-FXD-240242-30Y-2.000-1.00	---	---	---	10.0000 22/06/2015	---	---	---	---	---
4,250,000	1,000.00	3.88	Actual/Actual	12/03/2029	10	---	12/03	3.88	1	GGB-FXD-120329-10Y-3.875-1.000	---	---	---	---	---	---	100.0000	B	15/10/2019
4,500,000	1,000.00	0.00	Actual/Actual	12/02/2026	5	---	12/02	0.00	1	GGB-FXD-120226-05Y-3.000-1.000	---	---	---	---	---	---	---	---	---
2,209,163	1,000.00	3.38	Actual/Actual	15/02/2025	7	---	15/02	3.38	1	GGB-FXD-150225-07Y-3.375-1.000	---	---	---	---	---	---	---	---	---
964,000	1,000.00	3.25	Actual/Actual	20/03/2025	6	---	20/03	3.25	1	GGB-FXD-200325-06Y-3.250-1.000	---	---	---	---	---	---	---	---	---
2,100,000	1,000.00	3.55	Actual/Actual	20/03/2026	7	---	20/03	3.55	1	GGB-FXD-200326-07Y-3.550-1.000	---	---	---	---	---	---	---	---	---
5,500,000	1,000.00	1.50	Actual/Actual	18/06/2030	10	---	18/06	1.50	1	GGB-FXD-180630-10Y-1.500-1.000	---	---	---	---	---	---	---	---	---
3,500,000	1,000.00	4.38	Actual/Actual	18/07/2038	15	---	18/07	4.38	1	GGB-FXD-180738-15Y-4.375-1.000	---	---	---	---	---	---	---	---	---

Government Bonds Notes

Transactions Volume = (Pieces) * (Nominal Price). Transactions Value = (Pieces) * (Nominal Price) * (price %) + (Accrued interest).

The Value of current coupon for the issues with NV 0.01 euro refers to NV 100 euros

FLR: Floating Interest Rate.

[1] - The Expiration Date of the interest bearing period and the Date for coupon payment.

Government Bonds

Number Listed Bonds	Nominal price	Today's Rate	Accrued Interest Calc	Exp. Date [1]	Duration (years)	Note	Coupons Date	Curr. coupon value	Trading Unit	Government Bonds	Price min	Price max	Closing price	Previous closing price/date	Volume	Transactions Value	Price	Last order Buy / Sell	Date	
40,000	1,000.00	4.67	FLR	Actual/360	18/09/2024	1	---	18/09 - 19/03	---	1	GGB-FLT-180924-01Y-4.670-1.000	---	---	---	---	---	---	---	---	---
5,364,250	1,000.00	3.25		Actual/Actual	20/03/2050	30	---	20/03	3.25	1	GGB-FXD-200350-30Y-3.250-1.000	---	---	---	---	---	---	---	---	---
3,924,361	1,000.00	2.00		Actual/Actual	22/04/2027	7	---	22/04	2.00	1	GGB-FXD-220427-07Y-2.000-1.000	---	---	---	---	---	99.9000	B	22/04/2020	
2,500,000	1,000.00	1.88		Actual/Actual	23/07/2026	7	---	23/07	1.88	1	GGB-FXD-230726-07Y-1.875-1.000	---	---	---	---	---	---	---	---	---
4,900,000	1,000.00	4.25		Actual/Actual	15/06/2033	10	---	15/06	4.25	1	GGB-FXD-150633-10Y-4.250-1.000	---	---	---	---	---	---	---	---	---
3,500,000	1,000.00	1.88		Actual/Actual	24/01/2052	30	---	24/01	1.88	1	GGB-FXD-240152-30Y-1.875-1.000	---	---	---	---	---	---	---	---	---
3,700,000	1,000.00	1.75		Actual/Actual	18/06/2032	10	---	18/06	1.75	1	GGB-FXD-180632-10Y-1.750-1.000	---	---	---	---	---	---	---	---	---
2,200,000	1,000.00	1.13	FLR	Actual/360	15/12/2027	5	---	- 15/12 - 15/03 -	---	1	GGB-FLT-151227-05Y-1.130-1.000	---	---	---	---	---	102.1600	B	30/12/2022	

Government Bonds Notes

Transactions Volume = (Pieces) * (Nominal Price). Transactions Value = (Pieces) * (Nominal Price) * (price %) + (Accrued interest).

The Value of current coupon for the issues with NV 0.01 euro refers to NV 100 euros

FLR: Floating Interest Rate.

[1] - The Expiration Date of the interest bearing period and the Date for coupon payment.

Treasury Bills & Zero Coupon Government Bonds

Issue Date	13-Week Maturity									26-Week Maturity									52-Week Maturity								
	Exp. Date	Initial Rate	Num Listed Bonds	Nominal price	Issue price	Last Trade Price	Last Trade Date	Volume Traded	Note	Exp. Date	Initial Rate	Num Listed Bonds	Nominal price	Issue price	Last Trade Price	Last Trade Date	Volume Traded	Note	Exp. Date	Initial Rate	Num Listed Bonds	Nominal price	Issue price	Last Trade Price	Last Trade Date	Volume Traded	Note
08/09/2023	---	---	---	---	---	---	---	---	---	---	---	---	---	---	---	---	---	---	06/09/2024	3.81	812,500	1,000.00	962.90	---	---	---	---
08/12/2023	---	---	---	---	---	---	---	---	---	---	---	---	---	---	---	---	---	---	06/12/2024	3.70	600,000	1,000.00	963.90	---	---	---	---
08/03/2024	---	---	---	---	---	---	---	---	---	---	---	---	---	---	---	---	---	---	07/03/2025	3.73	812,500	1,000.00	963.70	---	---	---	---
07/06/2024	---	---	---	---	---	---	---	---	---	---	---	---	---	---	---	---	---	---	06/06/2025	3.34	600,000	1,000.00	967.30	---	---	---	---

Bonds in Circulation	Currency / Min nominal traded Value	Coupons Payment Date	Current Coupon Value	Note	Coupon	Trading Unit	Issue Date	Duration (years)	Today's Interest	A.I.C in days	Bonds	Last price of previous days		Last Outcry in Cash (euro)			Trades in Pieces	Life min	Life Max
												Price	Buy / Sell	Date	Price	Buy / Sell			
Corporate Bonds in Foreign Currency and Euro																			
103,746	GBP / 10	01/12	0.25	---	65	1	01/12/1930	98	2.5	360	National Mortgage Bank	2.27	05/02/1996	2.27	S	05/02/1996	---	2.27	2.27
0	GBP / 10	01/12	0.25	---	67	1	01/12/1928	100	2.5	360	National Mortgage Bank	---	---	---	---	---	---	---	---

Government Bonds Notes

A.I.C: Accrued Interest Calculation base.

FLR: Floating Interest Rate.

The minimum tradeable Nominal Value for all Demeterialised Government Titles is 100 Euros.

(μφρ-0)

Athex & ATHEXClear Members List

Member Name				Stock Market			Derivatives Market		ATHEXClear Member	
	Address	Phone	Fax	Market Member	Remote Member	Market Maker	Proprietary	Market Maker	General Clearing	Direct Clearing
A. SARRIS SECURITIES S.A.				a						
6, ΔΡΑΓΑΤΣΑΝΙΟΥ 6 ΑΘΗΝΑ	2103367700									
ΑΕΟΝIC SECURITIES C.I.F. P.L.C.				a						
, ΛΑΪΟΥ 6, ΓΡ. 301B, ANNA COURT	35725337600									
ALPHA BANK S.A.									a	
, ΣΤΑΔΙΟΥ 40 ΑΘΗΝΑ	2103260000									
ALPHA FINANCE INVESTMENT SERVICES SINGLE MEMBER SA				a		a	a	a		a
5, ΠΑΝΕΠΙΣΤΗΜΙΟΥ 45 ΑΘΗΝΑ	2103677400									
ARGUS STOCKBROKERS LTD				a	a		a			
25, 25 ΛΕΩΦΟΡΟΣ ΔΗΜΟΣΘΕΝΗ ΣΕΒΕΡΗ	0035722717000									
ATHLOS CAPITAL INVESTMENT SERVICES LTD					a					
, 17 STASINOU AVENUE, BEDIZIA TOWER, 6TH & 7TH FL.	35722110777									
ATLANTIC SECURITIES LTD				a	a					
37, ΠΡΟΔΡΟΜΟΥ 37	0035722445400									
AXON SECURITIES S.A.				a			a			
48, ΣΤΑΔΙΟΥ 48 ΑΘΗΝΑ	2103363800									
BETA SECURITIES S.A.				a		a	a			a
29, ΑΛΕΞΑΝΔΡΑΣ 29 ΑΘΗΝΑ	210 6478900									
BNP PARIBAS S.A.									a	
, ΛΑΜΨΑΚΟΥ 2 ΑΘΗΝΑ	2107468525									
BOFA SECURITIES EUROPE SA				a	a					
, 51 RUE LA BOÉTIE	+33 153655555									
CAPITAL SECURITIES S.A.				a			a			
58, ΜΗΤΡΟΠΟΛΕΩΣ 58 ΑΘΗΝΑ	2103369700									
CITIGROUP GLOBAL MARKETS EUROPE AG				a	a					
16, REUTERWEG 16	+49 691366-0									
CITIGROUP GLOBAL MARKETS LIMITED				a						
1, 33 CANADA SQUARE - CANARY WHARF	+44 02079864000									
CREDIT SUISSE BANK (EUROPE), S.A.				a						
, CALLE AYALA 42, 3A PLANTA-B MADRID	+34917916000									
CREDIT SUISSE SECURITIES (EUROPE) LIMITED				a						
1, ONE CABOT SQUARE LONDON	+44 2078888888									
CYCLOS SECURITIES S.A.				a			a			
39, ΧΑΡΙΛΑΟΥ ΤΡΙΚΟΥΠΗ 6-8-10 ΑΘΗΝΑ	2103364300									
DEUTSCHE BANK S.A.					a					
1, GREAT WINCHESTER STREET LONDON	+44 20 754 54209	00441133361437								
EUROBANK EQUITIES INVESTMENT FIRM SINGLE MEMBER SA				a		a	a	a		a
, ΦΙΛΕΛΗΝΩΝ 10 & ΞΕΝΟΦΩΝΤΟΣ 13 ΑΘΗΝΑ	2103720425									
EUROBANK S.A.									a	
, ΟΘΩΝΟΣ 8 ΑΘΗΝΑ	2144043907									
EUROCORP INVESTMENT SERVICES S.A.				a			a			a
14, ΠΛ.ΦΙΛΙΚΗΣ ΕΤΑΙΡΕΙΑΣ 14 ΑΘΗΝΑ	2107263600									
EUROTRUST INVESTMENT FIRM SA				a						
113, ΣΕΒΑΣΤΟΥΠΟΛΕΩΣ 113 ΑΘΗΝΑ	2103363100									
EUROXX SECURITIES S.A.				a		a	a	a		a
7, ΠΑΛΑΙΟΛΟΓΟΥ ΧΑΛΑΝΔΡΙ	(210)-6879400	(210)-6879401								
7, ΠΑΛΕΟΛΟΓΟΥ ΧΑΛΑΝΔΡΙ	+30 2106879400	210-6879401								
FREEDOM FINANCE EUROPE LTD				a	a					
, ΧΡΙΣΤΑΚΗ ΚΡΑΝΟΥ 20	035725257786									
G. A. PERVANAS SECURITIES- INVESTMENT SERVICES S.A.				a						
7-9, ΣΟΦΟΚΛΕΟΥΣ 7-9 ΑΘΗΝΑ	2103727200									
GLOBAL CAPITAL SECURITIES & FINANCIAL SERVICES LTD				a	a					
50, ΛΑΡΧΙΕΠΙΣΚΟΠΟΥ ΜΑΚΑΡΙΟΥ Γ50	0035722710710									
GREENPOST TRADING EUROPE LTD				a	a	a				
, ΚΙΜΩΝΟΣ 3, ACROPOLIS MANSIONS, 2ND FLOOR, FLAT/OFFICE 202	035722521389									
HELLENIC AMERICAN SECURITIES S.A.				a		a	a			a
27, ΑΝΔΡΕΑ ΠΑΠΑΝΔΡΕΟΥ 27 ΜΑΡΟΥΣΙ	2103311100									
HELLENIC BANK (INVESTMENTS) LTD					a					
, ΑVE.ΚΥΡΙΑΚΟΥ ΜΑΤΣΙ 31 - ΡΟ ΒΟΧ 24747 ΝΙΟΣΙΑ	+357 22500100	357 22500110								
HSBC CONTINENTAL EUROPE									a	
109-111, ΑΜΕΣΟΓΕΙΩΝ 109-111	2106960000									
INDEX SECURITIES S.A.				a						
6, ΔΡΑΓΑΤΣΑΝΙΟΥ 6 ΑΘΗΝΑ	2103213920									

Athex & ATHEXClear Members List

Member Name				Stock Market			Derivatives Market		ATHEXClear Member	
	Address	Phone	Fax	Market Member	Remote Member	Market Maker	Proprietary	Market Maker	General Clearing	Direct Clearing
J. CHR. MAVRIKIS SECURITIES S.A.				a						
5, ΣΟΦΟΚΛΕΟΥΣ 5 ATHINA	2103216730									
KAPPA SECURITIES S.A.				a			a			
15, ΒΑΛΑΩΡΙΤΟΥ 15 ATHINA	2103678600									
KARAMANOF SECURITIES & INVESTMENT SERVICES S.A.				a						
2, ΠΛ.ΑΓ.ΘΕΟΔΩΡΩΝ 2 ATHINA	2103212947									
LAIKI FINANCIAL SERVICES LTD					a					
26, AVE. VYRONOS NICOSIA	357 22367367	357 22718567								
LEON DEPOLAS SECURITIES S.A.				a		a	a			
1, ΧΡΗΣΤΟΥ ΛΑΔΑ 1 ATHINA	2103213276 -28									
MEGA EQUITY SECURITIES & FINANCIAL SERVICES PUBLIC LTD				a	a		a			
42-44, ΛΕΩΦ.ΓΡΙΒΑ ΔΙΓΕΝΗ 42-44	0035722711711									
MERIT SECURITIES S.A				a		a	a			a
5, ΣΟΦΟΚΛΕΟΥΣ 5 ATHINA	2141008814									
MERRILL LYNCH INTERNATIONAL				a						
2, 2 KING EDWARD STREET LONDON	+44 20276281000									
N. CHRYSOCHOIDIS STOCK BROKERAGE I.S.S.A.				a			a			a
7-9, ΣΟΦΟΚΛΕΟΥΣ 7-9 ATHINA	2103213913									
NATIONAL BANK OF GREECE S.A.				a		a	a		a	
86, ΑΙΟΛΟΥ STR. ATHINA	(210)-3341000	(210)-3228187								
68, ΑΚΑΔΙΜΙΑΣ STR. ATHINA	(210)-3328817	(210)-3328678								
NATIONAL SECURITIES SINGLE MEMBER SA				a		a	a	a		
66, ΛΕΩΦΟΡΟΣ ΑΘΗΝΩΝ 128-132 & ΙΦΙΓΕΝΙΑΣ ATHINA	2103328784									
NUNTIUS BROKERAGE AND INVESTMENT SERVICES SINGLE MEMBER S.A.				a			a			
6, ΔΡΑΓΑΤΣΑΝΙΟΥ 6 ATHINA	2103350599									
ONE PLUS CAPITAL LIMITED				a	a					
, 75 PRODROMOU AVENUE NICOSIA 1307	35722873760									
OPTIMA BANK S.A.				a		a	a	a	a	
, ΑΙΓΙΑΛΕΙΑΣ 32 & ΠΑΡΑΔΕΙΣΟΥ ΜΑΡΟΥΣΙ	210 8173000									
PANCRETA BANK S.A									a	
, ΙΚΑΡΟΥ 5	2810338746									
PANTELAKIS SECURITIES S.A.				a		a	a	a		
57, ΕΘΝΙΚΗΣ ΑΝΤΙΣΤΑΣΕΩΣ 57, ΚΤΙΠΙΟ Β CHALANDRI	2106965000									
PIRAEUS BANK S.A.				a			a		a	
, ΑΜΕΡΙΚΗΣ 4 ATHINA	2103335000									
PIRAEUS SECURITIES S. A.				a		a	a	a		a
10, ΣΤΑΔΙΟΥ 10 ATHINA	2103354100									
PROCHOICE SECURITIES LTD				a	a					
57, ΛΕΩΦ.ΣΠΥΡΟΥ ΚΥΠΡΙΑΝΟΥ 57, ΑΚΙΝΗΤΑ Φ	035724661192									
SHARELINK SECURITIES & FINANCIAL SERVICES LTD				a			a			
6, HOUSE-ΘΕΟΤΟΚΗ 6 ΜΕΓΑΡΟ ΕΛΛΗΝΑ	+357 22554200									
SOCIETE GENERALE S.A.				a	a		a			
, 17 COURS VALMY, CEDEX	+157290504									
SOLIDUS SECURITIES S.A				a			a			a
64, ΛΟΥΙΖΗΣ ΠΙΑΝΚΟΥΡ 64 ATHINA	2106900600									
ST. EM. LAVRENTAKIS SECURITIES S.A.				a						
7-9, ΣΟΦΟΚΛΕΟΥΣ 7-9 ATHINA	2103213336									
THE CYPRUS INVESTMENT & SECURITIES CORPORATION LTD				a	a					
154, 1 AG. PROKOPIOU & POSIDONOS 1ST FLOOR	0035722121700									
UBS EUROPE SE				a	a					
, OPERNTURM, BOCKENHEIMER LANDSTRASSE 2-4	496921790									
UBS LIMITED					a					
1, FINSBURY AVENUE LONDON	+44 2075687135									
VIGOR FINANCE INVESTMENT SERVICES S.A.				a			a			
, ΨΥΧΑΡΗ 14 Ν. PSYCHIKO	2106718400									

List of Stocks under Market Making operations

Securities	Market Maker	Start Market Making	Stock Category	Suspension Status
MLS MULTIMEDIA SA (CR)				
	PIRAEUS SECURITIES S. A.	01/08/2019		
ALPHA ETF FTSE Athex Large Cap				
	ALPHA FINANCE INVESTMENT SERVICES SINGLE MEMBER SA	02/01/1900	Exchange Traded Funds (ETFs)	
	NATIONAL SECURITIES SINGLE MEMBER SA	02/01/1900		
ADMIE (IPTO) HOLDING S.A. (CR)				
	EUROBANK EQUITIES INVESTMENT FIRM SINGLE MEMBER SA	24/05/2021	Main Market	
	HELLENIC AMERICAN SECURITIES S.A.	09/03/2020		
	PIRAEUS SECURITIES S. A.	29/06/2017		
AEGEAN AIRLINES (CR)				
	EUROBANK EQUITIES INVESTMENT FIRM SINGLE MEMBER SA	22/09/2020	Main Market	
ALPHA SERVICES HOLD (CR)				
	ALPHA FINANCE INVESTMENT SERVICES SINGLE MEMBER SA	29/02/2016	Main Market	
	EUROBANK EQUITIES INVESTMENT FIRM SINGLE MEMBER SA	22/10/2006		
	GREENPOST TRADING EUROPE LTD	12/06/2023		
	HELLENIC AMERICAN SECURITIES S.A.	25/07/2014		
	LEON DEPOLAS SECURITIES S.A.	04/01/2016		
	MERIT SECURITIES S.A	03/09/2012		
	NATIONAL SECURITIES SINGLE MEMBER SA	02/01/1900		
	PIRAEUS SECURITIES S. A.	28/05/2009		
ALPHA TRUST HOLDINGS (CR)				
	EUROBANK EQUITIES INVESTMENT FIRM SINGLE MEMBER SA	06/02/2023	Main Market	
	LEON DEPOLAS SECURITIES S.A.	04/01/2021		
ALUMIL (CR)				
	PIRAEUS SECURITIES S. A.	31/07/2023	Main Market	
ANDROMEDA SA (CR)				
	BETA SECURITIES S.A.	15/02/2021	Main Market	
	OPTIMA BANK S.A.	03/04/2023		
ATHENS INTL AIRPORT (CR)				
	PIRAEUS SECURITIES S. A.	03/06/2024	Main Market	
ATTICA BANK S.A. (CR)				
	EUROXX SECURITIES S.A.	22/01/2016	Main Market	
AUSTRIACARD (CB)				
	BETA SECURITIES S.A.	23/03/2023	Main Market	
	EUROXX SECURITIES S.A.	10/06/2024		
AUTOHELLAS SA (CR)				
	ALPHA FINANCE INVESTMENT SERVICES SINGLE MEMBER SA	01/07/2019	Main Market	
	EUROXX SECURITIES S.A.	02/07/2018		
AVAX S.A. (CR)				
	EUROBANK EQUITIES INVESTMENT FIRM SINGLE MEMBER SA	14/12/2015	Main Market	
	OPTIMA BANK S.A.	04/09/2023		
	PIRAEUS SECURITIES S. A.	01/02/2021		
AVE (CR)				
	EUROXX SECURITIES S.A.	05/06/2020	Main Market	
BRIO PROPERTIES (CR)				
	EUROBANK EQUITIES INVESTMENT FIRM SINGLE MEMBER SA	09/09/2019	Main Market	
	LEON DEPOLAS SECURITIES S.A.	22/02/2021		
	PIRAEUS SECURITIES S. A.	05/02/2024		
CC HBC AG (CR)				
	BETA SECURITIES S.A.	08/03/2021	Main Market	
	NATIONAL SECURITIES SINGLE MEMBER SA	02/01/1900		
	PIRAEUS SECURITIES S. A.	04/05/2015		
CENERGY HOLDINGS (CB)				
	ALPHA FINANCE INVESTMENT SERVICES SINGLE MEMBER SA	02/01/2016	Main Market	
	EUROBANK EQUITIES INVESTMENT FIRM SINGLE MEMBER SA	02/01/2016		
	OPTIMA BANK S.A.	14/03/2022		
	PANTELAKIS SECURITIES S.A.	27/12/2022		
CNL CAPITAL (CR)				
	MERIT SECURITIES S.A	01/10/2018	Main Market	
DIMAND (CR)				
	ALPHA FINANCE INVESTMENT SERVICES SINGLE MEMBER SA	08/08/2022	Main Market	
	EUROBANK EQUITIES INVESTMENT FIRM SINGLE MEMBER SA	08/08/2022		
	PANTELAKIS SECURITIES S.A.	15/05/2023		
EKTER SA (CR)				
	BETA SECURITIES S.A.	26/09/2022	Main Market	
	EUROBANK EQUITIES INVESTMENT FIRM SINGLE MEMBER SA	16/10/2017		
	LEON DEPOLAS SECURITIES S.A.	21/05/2018		
ELASTRON (CR)				
	LEON DEPOLAS SECURITIES S.A.	20/02/2017	Main Market	

List of Stocks under Market Making operations

Securities	Stock Category
Market Maker	Start Market Making
ELLAKTOR (CR)	Main Market
ALPHA FINANCE INVESTMENT SERVICES SINGLE MEMBER SA	18/03/2019
EUROBANK EQUITIES INVESTMENT FIRM SINGLE MEMBER SA	01/06/2012
EUROXX SECURITIES S.A.	24/09/2018
NATIONAL SECURITIES SINGLE MEMBER SA	02/01/1900
PIRAEUS SECURITIES S. A.	22/10/2018
ELTON SA (CR)	Main Market
OPTIMA BANK S.A.	30/01/2023
ELVALHALCOR (CR)	Main Market
ALPHA FINANCE INVESTMENT SERVICES SINGLE MEMBER SA	07/05/2018
BETA SECURITIES S.A.	09/01/2023
EUROBANK EQUITIES INVESTMENT FIRM SINGLE MEMBER SA	07/05/2018
EUROBANK HOLDINGS (CR)	Main Market
ALPHA FINANCE INVESTMENT SERVICES SINGLE MEMBER SA	09/01/2006
EUROBANK EQUITIES INVESTMENT FIRM SINGLE MEMBER SA	01/06/2012
GREENPOST TRADING EUROPE LTD	12/06/2023
HELLENIC AMERICAN SECURITIES S.A.	25/07/2014
LEON DEPOLAS SECURITIES S.A.	30/11/2018
MERIT SECURITIES S.A	06/11/2017
NATIONAL SECURITIES SINGLE MEMBER SA	02/01/1900
PIRAEUS SECURITIES S. A.	28/09/2009
EUROCONSULTANTS S.A. (CR)	Main Market
EUROBANK EQUITIES INVESTMENT FIRM SINGLE MEMBER SA	22/07/2014
OPTIMA BANK S.A.	01/02/2023
EYDAP S.A. (CR)	Main Market
ALPHA FINANCE INVESTMENT SERVICES SINGLE MEMBER SA	27/01/2020
EUROBANK EQUITIES INVESTMENT FIRM SINGLE MEMBER SA	10/06/2019
FOURLIS (CR)	Main Market
EUROBANK EQUITIES INVESTMENT FIRM SINGLE MEMBER SA	01/12/2016
PIRAEUS SECURITIES S. A.	06/03/2017
GEK TERNA (CR)	Main Market
BETA SECURITIES S.A.	08/03/2021
EUROBANK EQUITIES INVESTMENT FIRM SINGLE MEMBER SA	24/05/2021
PIRAEUS SECURITIES S. A.	29/08/2019
GR. SARANTIS S.A. (CR)	Main Market
BETA SECURITIES S.A.	14/05/2012
EUROBANK EQUITIES INVESTMENT FIRM SINGLE MEMBER SA	24/10/2016
PIRAEUS SECURITIES S. A.	02/04/2024
HELLENIC EXCHANGES-A.S.E. (CR)	Main Market
HELLENIC AMERICAN SECURITIES S.A.	01/09/2014
NATIONAL SECURITIES SINGLE MEMBER SA	02/01/1900
PIRAEUS SECURITIES S. A.	04/05/2015
HELLENIQ ENERGY (CR)	Main Market
ALPHA FINANCE INVESTMENT SERVICES SINGLE MEMBER SA	07/11/2023
EUROBANK EQUITIES INVESTMENT FIRM SINGLE MEMBER SA	01/11/2023
HELLENIC AMERICAN SECURITIES S.A.	14/09/2015
PIRAEUS SECURITIES S. A.	20/03/2017
IDEAL HOLDINGS (CR)	Main Market
EUROBANK EQUITIES INVESTMENT FIRM SINGLE MEMBER SA	07/06/2021
PIRAEUS SECURITIES S. A.	07/06/2021
INTERCONTINENTAL (CR)	Main Market
LEON DEPOLAS SECURITIES S.A.	03/06/2019
INTERLIFE G.C.I.(CR)	Main Market
PIRAEUS SECURITIES S. A.	22/01/2024
INTERWOOD-XYLEMPORIA (CR)	Main Market
EUROBANK EQUITIES INVESTMENT FIRM SINGLE MEMBER SA	05/07/2021
PANTELAKIS SECURITIES S.A.	01/07/2021
INTRAKAT (CR)	Main Market
BETA SECURITIES S.A.	04/10/2021
PANTELAKIS SECURITIES S.A.	10/10/2022
JUMBO SA (CR)	Main Market
BETA SECURITIES S.A.	01/02/2021
EUROBANK EQUITIES INVESTMENT FIRM SINGLE MEMBER SA	25/05/2020
GREENPOST TRADING EUROPE LTD	12/06/2023
MERIT SECURITIES S.A	06/11/2017
PIRAEUS SECURITIES S. A.	06/03/2017
KLOUKINAS - LAPPAS SA (CR)	Main Market
OPTIMA BANK S.A.	02/01/2023

List of Stocks under Market Making operations

Securities	Stock Category
Market Maker	Start Market Making
KRI-KRI S.A. (CR)	Main Market
EUROBANK EQUITIES INVESTMENT FIRM SINGLE MEMBER SA	07/05/2018
PIRAEUS SECURITIES S. A.	11/12/2023
LAMDA DEVELOPMENT SA (CR)	Main Market
EUROBANK EQUITIES INVESTMENT FIRM SINGLE MEMBER SA	08/12/2014
PANTELAKIS SECURITIES S.A.	06/11/2017
PIRAEUS SECURITIES S. A.	29/06/2017
LAMPASA HOTEL SA (CR)	Main Market
LEON DEPOLAS SECURITIES S.A.	16/01/2017
METLEN ENERGY & METALS (CR)	Main Market
ALPHA FINANCE INVESTMENT SERVICES SINGLE MEMBER SA	15/04/2019
BETA SECURITIES S.A.	11/04/2022
EUROBANK EQUITIES INVESTMENT FIRM SINGLE MEMBER SA	20/09/2017
GREENPOST TRADING EUROPE LTD	12/06/2023
MERIT SECURITIES S.A	25/02/2019
NATIONAL SECURITIES SINGLE MEMBER SA	02/01/1900
PIRAEUS SECURITIES S. A.	04/05/2015
MOTODYNAMICS S.A. (CR)	Main Market
OPTIMA BANK S.A.	25/08/2023
MOTOR OIL (CR)	Main Market
BETA SECURITIES S.A.	08/03/2021
EUROBANK EQUITIES INVESTMENT FIRM SINGLE MEMBER SA	22/10/2006
GREENPOST TRADING EUROPE LTD	12/06/2023
LEON DEPOLAS SECURITIES S.A.	01/04/2019
MERIT SECURITIES S.A	25/02/2019
NATIONAL SECURITIES SINGLE MEMBER SA	02/01/1900
PIRAEUS SECURITIES S. A.	04/05/2015
MPLE KEDROS (CR)	Main Market
OPTIMA BANK S.A.	16/10/2023
OPTIMA BANK S.A.	08/11/2023
NAFPAKTOS TEXTILE (CR)	Main Market
OPTIMA BANK S.A.	29/01/2024
NATIONAL BANK (CR)	Main Market
ALPHA FINANCE INVESTMENT SERVICES SINGLE MEMBER SA	09/01/2006
EUROBANK EQUITIES INVESTMENT FIRM SINGLE MEMBER SA	22/10/2006
GREENPOST TRADING EUROPE LTD	12/06/2023
HELLENIC AMERICAN SECURITIES S.A.	25/07/2014
LEON DEPOLAS SECURITIES S.A.	20/05/2015
MERIT SECURITIES S.A	03/09/2012
NATIONAL SECURITIES SINGLE MEMBER SA	02/01/1900
PIRAEUS SECURITIES S. A.	08/09/2008
NOVAL PROPERTY REIC (CR)	Main Market
ALPHA FINANCE INVESTMENT SERVICES SINGLE MEMBER SA	05/06/2024
PIRAEUS SECURITIES S. A.	05/06/2024
OPAP (CR)	Main Market
ALPHA FINANCE INVESTMENT SERVICES SINGLE MEMBER SA	09/01/2006
EUROBANK EQUITIES INVESTMENT FIRM SINGLE MEMBER SA	22/10/2006
GREENPOST TRADING EUROPE LTD	12/06/2023
HELLENIC AMERICAN SECURITIES S.A.	25/07/2014
MERIT SECURITIES S.A	20/03/2017
NATIONAL SECURITIES SINGLE MEMBER SA	02/01/1900
PIRAEUS SECURITIES S. A.	04/05/2015
OPTIMA BANK (CR)	Main Market
ALPHA FINANCE INVESTMENT SERVICES SINGLE MEMBER SA	12/12/2023
EUROBANK EQUITIES INVESTMENT FIRM SINGLE MEMBER SA	11/12/2023
OPTIMA BANK S.A.	06/11/2023
ORILINA PROPERTIES REIC (CR)	Main Market
EUROBANK EQUITIES INVESTMENT FIRM SINGLE MEMBER SA	11/12/2023
LEON DEPOLAS SECURITIES S.A.	11/12/2023
OTE (CR)	Main Market
ALPHA FINANCE INVESTMENT SERVICES SINGLE MEMBER SA	09/01/2006
EUROBANK EQUITIES INVESTMENT FIRM SINGLE MEMBER SA	22/10/2006
GREENPOST TRADING EUROPE LTD	12/06/2023
HELLENIC AMERICAN SECURITIES S.A.	25/07/2014
LEON DEPOLAS SECURITIES S.A.	20/04/2015
MERIT SECURITIES S.A	20/03/2017
NATIONAL SECURITIES SINGLE MEMBER SA	02/01/1900
PIRAEUS SECURITIES S. A.	08/09/2008

List of Stocks under Market Making operations

Securities	Stock Category
Market Maker	Start Market Making
P.P.A. S.A. (CR)	Main Market
EUROBANK EQUITIES INVESTMENT FIRM SINGLE MEMBER SA	06/02/2019
PAPOUTSANIS (CR)	Main Market
ALPHA FINANCE INVESTMENT SERVICES SINGLE MEMBER SA	19/11/2018
BETA SECURITIES S.A.	25/11/2013
PETROPOULOS PETROS (CR)	Main Market
EUROBANK EQUITIES INVESTMENT FIRM SINGLE MEMBER SA	01/04/2019
PANTELAKIS SECURITIES S.A.	16/03/2020
PIRAEUS FINANCIAL HOLD (CR)	Main Market
ALPHA FINANCE INVESTMENT SERVICES SINGLE MEMBER SA	15/04/2019
EUROBANK EQUITIES INVESTMENT FIRM SINGLE MEMBER SA	22/10/2006
EUROXX SECURITIES S.A.	15/02/2016
GREENPOST TRADING EUROPE LTD	12/06/2023
HELLENIC AMERICAN SECURITIES S.A.	25/07/2014
LEON DEPOLAS SECURITIES S.A.	30/11/2018
MERIT SECURITIES S.A.	16/09/2013
NATIONAL SECURITIES SINGLE MEMBER SA	02/01/1900
PIRAEUS SECURITIES S. A.	16/02/2009
PPC (CR)	Main Market
ALPHA FINANCE INVESTMENT SERVICES SINGLE MEMBER SA	09/01/2006
BETA SECURITIES S.A.	01/02/2021
EUROBANK EQUITIES INVESTMENT FIRM SINGLE MEMBER SA	22/10/2006
GREENPOST TRADING EUROPE LTD	12/06/2023
HELLENIC AMERICAN SECURITIES S.A.	01/09/2014
MERIT SECURITIES S.A.	06/11/2017
NATIONAL SECURITIES SINGLE MEMBER SA	02/01/1900
PIRAEUS SECURITIES S. A.	28/09/2009
PREMA (CR)	Main Market
BETA SECURITIES S.A.	01/06/2021
LEON DEPOLAS SECURITIES S.A.	05/12/2022
PANTELAKIS SECURITIES S.A.	23/12/2021
PROFILE SA (CR)	Main Market
OPTIMA BANK S.A.	03/04/2023
PANTELAKIS SECURITIES S.A.	01/07/2019
QUALITY & RELIABILITY SA (CR)	Main Market
OPTIMA BANK S.A.	03/01/2023
QUEST HOLDINGS (CR)	Main Market
BETA SECURITIES S.A.	26/03/2018
EUROBANK EQUITIES INVESTMENT FIRM SINGLE MEMBER SA	28/01/2019
REVOIL (CR)	Main Market
BETA SECURITIES S.A.	26/06/2023
OPTIMA BANK S.A.	15/04/2024
SIDMA STEEL (CR)	Main Market
OPTIMA BANK S.A.	25/05/2023
SPACE HELLAS SA (CR)	Main Market
MERIT SECURITIES S.A.	09/12/2022
TECHNICAL OLYMPIC SA (CR)	Main Market
BETA SECURITIES S.A.	04/04/2022
OPTIMA BANK S.A.	05/07/2023
TERNA ENERGY (CR)	Main Market
EUROBANK EQUITIES INVESTMENT FIRM SINGLE MEMBER SA	24/05/2021
PIRAEUS SECURITIES S. A.	09/12/2019
THRACE PLASTICS SA (CR)	Main Market
ALPHA FINANCE INVESTMENT SERVICES SINGLE MEMBER SA	26/03/2018
LEON DEPOLAS SECURITIES S.A.	28/03/2024
PIRAEUS SECURITIES S. A.	02/04/2024
TITAN CEMENT (CB)	Main Market
BETA SECURITIES S.A.	01/02/2021
EUROBANK EQUITIES INVESTMENT FIRM SINGLE MEMBER SA	06/11/2019
PIRAEUS SECURITIES S. A.	18/01/2021
TRADE ESTATES REIC (CR)	Main Market
EUROBANK EQUITIES INVESTMENT FIRM SINGLE MEMBER SA	08/11/2023
EUROBANK EQUITIES INVESTMENT FIRM SINGLE MEMBER SA	10/11/2023
PANTELAKIS SECURITIES S.A.	08/11/2023
PANTELAKIS SECURITIES S.A.	10/11/2023
TZIRAKIAN PROFIL (CR)	Main Market
LEON DEPOLAS SECURITIES S.A.	19/07/2021

List of Stocks under Market Making operations

Securities	Market Maker	Start Market Making	Stock Category
VIOHALCO SA/NV (CB)			Main Market
ALPHA FINANCE INVESTMENT SERVICES SINGLE MEMBER SA		11/03/2008	
EUROBANK EQUITIES INVESTMENT FIRM SINGLE MEMBER SA		04/03/2014	
MERIT SECURITIES S.A		17/03/2014	

Underlying Asset				Derivatives Market													
Price max	Price min	Closing price	change	Delivery Month	Open price	Price max	Price min	Last price	Closing price	Last Bid	Last Ask	Fixing price*	Life high	Life low	Trades	Volume	Open Interest
FTSE/Athex Large Cap				(Trade Unit: 1 Index Point x 2€, Cash Settlement)													
3,576.74	3,557.46	3,575.55	0.36%	August 2024	3,545.00	3,560.00	3,544.00	3,558.00	3,558.00	---	---	---	3,606.00	---	92	203	2,993
				September 2024	3,549.25	3,559.25	3,549.25	3,559.25	3,559.25	---	---	---	3,600.75	---	2	11	505
				October 2024	---	---	---	---	3,579.50	---	---	---	---	---	---	---	---
				December 2024	---	---	---	---	3,592.00	---	---	---	---	---	---	---	---
				March 2025	---	---	---	---	3,610.00	---	---	---	---	---	---	---	---
				June 2025	---	---	---	---	3,628.00	---	---	---	---	---	---	---	---
FTSE/Athex Banks				(Trade Unit: 1 Index Point x 15€, Cash Settlement)													
1,300.90	1,290.78	1,293.69	-0.49%	September 2024	1,289.50	1,289.50	1,289.50	1,289.50	1,289.50	---	---	---	1,332.75	---	1	5	1,233
				December 2024	---	---	---	---	1,310.75	---	---	---	---	---	---	---	---
				March 2025	---	---	---	---	1,317.25	---	---	---	---	---	---	---	---
				June 2025	---	---	---	---	1,323.75	---	---	---	---	---	---	---	---
MSCI GREECE REBASED				(Trade Unit: 1 Index Point x 2€, Cash Settlement)													
5,628.41	5,593.46	5,621.98	0.23%	August 2024	---	---	---	---	5,573.25	---	---	---	5,695.25	---	---	---	---
				September 2024	---	---	---	---	5,474.25	---	---	---	5,516.00	---	---	---	3
				October 2024	---	---	---	---	5,527.00	---	---	---	5,515.50	---	---	---	10
				November 2024	---	---	---	---	5,527.75	---	---	---	5,516.00	---	---	---	10
				December 2024	---	---	---	---	5,655.25	---	---	---	---	---	---	---	---
				January 2025	---	---	---	---	5,663.75	---	---	---	---	---	---	---	---
				March 2025	---	---	---	---	5,683.50	---	---	---	---	---	---	---	---
				June 2025	---	---	---	---	5,711.75	---	---	---	---	---	---	---	---

Derivatives notes

Fixing prices and final open positions can be retrieved from the following path <http://www.helex.gr/el/web/guest/statistics-end-of-day-derivatives>

Underlying Asset				Derivatives Market													
Price max	Price min	Closing price	change	Delivery Month	Open price	Price max	Price min	Last price	Closing price	Last Bid	Last Ask	Fixing price*	Life high	Life low	Trades	Volume	Open Interest
ADMIE (IPTO) HOLDING S.A. (CR)				(Contract Size: 100 Securities, Physical Delivery)													
2.25	2.195	2.215	-0.67%	September 2024	2.18	2.19	2.17	2.18	2.18	---	---	---	2.39	---	17	243	24,314
				December 2024	---	---	---	---	2.25	---	---	---	---	---	---	---	---
				March 2025	---	---	---	---	2.26	---	---	---	---	---	---	---	---
				June 2025	---	---	---	---	2.27	---	---	---	---	---	---	---	---
AEGEAN AIRLINES (CR)				(Contract Size: 100 Securities, Physical Delivery)													
11.6	11.44	11.55	0.96%	September 2024	11.57	11.62	11.57	11.58	11.58	---	---	---	12.49	---	8	24	4,069
				December 2024	---	---	---	---	11.79	---	---	---	12.12	---	---	---	30
				March 2025	---	---	---	---	11.59	---	---	---	---	---	---	---	---
				June 2025	---	---	---	---	11.65	---	---	---	---	---	---	---	---
ALPHA SERVICES HOLD (CR)				(Contract Size: 100 Securities, Physical Delivery)													
1.685	1.6455	1.66	-1.25%	September 2024	1.68	1.68	1.65	1.67	1.67	---	---	---	1.79	---	189	5,704	164,835
				December 2024	---	---	---	---	1.68	---	---	---	1.70	---	---	---	2
				March 2025	---	---	---	---	1.70	---	---	---	---	---	---	---	---
				June 2025	---	---	---	---	1.71	---	---	---	---	---	---	---	---
ATHENS INTL AIRPORT (CR)				(Contract Size: 100 Securities, Physical Delivery)													
8.02	7.77	7.998	2.67%	September 2024	7.87	8.05	7.87	8.05	8.05	---	---	---	8.41	---	3	11	1,101
				December 2024	---	---	---	---	7.85	---	---	---	---	---	---	---	---
				March 2025	---	---	---	---	7.89	---	---	---	---	---	---	---	---
				June 2025	---	---	---	---	7.93	---	---	---	---	---	---	---	---
AUTOHELLAS SA (CR)				(Contract Size: 100 Securities, Physical Delivery)													
11.84	11.7	11.84	1.02%	September 2024	---	---	---	---	11.14	---	---	---	12.13	---	---	---	161
				December 2024	---	---	---	---	11.82	---	---	---	---	---	---	---	---
				March 2025	---	---	---	---	11.88	---	---	---	---	---	---	---	---
				June 2025	---	---	---	---	11.93	---	---	---	---	---	---	---	---
AVAX S.A. (CR)				(Contract Size: 100 Securities, Physical Delivery)													
1.462	1.412	1.44	0.84%	September 2024	1.44	1.45	1.44	1.44	1.44	---	---	---	1.49	---	4	13	707
				December 2024	---	---	---	---	1.44	---	---	---	---	---	---	---	---
				March 2025	---	---	---	---	1.45	---	---	---	---	---	---	---	---
				June 2025	---	---	---	---	1.45	---	---	---	---	---	---	---	---
CC HBC AG (CR)				(Contract Size: 100 Securities, Physical Delivery)													
33.58	33.3	33.44	0.42%	September 2024	33.01	33.01	33.01	33.01	33.01	---	---	---	33.09	---	1	5	131
				December 2024	---	---	---	---	33.57	---	---	---	---	---	---	---	---
				March 2025	---	---	---	---	33.74	---	---	---	---	---	---	---	---
				June 2025	---	---	---	---	33.91	---	---	---	---	---	---	---	---

Derivatives notes

Fixing prices and final open positions can be retrieved from the following path <http://www.helex.gr/el/web/guest/statistics-end-of-day-derivatives>

Underlying Asset				Derivatives Market													
Price max	Price min	Closing price	change	Delivery Month	Open price	Price max	Price min	Last price	Closing price	Last Bid	Last Ask	Fixing price*	Life high	Life low	Trades	Volume	Open Interest
CENERGY HOLDINGS (CB)				(Contract Size: 100 Securities, Physical Delivery)													
9.7	9.5	9.53	-0.94%	September 2024	9.67	9.67	9.55	9.55	9.55	---	---	---	10.03	---	4	35	3,833
				December 2024	---	---	---	---	9.70	---	---	---	---	---	---	---	---
				March 2025	---	---	---	---	9.75	---	---	---	---	---	---	---	---
				June 2025	---	---	---	---	9.80	---	---	---	---	---	---	---	---
ELLAKTOR (CR)				(Contract Size: 124 Securities, Physical Delivery)													
2.08	2.06	2.06	-0.48%	September 2024	2.08	2.08	2.08	2.08	2.08	---	---	---	2.12	2.08	3	10	4,002
				December 2024	---	---	---	---	2.09	---	---	---	---	---	---	---	---
				March 2025	---	---	---	---	2.10	---	---	---	---	---	---	---	---
				June 2025	---	---	---	---	2.11	---	---	---	---	---	---	---	---
ELVALHALCOR (CR)				(Contract Size: 100 Securities, Physical Delivery)													
1.852	1.826	1.83	-0.11%	September 2024	1.84	1.85	1.84	1.85	1.85	---	---	---	2.04	---	3	19	5,114
				December 2024	---	---	---	---	1.83	---	---	---	1.91	---	---	---	14
				March 2025	---	---	---	---	1.86	---	---	---	---	---	---	---	---
				June 2025	---	---	---	---	1.87	---	---	---	---	---	---	---	---
EUROBANK HOLDINGS (CR)				(Contract Size: 100 Securities, Physical Delivery)													
2.064	2.027	2.038	-0.58%	September 2024	2.07	2.07	2.05	2.06	2.06	---	---	---	2.19	---	131	2,556	22,778
				December 2024	---	---	---	---	2.17	---	---	---	2.28	---	---	---	5
				March 2025	---	---	---	---	2.08	---	---	---	---	---	---	---	---
				June 2025	---	---	---	---	2.09	---	---	---	---	---	---	---	---
EYDAP S.A. (CR)				(Contract Size: 100 Securities, Physical Delivery)													
5.79	5.7	5.79	0.52%	September 2024	---	---	---	---	5.75	---	---	---	5.90	---	---	---	4,479
				December 2024	---	---	---	---	5.81	---	---	---	---	---	---	---	---
				March 2025	---	---	---	---	5.84	---	---	---	---	---	---	---	---
				June 2025	---	---	---	---	5.87	---	---	---	---	---	---	---	---
FOURLIS (CR)				(Contract Size: 100 Securities, Physical Delivery)													
4.015	3.92	3.93	-1.38%	September 2024	4.00	4.00	3.97	3.97	3.97	---	---	---	4.19	---	5	12	1,225
				December 2024	---	---	---	---	4.02	---	---	---	---	---	---	---	---
				March 2025	---	---	---	---	4.04	---	---	---	---	---	---	---	---
				June 2025	---	---	---	---	4.06	---	---	---	---	---	---	---	---
GEK TERNA (CR)				(Contract Size: 100 Securities, Physical Delivery)													
17.86	17.56	17.78	0.79%	September 2024	17.82	17.91	17.20	17.91	17.91	---	---	---	18.27	---	18	80	14,451
				December 2024	---	---	---	---	17.81	---	---	---	17.74	---	---	---	3
				March 2025	---	---	---	---	17.87	---	---	---	---	---	---	---	---
				June 2025	---	---	---	---	17.96	---	---	---	---	---	---	---	---

Derivatives notes

Fixing prices and final open positions can be retrieved from the following path <http://www.helex.gr/el/web/guest/statistics-end-of-day-derivatives>

Underlying Asset				Derivatives Market													
Price max	Price min	Closing price	change	Delivery Month	Open price	Price max	Price min	Last price	Closing price	Last Bid	Last Ask	Fixing price*	Life high	Life low	Trades	Volume	Open Interest
HELLENIC EXCHANGES-A.S.E. (CR)				(Contract Size: 100 Securities, Physical Delivery)													
4.74	4.68	4.705	0.53%	September 2024	4.71	4.75	4.70	4.75	4.75	---	---	---	5.25	---	50	258	4,925
				December 2024	---	---	---	---	4.72	---	---	---	---	---	---	---	---
				March 2025	---	---	---	---	4.74	---	---	---	---	---	---	---	---
				June 2025	---	---	---	---	4.77	---	---	---	---	---	---	---	---
HELLENIQ ENERGY (CR)				(Contract Size: 100 Securities, Physical Delivery)													
7.55	7.3	7.335	-0.88%	September 2024	7.51	7.53	7.37	7.40	7.40	---	---	---	8.40	---	49	283	6,377
				December 2024	---	---	---	---	7.46	---	---	---	---	---	---	---	---
				March 2025	---	---	---	---	7.50	---	---	---	---	---	---	---	---
				June 2025	---	---	---	---	7.54	---	---	---	---	---	---	---	---
INTRACOM HOLDINGS (CR)				(Contract Size: 102 Securities, Physical Delivery)													
3.395	3.335	3.35	0.30%	September 2024	3.37	3.41	3.37	3.39	3.39	---	---	---	3.55	3.27	11	40	7,725
				December 2024	---	---	---	---	3.37	---	---	---	---	---	---	---	---
				March 2025	---	---	---	---	3.38	---	---	---	---	---	---	---	---
				June 2025	---	---	---	---	3.40	---	---	---	---	---	---	---	---
INTRAKAT (CR)				(Contract Size: 100 Securities, Physical Delivery)													
5	4.92	5	0.71%	September 2024	4.97	4.98	4.97	4.98	4.98	---	---	---	5.20	---	2	3	2,463
				December 2024	---	---	---	---	5.01	---	---	---	---	---	---	---	---
				March 2025	---	---	---	---	5.03	---	---	---	---	---	---	---	---
				June 2025	---	---	---	---	5.06	---	---	---	---	---	---	---	---
JUMBO SA (CR)				(Contract Size: 100 Securities, Physical Delivery)													
25.18	24.8	25	0.81%	September 2024	25.13	25.13	25.03	25.03	25.03	---	---	---	26.97	---	2	11	394
				December 2024	---	---	---	---	25.00	---	---	---	---	---	---	---	---
				March 2025	---	---	---	---	25.13	---	---	---	---	---	---	---	---
				June 2025	---	---	---	---	25.25	---	---	---	---	---	---	---	---
LAMDA DEVELOPMENT SA (CR)				(Contract Size: 100 Securities, Physical Delivery)													
7.48	7.27	7.48	2.89%	September 2024	7.43	7.49	7.39	7.48	7.48	---	---	---	7.56	---	7	72	6,784
				December 2024	---	---	---	---	7.33	---	---	---	---	---	---	---	---
				March 2025	---	---	---	---	7.37	---	---	---	---	---	---	---	---
				June 2025	---	---	---	---	7.40	---	---	---	---	---	---	---	---
METLEN ENERGY & METALS (CR)				(Contract Size: 100 Securities, Physical Delivery)													
37	36.22	37	2.21%	September 2024	36.60	37.29	36.55	37.29	37.29	---	---	---	38.35	---	40	121	5,279
				December 2024	---	---	---	---	36.81	---	---	---	36.20	---	---	---	20
				March 2025	---	---	---	---	36.68	---	---	---	---	---	---	---	---
				June 2025	---	---	---	---	36.86	---	---	---	---	---	---	---	---

Derivatives notes

Fixing prices and final open positions can be retrieved from the following path <http://www.helex.gr/el/web/guest/statistics-end-of-day-derivatives>

Underlying Asset				Derivatives Market													
Price max	Price min	Closing price	change	Delivery Month	Open price	Price max	Price min	Last price	Closing price	Last Bid	Last Ask	Fixing price*	Life high	Life low	Trades	Volume	Open Interest
MIG (CR)				(Contract Size: 100 Securities, Physical Delivery)													
3.71	3.62	3.695	0.54%	September 2024	---	---	---	---	3.70	---	---	---	3.94	---	---	---	104
				December 2024	---	---	---	---	3.71	---	---	---	---	---	---	---	---
				March 2025	---	---	---	---	3.72	---	---	---	---	---	---	---	---
				June 2025	---	---	---	---	3.74	---	---	---	---	---	---	---	---
MOTOR OIL (CR)				(Contract Size: 100 Securities, Physical Delivery)													
23.38	23.06	23.32	0.78%	September 2024	23.20	23.42	23.14	23.42	23.42	---	---	---	26.50	---	11	41	2,922
				December 2024	---	---	---	---	23.33	---	---	---	---	---	---	---	---
				March 2025	---	---	---	---	23.45	---	---	---	---	---	---	---	---
				June 2025	---	---	---	---	23.56	---	---	---	---	---	---	---	---
NATIONAL BANK (CR)				(Contract Size: 100 Securities, Physical Delivery)													
8.432	8.344	8.43	-0.02%	September 2024	8.07	8.13	8.06	8.13	8.13	---	---	---	8.36	---	86	489	17,034
				December 2024	---	---	---	---	8.50	---	---	---	---	---	---	---	---
				March 2025	---	---	---	---	8.54	---	---	---	---	---	---	---	---
				June 2025	---	---	---	---	8.59	---	---	---	---	---	---	---	---
OPAP (CR)				(Contract Size: 102 Securities, Physical Delivery)													
16.02	15.79	15.98	0.69%	September 2024	15.89	16.00	15.89	16.00	16.00	---	---	---	16.05	14.60	8	33	1,667
				December 2024	---	---	---	---	16.26	---	---	---	15.30	---	---	---	20
				March 2025	---	---	---	---	16.08	---	---	---	---	---	---	---	---
				June 2025	---	---	---	---	16.16	---	---	---	---	---	---	---	---
OPTIMA BANK (CR)				(Contract Size: 100 Securities, Physical Delivery)													
12.48	12.12	12.22	0.16%	September 2024	---	---	---	---	12.22	---	---	---	13.13	---	---	---	72
				December 2024	---	---	---	---	12.30	---	---	---	---	---	---	---	---
				March 2025	---	---	---	---	12.36	---	---	---	---	---	---	---	---
				June 2025	---	---	---	---	12.42	---	---	---	---	---	---	---	---
OTE (CR)				(Contract Size: 100 Securities, Physical Delivery)													
14.81	14.57	14.81	0.61%	September 2024	14.65	14.88	14.65	14.86	14.86	---	---	---	14.88	---	18	38	4,397
				December 2024	---	---	---	---	14.84	---	---	---	---	---	---	---	---
				March 2025	---	---	---	---	14.92	---	---	---	---	---	---	---	---
				June 2025	---	---	---	---	14.99	---	---	---	---	---	---	---	---
P.P.A. S.A. (CR)				(Contract Size: 100 Securities, Physical Delivery)													
27.75	27.4	27.5	0.00%	September 2024	---	---	---	---	25.65	---	---	---	26.47	---	---	---	80
				December 2024	---	---	---	---	27.73	---	---	---	---	---	---	---	---
				March 2025	---	---	---	---	27.87	---	---	---	---	---	---	---	---
				June 2025	---	---	---	---	28.00	---	---	---	---	---	---	---	---

Derivatives notes

Fixing prices and final open positions can be retrieved from the following path <http://www.helex.gr/el/web/guest/statistics-end-of-day-derivatives>

Underlying Asset				Derivatives Market													
Price max	Price min	Closing price	change	Delivery Month	Open price	Price max	Price min	Last price	Closing price	Last Bid	Last Ask	Fixing price*	Life high	Life low	Trades	Volume	Open Interest
PIRAEUS FINANCIAL HOLD (CR)				(Contract Size: 100 Securities, Physical Delivery)													
3.84	3.765	3.78	-0.55%	September 2024	3.84	3.86	3.79	3.82	3.82	---	---	---	4.05	---	235	2,939	97,714
				December 2024	---	---	---	---	3.82	---	---	---	3.43	---	---	---	---
				March 2025	---	---	---	---	3.85	---	---	---	---	---	---	---	---
				June 2025	---	---	---	---	3.87	---	---	---	---	---	---	---	---
PPC (CR)				(Contract Size: 100 Securities, Physical Delivery)													
11.8	11.4	11.63	1.13%	September 2024	11.69	11.90	11.63	11.90	11.90	---	---	---	11.90	---	84	586	31,293
				December 2024	---	---	---	---	11.59	---	---	---	---	---	---	---	---
				March 2025	---	---	---	---	11.65	---	---	---	---	---	---	---	---
				June 2025	---	---	---	---	11.71	---	---	---	---	---	---	---	---
QUEST HOLDINGS (CR)				(Contract Size: 100 Securities, Physical Delivery)													
5.44	5.36	5.37	0.56%	September 2024	---	---	---	---	5.30	---	---	---	5.38	---	---	---	183
				December 2024	---	---	---	---	5.38	---	---	---	---	---	---	---	---
				March 2025	---	---	---	---	5.41	---	---	---	---	---	---	---	---
				June 2025	---	---	---	---	5.44	---	---	---	---	---	---	---	---
TERNA ENERGY (CR)				(Contract Size: 100 Securities, Physical Delivery)													
19.29	19.22	19.29	0.26%	September 2024	19.29	19.36	19.28	19.36	19.36	---	---	---	19.55	---	12	122	21,713
				December 2024	---	---	---	---	19.40	---	---	---	---	---	---	---	---
				March 2025	---	---	---	---	19.50	---	---	---	---	---	---	---	---
				June 2025	---	---	---	---	19.59	---	---	---	---	---	---	---	---
TITAN CEMENT (CB)				(Contract Size: 100 Securities, Physical Delivery)													
31.85	31.25	31.6	0.16%	September 2024	31.50	31.79	31.50	31.77	31.77	---	---	---	31.95	---	7	11	410
				December 2024	---	---	---	---	31.81	---	---	---	---	---	---	---	---
				March 2025	---	---	---	---	31.97	---	---	---	---	---	---	---	---
				June 2025	---	---	---	---	32.13	---	---	---	---	---	---	---	---
VIOHALCO SA/NV (CB)				(Contract Size: 100 Securities, Physical Delivery)													
6.01	5.92	5.97	0.84%	September 2024	5.97	6.02	5.95	5.96	5.96	---	---	---	6.50	---	7	14	4,238
				December 2024	---	---	---	---	5.98	---	---	---	6.10	---	---	---	125
				March 2025	---	---	---	---	6.00	---	---	---	---	---	---	---	---
				June 2025	---	---	---	---	6.03	---	---	---	---	---	---	---	---

Derivatives notes

Fixing prices and final open positions can be retrieved from the following path <http://www.helex.gr/el/web/guest/statistics-end-of-day-derivatives>

FTSE/Athex Large Cap

(Trade Unit: 1 Index Point x 2€ - Exercise Style: European, Cash Settlement)

Call Options														Put Options																		
August 2024							September 2024							Other Months		August 2024							September 2024							Other Months		Exercise Price
Open price	Price max	Price min	Last price	Closing price	Volume	Open Interest	Open price	Price max	Price min	Last price	Closing price	Volume	Open Interest	Volume	Open Interest	Open price	Price max	Price min	Last price	Closing price	Volume	Open Interest	Open price	Price max	Price min	Last price	Closing price	Volume	Open Interest	Volume	Open Interest	
2,450	-	-	-	-	-	-	0.00	0.00	0.00	-	1,089.00	-	-	-	-	-	-	-	-	-	-	-	0.00	0.00	0.00	-	0.01	-	-	-	-	2,450
2,500	-	-	-	-	-	-	0.00	0.00	0.00	-	1,039.00	-	-	-	-	-	-	-	-	-	-	-	0.00	0.00	0.00	-	0.01	-	-	-	-	2,500
2,550	-	-	-	-	-	-	0.00	0.00	0.00	-	989.00	-	-	-	-	-	-	-	-	-	-	-	0.00	0.00	0.00	-	0.01	-	-	-	-	2,550
2,600	-	-	-	-	-	-	0.00	0.00	0.00	-	939.00	-	-	-	-	-	-	-	-	-	-	-	0.00	0.00	0.00	-	0.01	-	-	-	-	2,600
2,650	-	-	-	-	-	-	0.00	0.00	0.00	-	889.00	-	-	-	-	-	-	-	-	-	-	-	0.00	0.00	0.00	-	0.01	-	-	-	-	2,650
2,700	-	-	-	-	-	-	0.00	0.00	0.00	-	839.00	-	-	-	-	-	-	-	-	-	-	-	0.00	0.00	0.00	-	0.01	-	-	-	-	2,700
2,750	-	-	-	-	-	-	0.00	0.00	0.00	-	790.00	-	-	-	-	-	-	-	-	-	-	-	0.00	0.00	0.00	-	0.03	-	-	-	-	2,750
2,800	-	-	-	-	-	-	0.00	0.00	0.00	-	740.00	-	-	-	-	-	-	-	-	-	-	-	0.00	0.00	0.00	-	0.07	-	-	-	-	2,800
2,850	-	-	-	-	-	-	0.00	0.00	0.00	-	690.00	-	-	-	-	-	-	-	-	-	-	-	0.00	0.00	0.00	-	0.17	-	-	-	-	2,850
2,900	-	-	-	-	-	-	0.00	0.00	0.00	-	640.00	-	-	-	-	-	-	-	-	-	-	-	0.00	0.00	0.00	-	0.35	-	-	-	-	2,900
2,950	-	-	-	-	-	-	0.00	0.00	0.00	-	591.00	-	-	-	-	-	-	-	-	-	-	-	0.00	0.00	0.00	-	0.71	-	-	-	-	2,950
3,000	-	-	-	-	-	-	0.00	0.00	0.00	-	542.00	-	-	-	-	-	-	-	-	-	-	-	0.00	0.00	0.00	-	1.30	-	-	-	-	3,000
3,050	-	-	-	-	-	-	0.00	0.00	0.00	-	493.00	-	-	-	-	-	-	-	-	-	-	-	0.00	0.00	0.00	-	2.40	-	-	-	-	3,050
3,100	-	-	-	-	-	-	0.00	0.00	0.00	-	445.00	-	-	-	-	-	-	-	-	-	-	-	0.00	0.00	0.00	-	4.20	-	-	-	-	3,100
3,150	0.00	0.00	0.00	-	391.00	-	-	0.00	0.00	0.00	-	398.00	-	-	-	-	-	-	-	-	-	-	0.00	0.00	0.00	-	7.00	-	-	-	-	3,150
3,200	0.00	0.00	0.00	-	342.00	-	-	0.00	0.00	0.00	-	352.00	-	-	-	-	-	-	-	-	-	-	0.00	0.00	0.00	-	11.25	-	-	-	-	3,200
3,250	0.00	0.00	0.00	-	293.00	-	-	0.00	0.00	0.00	-	308.00	-	-	-	-	-	-	-	-	-	-	0.00	0.00	0.00	-	17.00	-	-	-	-	3,250
3,300	0.00	0.00	0.00	-	246.00	-	-	0.00	0.00	0.00	-	266.00	-	-	-	-	-	-	-	-	-	-	0.00	0.00	0.00	-	25.25	-	-	-	-	3,300
3,350	0.00	0.00	0.00	-	201.00	-	-	0.00	0.00	0.00	-	227.00	-	-	-	-	-	-	-	-	-	-	0.00	0.00	0.00	-	36.00	-	-	-	-	3,350
3,400	0.00	0.00	0.00	-	159.00	-	-	0.00	0.00	0.00	-	191.00	-	-	-	-	-	-	-	-	-	-	0.00	0.00	0.00	-	49.75	-	-	-	-	3,400
3,450	0.00	0.00	0.00	-	122.00	-	20	0.00	0.00	0.00	-	159.00	-	-	-	-	-	-	-	-	-	-	0.00	0.00	0.00	-	67.00	-	-	-	-	3,450
3,500	0.00	0.00	0.00	-	90.00	-	20	0.00	0.00	0.00	-	130.00	-	40	-	-	-	-	-	-	-	-	0.00	0.00	0.00	-	88.00	-	20	-	-	3,500
3,550	0.00	0.00	0.00	-	63.50	-	1	0.00	0.00	0.00	-	104.00	-	-	-	-	-	-	-	-	-	-	0.00	0.00	0.00	-	112.00	-	1	-	-	3,550
3,600	42.50	42.50	42.50	42.50	42.50	20	81	0.00	0.00	0.00	-	82.50	-	-	-	-	-	-	-	-	-	-	0.00	0.00	0.00	-	140.00	-	-	-	-	3,600
3,650	28.00	28.00	28.00	28.00	28.00	1	185	0.00	0.00	0.00	-	64.00	-	20	-	-	-	-	-	-	-	-	0.00	0.00	0.00	-	172.00	-	-	-	-	3,650
3,700	0.00	0.00	0.00	-	17.00	-	10	0.00	0.00	0.00	-	49.25	-	-	-	-	-	-	-	-	-	-	0.00	0.00	0.00	-	207.00	-	-	-	-	3,700
3,750	0.00	0.00	0.00	-	9.90	-	-	0.00	0.00	0.00	-	37.00	-	-	-	-	-	-	-	-	-	-	0.00	0.00	0.00	-	244.00	-	-	-	-	3,750
3,800	0.00	0.00	0.00	-	5.50	-	-	0.00	0.00	0.00	-	27.25	-	-	-	-	-	-	-	-	-	-	0.00	0.00	0.00	-	285.00	-	-	-	-	3,800
3,850	0.00	0.00	0.00	-	2.90	-	-	0.00	0.00	0.00	-	20.00	-	-	-	-	-	-	-	-	-	-	0.00	0.00	0.00	-	327.00	-	-	-	-	3,850
3,900	0.00	0.00	0.00	-	1.50	-	-	0.00	0.00	0.00	-	14.25	-	-	-	-	-	-	-	-	-	-	0.00	0.00	0.00	-	371.00	-	-	-	-	3,900
Totals:						21	317					0	60	0	0							0	161				0	21	0	0		
Number of Trades:						2						0		0									0				0		0			

ALPHA SERVICES HOLD (CR)

(Contract Size: 100 Securities, Exercise Style: American, Physical Delivery)

Call Options														Put Options																				
August 2024							September 2024							Other Months		August 2024							September 2024							Other Months		Exercise Price		
Open price	Price max	Price min	Last price	Closing price	Volume	Open Interest	Open price	Price max	Price min	Last price	Closing price	Volume	Open Interest	Volume	Open Interest	Open price	Price max	Price min	Last price	Closing price	Volume	Open Interest	Open price	Price max	Price min	Last price	Closing price	Volume	Open Interest	Volume	Open Interest			
0.850					-	-	0.000	0.000	0.000		0.833	-	-			-	-	0.000	0.000	0.000		0.001	-	-			0.000	0.000	0.000		0.001	-	-	0.009
0.900					-	-	0.000	0.000	0.000		0.783	-	-			-	-	0.000	0.000	0.000		0.002	-	-			0.000	0.000	0.000		0.002	-	-	0.009
0.950					-	-	0.000	0.000	0.000		0.733	-	-			-	-	0.000	0.000	0.000		0.001	-	-			0.000	0.000	0.000		0.001	-	-	0.010
1.000	0.000	0.000	0.000		0.681	-	-	0.000	0.000	0.000		0.683	-	-		0.000	0.000	0.000		0.001	-	-		0.000	0.000	0.000		0.001	-	-		0.010		
1.100	0.000	0.000	0.000		0.581	-	-	0.000	0.000	0.000		0.583	-	-		0.000	0.000	0.000		0.001	-	-		0.000	0.000	0.000		0.001	-	-		0.011		
1.200	0.000	0.000	0.000		0.481	-	-	0.000	0.000	0.000		0.484	-	-		0.000	0.000	0.000		0.001	-	-		0.000	0.000	0.000		0.001	-	-		0.012		
1.300	0.000	0.000	0.000		0.382	-	-	0.000	0.000	0.000		0.385	-	-		0.000	0.000	0.000		0.001	-	-		0.000	0.000	0.000		0.001	-	-		0.013		
1.400	0.000	0.000	0.000		0.284	-	-	0.000	0.000	0.000		0.289	-	-		0.000	0.000	0.000		0.002	-	-		0.000	0.000	0.000		0.004	-	-		0.014		
1.500	0.000	0.000	0.000		0.192	-	-	0.000	0.000	0.000		0.200	-	-		0.000	0.000	0.000		0.010	-	-		0.000	0.000	0.000		0.015	-	-		0.015		
1.600	0.000	0.000	0.000		0.115	-	-	0.000	0.000	0.000		0.126	-	-		0.000	0.000	0.000		0.033	-	-		0.000	0.000	0.000		0.041	-	-		0.016		
1.700	0.000	0.000	0.000		0.059	-	-	0.000	0.000	0.000		0.071	-	-		0.000	0.000	0.000		0.077	-	-		0.000	0.000	0.000		0.086	-	-		0.017		
1.800	0.000	0.000	0.000		0.026	-	-	0.000	0.000	0.000		0.035	-	-		0.000	0.000	0.000		0.144	-	-		0.000	0.000	0.000		0.151	-	-		0.018		
1.900	0.000	0.000	0.000		0.010	-	-	0.000	0.000	0.000		0.016	-	-		0.000	0.000	0.000		0.228	-	-		0.000	0.000	0.000		0.232	-	-		0.019		
2.000	0.000	0.000	0.000		0.003	-	-	0.000	0.000	0.000		0.006	-	-		0.000	0.000	0.000		0.322	-	-		0.000	0.000	0.000		0.323	-	-		0.020		
2.200	0.000	0.000	0.000		0.001	-	-	0.000	0.000	0.000		0.001	-	-		0.000	0.000	0.000		0.520	-	-		0.000	0.000	0.000		0.520	-	-		0.022		
2.400	0.000	0.000	0.000		0.001	-	-	0.000	0.000	0.000		0.001	-	-		0.000	0.000	0.000		0.720	-	-		0.000	0.000	0.000		0.720	-	-		0.024		
2.600	0.000	0.000	0.000		0.001	-	-	0.000	0.000	0.000		0.001	-	-		0.000	0.000	0.000		0.920	-	-		0.000	0.000	0.000		0.920	-	-		0.026		
Totals:					0	0						0	0		0	0						0	0							0	0		0	0
Number of Trades:					0							0			0							0.00								0			0	

NATIONAL BANK (CR)

(Contract Size: 100 Securities, Exercise Style: American, Physical Delivery)

Call Options														Put Options																		
August 2024							September 2024							Other Months		August 2024							September 2024							Other Months		Exercise Price
Open price	Price max	Price min	Last price	Closing price	Volume	Open Interest	Open price	Price max	Price min	Last price	Closing price	Volume	Open Interest	Volume	Open Interest	Open price	Price max	Price min	Last price	Closing price	Volume	Open Interest	Open price	Price max	Price min	Last price	Closing price	Volume	Open Interest	Volume	Open Interest	
3.400					-	-	0.000	0.000	0.000		5.04	-	-			-	-	0.000	0.000	0.000		0.001	-	-							0.034	
3.600					-	-	0.000	0.000	0.000		4.84	-	-			-	-	0.000	0.000	0.000		0.001	-	-							0.036	
3.800					-	-	0.000	0.000	0.000		4.64	-	-			-	-	0.000	0.000	0.000		0.001	-	-							0.038	
4.000					-	-	0.000	0.000	0.000		4.44	-	-			-	-	0.000	0.000	0.000		0.001	-	-							0.040	
4.400					-	-	0.000	0.000	0.000		4.04	-	-			-	-	0.000	0.000	0.000		0.001	-	-							0.044	
4.800					-	-	0.000	0.000	0.000		3.65	-	-			-	-	0.000	0.000	0.000		0.001	-	-							0.048	
5.200					-	-	0.000	0.000	0.000		3.25	-	-			-	-	0.000	0.000	0.000		0.001	-	-							0.052	
5.600	0.000	0.000	0.000		2.84	-	-	0.000	0.000	0.000		2.85	-	-		0.000	0.000	0.000		0.001	-	-		0.000	0.000	0.000		0.001	-	-		0.056
6.000	0.000	0.000	0.000		2.44	-	-	0.000	0.000	0.000		2.45	-	-		0.000	0.000	0.000		0.001	-	-		0.000	0.000	0.000		0.001	-	-		0.060
6.400	0.000	0.000	0.000		2.04	-	-	0.000	0.000	0.000		2.05	-	-		0.000	0.000	0.000		0.002	-	-		0.000	0.000	0.000		0.002	-	-		0.064
6.800	0.000	0.000	0.000		1.64	-	-	0.000	0.000	0.000		1.66	-	-		0.000	0.000	0.000		0.002	-	-		0.000	0.000	0.000		0.010	-	-		0.068
7.200	0.000	0.000	0.000		1.24	-	-	0.000	0.000	0.000		1.28	-	-		0.000	0.000	0.000		0.003	-	-		0.000	0.000	0.000		0.032	-	-		0.072
7.600	0.000	0.000	0.000		0.857	-	-	0.000	0.000	0.000		0.941	-	-		0.000	0.000	0.000		0.018	-	-		0.000	0.000	0.000		0.087	-	-		0.076
8.000	0.000	0.000	0.000		0.518	-	-	0.000	0.000	0.000		0.647	-	-		0.000	0.000	0.000		0.079	-	-		0.000	0.000	0.000		0.193	-	-		0.080
8.400	0.000	0.000	0.000		0.262	-	-	0.000	0.000	0.000		0.413	-	-		0.000	0.000	0.000		0.222	-	-		0.000	0.000	0.000		0.358	-	-		0.084
8.800	0.000	0.000	0.000		0.107	-	-	0.000	0.000	0.000		0.247	-	-		0.000	0.000	0.000		0.468	-	-		0.000	0.000	0.000		0.592	-	-		0.088
9.200	0.000	0.000	0.000		0.035	-	-	0.000	0.000	0.000		0.137	-	-		0.000	0.000	0.000		0.798	-	-		0.000	0.000	0.000		0.883	-	-		0.092
9.600	0.000	0.000	0.000		0.009	-	-	0.000	0.000	0.000		0.068	-	-		0.000	0.000	0.000		1.17	-	-		0.000	0.000	0.000		1.22	-	-		0.096
10.000	0.000	0.000	0.000		0.002	-	-	0.000	0.000	0.000		0.033	-	-		0.000	0.000	0.000		1.57	-	-		0.000	0.000	0.000		1.59	-	-		0.100
11.000	0.000	0.000	0.000		0.001	-	-	0.000	0.000	0.000		0.004	-	-		0.000	0.000	0.000		2.57	-	-		0.000	0.000	0.000		2.57	-	-		0.110
Totals:					0	0						0	0	0								0	0									0
Number of Trades:					0							0	0										0.00									0

OPAP (CR)

(Contract Size: 100 Securities, Exercise Style: American, Physical Delivery)

Exercise Price	Call Options													Put Options																				
	August 2024						September 2024						Other Months		August 2024						September 2024						Other Months		Exercise Price					
	Open price	Price max	Price min	Last price	Closing price	Volume	Open Interest	Open price	Price max	Price min	Last price	Closing price	Volume	Open Interest	Volume	Open Interest	Open price	Price max	Price min	Last price	Closing price	Volume	Open Interest	Open price	Price max	Price min	Last price	Closing price		Volume	Open Interest	Volume	Open Interest	
9.600	0.000	0.000	0.000	6.28	-	-	0.000	0.000	0.000	6.30	-	-				0.000	0.000	0.000	0.001	-	-				0.000	0.000	0.000	0.001		-	-			
10.000	0.000	0.000	0.000	5.88	-	-	0.000	0.000	0.000	5.90	-	-				0.000	0.000	0.000	0.001	-	-				0.000	0.000	0.000	0.001	-	-				0.100
11.000	0.000	0.000	0.000	4.88	-	-	0.000	0.000	0.000	4.90	-	-				0.000	0.000	0.000	0.001	-	-				0.000	0.000	0.000	0.001	-	-				0.110
12.000	0.000	0.000	0.000	3.88	-	-	0.000	0.000	0.000	3.91	-	-				0.000	0.000	0.000	0.001	-	-				0.000	0.000	0.000	0.001	-	-				0.120
13.000	0.000	0.000	0.000	2.89	-	-	0.000	0.000	0.000	2.91	-	-				0.000	0.000	0.000	0.001	-	-				0.000	0.000	0.000	0.004	-	-				0.130
14.000	0.000	0.000	0.000	1.89	-	5	0.000	0.000	0.000	1.95	-	-				0.000	0.000	0.000	0.003	-	20				0.000	0.000	0.000	0.039	-	-				0.140
15.000	0.000	0.000	0.000	0.954	-	-	0.000	0.000	0.000	1.12	-	-				0.000	0.000	0.000	0.066	-	15				0.000	0.000	0.000	0.199	-	-				0.150
16.000	0.000	0.000	0.000	0.300	-	50	0.000	0.000	0.000	0.516	-	6				0.000	0.000	0.000	0.412	-	-				0.000	0.000	0.000	0.600	-	-				0.160
17.000	0.000	0.000	0.000	0.049	-	-	0.000	0.000	0.000	0.187	-	-				0.000	0.000	0.000	1.16	-	-				0.000	0.000	0.000	1.27	-	-				0.170
18.000	0.000	0.000	0.000	0.003	-	-	0.000	0.000	0.000	0.052	-	-				0.000	0.000	0.000	2.13	-	-				0.000	0.000	0.000	2.15	-	-				0.180
19.000	0.000	0.000	0.000	0.001	-	-	0.000	0.000	0.000	0.011	-	-				0.000	0.000	0.000	3.13	-	-				0.000	0.000	0.000	3.13	-	-				0.190
20.000	0.000	0.000	0.000	0.001	-	-	0.000	0.000	0.000	0.002	-	-				0.000	0.000	0.000	4.13	-	-				0.000	0.000	0.000	4.13	-	-				0.200
22.000	0.000	0.000	0.000	0.001	-	-	0.000	0.000	0.000	0.001	-	-				0.000	0.000	0.000	6.13	-	-				0.000	0.000	0.000	6.13	-	-				0.220
24.000					-	-	0.000	0.000	0.000	0.001	-	-																						0.240
Totals:					0	55					0	6	0	0					0	35								0	3	0	0			
Number of Trades:					0						0		0						0.00									0		0				

OTE (CR)

(Contract Size: 100 Securities, Exercise Style: American, Physical Delivery)

Exercise Price	Call Options													Put Options																				
	August 2024						September 2024						Other Months		August 2024						September 2024						Other Months		Exercise Price					
	Open price	Price max	Price min	Last price	Closing price	Volume	Open Interest	Open price	Price max	Price min	Last price	Closing price	Volume	Open Interest	Volume	Open Interest	Open price	Price max	Price min	Last price	Closing price	Volume	Open Interest	Open price	Price max	Price min	Last price	Closing price		Volume	Open Interest	Volume	Open Interest	
9.200	0.000	0.000	0.000	5.53	-	-	0.000	0.000	0.000	5.55	-	-				0.000	0.000	0.000	0.001	-	-				0.000	0.000	0.000	0.001		-	-			
9.600	0.000	0.000	0.000	5.13	-	-	0.000	0.000	0.000	5.15	-	-				0.000	0.000	0.000	0.001	-	-				0.000	0.000	0.000	0.001	-	-				0.096
10.000	0.000	0.000	0.000	4.73	-	-	0.000	0.000	0.000	4.75	-	-				0.000	0.000	0.000	0.001	-	-				0.000	0.000	0.000	0.001	-	-				0.100
11.000	0.000	0.000	0.000	3.73	-	-	0.000	0.000	0.000	3.75	-	-				0.000	0.000	0.000	0.001	-	-				0.000	0.000	0.000	0.009	-	-				0.110
12.000	0.000	0.000	0.000	2.73	-	-	0.000	0.000	0.000	2.76	-	-				0.000	0.000	0.000	0.001	-	-				0.000	0.000	0.000	0.005	-	-				0.120
13.000	0.000	0.000	0.000	1.74	-	40	0.000	0.000	0.000	1.81	-	-				0.000	0.000	0.000	0.003	-	5				0.000	0.000	0.000	0.051	-	-				0.130
14.000	0.000	0.000	0.000	0.815	-	-	0.915	0.943	0.915	0.943	0.943	10	-			0.000	0.000	0.000	0.079	-	10			0.228	0.228	0.228	0.228	0.228	10	20				0.140
15.000	0.182	0.182	0.182	0.182	0.182	5	1	0.000	0.000	0.000	0.443	-	-			0.000	0.000	0.000	0.482	-	-			0.000	0.000	0.000	0.680	-	-				0.150	
16.000	0.000	0.000	0.000	0.027	-	-	0.097	0.097	0.097	0.097	0.097	5	-			0.000	0.000	0.000	1.30	-	-			0.000	0.000	0.000	1.39	-	-				0.160	
17.000	0.000	0.000	0.000	0.001	-	-	0.000	0.000	0.000	0.042	-	-				0.000	0.000	0.000	2.28	-	-			0.000	0.000	0.000	2.29	-	-				0.170	
18.000	0.000	0.000	0.000	0.001	-	-	0.000	0.000	0.000	0.009	-	-				0.000	0.000	0.000	3.28	-	-			0.000	0.000	0.000	3.28	-	-				0.180	
19.000	0.000	0.000	0.000	0.001	-	-	0.000	0.000	0.000	0.001	-	-				0.000	0.000	0.000	4.28	-	-			0.000	0.000	0.000	4.28	-	-				0.190	
20.000	0.000	0.000	0.000	0.001	-	-	0.000	0.000	0.000	0.001	-	-				0.000	0.000	0.000	5.28	-	-			0.000	0.000	0.000	5.28	-	-				0.200	
Totals:						5	41					15	0	0	0						5	15						10	20	0	0			
Number of Trades:							1						3		0							0.00						2		0				

PIRAEUS FINANCIAL HOLD (CR)

(Contract Size: 100 Securities, Exercise Style: American, Physical Delivery)

Call Options														Put Options																				
August 2024							September 2024							Other Months		August 2024							September 2024							Other Months		Exercise Price		
Open price	Price max	Price min	Last price	Closing price	Volume	Open Interest	Open price	Price max	Price min	Last price	Closing price	Volume	Open Interest	Volume	Open Interest	Open price	Price max	Price min	Last price	Closing price	Volume	Open Interest	Open price	Price max	Price min	Last price	Closing price	Volume	Open Interest	Volume	Open Interest			
1.800					-	-	0.000	0.000	0.000		2.01	-	-			-	-	0.000	0.000	0.000		0.001	-	-								0.018		
1.900					-	-	0.000	0.000	0.000		1.91	-	-			-	-	0.000	0.000	0.000		0.001	-	-								0.019		
2.000					-	-	0.000	0.000	0.000		1.81	-	-			-	-	0.000	0.000	0.000		0.001	-	-								0.020		
2.200					-	-	0.000	0.000	0.000		1.61	-	-			-	-	0.000	0.000	0.000		0.001	-	-								0.022		
2.400	0.000	0.000	0.000		1.40	-	-	0.000	0.000	0.000		1.41	-	-			0.000	0.000	0.000		0.001	-	-			0.000	0.000	0.000		0.001	-	-	0.024	
2.600	0.000	0.000	0.000		1.20	-	-	0.000	0.000	0.000		1.21	-	-			0.000	0.000	0.000		0.001	-	-			0.000	0.000	0.000		0.001	-	-	0.026	
2.800	0.000	0.000	0.000		1.00	-	-	0.000	0.000	0.000		1.01	-	-			0.000	0.000	0.000		0.001	-	-			0.000	0.000	0.000		0.001	-	-	0.028	
3.000	0.000	0.000	0.000		0.804	-	-	0.000	0.000	0.000		0.813	-	-			0.000	0.000	0.000		0.001	-	-			0.000	0.000	0.000		0.004	-	-	0.030	
3.200	0.000	0.000	0.000		0.605	-	-	0.000	0.000	0.000		0.624	-	-			0.000	0.000	0.000		0.001	-	-			0.000	0.000	0.000		0.014	-	-	0.032	
3.400	0.000	0.000	0.000		0.410	-	20	0.000	0.000	0.000		0.452	-	-			0.000	0.000	0.000		0.006	-	-			0.000	0.000	0.000		0.041	-	-	0.034	
3.600	0.000	0.000	0.000		0.238	-	-	0.000	0.000	0.000		0.306	-	-			0.000	0.000	0.000		0.033	-	-			0.000	0.000	0.000		0.094	-	-	0.036	
3.800	0.000	0.000	0.000		0.110	-	-	0.000	0.000	0.000		0.190	-	-			0.000	0.000	0.000		0.106	-	-			0.000	0.000	0.000		0.179	-	-	0.038	
4.000	0.000	0.000	0.000		0.040	-	-	0.000	0.000	0.000		0.111	-	-			0.000	0.000	0.000		0.236	-	-			0.000	0.000	0.000		0.300	-	-	0.040	
4.400	0.000	0.000	0.000		0.002	-	-	0.000	0.000	0.000		0.029	-	-			0.000	0.000	0.000		0.600	-	-			0.000	0.000	0.000		0.620	-	-	0.044	
4.800	0.000	0.000	0.000		0.001	-	-	0.000	0.000	0.000		0.006	-	-			0.000	0.000	0.000		1.00	-	-			0.000	0.000	0.000		1.00	-	-	0.048	
5.200	0.000	0.000	0.000		0.001	-	-	0.000	0.000	0.000		0.001	-	-			0.000	0.000	0.000		1.40	-	-			0.000	0.000	0.000		1.40	-	-	0.052	
5.600	0.000	0.000	0.000		0.001	-	-	0.000	0.000	0.000		0.001	-	-			0.000	0.000	0.000		1.80	-	-			0.000	0.000	0.000		1.80	-	-	0.056	
6.000	0.000	0.000	0.000		0.001	-	-	0.000	0.000	0.000		0.001	-	-			0.000	0.000	0.000		2.20	-	-			0.000	0.000	0.000		2.20	-	-	0.060	
6.400					-	-	0.000	0.000	0.000		0.001	-	-			-	-	0.000	0.000	0.000		2.60	-	-			0.000	0.000	0.000		2.60	-	-	0.064
Totals:					0	20						0	0	0	0	0						0	0									0	0	
Number of Trades:					0							0	0	0			0.00							0								0	0	

PPC (CR)

(Contract Size: 100 Securities, Exercise Style: American, Physical Delivery)

Call Options														Put Options																		
August 2024							September 2024							Other Months		August 2024							September 2024							Other Months		Exercise Price
Open price	Price max	Price min	Last price	Closing price	Volume	Open Interest	Open price	Price max	Price min	Last price	Closing price	Volume	Open Interest	Volume	Open Interest	Open price	Price max	Price min	Last price	Closing price	Volume	Open Interest	Open price	Price max	Price min	Last price	Closing price	Volume	Open Interest	Volume	Open Interest	
6.800					-	-	0.000	0.000	0.000		4.72	-	-			-	-	0.000	0.000	0.000		0.001	-	-								0.068
7.200					-	-	0.000	0.000	0.000		4.32	-	-			-	-	0.000	0.000	0.000		0.001	-	-								0.072
7.600					-	-	0.000	0.000	0.000		3.92	-	-			-	-	0.000	0.000	0.000		0.001	-	-								0.076
8.000					-	-	0.000	0.000	0.000		3.53	-	-			-	-	0.000	0.000	0.000		0.001	-	-								0.080
8.400	0.000	0.000	0.000		3.11	-	-	0.000	0.000	0.000		3.13	-	-		0.000	0.000	0.000		0.001	-	-		0.000	0.000	0.000		0.001	-	-		0.084
8.800	0.000	0.000	0.000		2.71	-	-	0.000	0.000	0.000		2.73	-	-		0.000	0.000	0.000		0.001	-	-		0.000	0.000	0.000		0.004	-	-		0.088
9.200	0.000	0.000	0.000		2.31	-	-	0.000	0.000	0.000		2.34	-	-		0.000	0.000	0.000		0.001	-	-		0.000	0.000	0.000		0.011	-	-		0.092
9.600	0.000	0.000	0.000		1.91	-	-	0.000	0.000	0.000		1.96	-	-		0.000	0.000	0.000		0.001	-	-		0.000	0.000	0.000		0.029	-	-		0.096
10.000	0.000	0.000	0.000		1.52	-	-	0.000	0.000	0.000		1.60	-	-		0.000	0.000	0.000		0.005	-	-		0.000	0.000	0.000		0.065	-	-		0.100
11.000	0.000	0.000	0.000		0.629	-	55	0.000	0.000	0.000		0.831	-	5		0.000	0.000	0.000		0.116	-	5		0.000	0.000	0.000		0.297	-	-		0.110
12.000	0.000	0.000	0.000		0.134	-	4	0.000	0.000	0.000		0.343	-	-		0.000	0.000	0.000		0.622	-	2		0.000	0.000	0.000		0.810	-	-		0.120
13.000	0.000	0.000	0.000		0.012	-	-	0.000	0.000	0.000		0.111	-	-		0.000	0.000	0.000		1.50	-	-		0.000	0.000	0.000		1.58	-	-		0.130
14.000	0.000	0.000	0.000		0.001	-	-	0.000	0.000	0.000		0.027	-	-		0.000	0.000	0.000		2.50	-	-		0.000	0.000	0.000		2.51	-	-		0.140
15.000	0.000	0.000	0.000		0.001	-	-	0.000	0.000	0.000		0.006	-	-		0.000	0.000	0.000		3.50	-	-		0.000	0.000	0.000		3.50	-	-		0.150
16.000	0.000	0.000	0.000		0.001	-	-	0.000	0.000	0.000		0.001	-	-		0.000	0.000	0.000		4.50	-	-		0.000	0.000	0.000		4.50	-	-		0.160
17.000	0.000	0.000	0.000		0.001	-	-	0.000	0.000	0.000		0.001	-	-		0.000	0.000	0.000		5.50	-	-		0.000	0.000	0.000		5.50	-	-		0.170
18.000					-	-	0.000	0.000	0.000		0.001	-	-			-	-	0.000	0.000	0.000		6.50	-	-								0.180
Totals:					0	59						0	5	0	0						0	7						0	0	0	0	0
Number of Trades:					0							0		0								0.00						0		0		

Lending Products	Underlying Title	Open Interest[5]	Multilateral Transactions[1]				Bilateral Transactions[2]		Stock Borrowing through OTC (volume)[3]	
			Volume(Offered)	Average Weighted	Transactions volume	Average Weighted	Transactions Volume	Average Weighted	Transactions Volume	
ADMIEBOR	ADMIE (IPTO) HOLDING S.A. (CR)	---	---	---	---	---	---	---	249,440	
AEGNBOR	AEGEAN AIRLINES (CR)	---	---	---	---	---	---	---	343,043	
AETFBOR	ALPHA ETF FTSE Athex Large Cap	---	---	---	---	---	---	---	---	
ALPHABOR	ALPHA SERVICES HOLD (CR)	10,000	---	---	---	---	---	---	63,923,658	
AIABOR	ATHENS INTL AIRPORT (CR)	---	---	---	---	---	---	---	190,805	
ACAGBOR	AUSTRIACARD (CB)	---	---	---	---	---	---	---	---	
OTOELBOR	AUTOHELLAS SA (CR)	1,500	---	---	---	---	---	---	78,689	
AVAXBOR	AVAX S.A. (CR)	---	---	---	---	---	---	---	---	
EEEBOR	CC HBC AG (CR)	14,465	---	---	---	---	---	---	77,221	
CENERBOR	CENERGY HOLDINGS (CB)	---	---	---	---	---	---	---	7,689	
DIMANDBOR	DIMAND (CR)	---	---	---	---	---	---	---	88,800	
ELLAKTORBOR	ELLAKTOR (CR)	2,681	---	---	---	---	---	---	168,460	
ELHABOR	ELVALHALCOR (CR)	788	---	---	---	---	---	---	161,960	
EPSILBOR	EPSILON NET (CR)	---	---	---	---	---	---	---	8,000	
EUROBBOR	EUROBANK HOLDINGS (CR)	112,000	---	---	---	---	---	---	34,841,771	
EYDAPBOR	EYDAP S.A. (CR)	845	---	---	---	---	---	---	204,465	
FOYRKBOR	FOURLIS (CR)	230	---	---	---	---	---	---	42,773	
GEKTERNABOR	GEK TERNA (CR)	---	---	---	---	---	---	---	4,698	
SARBOR	GR. SARANTIS S.A. (CR)	3,467	---	---	---	---	---	---	16,411	
EXAEBOR	HELLENIC EXCHANGES-A.S.E. (CR)	---	---	---	---	---	---	---	152,047	
ELPEBOR	HELLENIQ ENERGY (CR)	---	---	---	---	---	---	---	1,011,181	
INTEKBOR	IDEAL HOLDINGS (CR)	---	---	---	---	---	---	---	14,800	
INTRKBOR	INTRACOM HOLDINGS (CR)	---	---	---	---	---	---	---	2,700	
INKATBOR	INTRAKAT (CR)	---	---	---	---	---	---	---	513,962	
INLOTBOR	INTRALOT (CR)	---	---	---	---	---	---	---	322,055	
BELABOR	JUMBO SA (CR)	---	---	---	---	---	---	---	205,735	
KRIBOR	KRI-KRI S.A. (CR)	---	---	---	---	---	---	---	140	
LAMDABOR	LAMDA DEVELOPMENT SA (CR)	---	---	---	---	---	---	---	223,277	
LAVIBOR	LAVIPHARM SA (CR)	---	---	---	---	---	---	---	---	
MYTILBOR	METLEN ENERGY & METALS (CR)	1,000	---	---	---	---	---	---	161,599	
MIGBOR	MIG (CR)	541	---	---	---	---	---	---	40,179	

Stock Lending Notes

[1] - Multilateral contracts Lending or Borrowing as per Methods 8-1, 8-2 and 8-3-3 (According to ATHEX BoD Resolution No.17)

[2] - Bilateral Contracts Lending or Borrowing as per Methods 8-3-1 and 8-3-2 & Contracts as per Method 4 (According to ATHEX BoD Resolution No.20)

[3] - The information concerning OTC Stock Borrowing Transactions is based on the statements of the Dematerialised Securities System (DSS) operators involved and refers to volumes that have been registered up until the previous working day.

[4] - Average Price (Volume weighted)

[5] - The Data concerning Open Interest before the start of trading session

Lending Products	Underlying Title	Open Interest[5]	Multilateral Transactions[1]				Bilateral Transactions[2]		Stock Borrowing through OTC (volume)[3]	
			Volume(Offered)	Average Weighted	Transactions volume	Average Weighted	Transactions Volume	Average Weighted	Transactions Volume	
MOHBOR	MOTOR OIL (CR)	1,000	---	---	---	---	---	---	1,129,201	
ETEBOR	NATIONAL BANK (CR)	58,000	---	---	---	---	---	---	11,246,613	
OPAPBOR	OPAP (CR)	2,000	---	---	---	---	---	---	1,781,362	
OPTIMABOR	OPTIMA BANK (CR)	6,000	---	---	700	4.75%	---	---	1,325,192	
HTOBOR	OTE (CR)	---	---	---	---	---	---	---	1,644,179	
PPABOR	P.P.A. S.A. (CR)	1,000	---	---	---	---	---	---	70,962	
TPEIRBOR	PIRAEUS FINANCIAL HOLD (CR)	5,000	---	---	---	---	---	---	13,651,414	
PPCBOR	PPC (CR)	2,000	---	---	---	---	---	---	1,468,344	
PROFBOR	PROFILE SA (CR)	---	---	---	---	---	---	---	11,286	
QUESTBOR	QUEST HOLDINGS (CR)	391	---	---	---	---	---	---	16,331	
OLYMPBOR	TECHNICAL OLYMPIC SA (CR)	---	---	---	---	---	---	---	---	
TENERGYBOR	TERNA ENERGY (CR)	---	---	---	---	---	---	---	588,007	
EYAPSBOR	THESSALONIKA WATER & SEWERAGE	---	---	---	---	---	---	---	---	
PLATBOR	THRACE PLASTICS SA (CR)	---	---	---	1,500	5.46%	---	---	16,596	
TITCBOR	TITAN CEMENT (CB)	---	---	---	---	---	---	---	227,712	
VIOBOR	VIOHALCO SA/NV (CB)	744	---	---	---	---	---	---	---	

Stock Lending Notes

[1] - Multilateral contracts Lending or Borrowing as per Methods 8-1, 8-2 and 8-3-3 (According to ATHEX BoD Resolution No.17)

[2] - Bilateral Contracts Lending or Borrowing as per Methods 8-3-1 and 8-3-2 & Contracts as per Method 4 (According to ATHEX BoD Resolution No.20)

[3] - The information concerning OTC Stock Borrowing Transactions is based on the statements of the Dematerialised Securities System (DSS) operators involved and refers to volumes that have been registered up until the previous working day.

[4] - Average Price (Volume weighted)

[5] - The Data concerning Open Interest before the start of trading session

Sectors codification for listed companies

12003-	ETF	10101010	Computer Services
10101015	Software	10102030	Computer Hardware
15101010	Telecommunications Equipment	15102015	Telecommunications Services
20101010	Health Care Facilities	20101025	Health Care Services
20102010	Medical Equipment	20103015	Pharmaceuticals
30101010	Banks	30202000	Diversified Financial Services
30202010	Asset Managers & Custodians	30202015	Investment Services
30204000	Closed End Investments	30302010	Full Line Insurance
30302015	Insurance Brokers	30302025	Property and Casualty Insurance
35101010	Real Estate Holding and Development	35101015	Real Estate Services
35102000	Diversified REITs	35102030	Office REITs
35102045	Retail REITs.	40201040	Rental & Leasing Services: Consumer
40202010	Home Construction	40202015	Household Furnishings
40202020	Household Appliance	40203040	Electronic Entertainment
40204020	Clothing & Accessories	40301010	Entertainment
40301030	Publishing	40301035	Radio & TV Broadcasters
40401010	Diversified Retailers	40401020	Apparel Retailers
40401025	Home Improvement Retailers	40401030	Specialty Retailers
40501010	Airlines	40501015	Travel & Tourism
40501020	Casinos & Gambling	40501025	Hotels & Motels
45101015	Distillers & Vintners	45101020	Soft Drinks
45102010	Farming Fishing Ranching & Plantations	45102020	Food Products
45103010	Tobacco	45201010	Food Retailers & Wholesalers
45201020	Personal Products	50101010	Construction
50101020	Building Roof/Wallboard and Plumbing	50101030	Cement
50101035	Building Materials: Other	50202010	Electrical Components
50203015	Plastics	50203030	Containers & Packaging
50204000	Machinery: Industrial	50204020	Machinery: Construction & Handling
50205010	Industrial Suppliers	50205020	Back Office Support HR & Consulting
50205030	Forms & Bulk Printing Services	50206015	Commercial Vehicles & Parts
50206030	Marine Transportation	50206060	Transportation Services
55101000	Diversified Materials	55101020	Textile Products
55102000	General Mining	55102010	Iron & Steel
55102015	Metal Fabricating	55102035	Aluminum
60101020	Oil Refining and Marketing	65101010	Alternative Electricity
65101015	Conventional Electricity	65102000	Multi-Utilities
65102030	Water		



ATHEX
Athens Stock Exchange

Λεωφ. Αθηνών 110 104 42 Αθήνα
110, Athinon Ave. GR 104 42 Athens
tel. (+30)210-33.66.800, fax (+30)210-33.66.101
www.athexgroup.gr