

24

Ημερήσιο Δελτίο
Συναλλακτικής Δραστηριότητας

Daily Official List
of Trading Activity

Friday, 19 July, 2024

Year: 145 Trading Day No: 135



ATHEXGROUP
Athens Exchange Group

Disclaimer:

Hellenic Exchanges-Athens Stock Exchange S.A. endeavours to ensure that the data and other material ("Information") presented on the Daily Official List are accurate and complete, but it is not liable for any errors or omissions of data or /and for the accuracy, credibility, updating and completeness of the aforesaid information nor it has any liability arising directly or indirectly from the use of the above Information.

The Company is not liable for the accuracy of the data included in listed companies' announcements. Only the sender of such an announcement is fully and solely liable for any infringement of third party's rights from the content of such announcement. All contents of the Daily Official List are provided only for information purposes and do not constitute investment advice or solicitation to invest in securities or other products listed for trading on the Exchange.

You acknowledge and agree that the Company is the owner of any property rights related to any Information appearing on the Daily Official List including intellectual property rights copyright, trademarks, etc.

The above data are a property of the Hellenic Exchanges-Athens Exchange and are copyright protected. Users are forbidden to reproduce, modify, copy, sale, transmit or redistribute, by all reproduction means and methods, part or the whole of the above data, without reference to their source.

The commercial exploitation of these data is, also, forbidden by third parties. Hellenic Exchanges-Athens Exchange does not carry any responsibility, direct or indirect, derived from usage or accidental alteration of the above data when used by third parties.

Hellenic Exchanges – Athens Stock Exchange S.A.

110 Athinon Ave., 10442 Athens, Tel: (210) 33.66.800, Fax: (210) 32.13.938

www.athexgroup.gr

Thessalonica Stock Exchange Center (T.S.E.C)

16-18 Katouni Str., Thessalonica 546 25 Tel: (2310) 567.667, Fax: (2310) 530.545

Athex Members Guarantee Fund

14-16 Fidiou Str., Athens 106 78, Tel: (210) 33.04.682, Fax: (210) 33.04.155

Hellenic Republic Capital Market Commission

1 Kolokotroni Str. & 1 Stadiou Str., Athens 10562 Tel: (210) 33.77.100 Fax: (210) 33.77.173

Table of Contents

Section 1: Statistical Figures of Securities, Derivatives and Lending

Summary of Markets

Athex Indices

Analytic Figures for Athex Market's Boards and Categories

Trading Details by Athex Sectors and Financial Instruments (ETFs)

Top 10 best & worst performing Shares

Derivatives Summary

Section 2: Analytic Figures of Shares Transactions

Analytic Figures of Shares Transactions

Shares' Notes

Section 3: Figures of Securities Transactions

Securities Blocks Details

Shares Rights Details

Stock Borrowing

Forced Sales Details

Forced Sales Registered Shares

Exchange Traded Funds (ETFs) Characteristics

Section 5: Bonds traded in Fixed Income Assets Market

Convertible Corporate Bonds - Regulated Market

Non Convertible Corporate Bonds - Regulated Market

Government Bonds

Treasury Bills & Zero Coupon Government Bonds

Government Bonds Traded with the Open Outcry Method

State Banks Bonds

Section 6: Additional Infos

Athex & ATHEXClear Members List

List of Stocks under Market Making operations

Section 7: Derivatives Market Analytic Figures

Index Futures

Stock Futures

Index Options

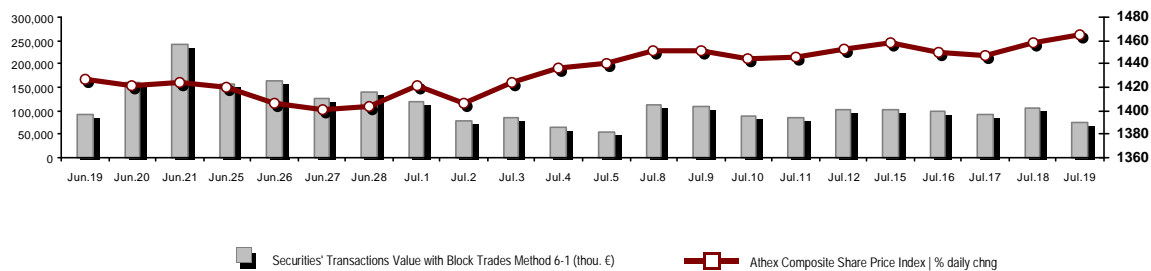
Stock Options

Stock Lending Analytic Figures

Appendix A: Sectors codification for listed companies

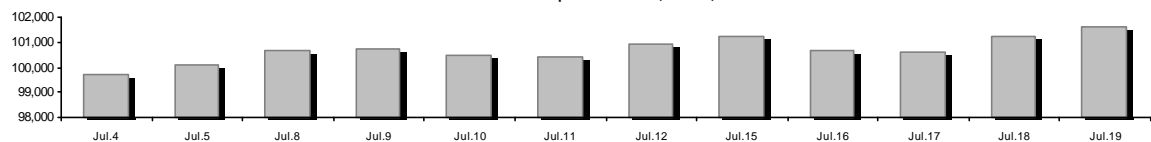
Summary of Markets

Athex Composite Share Price Index vs Shares and Derivatives Transactions Value

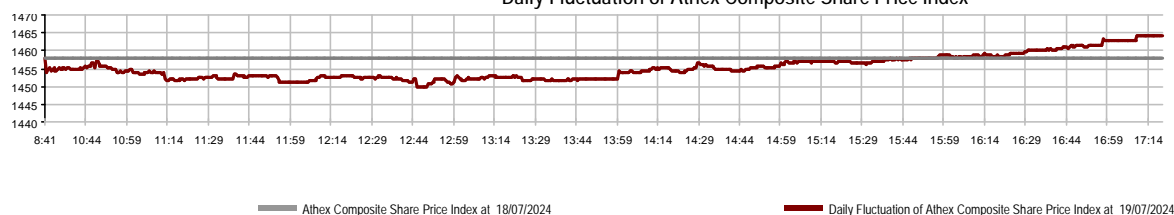


Athex Capitalisation (mill. €) **: 101,643.27	Derivatives Total Open Interest: 468,856
Daily change: mill. € %: 407.22 0.40%	in Index Futures % daily chng: 5,830 1.69%
Yearly Avg Capitalisation: mill. € % chng prev year Avg: 97,358.14 21.11%	in Stock Futures % daily chng: 461,294 0.18%
Athex Composite Share Price Index % daily chng: 1,464.39 0.46%	in Index Options % daily chng: 1,262 -0.63%
Athex Composite Share Price Index Capitalisation (mill. €): 93,650.00	in Stock Options % daily chng: 470 -23.08%
Daily change (mill. €): 435.13	
Securities' Transactions Value with Block Trades Method 6-1 (t): 76,361.63	Derivatives Contracts Volume: 14,307
Daily change: %: -30,262.59 -28.38%	Daily change: pieces %: -2,895 -16.83%
YtD Avg Trans. Value: thou. € % chng prev year Avg: 135,604.26 23.76%	YtD Avg Derivatives Contracts % chng prev year Avg: 38,789 -11.77%
Blocks Transactions Value of Method 6-1 (thou. €): 2,716.18	Derivatives Trades Number: 1,296
Blocks Transactions Value of Method 6-2 & 6-3 (thou. €): 0.00	Daily change: number %: -24 -1.82%
Bonds Transactions Value (thou.€): 1,287.34	YtD Avg Trades number % chng prev year Avg: 1,974 -15.31%
Securities' Transactions Volume with Block Trades Method 6-1 (tho): 17,815.77	Lending Total Open Interest: 214,625
Daily change: thou. pieces %: -2,527.52 -12.42%	Daily change: pieces %: 3,476 1.65%
YtD Avg Volume: % chng prev year Avg: 29,968.76 -10.86%	Lending Volume (Multilateral/Bilateral): 5,113
Blocks Transactions Volume of Method 6-1 (thou. Pieces): 914.60	Daily change: pieces %: -11,463
Blocks Transactions Volume of Method 6-2 & 6-3 (thou. Pieces): 0.00	Multilateral Lending: 2,113
Bonds Transactions Volume: 1,313,000	Bilateral Lending: 3,000
Securities' Trades Number with Block Trades Method 6-1: 25,951	Lending Trades Number: 3
Daily change: number %: -2,973 -10.28%	Daily change: %: -4
YtD Avg Trades number % chng prev year Avg: 39,256 8.37%	Multilateral Lending Trades Number: 2
Number of Blocks Method 6-1: 6	Bilateral Lending Trades Number: 1
Number of Blocks Method 6-2 & 6-3: 0	
Number of Bonds Transactions: 245	

Athex Capitalisation (mill. €) **



Daily Fluctuation of Athex Composite Share Price Index



Athex Indices

Index name	19/07/2024	18/07/2024	pts.	%	Min	Max	Year min	Year max	Year change
Athex Composite Share Price Index	1,464.39 #	1,457.74	6.65	0.46%	1,449.65	1,464.40	1,293.14	1,505.35	13.24% #
Athex Composite Index Total Return Index	2,736.20 #	2,723.78	12.42	0.46%	2,708.67	2,736.23	2,355.44	2,756.70	16.17% #
Athex ESG Index	1,680.32 #	1,669.06	11.26	0.67%	1,659.93	1,680.34	1,471.77	1,722.97	14.17% #
ATHEX Alternative Market Price Index	14,242.83 #	14,131.19	111.64	0.79%	14,049.24	14,262.28	9,352.11	15,217.49	52.30% #
FTSE/Athex Large Cap	3,577.95 #	3,553.98	23.97	0.67%	3,534.15	3,577.95	3,122.79	3,665.50	14.58% #
FTSE/Athex Mid Cap Index	2,307.59 €	2,316.54	-8.95	-0.39%	2,296.97	2,321.32	2,167.92	2,459.55	2.52% #
FTSE/ATHEX High Dividend Yield Index	3,951.22 #	3,939.61	11.61	0.29%	3,918.40	3,951.31	3,752.57	4,217.66	4.77% #
FTSE/Athex Market Index	853.56 #	848.46	5.10	0.60%	843.51	853.57	746.82	875.18	14.29% #
FTSE/Athex Banks	1,321.80 #	1,308.76	13.04	1.00%	1,298.70	1,321.80	1,057.67	1,349.28	24.51% #
FTSE/ATHEX TECHNOLOGY & TELECOMMUNICAT	5,494.25 €	5,503.37	-9.12	-0.17%	5,467.76	5,516.93	4,915.95	5,705.00	8.32% #
FTSE/ATHEX FINANCIAL SERVICES	6,204.92 #	6,144.55	60.37	0.98%	6,097.21	6,204.92	4,996.31	6,339.99	23.75% #
FTSE/ATHEX REAL ESTATE	4,896.67 #	4,870.00	26.67	0.55%	4,851.16	4,904.67	4,507.00	5,120.52	-1.29% €
FTSE/ATHEX CONSUMER DISCRETIONARY	5,160.94 #	5,154.30	6.64	0.13%	5,117.59	5,165.16	4,919.19	5,557.48	2.89% #
FTSE/ATHEX CONSUMER STAPLES	6,362.30 €	6,403.05	-40.75	-0.64%	6,354.51	6,419.72	5,069.68	6,491.28	25.03% #
FTSE/ATHEX INDUSTRIALS	6,469.56 €	6,473.75	-4.19	-0.06%	6,441.63	6,479.53	5,044.08	6,514.27	27.32% #
FTSE/ATHEX BASIC MATERIALS	4,953.65 €	4,960.89	-7.24	-0.15%	4,913.82	4,963.05	4,577.28	5,876.05	1.73% #
FTSE/ATHEX ENERGY & UTILITIES	5,063.49 #	5,003.83	59.66	1.19%	4,990.23	5,068.72	4,930.82	5,474.06	1.52% #
Athex All Share Index	340.50 #	339.14	1.36	0.40%	340.50	340.50	304.60	347.29	12.75% #
Hellenic Mid & Small Cap Index	2,091.88 #	2,087.81	4.07	0.19%	2,078.62	2,094.91	1,929.00	2,157.15	8.44% #
FTSE/Athex Large Cap Total Return	6,077.33 #	6,028.83	48.50	0.80%			5,201.70	6,088.15	17.61% #
FTSE/Athex Mid Cap Total Return	3,141.12 €	3,153.30	-12.18	-0.39%			2,922.90	3,302.69	3.63% #
MSCI GREECE REBASED	5,651.76 #	5,599.64	52.12	0.93%	5,565.36	5,651.76	4,984.69	5,837.84	13.38% #
Hellenic Corporate Bond Index	133.86 #	133.81	0.05	0.04%			129.54	133.86	3.26% #
Hellenic Corporate Bond Price Index	91.93 #	91.91	0.03	0.03%			90.52	91.93	1.42% #

Note 1: FTSE/Med 100, Hellenic Corporate Bond Price Index and Hellenic Corporate Bond Index closing prices refer to the previous trading day of 17/07/2024.

Note 2: The Hellenic Mid & Small Cap Index is a Customized index calculated by the Athens Exchange.

Analytic Figures for Athex Market's Boards and Categories

	Total Traded Securities	Main Market	Surveillance	Exchange Traded Funds (ETFs)
Totals	120	113	6	1
Gain / Lose / Same:	45 / 45 / 30	44 / 44 / 25	0 / 1 / 5	1 / 0 / 0
Athex Capitalisation (mill. €) **	101,643.27	101,575.97	67.30	
Daily Average Trans/ons Value(thou.€)	135,604.26	135,421.29	35.36	271.10
Transactions Value	76,361.63	76,345.27	3.84	12.51
Main Board:	73,645.45	73,629.09	3.84	12.51
Blocks Board 6_2_3:	2,716.18	2,716.18	0.00	0.00
Forced Sales Board:	0.00	0.00	0.00	0.00
Special Terms Board:	0.00	0.00	0.00	0.00
Daily Average Transactions Volume	29,968,764	29,825,440	157,218	7,835
Transactions Volume	17,815,774	17,764,766	50,651	357
Main Board:	16,901,177	16,850,169	50,651	357
Blocks Board 6_2_3:	914,597	914,597	0	0
Forced Sales Board:	0	0	0	0
Special Terms Board:	0	0	0	0
Daily Average Number of Trades	39,256	39,142	65	50
Number of Trades	25,951	25,902	25	24
Main Board:	25,945	25,896	25	24
Blocks Board 6_2_3:	6	6	0	0
Forced Sales Board:	0	0	0	0
Special Terms Board:	0	0	0	0

Trading Details by Athex Sectors and Financial Instruments (ETFs)

Code	Sectors	Gain / Lose / Same	Number of Trades	Transactions Volume	Transactions Value	% of Total Trans. Value
3010	- Banks	5 / 2 / 0	8,924	12,019,574	32,985,689.19	43.20%
5510	- Basic Resources	2 / 6 / 2	825	262,787	888,233.11	1.16%
5010	- Construction & Materials	5 / 5 / 4	2,032	986,056	3,718,994.32	4.87%
4020	- Consumer Products & Services	3 / 3 / 1	268	100,253	156,569.03	0.21%
6010	- Energy	3 / 1 / 0	2,623	435,658	4,852,437.28	6.35%
12000	- Financial Instruments	1 / 0 / 0	24	357	12,514.50	0.02%
3020	- Financial Services	3 / 1 / 1	335	45,049	217,347.37	0.28%
4510	- Food Beverage & Tobacco	1 / 2 / 4	154	55,729	951,356.36	1.25%
2010	- Health Care	0 / 1 / 2	71	21,197	20,699.83	0.03%
5020	- Industrial Goods & Services	6 / 5 / 4	1,131	366,081	1,998,598.03	2.62%
3030	- Insurance	0 / 0 / 1	17	1,209	6,104.74	0.01%
4030	- Media	0 / 0 / 1	1	1,000	378.00	0.00%
4520	- Personal Care, Drug & Grocery Stores	0 / 2 / 0	218	32,439	283,695.14	0.37%
3510	- Real Estate	6 / 4 / 2	852	291,352	1,476,294.22	1.93%
4040	- Retail	3 / 1 / 2	931	128,321	2,802,263.82	3.67%
1010	- Technology	2 / 5 / 4	643	174,161	544,684.54	0.71%
1510	- Telecommunications	0 / 2 / 0	2,018	560,755	7,887,877.88	10.33%
4050	- Travel & Leisure	2 / 3 / 1	1,944	1,666,257	5,963,246.06	7.81%
6510	- Utilities	3 / 2 / 1	2,940	667,539	11,594,641.94	15.18%

Top 10 best & worst performing Shares

Main Market

With positive Price change	Closing price	change	With negative Price change	Closing price	change
KEKROPS SA (CR)	1.59	4.61% #	ATTICA BANK S.A. (CR)	12.2	-6.51% ☹
IKTINOS HELLAS SA (CR)	0.411	3.79% #	QUALITY & RELIABILITY SA (CR)	1.224	-3.47% ☹
THRACE PLASTICS SA (CR)	4.07	2.91% #	CENERGY HOLDINGS (CB)	9.61	-1.64% ☹
TECHNICAL OLYMPIC SA (CR)	2.52	2.02% #	INTRALOT (CR)	1.25	-1.58% ☹
REVOIL (CR)	1.9	1.60% #	EUROCONSULTANTS S.A. (CR)	1.27	-1.55% ☹
METLEN ENERGY & METALS (CR)	35.96	1.58% #	OPTIMA BANK (CR)	11.96	-1.48% ☹
HELLENIQ ENERGY (CR)	7.52	1.55% #	LOGISMOS S.A. (CR)	1.37	-1.44% ☹
TPA SA (CR)	21.3	1.43% #	ELINOIL S.A. (CR)	2.15	-1.38% ☹
EUROBANK HOLDINGS (CR)	2.189	1.39% #	GR. SARANTIS S.A. (CR)	11.08	-1.25% ☹
ADMIE (IPTO) HOLDING S.A. (CR)	2.275	1.34% #	PROFILE SA (CR)	5.2	-1.14% ☹
With the highest Transactions Value	Value (thou. €)	change	With the highest Transactions Volume	Volume	change
EUROBANK HOLDINGS (CR)	10,006.44	1.39% #	EUROBANK HOLDINGS (CR)	4,615,235	1.39% #
OTE (CR)	7,886.41	-0.21% ☹	ALPHA SERVICES HOLD (CR)	4,484,151	0.21% #
PIRAEUS FINANCIAL HOLD (CR)	7,755.30	1.27% #	PIRAEUS FINANCIAL HOLD (CR)	1,999,500	1.27% #
ALPHA SERVICES HOLD (CR)	7,527.55	0.21% #	INTRALOT (CR)	1,376,902	-1.58% ☹
NATIONAL BANK (CR)	7,260.29	1.22% #	NATIONAL BANK (CR)	885,549	1.22% #
METLEN ENERGY & METALS (CR)	6,801.04	1.58% #	OTE (CR)	560,541	-0.21% ☹
OPAP (CR)	3,807.11	0.38% #	ELLAKTOR (CR)	510,333	0.00% ↔
JUMBO SA (CR)	2,728.92	0.24% #	HELLENIQ ENERGY (CR)	289,350	1.55% #
MOTOR OIL (CR)	2,647.80	1.32% #	OPAP (CR)	241,910	0.38% #
PPC (CR)	2,505.77	1.14% #	PPC (CR)	218,510	1.14% #

Note: Stocks that are not included in the "Under Supervision" category, and the transactions value is more than 10,000 €.

Derivatives Summary

	Number of Trades	Volume	Open Interest
Index Futures	331	2,448	5,830
FTSE/Athex Banks	0	0	1,218
FTSE/Athex Large Cap	329	2,442	4,589
MSCI GREECE REBASED	2	6	23
Stock Futures	955	11,715	461,294
ADMIE (IPTO) HOLDING S.A. (CR)	19	74	23,463
AEGEAN AIRLINES (CR)	20	97	3,872
ALPHA SERVICES HOLD (CR)	123	3,282	164,890
ATHENS INTL AIRPORT (CR)	2	10	1,075
AUTOHELLAS SA (CR)	0	0	160
AVAX S.A. (CR)	1	3	655
CC HBC AG (CR)	3	12	128
CENERGY HOLDINGS (CB)	7	39	3,735
ELLAKTOR (CR)	20	59	3,661
ELVALHALCOR (CR)	3	9	4,712
EUROBANK HOLDINGS (CR)	100	1,915	17,197
EYDAP S.A. (CR)	1	1	4,445
FOURLIS (CR)	12	28	1,140
GEK TERNA (CR)	39	211	14,779
HELLENIC EXCHANGES-A.S.E. (CR)	40	301	5,760
HELLENIQ ENERGY (CR)	61	346	5,463
INTRACOM HOLDINGS (CR)	9	28	7,819
INTRAKAT (CR)	6	10	2,420
JUMBO SA (CR)	10	16	380
LAMDA DEVELOPMENT SA (CR)	6	38	6,863
METLEN ENERGY & METALS (CR)	15	34	5,279
MIG (CR)	0	0	98
MOTOR OIL (CR)	31	110	2,879
NATIONAL BANK (CR)	100	684	17,851
OPAP (CR)	6	18	1,922
OPTIMA BANK (CR)	0	0	71
OTE (CR)	14	43	4,841
P.P.A. S.A. (CR)	0	0	80
PIRAEUS FINANCIAL HOLD (CR)	217	3,966	97,655
PPC (CR)	54	203	31,337
QUEST HOLDINGS (CR)	0	0	184
TERNA ENERGY (CR)	4	42	22,009
TITAN CEMENT (CB)	0	0	344
VIOHALCO SA/NV (CB)	32	136	4,127
Index Options	9	94	1,262
FTSE/Athex Large Cap	9	94	1,262
Stock Options	1	50	470
ALPHA SERVICES HOLD (CR)	0	0	0
NATIONAL BANK (CR)	0	0	4
OPAP (CR)	0	0	125
OTE (CR)	0	0	88
PIRAEUS FINANCIAL HOLD (CR)	1	50	70
PPC (CR)	0	0	183
Total Derivatives Traded	1,296	14,307	468,856

Shares' Notes

Code	Note text
()	- Adjusted dividends.
*	- Last adjusted closing price.
[1]	- Net dividends.
[2]	- The "Date of Last Coupon" for New listings refers to the date company's stocks started to trade in Athex
[3]	- The Company Market Value is referred to the number of outstanding shares
[4]	- Sectors codification can be found in Appendix A
[5]	- The Market Value refers to the total number of shares listed (including their several classes) in the exchange by the company.
[6]	- P/E greater than 100
[7]	- Last view of the Order Book before the end of the trading session
[8]	- All Blocks Methods' Transactions Value are included.
4750	- Transfer to the Under Surveillance Category from 8/4/2011.
4955	- Transfer to the Surveillance Category as from 5/4/2013.
5093	- Transfer to the Surveillance Category as of 8/4/2015.
5141	- Transfer to the Surveillance Category as of 10/05/2017.
5160	- Transfer to the Surveillance Category as of 15/04/2016.
5165	- Transfer to the Surveillance Category as of 15/02/2018.
5193	- Transfer to the Surveillance Category as of 25/10/2018.
5197	- Transfer to the Surveillance Category as of 07/11/2018.
5232	- Transfer to the Under Surveillance Category from 08/04/2011.
5233	- Suspension of trading as of 13/05/2020.
5248	- Transfer to the Surveillance Category as of 06/09/20116.
5253	- Transfer to the Surveillance Category as of 14/5/2021.
5275	- Transfer to the Surveillance Category as of 09/07/2020.
5277	- Suspension of trading as of 02/05/2023.
5278	- Suspension of trading as of 03/05/2023.

Securities Blocks Details

Securities	Block Volume	Price	Block Trade Value	Time of approval	Note
OTE (CR)	50,000	14.02	701,000.00	12:29:04	20
EUROBANK HOLDINGS (CR)	150,000	2.14	321,600.00	12:51:18	20
ALPHA SERVICES HOLD (CR)	200,000	1.67	334,000.00	13:45:25	20
METLEN ENERGY & METALS (CR)	14,597	35.44	517,317.68	14:37:42	20
ALPHA SERVICES HOLD (CR)	200,000	1.68	336,400.00	14:38:48	20
ALPHA SERVICES HOLD (CR)	300,000	1.69	505,860.00	15:28:51	20

Blocks Notes

9 - Method 6-1 / Special Fees

10 - Method 6-1 / Special Fees, SDS

14 - Method 6-3 / Settlement, Incomplete Buy and Sell

18 - Method 6-2 / SPOT 1

19 - Method 6-2 / SPOT 2

20 - Method 6-1 and Method 6-1 Same Day Settlement

21 - Other Pre-agreed

Shares Rights Details

Occured date	Exercise from	Exercise until	Trading until	Rights	Price min	Price max	Closing price	Last Bid	Last Ask	Volume	Trades	Transactions Value
--------------	---------------	----------------	---------------	---------------	-----------	-----------	---------------	----------	----------	--------	--------	--------------------

No Rights Transactions.

Forced Sales Details

Securities	Category of Security	Transactions Volume	Number of Trades	Transactions Value	Note
No Forced Transactions.					

Forced Sales Notes

- 1 - Compulsory Public Forced Sales
- 2 - Forced Sales of Fixed Registered Shares
- 3 - Forced Sales of Remaining Fractional Shares

Exchange Traded Funds (ETFs) Characteristics

	Transactions Date (T)	Creation / Redemption	Units (T-1)	New Units (T-1)	Redemption Units (T-1)	Units (T) [1]	Fund Assets [2]	Net Unit Price	Dividend per Unit	Dividend Date
ALPHA ETF FTSE Athex Large Cap	19/07/2024	5,000	971,502	---	---	971,502	34,144,090.00	35.1457	1.35	01/07/2024

ETFs Notes

[1] - Units (T) = Units (T-1) + New Units (T-1) - Redemption Units (T-1)

[2] - The Creation / Redemption Units of T-1 are included.

Non Convertible Corporate Bonds - Regulated Market

Num Listed Bonds	Nominal price	Issue price	Today's Rate	Exp. Date	Duration (years)	Note	Coupon		Trading Unit	Corporate Bonds	Accrued Int.	Yield.T.Mat	Price min	Price max	Closing price	Previous closing price/date	Volume	Transactions Value	Last order		ear min	Year max		
							Common	Preferred											Price	Buy / Sell			Date	
230,000	1,000.00	1,000.00	4.70	12/07/2029	7	---	5	---	1	LAMDA DEVELOPMENT S.A. (Non convertible)	1.4361	4.3500	99.5000	100.0000	99.7143	99.5340	18/07/2024	7,000	6,990.05	99.2500	B	19/07/2024	97.0000	101.2000
320,000	1,000.00	1,000.00	3.40	21/07/2027	7	---	8	---	1	LAMDA DEVELOPMENT S.A. (Non Convertible)	---	4.5030	94.9411	96.0000	95.3811	96.3990	18/07/2024	74,000	70,588.98	95.5100	B	19/07/2024	92.0000	97.1500
200,000	1,000.00	1,000.00	2.10	27/10/2027	7	---	8	---	1	O.P.A.P. S.A. (Non Convertible)	4.9583	3.7530	94.2400	95.1000	94.2400	94.8000	18/07/2024	17,000	16,152.89	94.2400	B	19/07/2024	90.5800	95.1000
200,000	1,000.00	1,000.00	1.90	23/03/2028	7	---	7	---	1	MOTOR OIL CORINTH REFINERIES SA (Non Convertible)	6.2806	3.9060	92.5000	92.7000	92.6525	92.6020	18/07/2024	21,000	19,588.91	92.5000	B	19/07/2024	90.5000	93.0000
100,000	1,000.00	1,000.00	2.70	25/05/2026	5	---	7	---	1	COSTAMARE PARTICIPATIONS PLC (Non Convertible)	4.2750	4.2750	95.7000	97.0000	96.6250	95.8540	18/07/2024	91,000	87,758.72	95.7200	B	19/07/2024	94.2567	97.0000
300,000	1,000.00	1,000.00	2.30	20/07/2028	7	---	6	---	1	PRODEA REIC S.A.(Non Convertible)	---	5.0080	89.5601	90.0000	89.6801	89.5500	18/07/2024	8,000	7,187.51	89.5601	B	19/07/2024	86.1234	92.3500
150,000	1,000.00	1,000.00	2.65	22/10/2026	5	---	6	---	1	CPLP SHIPPING HOLDINGS PLC (Non Convertible)	6.7722	4.7300	94.3010	95.0000	94.9782	95.0000	18/07/2024	64,000	61,219.44	93.6100	S	19/07/2024	93.0000	95.1567
250,000	1,000.00	1,000.00	2.45	16/11/2028	7	---	6	---	1	ELVALHALCOR S.A. (Non Convertible)	4.6278	4.4410	91.5728	92.9900	91.6000	92.0000	18/07/2024	53,000	49,024.63	91.6000	B	19/07/2024	88.4206	93.3241
120,000	1,000.00	1,000.00	2.65	06/12/2028	7	---	6	---	1	NOVAL PROPERTY REIC (Non Convertible)	3.4597	4.3430	92.5500	92.6000	92.5500	92.8500	18/07/2024	33,000	30,668.67	92.5500	B	19/07/2024	88.5000	94.2749
500,000	1,000.00	1,000.00	2.75	03/07/2027	7	---	9	---	1	GEK TERNA S.A. (Non Convertible)	1.5278	4.3680	94.0440	94.5000	94.4068	93.8130	18/07/2024	70,000	66,191.67	94.0600	B	19/07/2024	91.5500	94.9369
100,000	1,000.00	1,000.00	2.95	11/02/2027	5	---	5	---	1	SAFE BULKERS PARTICIPATIONS PLC (Non Convertible)	13.2750	5.8440	92.5000	92.5001	92.5000	92.5010	18/07/2024	37,000	34,716.18	92.5000	B	19/07/2024	92.0000	97.0000
175,000	1,000.00	1,000.00	3.40	26/07/2024	5	---	10	---	1	ATTICA HOLDINGS S.A. (Non Convertible)	16.9056	33.8230	---	---	---	99.3000	17/07/2024	---	---	99.3010	B	19/07/2024	98.5000	99.8400
100,000	1,000.00	1,000.00	4.40	26/07/2029	7	---	4	---	1	CPLP SHIPPING HOLDINGS PLC (Non Convertible)	21.8778	4.6880	97.1100	97.1100	97.1100	97.1040	18/07/2024	2,000	1,985.96	95.1100	B	19/07/2024	95.0948	100.2438
199,375	1,000.00	1,000.00	3.60	12/03/2026	7	---	11	---	1	AEGEAN AIRLINES S.A. (Non Convertible)	13.3000	3.5590	98.0000	98.9675	98.9675	99.0000	17/07/2024	57,000	56,732.51	98.0500	B	19/07/2024	97.1458	99.3000
150,000	1,000.00	1,000.00	2.60	22/10/2026	7	---	10	---	1	TERNA ENERGY FINANCE S.A. (Non Convertible)	6.6444	3.9170	95.0000	96.2000	96.2000	96.2000	18/07/2024	84,000	80,889.16	95.9000	B	19/07/2024	92.8293	96.2000
100,000	1,000.00	1,000.00	5.50	15/12/2028	5	---	2	---	1	IDEAL HOLDINGS S.A. (Non Convertible)	5.5000	5.0570	100.5000	102.5000	101.0058	102.5940	18/07/2024	274,000	278,262.84	100.6000	B	19/07/2024	100.6502	104.1000
200,000	1,000.00	1,000.00	4.25	23/01/2029	5	---	1	---	1	AUTOHELLAS S.A. (Non Convertible)	---	4.2900	99.4000	99.7500	99.5000	99.5010	18/07/2024	58,000	57,710.00	99.1100	B	19/07/2024	97.5000	101.0000
130,000	1,000.00	1,000.00	6.00	27/02/2029	5	---	1	---	1	INTRALOT S.A. (Non Convertible)	24.5000	5.6880	100.5000	101.0000	100.6537	100.8200	16/07/2024	21,000	21,651.78	100.4500	B	19/07/2024	100.0050	101.9000

Corporate Bonds Notes

Transactions Volume = (Pieces) * (Nominal Price). Transactions Value = (Pieces) * (Nominal Price) * (price %) + (Accrued interest).

The price of a Bond is stated as a percentage (%) of Bond's Nominal Price.

Nominal Price in Euros (€), except if it is noted differently.

Non Convertible Corporate Bonds - Regulated Market

Num Listed Bonds	Nominal price	Issue price	Today's Rate	Exp. Date	Duration (years)	Note	Coupon		Trading Unit	Corporate Bonds	Accrued Int.	Yield.T.Mat	Price min	Price max	Closing price	Previous closing price/date	Volume	Transactions Value	Last order		ear min	Year max		
							Common	Preferred											Price	Buy / Sell			Date	
100,000	1,000.00	1,000.00	2.80	25/01/2027	5	---	5	---	1	PREMIA S.A. (Non Convertible)	14.0000	5.3100	93.5010	93.5500	93.5108	93.4900	17/07/2024	25,000	23,727.70	93.5050	B	19/07/2024	90.9974	97.8048
500,000	1,000.00	1,000.00	4.00	10/07/2030	7	---	3	---	1	METLEN ENERGY & METALS S.A. (Non Convertible)	1.4444	3.8430	99.8100	100.0400	99.9824	99.8530	18/07/2024	248,000	248,308.83	99.8000	B	19/07/2024	98.3001	100.6000
120,000	1,000.00	1,000.00	3.95	04/04/2025	7	---	13	---	1	GEK TERNA S.A. (Non Convertible)	12.0694	3.5190	99.6000	99.7000	99.6800	99.9900	17/07/2024	55,000	55,487.82	96.5000	B	19/07/2024	98.6000	100.1000
300,000	1,000.00	1,000.00	2.30	14/12/2028	7	---	6	---	1	GEK TERNA S.A. (Non Convertible)	2.4917	5.0120	88.5000	89.8099	88.9890	88.3150	17/07/2024	14,000	12,493.34	88.5100	B	19/07/2024	86.5021	90.9000

Corporate Bonds Notes

Transactions Volume = (Pieces) * (Nominal Price). Transactions Value = (Pieces) * (Nominal Price) * (price %) + (Accrued interest).

The price of a Bond is stated as a percentage (%) of Bond's Nominal Price.

Nominal Price in Euros (€), except if it is noted differently.

Government Bonds

Number Listed Bonds	Nominal price	Today's Rate	Accrued Interest Calc	Exp. Date [1]	Duration (years)	Note	Coupons Date	Curr. coupon value	Trading Unit	Government Bonds	Price min	Price max	Closing price	Previous closing price/date	Volume	Transactions Value	Price	Last order Buy / Sell	Date
3,000,000	1,000.00	4.13	Actual/Actual	15/06/2054	30	---	15/06	4.13	1	GGB-FXD-150654-30Y-4.125-1.000	---	---	---	---	---	---	---	---	---
4,700,000	1,000.00	1.88	Actual/Actual	04/02/2035	15	---	04/02	1.88	1	GGB-FXD-040235-15Y-1.875-1.000	---	---	---	---	---	---	---	---	---
6,000,000	1,000.00	0.75	Actual/Actual	18/06/2031	10	---	18/06	0.75	1	GGB-FXD-180631-10Y-0.750-1.000	---	---	---	---	---	---	---	---	---
3,600,000	1,000.00	3.88	Actual/Actual	15/06/2028	5	---	15/06	3.88	1	GGB-FXD-150628-05Y-3.875-1.000	---	---	---	---	---	---	---	---	---
5,962,747,327	1.00	3.75	Actual/Actual	30/01/2028	10	---	/02 - 01/02 - 31/	3.75	1	GGB-FXD-300128-10Y-3.750-1.000	---	---	---	85.4610 13/07/2018	---	---	1.0000	B	28/11/2018
7,067,309,386	1.00	3.90	Actual/Actual	30/01/2033	15	---	/02 - 01/02 - 31/	3.90	1	GGB-FXD-300133-15Y-3.900-1.000	---	---	---	78.6730 13/07/2018	---	---	1.0000	B	28/11/2018
5,622,848,349	1.00	4.00	Actual/Actual	30/01/2037	19	---	/02 - 01/02 - 31/	4.00	1	GGB-FXD-300137-19Y-4.000-1.000	---	---	---	77.0370 13/07/2018	---	---	1.0000	B	28/11/2018
5,476,770,669	1.00	4.20	Actual/Actual	30/01/2042	24	---	/02 - 01/02 - 31/	4.20	1	GGB-FXD-300142-24Y-4.200-1.000	---	---	---	77.7640 13/07/2018	---	---	1.0000	B	28/11/2018
4,450,000	1,000.00	3.38	Actual/Actual	15/06/2034	10	---	15/06	3.38	1	GGB-FXD-150634-10Y-3.375-1.000	---	---	---	---	---	---	---	---	---
40,248,141	1.00	4.30	Actual/Actual	24/02/2025	13	---	24/02	4.30	1	GGB-FXD-240225-13Y-2.000-1.000	---	---	---	10.0000 22/06/2015	---	---	---	---	---
59,586,043	1.00	4.30	Actual/Actual	24/02/2026	14	---	24/02	4.30	1	GGB-FXD-240226-14Y-2.000-1.000	---	---	---	10.0000 22/06/2015	---	---	---	---	---
41,118,344	1.00	4.30	Actual/Actual	24/02/2027	15	---	24/02	4.30	1	GGB-FXD-240227-15Y-2.000-1.000	---	---	---	10.0000 22/06/2015	---	---	---	---	---
45,137,734	1.00	4.30	Actual/Actual	24/02/2028	16	---	24/02	4.30	1	GGB-FXD-240228-16Y-2.000-1.000	---	---	---	10.0000 22/06/2015	---	---	---	---	---
61,768,888	1.00	4.30	Actual/Actual	24/02/2029	17	---	24/02	4.30	1	GGB-FXD-240229-17Y-2.000-1.000	---	---	---	10.0000 22/06/2015	---	---	---	---	---
54,567,744	1.00	4.30	Actual/Actual	24/02/2030	18	---	24/02	4.30	1	GGB-FXD-240230-18Y-2.000-1.000	---	---	---	10.0000 22/06/2015	---	---	---	---	---
37,541,515	1.00	4.30	Actual/Actual	24/02/2031	19	---	24/02	4.30	1	GGB-FXD-240231-19Y-2.000-1.000	---	---	---	10.0000 22/06/2015	---	---	---	---	---
37,558,317	1.00	4.30	Actual/Actual	24/02/2032	20	---	24/02	4.30	1	GGB-FXD-240232-20Y-2.000-1.000	---	---	---	10.0000 22/06/2015	---	---	---	---	---
37,473,732	1.00	4.30	Actual/Actual	24/02/2033	21	---	24/02	4.30	1	GGB-FXD-240233-21Y-2.000-1.000	---	---	---	10.0000 22/06/2015	---	---	---	---	---
33,888,293	1.00	4.30	Actual/Actual	24/02/2034	22	---	24/02	4.30	1	GGB-FXD-240234-22Y-2.000-1.000	---	---	---	10.0000 22/06/2015	---	---	---	---	---
35,177,800	1.00	4.30	Actual/Actual	24/02/2035	23	---	24/02	4.30	1	GGB-FXD-240235-23Y-2.000-1.000	---	---	---	10.0000 22/06/2015	---	---	---	---	---
35,547,268	1.00	4.30	Actual/Actual	24/02/2036	24	---	24/02	4.30	1	GGB-FXD-240236-24Y-2.000-1.000	---	---	---	10.0000 22/06/2015	---	---	---	---	---
40,246,306	1.00	4.30	Actual/Actual	24/02/2037	25	---	24/02	4.30	1	GGB-FXD-240237-25Y-2.000-1.000	---	---	---	10.0000 22/06/2015	---	---	---	---	---
37,643,952	1.00	4.30	Actual/Actual	24/02/2038	26	---	24/02	4.30	1	GGB-FXD-240238-26Y-2.000-1.000	---	---	---	10.0000 22/06/2015	---	---	---	---	---
36,977,100	1.00	4.30	Actual/Actual	24/02/2039	27	---	24/02	4.30	1	GGB-FXD-240239-27Y-2.000-1.000	---	---	---	10.0000 22/06/2015	---	---	---	---	---
41,615,000	1.00	4.30	Actual/Actual	24/02/2040	28	---	24/02	4.30	1	GGB-FXD-240240-28Y-2.000-1.000	---	---	---	10.0000 22/06/2015	---	---	---	---	---
42,227,208	1.00	4.30	Actual/Actual	24/02/2041	29	---	24/02	4.30	1	GGB-FXD-240241-29Y-2.000-1.000	---	---	---	10.0000 22/06/2015	---	---	---	---	---
68,288,487	1.00	4.30	Actual/Actual	24/02/2042	30	---	24/02	4.30	1	GGB-FXD-240242-30Y-2.000-1.000	---	---	---	10.0000 22/06/2015	---	---	---	---	---
4,000,000	1,000.00	3.88	Actual/Actual	12/03/2029	10	---	12/03	3.88	1	GGB-FXD-120329-10Y-3.875-1.000	---	---	---	---	---	---	100.0000	B	15/10/2019
4,500,000	1,000.00	0.00	Actual/Actual	12/02/2026	5	---	12/02	0.00	1	GGB-FXD-120226-05Y-3.000-1.000	---	---	---	---	---	---	---	---	---
2,209,163	1,000.00	3.38	Actual/Actual	15/02/2025	7	---	15/02	3.38	1	GGB-FXD-150225-07Y-3.375-1.000	---	---	---	---	---	---	---	---	---
964,000	1,000.00	3.25	Actual/Actual	20/03/2025	6	---	20/03	3.25	1	GGB-FXD-200325-06Y-3.250-1.000	---	---	---	---	---	---	---	---	---
2,100,000	1,000.00	3.55	Actual/Actual	20/03/2026	7	---	20/03	3.55	1	GGB-FXD-200326-07Y-3.550-1.000	---	---	---	---	---	---	---	---	---
5,500,000	1,000.00	1.50	Actual/Actual	18/06/2030	10	---	18/06	1.50	1	GGB-FXD-180630-10Y-1.500-1.000	---	---	---	---	---	---	---	---	---
3,500,000	1,000.00	4.38	Actual/Actual	18/07/2038	15	---	18/07	4.38	1	GGB-FXD-180738-15Y-4.375-1.000	---	---	---	---	---	---	---	---	---

Government Bonds Notes

Transactions Volume = (Pieces) * (Nominal Price). Transactions Value = (Pieces) * (Nominal Price) * (price %) + (Accrued interest).

The Value of current coupon for the issues with NV 0.01 euro refers to NV 100 euros

FLR: Floating Interest Rate.

[1] - The Expiration Date of the interest bearing period and the Date for coupon payment.

Government Bonds

Number Listed Bonds	Nominal price	Today's Rate	Accrued Interest Calc	Exp. Date [1]	Duration (years)	Note	Coupons Date	Curr. coupon value	Trading Unit	Government Bonds	Price min	Price max	Closing price	Previous closing price/date	Volume	Transactions Value	Price	Last order Buy / Sell	Date
40,000	1,000.00	4.67	FLR	Actual/360	18/09/2024	1	---	18/09 - 19/03	---	1	GGB-FLT-180924-01Y-4.670-1.000	---	---	---	---	---	---	---	---
5,364,250	1,000.00	3.25		Actual/Actual	20/03/2050	30	---	20/03	3.25	1	GGB-FXD-200350-30Y-3.250-1.000	---	---	---	---	---	---	---	---
3,924,361	1,000.00	2.00		Actual/Actual	22/04/2027	7	---	22/04	2.00	1	GGB-FXD-220427-07Y-2.000-1.000	---	---	---	---	---	99.9000	B	22/04/2020
2,500,000	1,000.00	1.88		Actual/Actual	23/07/2026	7	---	23/07	1.88	1	GGB-FXD-230726-07Y-1.875-1.000	---	---	---	---	---	---	---	---
4,900,000	1,000.00	4.25		Actual/Actual	15/06/2033	10	---	15/06	4.25	1	GGB-FXD-150633-10Y-4.250-1.000	---	---	---	---	---	---	---	---
3,500,000	1,000.00	1.88		Actual/Actual	24/01/2052	30	---	24/01	1.88	1	GGB-FXD-240152-30Y-1.875-1.000	---	---	---	---	---	---	---	---
3,700,000	1,000.00	1.75		Actual/Actual	18/06/2032	10	---	18/06	1.75	1	GGB-FXD-180632-10Y-1.750-1.000	---	---	---	---	---	---	---	---
2,200,000	1,000.00	1.13	FLR	Actual/360	15/12/2027	5	---	- 15/12 - 15/03 -	---	1	GGB-FLT-151227-05Y-1.130-1.000	---	---	---	---	---	102.1600	B	30/12/2022

Government Bonds Notes

Transactions Volume = (Pieces) * (Nominal Price). Transactions Value = (Pieces) * (Nominal Price) * (price %) + (Accrued interest).

The Value of current coupon for the issues with NV 0.01 euro refers to NV 100 euros

FLR: Floating Interest Rate.

[1] - The Expiration Date of the interest bearing period and the Date for coupon payment.

Treasury Bills & Zero Coupon Government Bonds

Issue Date	13-Week Maturity									26-Week Maturity									52-Week Maturity								
	Exp. Date	Initial Rate	Num Listed Bonds	Nominal price	Issue price	Last Trade Price	Last Trade Date	Volume Traded	Note	Exp. Date	Initial Rate	Num Listed Bonds	Nominal price	Issue price	Last Trade Price	Last Trade Date	Volume Traded	Note	Exp. Date	Initial Rate	Num Listed Bonds	Nominal price	Issue price	Last Trade Price	Last Trade Date	Volume Traded	Note
08/09/2023	---	---	---	---	---	---	---	---	---	---	---	---	---	---	---	---	---	---	06/09/2024	3.81	812,500	1,000.00	962.90	---	---	---	---
08/12/2023	---	---	---	---	---	---	---	---	---	---	---	---	---	---	---	---	---	---	06/12/2024	3.70	600,000	1,000.00	963.90	---	---	---	---
08/03/2024	---	---	---	---	---	---	---	---	---	---	---	---	---	---	---	---	---	---	07/03/2025	3.73	812,500	1,000.00	963.70	---	---	---	---
07/06/2024	---	---	---	---	---	---	---	---	---	---	---	---	---	---	---	---	---	---	06/06/2025	3.34	600,000	1,000.00	967.30	---	---	---	---

Bonds in Circulation	Currency / Min nominal traded Value	Coupons Payment Date	Current Coupon Value	Note	Coupon	Trading Unit	Issue Date	Duration (years)	Today's Interest	A.I.C in days	Bonds	Last price of previous days		Last Outcry in Cash (euro)		Trades in Pieces	Life min	Life Max	
												Price	Buy / Sell	Price	Buy / Sell				
Corporate Bonds in Foreign Currency and Euro																			
103,746	GBP / 10	01/12	0.25	---	65	1	01/12/1930	98	2.5	360	National Mortgage Bank	2.27	05/02/1996	2.27	S	05/02/1996	---	2.27	2.27
0	GBP / 10	01/12	0.25	---	67	1	01/12/1928	100	2.5	360	National Mortgage Bank	---	---	---	---	---	---	---	---

Government Bonds Notes

A.I.C: Accrued Interest Calculation base.

FLR: Floating Interest Rate.

The minimum tradeable Nominal Value for all Demeterialised Government Titles is 100 Euros.

(μφρ-0)

Athex & ATHEXClear Members List

Member Name				Stock Market			Derivatives Market		ATHEXClear Member	
	Address	Phone	Fax	Market Member	Remote Member	Market Maker	Proprietary	Market Maker	General Clearing	Direct Clearing
A. SARRIS SECURITIES S.A.				a						
6, ΔΡΑΓΑΤΣΑΝΙΟΥ 6 ΑΘΗΝΑ	2103367700									
ΑΕΟΝIC SECURITIES C.I.F. P.L.C.				a						
, ΛΑΪΟΥ 6, ΓΡ. 301B, ANNA COURT	35725337600									
ALPHA BANK S.A.									a	
, ΣΤΑΔΙΟΥ 40 ΑΘΗΝΑ	2103260000									
ALPHA FINANCE INVESTMENT SERVICES SINGLE MEMBER SA				a		a	a	a		a
5, ΠΑΝΕΠΙΣΤΗΜΙΟΥ 45 ΑΘΗΝΑ	2103677400									
ARGUS STOCKBROKERS LTD				a	a		a			
25, 25 ΛΕΩΦΟΡΟΣ ΔΗΜΟΣΘΕΝΗ ΣΕΒΕΡΗ	0035722717000									
ATHLOS CAPITAL INVESTMENT SERVICES LTD					a					
, 17 STASINOU AVENUE, BEDIZIA TOWER, 6TH & 7TH FL.	35722110777									
ATLANTIC SECURITIES LTD				a	a					
37, ΠΡΟΔΡΟΜΟΥ 37	0035722445400									
AXON SECURITIES S.A.				a			a			
48, ΣΤΑΔΙΟΥ 48 ΑΘΗΝΑ	2103363800									
BETA SECURITIES S.A.				a		a	a			a
29, ΑΛΕΞΑΝΔΡΑΣ 29 ΑΘΗΝΑ	210 6478900									
BNP PARIBAS S.A.									a	
, ΛΑΜΨΑΚΟΥ 2 ΑΘΗΝΑ	2107468525									
BOFA SECURITIES EUROPE SA				a	a					
, 51 RUE LA BOÉTIE	+33 153655555									
CAPITAL SECURITIES S.A.				a			a			
58, ΜΗΤΡΟΠΟΛΕΩΣ 58 ΑΘΗΝΑ	2103369700									
CITIGROUP GLOBAL MARKETS EUROPE AG				a	a					
16, REUTERWEG 16	+49 691366-0									
CITIGROUP GLOBAL MARKETS LIMITED				a						
1, 33 CANADA SQUARE - CANARY WHARF	+44 02079864000									
CREDIT SUISSE BANK (EUROPE), S.A.				a						
, CALLE AYALA 42, 3A PLANTA-B MADRID	+34917916000									
CREDIT SUISSE SECURITIES (EUROPE) LIMITED				a						
1, ONE CABOT SQUARE LONDON	+44 2078888888									
CYCLOS SECURITIES S.A.				a			a			
39, ΧΑΡΙΛΑΟΥ ΤΡΙΚΟΥΠΗ 6-8-10 ΑΘΗΝΑ	2103364300									
DEUTSCHE BANK S.A.					a					
1, GREAT WINCHESTER STREET LONDON	+44 20 754 54209	00441133361437								
EUROBANK EQUITIES INVESTMENT FIRM SINGLE MEMBER SA				a		a	a	a		a
, ΦΙΛΕΛΗΝΩΝ 10 & ΞΕΝΟΦΩΝΤΟΣ 13 ΑΘΗΝΑ	2103720425									
EUROBANK S.A.									a	
, ΟΘΩΝΟΣ 8 ΑΘΗΝΑ	2144043907									
EUROCORP INVESTMENT SERVICES S.A.				a			a			a
14, ΠΛ.ΦΙΛΙΚΗΣ ΕΤΑΙΡΕΙΑΣ 14 ΑΘΗΝΑ	2107263600									
EUROTRUST INVESTMENT FIRM SA				a						
113, ΣΕΒΑΣΤΟΥΠΟΛΕΩΣ 113 ΑΘΗΝΑ	2103363100									
EUROXX SECURITIES S.A.				a		a	a	a		a
7, ΠΑΛΑΙΟΛΟΓΟΥ ΧΑΛΑΝΔΡΙ	(210)-6879400	(210)-6879401								
7, ΠΑΛΕΟΛΟΓΟΥ ΧΑΛΑΝΔΡΙ	+30 2106879400	210-6879401								
FREEDOM FINANCE EUROPE LTD				a	a					
, ΧΡΙΣΤΑΚΗ ΚΡΑΝΟΥ 20	035725257786									
G. A. PERVANAS SECURITIES- INVESTMENT SERVICES S.A.				a						
7-9, ΣΟΦΟΚΛΕΟΥΣ 7-9 ΑΘΗΝΑ	2103727200									
GLOBAL CAPITAL SECURITIES & FINANCIAL SERVICES LTD				a	a					
50, ΛΑΡΧΙΕΠΙΣΚΟΠΟΥ ΜΑΚΑΡΙΟΥ Γ50	0035722710710									
GREENPOST TRADING EUROPE LTD				a	a	a				
, ΚΙΜΩΝΟΣ 3, ACROPOLIS MANSIONS, 2ND FLOOR, FLAT/OFFICE 202	035722521389									
HELLENIC AMERICAN SECURITIES S.A.				a		a	a			a
27, ΑΝΔΡΕΑ ΠΑΠΑΝΔΡΕΟΥ 27 ΜΑΡΟΥΣΙ	2103311100									
HELLENIC BANK (INVESTMENTS) LTD					a					
, ΑVE.ΚΥΡΙΑΚΟΥ ΜΑΤΣΙ 31 - ΡΟ ΒΟΧ 24747 ΝΙΟΣΙΑ	+357 22500100	357 22500110								
HSBC CONTINENTAL EUROPE									a	
109-111, ΑΜΕΣΟΓΕΙΩΝ 109-111	2106960000									
INDEX SECURITIES S.A.				a						
6, ΔΡΑΓΑΤΣΑΝΙΟΥ 6 ΑΘΗΝΑ	2103213920									

Athex & ATHEXClear Members List

Member Name	Stock Market			Derivatives Market		ATHEXClear Member				
	Address	Phone	Fax	Market Member	Remote Member	Market Maker	Proprietary	Market Maker	General Clearing	Direct Clearing
J. CHR. MAVRIKIS SECURITIES S.A.				a						
5, ΣΟΦΟΚΛΕΟΥΣ 5 ATHINA	2103216730									
KAPPA SECURITIES S.A.				a			a			
15, ΒΑΛΑΩΡΙΤΟΥ 15 ATHINA	2103678600									
KARAMANOF SECURITIES & INVESTMENT SERVICES S.A.				a						
2, ΠΛ.ΑΓ.ΘΕΟΔΩΡΩΝ 2 ATHINA	2103212947									
LAIKI FINANCIAL SERVICES LTD					a					
26, AVE. VYRONOS NICOSIA	357 22367367	357 22718567								
LEON DEPOLAS SECURITIES S.A.				a		a	a			
1, ΧΡΗΣΤΟΥ ΛΑΔΑ 1 ATHINA	2103213276 -28									
MEGA EQUITY SECURITIES & FINANCIAL SERVICES PUBLIC LTD				a	a		a			
42-44, ΛΕΩΦ.ΓΡΙΒΑ ΔΙΓΕΝΗ 42-44	0035722711711									
MERIT SECURITIES S.A				a		a	a			a
5, ΣΟΦΟΚΛΕΟΥΣ 5 ATHINA	2141008814									
MERRILL LYNCH INTERNATIONAL				a						
2, 2 KING EDWARD STREET LONDON	+44 20276281000									
N. CHRYSOCHOIDIS STOCK BROKERAGE I.S.S.A.				a			a			a
7-9, ΣΟΦΟΚΛΕΟΥΣ 7-9 ATHINA	2103213913									
NATIONAL BANK OF GREECE S.A.				a		a	a		a	
86, ΑΙΟΛΟΥ STR. ATHINA	(210)-3341000	(210)-3228187								
68, ΑΚΑΔΙΜΙΑΣ STR. ATHINA	(210)-3328817	(210)-3328678								
NATIONAL SECURITIES SINGLE MEMBER SA				a		a	a	a		
66, ΛΕΩΦΟΡΟΣ ΑΘΗΝΩΝ 128-132 & ΙΦΙΓΕΝΙΑΣ ATHINA	2103328784									
NUNTIUS BROKERAGE AND INVESTMENT SERVICES SINGLE MEMBER S.A.				a			a			
6, ΔΡΑΓΑΤΣΑΝΙΟΥ 6 ATHINA	2103350599									
ONE PLUS CAPITAL LIMITED				a	a					
, 75 PRODROMOU AVENUE NICOSIA 1307	35722873760									
OPTIMA BANK S.A.				a		a	a	a	a	
, ΑΙΓΙΑΛΕΙΑΣ 32 & ΠΑΡΑΔΕΙΣΟΥ ΜΑΡΟΥΣΙ	210 8173000									
PANCRETA BANK S.A									a	
, ΙΚΑΡΟΥ 5	2810338746									
PANTELAKIS SECURITIES S.A.				a		a	a	a		
57, ΕΘΝΙΚΗΣ ΑΝΤΙΣΤΑΣΕΩΣ 57, ΚΤΙΠΙΟ Β CHALANDRI	2106965000									
PIRAEUS BANK S.A.				a			a		a	
, ΑΜΕΡΙΚΗΣ 4 ATHINA	2103335000									
PIRAEUS SECURITIES S. A.				a		a	a	a		a
10, ΣΤΑΔΙΟΥ 10 ATHINA	2103354100									
PROCHOICE SECURITIES LTD				a	a					
57, ΛΕΩΦ.ΣΠΥΡΟΥ ΚΥΠΡΙΑΝΟΥ 57, ΑΚΙΝΗΤΑ Φ	035724661192									
SHARELINK SECURITIES & FINANCIAL SERVICES LTD				a			a			
6, HOUSE-ΘΕΟΤΟΚΗ 6 ΜΕΓΑΡΟ ΕΛΛΗΝΑ	+357 22554200									
SOCIETE GENERALE S.A.				a	a		a			
, 17 COURS VALMY, CEDEX	+157290504									
SOLIDUS SECURITIES S.A				a			a			a
64, ΛΟΥΙΖΗΣ ΠΙΑΝΚΟΥΡ 64 ATHINA	2106900600									
ST. EM. LAVRENTAKIS SECURITIES S.A.				a						
7-9, ΣΟΦΟΚΛΕΟΥΣ 7-9 ATHINA	2103213336									
THE CYPRUS INVESTMENT & SECURITIES CORPORATION LTD				a	a					
154, 1 AG. PROKOPIOU & POSIDONOS 1ST FLOOR	0035722121700									
UBS EUROPE SE				a	a					
, OPERNTURM, BOCKENHEIMER LANDSTRASSE 2-4	496921790									
UBS LIMITED					a					
1, FINSBURY AVENUE LONDON	+44 2075687135									
VIGOR FINANCE INVESTMENT SERVICES S.A.				a			a			
, ΨΥΧΑΡΗ 14 Ν. PSYCHIKO	2106718400									

List of Stocks under Market Making operations

Securities	Market Maker	Start Market Making	Stock Category	Suspension Status
MLS MULTIMEDIA SA (CR)				
	PIRAEUS SECURITIES S. A.	01/08/2019		
ALPHA ETF FTSE Athex Large Cap			Exchange Traded Funds (ETFs)	
	ALPHA FINANCE INVESTMENT SERVICES SINGLE MEMBER SA	02/01/1900		
	NATIONAL SECURITIES SINGLE MEMBER SA	02/01/1900		
ADMIE (IPTO) HOLDING S.A. (CR)			Main Market	
	EUROBANK EQUITIES INVESTMENT FIRM SINGLE MEMBER SA	24/05/2021		
	HELLENIC AMERICAN SECURITIES S.A.	09/03/2020		
	PIRAEUS SECURITIES S. A.	29/06/2017		
AEGEAN AIRLINES (CR)			Main Market	
	EUROBANK EQUITIES INVESTMENT FIRM SINGLE MEMBER SA	22/09/2020		
ALPHA SERVICES HOLD (CR)			Main Market	
	ALPHA FINANCE INVESTMENT SERVICES SINGLE MEMBER SA	29/02/2016		
	EUROBANK EQUITIES INVESTMENT FIRM SINGLE MEMBER SA	22/10/2006		
	GREENPOST TRADING EUROPE LTD	12/06/2023		
	HELLENIC AMERICAN SECURITIES S.A.	25/07/2014		
	LEON DEPOLAS SECURITIES S.A.	04/01/2016		
	MERIT SECURITIES S.A.	03/09/2012		
	NATIONAL SECURITIES SINGLE MEMBER SA	02/01/1900		
	PIRAEUS SECURITIES S. A.	28/05/2009		
ALPHA TRUST HOLDINGS (CR)			Main Market	
	EUROBANK EQUITIES INVESTMENT FIRM SINGLE MEMBER SA	06/02/2023		
	LEON DEPOLAS SECURITIES S.A.	04/01/2021		
ALUMIL (CR)			Main Market	
	PIRAEUS SECURITIES S. A.	31/07/2023		
ANDROMEDA SA (CR)			Main Market	
	BETA SECURITIES S.A.	15/02/2021		
	OPTIMA BANK S.A.	03/04/2023		
ATHENS INTL AIRPORT (CR)			Main Market	
	PIRAEUS SECURITIES S. A.	03/06/2024		
ATTICA BANK S.A. (CR)			Main Market	
	EUROXX SECURITIES S.A.	22/01/2016		
AUSTRIACARD (CB)			Main Market	
	BETA SECURITIES S.A.	23/03/2023		
	EUROXX SECURITIES S.A.	10/06/2024		
AUTOHELLAS SA (CR)			Main Market	
	ALPHA FINANCE INVESTMENT SERVICES SINGLE MEMBER SA	01/07/2019		
	EUROXX SECURITIES S.A.	02/07/2018		
AVAX S.A. (CR)			Main Market	
	EUROBANK EQUITIES INVESTMENT FIRM SINGLE MEMBER SA	14/12/2015		
	OPTIMA BANK S.A.	04/09/2023		
	PIRAEUS SECURITIES S. A.	01/02/2021		
AVE (CR)			Main Market	
	EUROXX SECURITIES S.A.	05/06/2020		
BRIO PROPERTIES (CR)			Main Market	
	EUROBANK EQUITIES INVESTMENT FIRM SINGLE MEMBER SA	09/09/2019		
	LEON DEPOLAS SECURITIES S.A.	22/02/2021		
	PIRAEUS SECURITIES S. A.	05/02/2024		
CC HBC AG (CR)			Main Market	
	BETA SECURITIES S.A.	08/03/2021		
	NATIONAL SECURITIES SINGLE MEMBER SA	02/01/1900		
	PIRAEUS SECURITIES S. A.	04/05/2015		
CENERGY HOLDINGS (CB)			Main Market	
	ALPHA FINANCE INVESTMENT SERVICES SINGLE MEMBER SA	02/01/2016		
	EUROBANK EQUITIES INVESTMENT FIRM SINGLE MEMBER SA	02/01/2016		
	OPTIMA BANK S.A.	14/03/2022		
	PANTELAKIS SECURITIES S.A.	27/12/2022		
CNL CAPITAL (CR)			Main Market	
	MERIT SECURITIES S.A.	01/10/2018		
DIMAND (CR)			Main Market	
	ALPHA FINANCE INVESTMENT SERVICES SINGLE MEMBER SA	08/08/2022		
	EUROBANK EQUITIES INVESTMENT FIRM SINGLE MEMBER SA	08/08/2022		
	PANTELAKIS SECURITIES S.A.	15/05/2023		
EKTER SA (CR)			Main Market	
	BETA SECURITIES S.A.	26/09/2022		
	EUROBANK EQUITIES INVESTMENT FIRM SINGLE MEMBER SA	16/10/2017		
	LEON DEPOLAS SECURITIES S.A.	21/05/2018		
ELASTRON (CR)			Main Market	
	LEON DEPOLAS SECURITIES S.A.	20/02/2017		

List of Stocks under Market Making operations

Securities	Stock Category
Market Maker	Start Market Making
ELLAKTOR (CR)	Main Market
ALPHA FINANCE INVESTMENT SERVICES SINGLE MEMBER SA	18/03/2019
EUROBANK EQUITIES INVESTMENT FIRM SINGLE MEMBER SA	01/06/2012
EUROXX SECURITIES S.A.	24/09/2018
NATIONAL SECURITIES SINGLE MEMBER SA	02/01/1900
PIRAEUS SECURITIES S. A.	22/10/2018
ELTON SA (CR)	Main Market
OPTIMA BANK S.A.	30/01/2023
ELVALHALCOR (CR)	Main Market
ALPHA FINANCE INVESTMENT SERVICES SINGLE MEMBER SA	07/05/2018
BETA SECURITIES S.A.	09/01/2023
EUROBANK EQUITIES INVESTMENT FIRM SINGLE MEMBER SA	07/05/2018
EUROBANK HOLDINGS (CR)	Main Market
ALPHA FINANCE INVESTMENT SERVICES SINGLE MEMBER SA	09/01/2006
EUROBANK EQUITIES INVESTMENT FIRM SINGLE MEMBER SA	01/06/2012
GREENPOST TRADING EUROPE LTD	12/06/2023
HELLENIC AMERICAN SECURITIES S.A.	25/07/2014
LEON DEPOLAS SECURITIES S.A.	30/11/2018
MERIT SECURITIES S.A	06/11/2017
NATIONAL SECURITIES SINGLE MEMBER SA	02/01/1900
PIRAEUS SECURITIES S. A.	28/09/2009
EUROCONSULTANTS S.A. (CR)	Main Market
EUROBANK EQUITIES INVESTMENT FIRM SINGLE MEMBER SA	22/07/2014
OPTIMA BANK S.A.	01/02/2023
EYDAP S.A. (CR)	Main Market
ALPHA FINANCE INVESTMENT SERVICES SINGLE MEMBER SA	27/01/2020
EUROBANK EQUITIES INVESTMENT FIRM SINGLE MEMBER SA	10/06/2019
FOURLIS (CR)	Main Market
EUROBANK EQUITIES INVESTMENT FIRM SINGLE MEMBER SA	01/12/2016
PIRAEUS SECURITIES S. A.	06/03/2017
GEK TERNA (CR)	Main Market
BETA SECURITIES S.A.	08/03/2021
EUROBANK EQUITIES INVESTMENT FIRM SINGLE MEMBER SA	24/05/2021
PIRAEUS SECURITIES S. A.	29/08/2019
GR. SARANTIS S.A. (CR)	Main Market
BETA SECURITIES S.A.	14/05/2012
EUROBANK EQUITIES INVESTMENT FIRM SINGLE MEMBER SA	24/10/2016
PIRAEUS SECURITIES S. A.	02/04/2024
HELLENIC EXCHANGES-A.S.E. (CR)	Main Market
HELLENIC AMERICAN SECURITIES S.A.	01/09/2014
NATIONAL SECURITIES SINGLE MEMBER SA	02/01/1900
PIRAEUS SECURITIES S. A.	04/05/2015
HELLENIQ ENERGY (CR)	Main Market
ALPHA FINANCE INVESTMENT SERVICES SINGLE MEMBER SA	07/11/2023
EUROBANK EQUITIES INVESTMENT FIRM SINGLE MEMBER SA	01/11/2023
HELLENIC AMERICAN SECURITIES S.A.	14/09/2015
PIRAEUS SECURITIES S. A.	20/03/2017
IDEAL HOLDINGS (CR)	Main Market
EUROBANK EQUITIES INVESTMENT FIRM SINGLE MEMBER SA	07/06/2021
PIRAEUS SECURITIES S. A.	07/06/2021
INTERCONTINENTAL (CR)	Main Market
LEON DEPOLAS SECURITIES S.A.	03/06/2019
INTERLIFE G.C.I.(CR)	Main Market
PIRAEUS SECURITIES S. A.	22/01/2024
INTERWOOD-XYLEMPORIA (CR)	Main Market
EUROBANK EQUITIES INVESTMENT FIRM SINGLE MEMBER SA	05/07/2021
PANTELAKIS SECURITIES S.A.	01/07/2021
INTRAKAT (CR)	Main Market
BETA SECURITIES S.A.	04/10/2021
PANTELAKIS SECURITIES S.A.	10/10/2022
JUMBO SA (CR)	Main Market
BETA SECURITIES S.A.	01/02/2021
EUROBANK EQUITIES INVESTMENT FIRM SINGLE MEMBER SA	25/05/2020
GREENPOST TRADING EUROPE LTD	12/06/2023
MERIT SECURITIES S.A	06/11/2017
PIRAEUS SECURITIES S. A.	06/03/2017
KLOUKINAS - LAPPAS SA (CR)	Main Market
OPTIMA BANK S.A.	02/01/2023

List of Stocks under Market Making operations

Securities	Stock Category
Market Maker	Start Market Making
KRI-KRI S.A. (CR)	Main Market
EUROBANK EQUITIES INVESTMENT FIRM SINGLE MEMBER SA	07/05/2018
PIRAEUS SECURITIES S. A.	11/12/2023
LAMDA DEVELOPMENT SA (CR)	Main Market
EUROBANK EQUITIES INVESTMENT FIRM SINGLE MEMBER SA	08/12/2014
PANTELAKIS SECURITIES S.A.	06/11/2017
PIRAEUS SECURITIES S. A.	29/06/2017
LAMPASA HOTEL SA (CR)	Main Market
LEON DEPOLAS SECURITIES S.A.	16/01/2017
METLEN ENERGY & METALS (CR)	Main Market
ALPHA FINANCE INVESTMENT SERVICES SINGLE MEMBER SA	15/04/2019
BETA SECURITIES S.A.	11/04/2022
EUROBANK EQUITIES INVESTMENT FIRM SINGLE MEMBER SA	20/09/2017
GREENPOST TRADING EUROPE LTD	12/06/2023
MERIT SECURITIES S.A	25/02/2019
NATIONAL SECURITIES SINGLE MEMBER SA	02/01/1900
PIRAEUS SECURITIES S. A.	04/05/2015
MOTODYNAMICS S.A. (CR)	Main Market
OPTIMA BANK S.A.	25/08/2023
MOTOR OIL (CR)	Main Market
BETA SECURITIES S.A.	08/03/2021
EUROBANK EQUITIES INVESTMENT FIRM SINGLE MEMBER SA	22/10/2006
GREENPOST TRADING EUROPE LTD	12/06/2023
LEON DEPOLAS SECURITIES S.A.	01/04/2019
MERIT SECURITIES S.A	25/02/2019
NATIONAL SECURITIES SINGLE MEMBER SA	02/01/1900
PIRAEUS SECURITIES S. A.	04/05/2015
MPLE KEDROS (CR)	Main Market
OPTIMA BANK S.A.	16/10/2023
OPTIMA BANK S.A.	08/11/2023
NAFPAKTOS TEXTILE (CR)	Main Market
OPTIMA BANK S.A.	29/01/2024
NATIONAL BANK (CR)	Main Market
ALPHA FINANCE INVESTMENT SERVICES SINGLE MEMBER SA	09/01/2006
EUROBANK EQUITIES INVESTMENT FIRM SINGLE MEMBER SA	22/10/2006
GREENPOST TRADING EUROPE LTD	12/06/2023
HELLENIC AMERICAN SECURITIES S.A.	25/07/2014
LEON DEPOLAS SECURITIES S.A.	20/05/2015
MERIT SECURITIES S.A	03/09/2012
NATIONAL SECURITIES SINGLE MEMBER SA	02/01/1900
PIRAEUS SECURITIES S. A.	08/09/2008
NOVAL PROPERTY REIC (CR)	Main Market
ALPHA FINANCE INVESTMENT SERVICES SINGLE MEMBER SA	05/06/2024
PIRAEUS SECURITIES S. A.	05/06/2024
OPAP (CR)	Main Market
ALPHA FINANCE INVESTMENT SERVICES SINGLE MEMBER SA	09/01/2006
EUROBANK EQUITIES INVESTMENT FIRM SINGLE MEMBER SA	22/10/2006
GREENPOST TRADING EUROPE LTD	12/06/2023
HELLENIC AMERICAN SECURITIES S.A.	25/07/2014
MERIT SECURITIES S.A	20/03/2017
NATIONAL SECURITIES SINGLE MEMBER SA	02/01/1900
PIRAEUS SECURITIES S. A.	04/05/2015
OPTIMA BANK (CR)	Main Market
ALPHA FINANCE INVESTMENT SERVICES SINGLE MEMBER SA	12/12/2023
EUROBANK EQUITIES INVESTMENT FIRM SINGLE MEMBER SA	11/12/2023
OPTIMA BANK S.A.	06/11/2023
ORILINA PROPERTIES REIC (CR)	Main Market
EUROBANK EQUITIES INVESTMENT FIRM SINGLE MEMBER SA	11/12/2023
LEON DEPOLAS SECURITIES S.A.	11/12/2023
OTE (CR)	Main Market
ALPHA FINANCE INVESTMENT SERVICES SINGLE MEMBER SA	09/01/2006
EUROBANK EQUITIES INVESTMENT FIRM SINGLE MEMBER SA	22/10/2006
GREENPOST TRADING EUROPE LTD	12/06/2023
HELLENIC AMERICAN SECURITIES S.A.	25/07/2014
LEON DEPOLAS SECURITIES S.A.	20/04/2015
MERIT SECURITIES S.A	20/03/2017
NATIONAL SECURITIES SINGLE MEMBER SA	02/01/1900
PIRAEUS SECURITIES S. A.	08/09/2008

List of Stocks under Market Making operations

Securities	Stock Category
Market Maker	Start Market Making
P.P.A. S.A. (CR)	Main Market
EUROBANK EQUITIES INVESTMENT FIRM SINGLE MEMBER SA	06/02/2019
PAPOUTSANIS (CR)	Main Market
ALPHA FINANCE INVESTMENT SERVICES SINGLE MEMBER SA	19/11/2018
BETA SECURITIES S.A.	25/11/2013
PETROPOULOS PETROS (CR)	Main Market
EUROBANK EQUITIES INVESTMENT FIRM SINGLE MEMBER SA	01/04/2019
PANTELAKIS SECURITIES S.A.	16/03/2020
PIRAEUS FINANCIAL HOLD (CR)	Main Market
ALPHA FINANCE INVESTMENT SERVICES SINGLE MEMBER SA	15/04/2019
EUROBANK EQUITIES INVESTMENT FIRM SINGLE MEMBER SA	22/10/2006
EUROXX SECURITIES S.A.	15/02/2016
GREENPOST TRADING EUROPE LTD	12/06/2023
HELLENIC AMERICAN SECURITIES S.A.	25/07/2014
LEON DEPOLAS SECURITIES S.A.	30/11/2018
MERIT SECURITIES S.A.	16/09/2013
NATIONAL SECURITIES SINGLE MEMBER SA	02/01/1900
PIRAEUS SECURITIES S. A.	16/02/2009
PPC (CR)	Main Market
ALPHA FINANCE INVESTMENT SERVICES SINGLE MEMBER SA	09/01/2006
BETA SECURITIES S.A.	01/02/2021
EUROBANK EQUITIES INVESTMENT FIRM SINGLE MEMBER SA	22/10/2006
GREENPOST TRADING EUROPE LTD	12/06/2023
HELLENIC AMERICAN SECURITIES S.A.	01/09/2014
MERIT SECURITIES S.A.	06/11/2017
NATIONAL SECURITIES SINGLE MEMBER SA	02/01/1900
PIRAEUS SECURITIES S. A.	28/09/2009
PREMA (CR)	Main Market
BETA SECURITIES S.A.	01/06/2021
LEON DEPOLAS SECURITIES S.A.	05/12/2022
PANTELAKIS SECURITIES S.A.	23/12/2021
PROFILE SA (CR)	Main Market
OPTIMA BANK S.A.	03/04/2023
PANTELAKIS SECURITIES S.A.	01/07/2019
QUALITY & RELIABILITY SA (CR)	Main Market
OPTIMA BANK S.A.	03/01/2023
QUEST HOLDINGS (CR)	Main Market
BETA SECURITIES S.A.	26/03/2018
EUROBANK EQUITIES INVESTMENT FIRM SINGLE MEMBER SA	28/01/2019
REVOIL (CR)	Main Market
BETA SECURITIES S.A.	26/06/2023
OPTIMA BANK S.A.	15/04/2024
SIDMA STEEL (CR)	Main Market
OPTIMA BANK S.A.	25/05/2023
SPACE HELLAS SA (CR)	Main Market
MERIT SECURITIES S.A.	09/12/2022
TECHNICAL OLYMPIC SA (CR)	Main Market
BETA SECURITIES S.A.	04/04/2022
OPTIMA BANK S.A.	05/07/2023
TERNA ENERGY (CR)	Main Market
EUROBANK EQUITIES INVESTMENT FIRM SINGLE MEMBER SA	24/05/2021
PIRAEUS SECURITIES S. A.	09/12/2019
THRACE PLASTICS SA (CR)	Main Market
ALPHA FINANCE INVESTMENT SERVICES SINGLE MEMBER SA	26/03/2018
LEON DEPOLAS SECURITIES S.A.	28/03/2024
PIRAEUS SECURITIES S. A.	02/04/2024
TITAN CEMENT (CB)	Main Market
BETA SECURITIES S.A.	01/02/2021
EUROBANK EQUITIES INVESTMENT FIRM SINGLE MEMBER SA	06/11/2019
PIRAEUS SECURITIES S. A.	18/01/2021
TRADE ESTATES REIC (CR)	Main Market
EUROBANK EQUITIES INVESTMENT FIRM SINGLE MEMBER SA	08/11/2023
EUROBANK EQUITIES INVESTMENT FIRM SINGLE MEMBER SA	10/11/2023
PANTELAKIS SECURITIES S.A.	08/11/2023
PANTELAKIS SECURITIES S.A.	10/11/2023
TZIRAKIAN PROFIL (CR)	Main Market
LEON DEPOLAS SECURITIES S.A.	19/07/2021

List of Stocks under Market Making operations

Securities	Market Maker	Start Market Making	Stock Category
VIOHALCO SA/NV (CB)			Main Market
ALPHA FINANCE INVESTMENT SERVICES SINGLE MEMBER SA		11/03/2008	
EUROBANK EQUITIES INVESTMENT FIRM SINGLE MEMBER SA		04/03/2014	
MERIT SECURITIES S.A		17/03/2014	

Underlying Asset				Derivatives Market													
Price max	Price min	Closing price	change	Delivery Month	Open price	Price max	Price min	Last price	Closing price	Last Bid	Last Ask	Fixing price*	Life high	Life low	Trades	Volume	Open Interest
FTSE/Athex Large Cap (Trade Unit: 1 Index Point x 2E, Cash Settlement)																	
3,577.95	3,534.15	3,577.95	0.67%	July 2024	3,543.00	3,551.50	3,537.00	3,542.00	3,542.00	---	---	---	3,624.50	---	98	894	1,213
				August 2024	3,520.00	3,559.00	3,500.25	3,554.75	3,554.75	---	---	---	3,559.00	---	210	1,325	3,035
				September 2024	3,523.50	3,545.25	3,508.00	3,545.00	3,545.00	---	---	---	3,545.25	---	21	223	341
				December 2024	---	---	---	---	3,584.50	---	---	---	---	---	---	---	---
				March 2025	---	---	---	---	3,602.50	---	---	---	---	---	---	---	---
				June 2025	---	---	---	---	3,620.50	---	---	---	---	---	---	---	---
FTSE/Athex Banks (Trade Unit: 1 Index Point x 15E, Cash Settlement)																	
1,321.80	1,298.70	1,321.80	1.00%	September 2024	---	---	---	---	1,282.50	---	---	---	1,310.00	---	---	---	1,218
				December 2024	---	---	---	---	1,320.00	---	---	---	---	---	---	---	---
				March 2025	---	---	---	---	1,326.75	---	---	---	---	---	---	---	---
				June 2025	---	---	---	---	1,333.25	---	---	---	---	---	---	---	---
MSCI GREECE REBASED (Trade Unit: 1 Index Point x 2E, Cash Settlement)																	
5,651.76	5,565.36	5,651.76	0.93%	July 2024	5,580.00	5,580.00	5,580.00	5,580.00	5,580.00	---	---	---	5,636.00	---	1	3	3
				August 2024	---	---	---	---	5,608.75	---	---	---	---	---	---	---	---
				September 2024	5,516.00	5,516.00	5,516.00	5,516.00	5,516.00	---	---	---	5,516.00	---	1	3	---
				October 2024	---	---	---	---	5,517.75	---	---	---	5,515.50	---	---	---	10
				November 2024	---	---	---	---	5,518.25	---	---	---	5,516.00	---	---	---	10
				December 2024	---	---	---	---	5,647.75	---	---	---	---	---	---	---	---
				March 2025	---	---	---	---	5,676.25	---	---	---	---	---	---	---	---
				June 2025	---	---	---	---	5,704.50	---	---	---	---	---	---	---	---

Derivatives notes

Fixing prices and final open positions can be retrieved from the following path <http://www.helex.gr/el/web/guest/statistics-end-of-day-derivatives>

Underlying Asset				Derivatives Market													
Price max	Price min	Closing price	change	Delivery Month	Open price	Price max	Price min	Last price	Closing price	Last Bid	Last Ask	Fixing price*	Life high	Life low	Trades	Volume	Open Interest
2.29	2.225	2.275	1.34%	(Contract Size: 100 Securities, Physical Delivery)													
				September 2024	2.21	2.25	2.20	2.25	2.25	---	---		2.39	---	19	74	23,463
				December 2024	---	---	---	---	2.26	---	---		---	---	---	---	---
				March 2025	---	---	---	---	2.28	---	---		---	---	---	---	---
				June 2025	---	---	---	---	2.29	---	---		---	---	---	---	---
11.92	11.75	11.82	-0.17%	(Contract Size: 100 Securities, Physical Delivery)													
				September 2024	11.90	11.92	11.85	11.92	11.92	---	---		12.49	---	20	97	3,842
				December 2024	---	---	---	---	12.15	---	---		12.12	---	---	---	30
				March 2025	---	---	---	---	12.00	---	---		---	---	---	---	---
				June 2025	---	---	---	---	12.06	---	---		---	---	---	---	---
1.6895	1.656	1.678	0.21%	(Contract Size: 100 Securities, Physical Delivery)													
				September 2024	1.66	1.68	1.65	1.68	1.68	---	---		1.79	---	123	3,282	164,890
				December 2024	---	---	---	---	1.69	---	---		---	---	---	---	---
				March 2025	---	---	---	---	1.70	---	---		---	---	---	---	---
				June 2025	---	---	---	---	1.71	---	---		---	---	---	---	---
8	7.938	7.95	0.13%	(Contract Size: 100 Securities, Physical Delivery)													
				September 2024	8.00	8.01	8.00	8.01	8.01	---	---		8.41	---	2	10	1,075
				December 2024	---	---	---	---	8.01	---	---		---	---	---	---	---
				March 2025	---	---	---	---	8.05	---	---		---	---	---	---	---
				June 2025	---	---	---	---	8.09	---	---		---	---	---	---	---
11.68	11.56	11.6	-0.17%	(Contract Size: 100 Securities, Physical Delivery)													
				September 2024	---	---	---	---	11.04	---	---		12.13	---	---	---	160
				December 2024	---	---	---	---	11.72	---	---		---	---	---	---	---
				March 2025	---	---	---	---	11.78	---	---		---	---	---	---	---
				June 2025	---	---	---	---	11.84	---	---		---	---	---	---	---
1.432	1.398	1.42	1.00%	(Contract Size: 100 Securities, Physical Delivery)													
				September 2024	1.40	1.40	1.40	1.40	1.40	---	---		1.49	---	1	3	655
				December 2024	---	---	---	---	1.42	---	---		---	---	---	---	---
				March 2025	---	---	---	---	1.43	---	---		---	---	---	---	---
				June 2025	---	---	---	---	1.43	---	---		---	---	---	---	---
32.7	32.34	32.68	0.00%	(Contract Size: 100 Securities, Physical Delivery)													
				September 2024	32.09	32.41	32.09	32.32	32.32	---	---		32.43	---	3	12	128
				December 2024	---	---	---	---	32.96	---	---		---	---	---	---	---
				March 2025	---	---	---	---	33.13	---	---		---	---	---	---	---
				June 2025	---	---	---	---	33.29	---	---		---	---	---	---	---

Derivatives notes

Fixing prices and final open positions can be retrieved from the following path <http://www.helex.gr/el/web/guest/statistics-end-of-day-derivatives>

Underlying Asset				Derivatives Market													
Price max	Price min	Closing price	change	Delivery Month	Open price	Price max	Price min	Last price	Closing price	Last Bid	Last Ask	Fixing price*	Life high	Life low	Trades	Volume	Open Interest
CENERGY HOLDINGS (CB)				(Contract Size: 100 Securities, Physical Delivery)													
9.85	9.59	9.61	-1.64%	September 2024	9.78	9.78	9.68	9.68	9.68	---	---	---	10.03	---	7	39	3,735
				December 2024	---	---	---	---	9.85	---	---	---	---	---	---	---	---
				March 2025	---	---	---	---	9.90	---	---	---	---	---	---	---	---
				June 2025	---	---	---	---	9.95	---	---	---	---	---	---	---	---
ELLAKTOR (CR)				(Contract Size: 100 Securities, Physical Delivery)													
2.61	2.57	2.58	0.00%	September 2024	2.60	2.61	2.59	2.61	2.61	---	---	---	2.70	---	20	59	3,661
				December 2024	---	---	---	---	2.60	---	---	---	---	---	---	---	---
				March 2025	---	---	---	---	2.62	---	---	---	---	---	---	---	---
				June 2025	---	---	---	---	2.63	---	---	---	---	---	---	---	---
ELVALHALCOR (CR)				(Contract Size: 100 Securities, Physical Delivery)													
1.856	1.822	1.854	0.33%	September 2024	1.85	1.86	1.85	1.86	1.86	---	---	---	2.04	---	3	9	4,699
				December 2024	---	---	---	---	1.83	---	---	---	1.88	---	---	---	13
				March 2025	---	---	---	---	1.87	---	---	---	---	---	---	---	---
				June 2025	---	---	---	---	1.88	---	---	---	---	---	---	---	---
EUROBANK HOLDINGS (CR)				(Contract Size: 100 Securities, Physical Delivery)													
2.189	2.137	2.189	1.39%	September 2024	2.08	2.13	2.07	2.12	2.12	---	---	---	2.16	---	100	1,915	17,197
				December 2024	---	---	---	---	2.18	---	---	---	---	---	---	---	---
				March 2025	---	---	---	---	2.19	---	---	---	---	---	---	---	---
				June 2025	---	---	---	---	2.20	---	---	---	---	---	---	---	---
EYDAP S.A. (CR)				(Contract Size: 100 Securities, Physical Delivery)													
5.82	5.74	5.8	0.00%	September 2024	5.74	5.74	5.74	5.74	5.74	---	---	---	5.90	---	1	1	4,445
				December 2024	---	---	---	---	5.85	---	---	---	---	---	---	---	---
				March 2025	---	---	---	---	5.88	---	---	---	---	---	---	---	---
				June 2025	---	---	---	---	5.91	---	---	---	---	---	---	---	---
FOURLIS (CR)				(Contract Size: 100 Securities, Physical Delivery)													
3.99	3.94	3.95	-1.00%	September 2024	4.04	4.14	3.99	4.14	4.14	---	---	---	4.19	---	12	28	1,140
				December 2024	---	---	---	---	4.02	---	---	---	---	---	---	---	---
				March 2025	---	---	---	---	4.04	---	---	---	---	---	---	---	---
				June 2025	---	---	---	---	4.06	---	---	---	---	---	---	---	---
GEK TERNA (CR)				(Contract Size: 100 Securities, Physical Delivery)													
18.12	17.86	18.02	0.33%	September 2024	18.08	18.26	18.00	18.26	18.26	---	---	---	18.26	---	39	211	14,779
				December 2024	---	---	---	---	18.11	---	---	---	---	---	---	---	---
				March 2025	---	---	---	---	18.21	---	---	---	---	---	---	---	---
				June 2025	---	---	---	---	18.30	---	---	---	---	---	---	---	---

Derivatives notes

Fixing prices and final open positions can be retrieved from the following path <http://www.helex.gr/el/web/guest/statistics-end-of-day-derivatives>

Underlying Asset				Derivatives Market													
Price max	Price min	Closing price	change	Delivery Month	Open price	Price max	Price min	Last price	Closing price	Last Bid	Last Ask	Fixing price*	Life high	Life low	Trades	Volume	Open Interest
HELLENIC EXCHANGES-A.S.E. (CR)				(Contract Size: 100 Securities, Physical Delivery)													
4.8	4.705	4.765	0.21%	September 2024	4.75	4.80	4.73	4.76	4.76	---	---	---	5.25	---	40	301	5,760
				December 2024	---	---	---	---	4.80	---	---	---	---	---	---	---	---
				March 2025	---	---	---	---	4.82	---	---	---	---	---	---	---	---
				June 2025	---	---	---	---	4.84	---	---	---	---	---	---	---	---
HELLENIQ ENERGY (CR)				(Contract Size: 100 Securities, Physical Delivery)													
7.545	7.3	7.52	1.55%	September 2024	7.49	7.60	7.37	7.60	7.60	---	---	---	8.40	---	61	346	5,463
				December 2024	---	---	---	---	7.47	---	---	---	---	---	---	---	---
				March 2025	---	---	---	---	7.51	---	---	---	---	---	---	---	---
				June 2025	---	---	---	---	7.54	---	---	---	---	---	---	---	---
INTRACOM HOLDINGS (CR)				(Contract Size: 102 Securities, Physical Delivery)													
3.485	3.385	3.41	-0.29%	September 2024	3.42	3.47	3.42	3.47	3.47	---	---	---	3.55	3.27	9	28	7,819
				December 2024	---	---	---	---	3.45	---	---	---	---	---	---	---	---
				March 2025	---	---	---	---	3.47	---	---	---	---	---	---	---	---
				June 2025	---	---	---	---	3.48	---	---	---	---	---	---	---	---
INTRAKAT (CR)				(Contract Size: 100 Securities, Physical Delivery)													
5.05	4.95	4.995	0.20%	September 2024	5.00	5.03	4.99	4.99	4.99	---	---	---	5.20	---	6	10	2,420
				December 2024	---	---	---	---	5.03	---	---	---	---	---	---	---	---
				March 2025	---	---	---	---	5.05	---	---	---	---	---	---	---	---
				June 2025	---	---	---	---	5.08	---	---	---	---	---	---	---	---
JUMBO SA (CR)				(Contract Size: 100 Securities, Physical Delivery)													
25.46	25	25.34	0.24%	September 2024	25.22	25.37	25.12	25.37	25.37	---	---	---	26.97	---	10	16	380
				December 2024	---	---	---	---	25.50	---	---	---	---	---	---	---	---
				March 2025	---	---	---	---	25.63	---	---	---	---	---	---	---	---
				June 2025	---	---	---	---	25.75	---	---	---	---	---	---	---	---
LAMDA DEVELOPMENT SA (CR)				(Contract Size: 100 Securities, Physical Delivery)													
7.45	7.28	7.43	1.09%	September 2024	7.38	7.44	7.38	7.44	7.44	---	---	---	7.56	---	6	38	6,863
				December 2024	---	---	---	---	7.41	---	---	---	---	---	---	---	---
				March 2025	---	---	---	---	7.45	---	---	---	---	---	---	---	---
				June 2025	---	---	---	---	7.49	---	---	---	---	---	---	---	---
METLEN ENERGY & METALS (CR)				(Contract Size: 100 Securities, Physical Delivery)													
35.98	35.34	35.96	1.58%	September 2024	35.81	36.29	35.66	36.29	36.29	---	---	---	38.35	---	15	34	5,259
				December 2024	---	---	---	---	36.11	---	---	---	36.20	---	---	---	20
				March 2025	---	---	---	---	35.88	---	---	---	---	---	---	---	---
				June 2025	---	---	---	---	36.06	---	---	---	---	---	---	---	---

Derivatives notes

Fixing prices and final open positions can be retrieved from the following path <http://www.helex.gr/el/web/guest/statistics-end-of-day-derivatives>

Underlying Asset				Derivatives Market													
Price max	Price min	Closing price	change	Delivery Month	Open price	Price max	Price min	Last price	Closing price	Last Bid	Last Ask	Fixing price*	Life high	Life low	Trades	Volume	Open Interest
MIG (CR)				(Contract Size: 100 Securities, Physical Delivery)													
3.82	3.765	3.77	-1.31%	September 2024	---	---	---	---	3.84	---	---	---	3.94	---	---	---	98
				December 2024	---	---	---	---	3.85	---	---	---	---	---	---	---	---
				March 2025	---	---	---	---	3.87	---	---	---	---	---	---	---	---
				June 2025	---	---	---	---	3.89	---	---	---	---	---	---	---	---
MOTOR OIL (CR)				(Contract Size: 100 Securities, Physical Delivery)													
23.2	22.7	23	1.32%	September 2024	22.91	23.30	22.91	23.26	23.26	---	---	---	26.50	---	31	110	2,879
				December 2024	---	---	---	---	22.90	---	---	---	---	---	---	---	---
				March 2025	---	---	---	---	23.01	---	---	---	---	---	---	---	---
				June 2025	---	---	---	---	23.12	---	---	---	---	---	---	---	---
NATIONAL BANK (CR)				(Contract Size: 100 Securities, Physical Delivery)													
8.3	8.098	8.3	1.22%	September 2024	7.83	8.02	7.82	8.02	8.02	---	---	---	8.36	---	100	684	17,851
				December 2024	---	---	---	---	8.27	---	---	---	---	---	---	---	---
				March 2025	---	---	---	---	8.31	---	---	---	---	---	---	---	---
				June 2025	---	---	---	---	8.35	---	---	---	---	---	---	---	---
OPAP (CR)				(Contract Size: 102 Securities, Physical Delivery)													
15.81	15.6	15.81	0.38%	September 2024	15.68	15.80	15.68	15.80	15.80	---	---	---	15.86	14.60	6	18	1,902
				December 2024	---	---	---	---	16.13	---	---	---	15.30	---	---	---	20
				March 2025	---	---	---	---	15.97	---	---	---	---	---	---	---	---
				June 2025	---	---	---	---	16.04	---	---	---	---	---	---	---	---
OPTIMA BANK (CR)				(Contract Size: 100 Securities, Physical Delivery)													
12.2	11.84	11.96	-1.48%	September 2024	---	---	---	---	12.16	---	---	---	13.13	---	---	---	71
				December 2024	---	---	---	---	12.24	---	---	---	---	---	---	---	---
				March 2025	---	---	---	---	12.31	---	---	---	---	---	---	---	---
				June 2025	---	---	---	---	12.37	---	---	---	---	---	---	---	---
OTE (CR)				(Contract Size: 100 Securities, Physical Delivery)													
14.2	13.99	14.15	-0.21%	September 2024	14.14	14.28	14.07	14.28	14.28	---	---	---	14.32	---	14	43	4,841
				December 2024	---	---	---	---	14.30	---	---	---	---	---	---	---	---
				March 2025	---	---	---	---	14.37	---	---	---	---	---	---	---	---
				June 2025	---	---	---	---	14.45	---	---	---	---	---	---	---	---
P.P.A. S.A. (CR)				(Contract Size: 100 Securities, Physical Delivery)													
27.4	27.1	27.2	-0.73%	September 2024	---	---	---	---	25.55	---	---	---	25.90	---	---	---	80
				December 2024	---	---	---	---	27.64	---	---	---	---	---	---	---	---
				March 2025	---	---	---	---	27.77	---	---	---	---	---	---	---	---
				June 2025	---	---	---	---	27.91	---	---	---	---	---	---	---	---

Derivatives notes

Fixing prices and final open positions can be retrieved from the following path <http://www.helex.gr/el/web/guest/statistics-end-of-day-derivatives>

Underlying Asset				Derivatives Market													
Price max	Price min	Closing price	change	Delivery Month	Open price	Price max	Price min	Last price	Closing price	Last Bid	Last Ask	Fixing price*	Life high	Life low	Trades	Volume	Open Interest
PIRAEUS FINANCIAL HOLD (CR)																	
(Contract Size: 100 Securities, Physical Delivery)																	
3.9	3.826	3.9	1.27%	September 2024	3.84	3.93	3.84	3.92	3.92	---	---	---	4.05	---	217	3,966	97,655
---	---	---	---	December 2024	---	---	---	---	3.88	---	---	---	3.43	---	---	---	---
---	---	---	---	March 2025	---	---	---	---	3.90	---	---	---	---	---	---	---	---
---	---	---	---	June 2025	---	---	---	---	3.92	---	---	---	---	---	---	---	---
PPC (CR)																	
(Contract Size: 100 Securities, Physical Delivery)																	
11.54	11.32	11.54	1.14%	September 2024	11.28	11.39	11.22	11.39	11.39	---	---	---	11.88	---	54	203	31,337
---	---	---	---	December 2024	---	---	---	---	11.51	---	---	---	---	---	---	---	---
---	---	---	---	March 2025	---	---	---	---	11.57	---	---	---	---	---	---	---	---
---	---	---	---	June 2025	---	---	---	---	11.62	---	---	---	---	---	---	---	---
QUEST HOLDINGS (CR)																	
(Contract Size: 100 Securities, Physical Delivery)																	
5.19	5.13	5.15	-0.19%	September 2024	---	---	---	---	5.12	---	---	---	5.38	---	---	---	184
---	---	---	---	December 2024	---	---	---	---	5.20	---	---	---	---	---	---	---	---
---	---	---	---	March 2025	---	---	---	---	5.23	---	---	---	---	---	---	---	---
---	---	---	---	June 2025	---	---	---	---	5.26	---	---	---	---	---	---	---	---
TERNA ENERGY (CR)																	
(Contract Size: 100 Securities, Physical Delivery)																	
19.3	19.2	19.26	-0.26%	September 2024	19.38	19.39	19.30	19.30	19.30	---	---	---	19.55	---	4	42	22,009
---	---	---	---	December 2024	---	---	---	---	19.48	---	---	---	---	---	---	---	---
---	---	---	---	March 2025	---	---	---	---	19.57	---	---	---	---	---	---	---	---
---	---	---	---	June 2025	---	---	---	---	19.67	---	---	---	---	---	---	---	---
TITAN CEMENT (CB)																	
(Contract Size: 100 Securities, Physical Delivery)																	
30.95	30.65	30.8	-0.32%	September 2024	---	---	---	---	30.67	---	---	---	31.67	---	---	---	344
---	---	---	---	December 2024	---	---	---	---	31.17	---	---	---	---	---	---	---	---
---	---	---	---	March 2025	---	---	---	---	31.32	---	---	---	---	---	---	---	---
---	---	---	---	June 2025	---	---	---	---	31.48	---	---	---	---	---	---	---	---
VIOHALCO SA/NV (CB)																	
(Contract Size: 100 Securities, Physical Delivery)																	
5.9	5.83	5.87	-0.51%	September 2024	5.92	5.92	5.87	5.90	5.90	---	---	---	6.50	---	31	131	4,007
---	---	---	---	December 2024	6.10	6.10	6.10	6.10	6.10	---	---	---	6.10	---	1	5	120
---	---	---	---	March 2025	---	---	---	---	5.98	---	---	---	---	---	---	---	---
---	---	---	---	June 2025	---	---	---	---	6.01	---	---	---	---	---	---	---	---

Derivatives notes

Fixing prices and final open positions can be retrieved from the following path <http://www.helex.gr/el/web/guest/statistics-end-of-day-derivatives>

FTSE/Athex Large Cap

(Trade Unit: 1 Index Point x 2€ - Exercise Style: European, Cash Settlement)

Exercise Price	Call Options														Put Options																				
	July 2024							August 2024							Other Months		July 2024							August 2024							Other Months		Exercise Price		
	Open price	Price max	Price min	Last price	Closing price	Volume	Open Interest	Open price	Price max	Price min	Last price	Closing price	Volume	Open Interest	Volume	Open Interest	Open price	Price max	Price min	Last price	Closing price	Volume	Open Interest	Open price	Price max	Price min	Last price	Closing price	Volume	Open Interest	Volume	Open Interest			
2,450	-	-	-	-	-	-	-	-	-	-	-	-	-	-	-	-	-	-	-	-	-	-	-	-	-	-	-	-	-	-	-	-		2,450	
2,500	-	-	-	-	-	-	-	-	-	-	-	-	-	-	-	-	-	-	-	-	-	-	-	-	-	-	-	-	-	-	-	-	2,500		
2,550	-	-	-	-	-	-	-	-	-	-	-	-	-	-	-	-	-	-	-	-	-	-	-	-	-	-	-	-	-	-	-	-	2,550		
2,600	-	-	-	-	-	-	-	-	-	-	-	-	-	-	-	-	-	-	-	-	-	-	-	-	-	-	-	-	-	-	-	-	2,600		
2,650	-	-	-	-	-	-	-	-	-	-	-	-	-	-	-	-	-	-	-	-	-	-	-	-	-	-	-	-	-	-	-	-	2,650		
2,700	-	-	-	-	-	-	-	-	-	-	-	-	-	-	-	-	-	-	-	-	-	-	-	-	-	-	-	-	-	-	-	-	2,700		
2,750	-	-	-	-	-	-	-	-	-	-	-	-	-	-	-	-	-	-	-	-	-	-	-	-	-	-	-	-	-	-	-	-	2,750		
2,800	-	-	-	-	-	-	-	-	-	-	-	-	-	-	-	-	-	-	-	-	-	-	-	-	-	-	-	-	-	-	-	-	2,800		
2,850	-	-	-	-	-	-	-	-	-	-	-	-	-	-	-	-	-	-	-	-	-	-	-	-	-	-	-	-	-	-	-	-	2,850		
2,900	-	-	-	-	-	-	-	-	-	-	-	-	-	-	-	-	-	-	-	-	-	-	-	-	-	-	-	-	-	-	-	-	2,900		
2,950	-	-	-	-	-	-	-	-	-	-	-	-	-	-	-	-	-	-	-	-	-	-	-	-	-	-	-	-	-	-	-	-	2,950		
3,000	-	-	-	-	-	-	-	-	-	-	-	-	-	-	-	-	-	-	-	-	-	-	-	-	-	-	-	-	-	-	-	-	3,000		
3,050	-	-	-	-	-	-	-	-	-	-	-	-	-	-	-	-	-	-	-	-	-	-	-	-	-	-	-	-	-	-	-	-	3,050		
3,100	-	-	-	-	-	-	-	-	-	-	-	-	-	-	-	-	-	-	-	-	-	-	-	-	-	-	-	-	-	-	-	-	3,100		
3,150	0.00	0.00	0.00	-	-	-	-	0.00	0.00	0.00	-	377.00	-	-	-	0.00	0.00	0.00	-	3,151.00	-	-	0.00	0.00	0.00	-	1.10	-	-	-	-	3,150			
3,200	0.00	0.00	0.00	-	-	-	-	0.00	0.00	0.00	-	328.00	-	-	-	0.00	0.00	0.00	-	3,201.00	-	-	0.00	0.00	0.00	-	2.40	-	-	-	-	3,200			
3,250	0.00	0.00	0.00	-	-	-	20	0.00	0.00	0.00	-	281.00	-	-	-	0.00	0.00	0.00	-	3,251.00	-	-	0.00	0.00	0.00	-	4.90	-	-	-	-	3,250			
3,300	0.00	0.00	0.00	-	-	-	-	0.00	0.00	0.00	-	235.00	-	-	-	0.00	0.00	0.00	-	3,301.00	-	27	0.00	0.00	0.00	-	9.30	-	40	-	-	3,300			
3,350	190.00	190.00	190.00	190.00	-	1	81	0.00	0.00	0.00	-	192.00	-	-	-	0.00	190.00	0.00	-	3,351.00	-	51	0.00	0.00	0.00	-	16.25	-	10	-	-	3,350			
3,400	0.00	0.00	0.00	-	-	-	20	0.00	0.00	0.00	-	153.00	-	-	-	0.00	0.00	0.00	-	3,401.00	-	37	0.00	0.00	0.00	-	27.00	-	20	-	-	3,400			
3,450	0.00	0.00	0.00	-	-	-	60	127.00	127.00	127.00	127.00	127.00	10	20	-	0.00	0.00	0.00	-	3,451.00	-	126	0.00	0.00	0.00	-	42.00	-	20	-	-	3,450			
3,500	0.00	0.00	0.00	-	-	-	50	0.00	0.00	0.00	-	88.50	-	20	-	0.00	0.00	0.00	-	3,501.00	-	66	0.00	0.00	0.00	-	62.00	-	41	-	-	3,500			
3,550	0.00	0.00	0.00	-	-	-	65	58.50	58.50	58.50	58.50	58.50	1	-	-	0.00	0.00	0.00	-	3,551.00	-	20	0.00	0.00	0.00	-	87.50	-	-	-	-	3,550			
3,600	0.00	0.00	0.00	-	-	-	33	0.00	0.00	0.00	-	44.50	-	75	-	0.00	0.00	0.00	-	3,601.00	-	40	0.00	0.00	0.00	-	118.00	-	-	-	-	3,600			
3,650	0.00	0.00	0.00	-	-	-	70	29.00	32.00	29.00	32.00	32.00	80	100	-	0.00	0.00	0.00	-	3,651.00	-	-	0.00	0.00	0.00	-	153.00	-	-	-	-	3,650			
3,700	0.00	0.00	0.00	-	-	-	90	23.00	24.00	23.00	24.00	24.00	2	-	-	0.00	0.00	0.00	-	3,701.00	-	20	0.00	0.00	0.00	-	193.00	-	-	-	-	3,700			
3,750	0.00	0.00	0.00	-	-	-	20	0.00	0.00	0.00	-	11.75	-	-	-	0.00	0.00	0.00	-	3,751.00	-	-	0.00	0.00	0.00	-	235.00	-	-	-	-	3,750			
3,800	0.00	0.00	0.00	-	-	-	20	0.00	0.00	0.00	-	7.10	-	-	-	0.00	0.00	0.00	-	3,801.00	-	-	0.00	0.00	0.00	-	280.00	-	-	-	-	3,800			
3,850	0.00	0.00	0.00	-	-	-	-	0.00	0.00	0.00	-	4.00	-	-	-	0.00	0.00	0.00	-	3,851.00	-	-	0.00	0.00	0.00	-	327.00	-	-	-	-	3,850			
3,900	0.00	0.00	0.00	-	-	-	-	0.00	0.00	0.00	-	2.20	-	-	-	0.00	0.00	0.00	-	3,901.00	-	-	0.00	0.00	0.00	-	375.00	-	-	-	-	3,900			
Totals:							1	529							93	215																	0	0	
Number of Trades:							1								8																			0	

ALPHA SERVICES HOLD (CR)

(Contract Size: 100 Securities, Exercise Style: American, Physical Delivery)

Call Options														Put Options																		
July 2024							August 2024							Other Months		July 2024							August 2024							Other Months		Exercise Price
Open price	Price max	Price min	Last price	Closing price	Volume	Open Interest	Open price	Price max	Price min	Last price	Closing price	Volume	Open Interest	Volume	Open Interest	Open price	Price max	Price min	Last price	Closing price	Volume	Open Interest	Open price	Price max	Price min	Last price	Closing price	Volume	Open Interest	Volume	Open Interest	
0.850					-	-						-	-									-	-									0.009
0.900					-	-						-	-									-	-									0.009
0.950					-	-						-	-									-	-									0.010
1.000	0.000	0.000	0.000		-	-	0.000	0.000	0.000		0.672	-	-			0.000	0.000	0.000		2.00	-	-	0.000	0.000	0.000		0.001	-	-		0.010	
1.100	0.000	0.000	0.000		-	-	0.000	0.000	0.000		0.572	-	-			0.000	0.000	0.000		2.10	-	-	0.000	0.000	0.000		0.001	-	-		0.011	
1.200	0.000	0.000	0.000		-	-	0.000	0.000	0.000		0.472	-	-			0.000	0.000	0.000		2.20	-	-	0.000	0.000	0.000		0.001	-	-		0.012	
1.300	0.000	0.000	0.000		-	-	0.000	0.000	0.000		0.372	-	-			0.000	0.000	0.000		2.30	-	-	0.000	0.000	0.000		0.001	-	-		0.013	
1.400	0.000	0.000	0.000		-	-	0.000	0.000	0.000		0.273	-	-			0.000	0.000	0.000		2.40	-	-	0.000	0.000	0.000		0.001	-	-		0.014	
1.500	0.000	0.000	0.000		-	-	0.000	0.000	0.000		0.180	-	-			0.000	0.000	0.000		2.50	-	-	0.000	0.000	0.000		0.008	-	-		0.015	
1.600	0.000	0.000	0.000		-	-	0.000	0.000	0.000		0.102	-	-			0.000	0.000	0.000		2.60	-	-	0.000	0.000	0.000		0.029	-	-		0.016	
1.700	0.000	0.000	0.000		-	-	0.000	0.000	0.000		0.047	-	-			0.000	0.000	0.000		2.70	-	-	0.000	0.000	0.000		0.075	-	-		0.017	
1.800	0.000	0.000	0.000		-	-	0.000	0.000	0.000		0.018	-	-			0.000	0.000	0.000		2.80	-	-	0.000	0.000	0.000		0.145	-	-		0.018	
1.900	0.000	0.000	0.000		-	-	0.000	0.000	0.000		0.005	-	-			0.000	0.000	0.000		2.90	-	-	0.000	0.000	0.000		0.233	-	-		0.019	
2.000	0.000	0.000	0.000		-	-	0.000	0.000	0.000		0.001	-	-			0.000	0.000	0.000		3.00	-	-	0.000	0.000	0.000		0.330	-	-		0.020	
2.200	0.000	0.000	0.000		-	-	0.000	0.000	0.000		0.001	-	-			0.000	0.000	0.000		3.20	-	-	0.000	0.000	0.000		0.530	-	-		0.022	
2.400	0.000	0.000	0.000		-	-	0.000	0.000	0.000		0.001	-	-			0.000	0.000	0.000		3.40	-	-	0.000	0.000	0.000		0.730	-	-		0.024	
2.600	0.000	0.000	0.000		-	-	0.000	0.000	0.000		0.001	-	-			0.000	0.000	0.000		3.60	-	-	0.000	0.000	0.000		0.930	-	-		0.026	
Totals:					0	0						0	0	0	0	0						0	0							0	0	
Number of Trades:					0							0	0	0	0	0	0.00						0	0							0	

NATIONAL BANK (CR)

(Contract Size: 100 Securities, Exercise Style: American, Physical Delivery)

Call Options																Put Options																	
Exercise Price	July 2024						August 2024						Other Months		July 2024						August 2024						Other Months		Exercise Price				
	Open price	Price max	Price min	Last price	Closing price	Volume	Open Interest	Open price	Price max	Price min	Last price	Closing price	Volume	Open Interest	Volume	Open Interest	Open price	Price max	Price min	Last price	Closing price	Volume	Open Interest	Open price	Price max	Price min	Last price	Closing price		Volume	Open Interest	Volume	Open Interest
3.400						-	-																										0.034
3.600						-	-																										0.036
3.800						-	-																										0.038
4.000						-	-																										0.040
4.400						-	-																										0.044
4.800						-	-																										0.048
5.200	0.000	0.000	0.000			-	-									0.000	0.000	0.000		6.20	-	-										0.052	
5.600	0.000	0.000	0.000			-	-	0.000	0.000	0.000		2.61	-	-		0.000	0.000	0.000		6.60	-	-	0.000	0.000	0.000		0.001	-	-			0.056	
6.000	0.000	0.000	0.000			-	-	0.000	0.000	0.000		2.21	-	-		0.000	0.000	0.000		7.00	-	-	0.000	0.000	0.000		0.001	-	-			0.060	
6.400	0.000	0.000	0.000			-	-	0.000	0.000	0.000		1.81	-	-		0.000	0.000	0.000		7.40	-	-	0.000	0.000	0.000		0.002	-	-			0.064	
6.800	0.000	0.000	0.000			-	-	0.000	0.000	0.000		1.42	-	-		0.000	0.000	0.000		7.80	-	-	0.000	0.000	0.000		0.004	-	-			0.068	
7.200	0.000	0.000	0.000			-	-	0.000	0.000	0.000		1.03	-	-		0.000	0.000	0.000		8.20	-	-	0.000	0.000	0.000		0.021	-	-			0.072	
7.600	0.000	0.000	0.000			-	-	0.000	0.000	0.000		0.686	-	-		0.000	0.000	0.000		8.60	-	-	0.000	0.000	0.000		0.074	-	-			0.076	
8.000	0.000	0.000	0.000			-	-	0.000	0.000	0.000		0.406	-	4		0.000	0.000	0.000		9.00	-	-	0.000	0.000	0.000		0.194	-	-			0.080	
8.400	0.000	0.000	0.000			-	-	0.000	0.000	0.000		0.211	-	-		0.000	0.000	0.000		9.40	-	-	0.000	0.000	0.000		0.398	-	-			0.084	
8.800	0.000	0.000	0.000			-	-	0.000	0.000	0.000		0.096	-	-		0.000	0.000	0.000		9.80	-	-	0.000	0.000	0.000		0.684	-	-			0.088	
9.200	0.000	0.000	0.000			-	-	0.000	0.000	0.000		0.038	-	-		0.000	0.000	0.000		10.20	-	-	0.000	0.000	0.000		1.03	-	-			0.092	
9.600	0.000	0.000	0.000			-	-	0.000	0.000	0.000		0.013	-	-		0.000	0.000	0.000		10.60	-	-	0.000	0.000	0.000		1.41	-	-			0.096	
10.000	0.000	0.000	0.000			-	-	0.000	0.000	0.000		0.004	-	-		0.000	0.000	0.000		11.00	-	-	0.000	0.000	0.000		1.80	-	-			0.100	
11.000	0.000	0.000	0.000			-	-	0.000	0.000	0.000		0.001	-	-		0.000	0.000	0.000		12.00	-	-	0.000	0.000	0.000		2.80	-	-			0.110	
Totals:						0	0					0	4	0	0					0	0					0	0	0	0				
Number of Trades:						0						0		0						0.00						0		0					

OPAP (CR)

(Contract Size: 102 Securities, Exercise Style: American, Physical Delivery)

Exercise Price	Call Options														Volume	Open Interest	Put Options														Volume	Open Interest	Exercise Price				
	July 2024							August 2024									Other Months		July 2024							August 2024								Other Months			
	Open price	Price max	Price min	Last price	Closing price	Volume	Open Interest	Open price	Price max	Price min	Last price	Closing price	Volume	Open Interest			Open price	Price max	Price min	Last price	Closing price	Volume	Open Interest	Open price	Price max	Price min	Last price	Closing price	Volume	Open Interest				Volume	Open Interest		
9.440	0.000	0.000	0.000			-	-																											0.094			
9.600	0.000	0.000	0.000			-	-	0.000	0.000	0.000	6.17	-	-									0.000	0.000	0.000	0.001	-	-						0.096				
9.830	0.000	0.000	0.000			-	-															0.000	0.000	0.000		-	-						0.098				
10.000	0.000	0.000	0.000			-	-	0.000	0.000	0.000	5.77	-	-									0.000	0.000	0.000	0.001	-	-						0.100				
10.810	0.000	0.000	0.000			-	-															0.000	0.000	0.000		-	-						0.108				
11.000	0.000	0.000	0.000			-	-	0.000	0.000	0.000	4.77	-	-									0.000	0.000	0.000	0.001	-	-						0.110				
11.790	0.000	0.000	0.000			-	-															0.000	0.000	0.000		-	-						0.118				
12.000	0.000	0.000	0.000			-	-	0.000	0.000	0.000	3.77	-	-									0.000	0.000	0.000	0.001	-	-						0.120				
12.780	0.000	0.000	0.000			-	-															0.000	0.000	0.000		-	-						0.128				
13.000	0.000	0.000	0.000			-	-	0.000	0.000	0.000	2.77	-	-									0.000	0.000	0.000	0.001	-	-						0.130				
13.760	0.000	0.000	0.000			-	-															0.000	0.000	0.000		-	-						0.138				
14.000	0.000	0.000	0.000			-	5	0.000	0.000	0.000	1.78	-	5									0.000	0.000	0.000	0.010	-	-						0.140				
14.740	0.000	0.000	0.000			-	-															0.000	0.000	0.000		-	-						0.147				
15.000	0.000	0.000	0.000			-	-	0.000	0.000	0.000	0.890	-	-									0.000	0.000	0.000	0.116	-	-						0.150				
15.730	0.000	0.000	0.000			-	-															0.000	0.000	0.000		-	-						0.157				
16.000	0.000	0.000	0.000			-	-	0.000	0.000	0.000	0.295	-	50									0.000	0.000	0.000	0.521	-	-						0.160				
16.710	0.000	0.000	0.000			-	-															0.000	0.000	0.000		-	-						0.167				
17.000	0.000	0.000	0.000			-	-	0.000	0.000	0.000	0.059	-	-									0.000	0.000	0.000	1.29	-	-						0.170				
17.690	0.000	0.000	0.000			-	-															0.000	0.000	0.000		-	-						0.177				
18.000	0.000	0.000	0.000			-	-	0.000	0.000	0.000	0.007	-	-									0.000	0.000	0.000	2.25	-	-						0.180				
18.670	0.000	0.000	0.000			-	-															0.000	0.000	0.000		-	-						0.187				
19.000	0.000	0.000	0.000			-	-	0.000	0.000	0.000	0.001	-	-									0.000	0.000	0.000	3.25	-	-						0.190				
19.660	0.000	0.000	0.000			-	-															0.000	0.000	0.000		-	-						0.197				
20.000	0.000	0.000	0.000			-	-	0.000	0.000	0.000	0.001	-	-									0.000	0.000	0.000	4.25	-	-						0.200				
21.620	0.000	0.000	0.000			-	-															0.000	0.000	0.000		-	-						0.216				
22.000	0.000	0.000	0.000			-	-	0.000	0.000	0.000	0.001	-	-									0.000	0.000	0.000	6.25	-	-						0.220				
23.590	0.000	0.000	0.000			-	-															0.000	0.000	0.000		-	-						0.236				
24.000						-	-																			-	-							0.240			
Totals:						0	5					0	55	0	6							0	21			0	35	0	3								
Number of Trades:						0						0		0								0.00			0		0										

OTE (CR)

(Contract Size: 100 Securities, Exercise Style: American, Physical Delivery)

Call Options														Put Options																					
Exercise Price	July 2024						August 2024						Other Months		July 2024						August 2024						Other Months		Exercise Price						
	Open price	Price max	Price min	Last price	Closing price	Volume	Open Interest	Open price	Price max	Price min	Last price	Closing price	Volume	Open Interest	Volume	Open Interest	Open price	Price max	Price min	Last price	Closing price	Volume	Open Interest	Open price	Price max	Price min	Last price	Closing price		Volume	Open Interest	Volume	Open Interest		
9.200	0.000	0.000	0.000			-	-	0.000	0.000	0.000		4.99	-	-			0.000	0.000	0.000		10.20	-	-	0.000	0.000	0.000		0.001	-	-			0.092		
9.600	0.000	0.000	0.000			-	-	0.000	0.000	0.000		4.60	-	-			0.000	0.000	0.000		10.60	-	-	0.000	0.000	0.000		0.001	-	-			0.096		
10.000	0.000	0.000	0.000			-	-	0.000	0.000	0.000		4.20	-	-			0.000	0.000	0.000		11.00	-	-	0.000	0.000	0.000		0.001	-	-			0.100		
11.000	0.000	0.000	0.000			-	-	0.000	0.000	0.000		3.20	-	-			0.000	0.000	0.000		12.00	-	-	0.000	0.000	0.000		0.001	-	-			0.110		
12.000	0.000	0.000	0.000			-	-	0.000	0.000	0.000		2.20	-	-			0.000	0.000	0.000		13.00	-	-	0.000	0.000	0.000		0.001	-	-			0.120		
13.000	0.000	0.000	0.000			-	10	0.000	0.000	0.000		1.24	-	40			0.000	0.000	0.000		14.00	-	10	0.000	0.000	0.000		0.037	-	-			0.130		
14.000	0.000	0.000	0.000			-	-	0.000	0.000	0.000		0.481	-	-			0.000	0.000	0.000		15.00	-	20	0.000	0.000	0.000		0.279	-	-			0.140		
15.000	0.000	0.000	0.000			-	3	0.000	0.000	0.000		0.108	-	-			0.000	0.000	0.000		16.00	-	-	0.000	0.000	0.000		0.909	-	-			0.150		
16.000	0.000	0.000	0.000			-	-	0.000	0.000	0.000		0.014	-	-			0.000	0.000	0.000		17.00	-	-	0.000	0.000	0.000		1.82	-	-			0.160		
17.000	0.000	0.000	0.000			-	-	0.000	0.000	0.000		0.001	-	-			0.000	0.000	0.000		18.00	-	-	0.000	0.000	0.000		2.82	-	-			0.170		
18.000	0.000	0.000	0.000			-	-	0.000	0.000	0.000		0.001	-	-			0.000	0.000	0.000		19.00	-	-	0.000	0.000	0.000		3.82	-	-			0.180		
19.000	0.000	0.000	0.000			-	-	0.000	0.000	0.000		0.001	-	-			0.000	0.000	0.000		20.00	-	-	0.000	0.000	0.000		4.82	-	-			0.190		
Totals:						0	13							0	40	0	0							0	30							0	5	0	0
Number of Trades:						0							0	0							0.00							0	0						

PIRAEUS FINANCIAL HOLD (CR)

(Contract Size: 100 Securities, Exercise Style: American, Physical Delivery)

Call Options																Put Options																			
July 2024								August 2024								Other Months		July 2024					August 2024					Other Months		Exercise Price					
Exercise Price	Open price	Price max	Price min	Last price	Closing price	Volume	Open Interest	Open price	Price max	Price min	Last price	Closing price	Volume	Open Interest	Volume	Open Interest	Open price	Price max	Price min	Last price	Closing price	Volume	Open Interest	Open price	Price max	Price min	Last price	Closing price	Volume		Open Interest	Volume	Open Interest		
1.800						-	-							-	-									-	-							0.018			
1.900						-	-							-	-									-	-							0.019			
2.000						-	-							-	-									-	-							0.020			
2.200						-	-							-	-									-	-							0.022			
2.400	0.000	0.000	0.000			-	-	0.000	0.000	0.000		1.45	-	-			0.000	0.000	0.000		3.40	-	-	0.000	0.000	0.000	0.001	-	-			0.024			
2.600	0.000	0.000	0.000			-	-	0.000	0.000	0.000		1.25	-	-			0.000	0.000	0.000		3.60	-	-	0.000	0.000	0.000	0.001	-	-			0.026			
2.800	0.000	0.000	0.000			-	-	0.000	0.000	0.000		1.05	-	-			0.000	0.000	0.000		3.80	-	-	0.000	0.000	0.000	0.001	-	-			0.028			
3.000	0.000	0.000	0.000			-	-	0.000	0.000	0.000		0.855	-	-			0.000	0.000	0.000		4.00	-	-	0.000	0.000	0.000	0.001	-	-			0.030			
3.200	0.000	0.000	0.000			-	-	0.000	0.000	0.000		0.657	-	-			0.000	0.000	0.000		4.20	-	-	0.000	0.000	0.000	0.002	-	-			0.032			
3.400	0.435	0.435	0.435	0.435		50	50	0.000	0.000	0.000		0.466	-	20			0.000	0.000	0.000		4.40	-	-	0.000	0.000	0.000	0.011	-	-			0.034			
3.600	0.000	0.000	0.000			-	-	0.000	0.000	0.000		0.297	-	-			0.000	0.000	0.000		4.60	-	-	0.000	0.000	0.000	0.041	-	-			0.036			
3.800	0.000	0.000	0.000			-	-	0.000	0.000	0.000		0.165	-	-			0.000	0.000	0.000		4.80	-	-	0.000	0.000	0.000	0.109	-	-			0.038			
4.000	0.000	0.000	0.000			-	-	0.000	0.000	0.000		0.078	-	-			0.000	0.000	0.000		5.00	-	-	0.000	0.000	0.000	0.223	-	-			0.040			
4.400	0.000	0.000	0.000			-	-	0.000	0.000	0.000		0.011	-	-			0.000	0.000	0.000		5.40	-	-	0.000	0.000	0.000	0.557	-	-			0.044			
4.800	0.000	0.000	0.000			-	-	0.000	0.000	0.000		0.001	-	-			0.000	0.000	0.000		5.80	-	-	0.000	0.000	0.000	0.950	-	-			0.048			
5.200	0.000	0.000	0.000			-	-	0.000	0.000	0.000		0.001	-	-			0.000	0.000	0.000		6.20	-	-	0.000	0.000	0.000	1.35	-	-			0.052			
5.600	0.000	0.000	0.000			-	-	0.000	0.000	0.000		0.001	-	-			0.000	0.000	0.000		6.60	-	-	0.000	0.000	0.000	1.75	-	-			0.056			
6.000	0.000	0.000	0.000			-	-						-	-			0.000	0.000	0.000		7.00	-	-					-	-			0.060			
6.400						-	-						-	-									-	-								0.064			
Totals:						50	50						0	20		0	0							50	0						0	0		0	0
Number of Trades:						1							0			0								0.00							0			0	

PPC (CR)

(Contract Size: 100 Securities, Exercise Style: American, Physical Delivery)

Call Options														Put Options																			
July 2024							August 2024							Other Months		July 2024							August 2024							Other Months		Exercise Price	
Open price	Price max	Price min	Last price	Closing price	Volume	Open Interest	Open price	Price max	Price min	Last price	Closing price	Volume	Open Interest	Volume	Open Interest	Open price	Price max	Price min	Last price	Closing price	Volume	Open Interest	Open price	Price max	Price min	Last price	Closing price	Volume	Open Interest	Volume	Open Interest		
6.800					-	-						-	-									-	-									0.068	
7.200					-	-						-	-									-	-									0.072	
7.600					-	-						-	-									-	-									0.076	
8.000					-	-						-	-									-	-									0.080	
8.400	0.000	0.000	0.000		-	-	0.000	0.000	0.000		3.02	-	-			0.000	0.000	0.000		9.40	-	-	0.000	0.000	0.000		0.001	-	-		0.084		
8.800	0.000	0.000	0.000		-	-	0.000	0.000	0.000		2.62	-	-			0.000	0.000	0.000		9.80	-	-	0.000	0.000	0.000		0.001	-	-		0.088		
9.200	0.000	0.000	0.000		-	-	0.000	0.000	0.000		2.23	-	-			0.000	0.000	0.000		10.20	-	-	0.000	0.000	0.000		0.001	-	-		0.092		
9.600	0.000	0.000	0.000		-	-	0.000	0.000	0.000		1.83	-	-			0.000	0.000	0.000		10.60	-	-	0.000	0.000	0.000		0.006	-	-		0.096		
10.000	0.000	0.000	0.000		-	5	0.000	0.000	0.000		1.45	-	-			0.000	0.000	0.000		11.00	-	-	0.000	0.000	0.000		0.022	-	-		0.100		
11.000	0.000	0.000	0.000		-	26	0.000	0.000	0.000		0.630	-	55			0.000	0.000	0.000		12.00	-	12	0.000	0.000	0.000		0.203	-	-		0.110		
12.000	0.000	0.000	0.000		-	60	0.000	0.000	0.000		0.172	-	-			0.000	0.000	0.000		13.00	-	10	0.000	0.000	0.000		0.745	-	-		0.120		
13.000	0.000	0.000	0.000		-	10	0.000	0.000	0.000		0.028	-	-			0.000	0.000	0.000		14.00	-	-	0.000	0.000	0.000		1.61	-	-		0.130		
14.000	0.000	0.000	0.000		-	-	0.000	0.000	0.000		0.003	-	-			0.000	0.000	0.000		15.00	-	-	0.000	0.000	0.000		2.59	-	-		0.140		
15.000	0.000	0.000	0.000		-	-	0.000	0.000	0.000		0.001	-	-			0.000	0.000	0.000		16.00	-	-	0.000	0.000	0.000		3.59	-	-		0.150		
16.000	0.000	0.000	0.000		-	-	0.000	0.000	0.000		0.001	-	-			0.000	0.000	0.000		17.00	-	-	0.000	0.000	0.000		4.59	-	-		0.160		
17.000	0.000	0.000	0.000		-	-	0.000	0.000	0.000		0.001	-	-			0.000	0.000	0.000		18.00	-	-	0.000	0.000	0.000		5.59	-	-		0.170		
18.000					-	-						-	-									-	-								0.180		
Totals:					0	101						0	55		0	0						0	22						0	5		0	0
Number of Trades:					0							0			0							0.00						0			0		

Lending Products	Underlying Title	Open Interest[5]	Multilateral Transactions[1]				Bilateral Transactions[2]		Stock Borrowing through OTC (volume)[3]	
			Volume(Offered)	Average Weighted	Transactions volume	Average Weighted	Transactions Volume	Average Weighted	Transactions Volume	
ADMIEBOR	ADMIE (IPTO) HOLDING S.A. (CR)	---	---	---	---	---	---	---	254,440	
AEGNBOR	AEGEAN AIRLINES (CR)	---	---	---	---	---	---	---	376,129	
AETFBOR	ALPHA ETF FTSE Athex Large Cap	---	---	---	---	---	---	---	---	
ALPHABOR	ALPHA SERVICES HOLD (CR)	10,000	---	---	---	---	---	---	61,475,492	
AIABOR	ATHENS INTL AIRPORT (CR)	---	---	---	---	---	---	---	194,205	
ACAGBOR	AUSTRIACARD (CB)	---	---	---	---	---	---	---	---	
OTOELBOR	AUTOHELLAS SA (CR)	1,500	---	---	---	---	---	---	73,689	
AVAXBOR	AVAX S.A. (CR)	---	---	---	---	---	---	---	10,000	
EEEBOR	CC HBC AG (CR)	14,180	---	---	113	4.75%	---	---	77,221	
CENERBOR	CENERGY HOLDINGS (CB)	---	---	---	---	---	---	---	11,626	
DIMANDBOR	DIMAND (CR)	---	---	---	---	---	---	---	88,800	
ELLAKTORBOR	ELLAKTOR (CR)	2,681	---	---	---	---	---	---	129,365	
ELHABOR	ELVALHALCOR (CR)	788	---	---	---	---	---	---	100,460	
EPSILBOR	EPSILON NET (CR)	---	---	---	---	---	---	---	8,000	
EUROBBOR	EUROBANK HOLDINGS (CR)	112,000	---	---	---	---	---	---	56,836,207	
EYDAPBOR	EYDAP S.A. (CR)	845	---	---	---	---	---	---	210,666	
FOYRKBOR	FOURLIS (CR)	230	---	---	---	---	---	---	47,673	
GEKTERNABOR	GEK TERNA (CR)	---	---	---	---	---	3,000	0.01%	3,698	
SARBOR	GR. SARANTIS S.A. (CR)	2,725	---	---	---	---	---	---	16,411	
EXAEBOR	HELLENIC EXCHANGES-A.S.E. (CR)	---	---	---	---	---	---	---	152,047	
ELPEBOR	HELLENIQ ENERGY (CR)	---	---	---	---	---	---	---	1,013,412	
INTEKBOR	IDEAL HOLDINGS (CR)	---	---	---	---	---	---	---	14,950	
INTRKBOR	INTRACOM HOLDINGS (CR)	---	---	---	---	---	---	---	2,700	
INKATBOR	INTRAKAT (CR)	---	---	---	---	---	---	---	532,721	
INLOTBOR	INTRALOT (CR)	---	---	---	---	---	---	---	322,055	
BELABOR	JUMBO SA (CR)	---	---	---	---	---	---	---	205,735	
KRIBOR	KRI-KRI S.A. (CR)	---	---	---	---	---	---	---	140	
LAMDABOR	LAMDA DEVELOPMENT SA (CR)	---	---	---	---	---	---	---	223,277	
LAVIBOR	LAVIPHARM SA (CR)	---	---	---	---	---	---	---	---	
MYTILBOR	METLEN ENERGY & METALS (CR)	1,000	---	---	---	---	---	---	161,599	
MIGBOR	MIG (CR)	541	---	---	---	---	---	---	40,179	

Stock Lending Notes

[1] - Multilateral contracts Lending or Borrowing as per Methods 8-1, 8-2 and 8-3-3 (According to ATHEX BoD Resolution No.17)

[2] - Bilateral Contracts Lending or Borrowing as per Methods 8-3-1 and 8-3-2 & Contracts as per Method 4 (According to ATHEX BoD Resolution No.20)

[3] - The information concerning OTC Stock Borrowing Transactions is based on the statements of the Dematerialised Securities System (DSS) operators involved and refers to volumes that have been registered up until the previous working day.

[4] - Average Price (Volume weighted)

[5] - The Data concerning Open Interest before the start of trading session

Lending Products	Underlying Title	Open Interest[5]	Multilateral Transactions[1]				Bilateral Transactions[2]		Stock Borrowing through OTC (volume)[3]	
			Volume(Offered)	Average Weighted	Transactions volume	Average Weighted	Transactions Volume	Average Weighted	Transactions Volume	
MOHBOR	MOTOR OIL (CR)	---	---	---	---	---	---	---	974,919	
ETEBOR	NATIONAL BANK (CR)	53,000	---	---	---	---	---	---	11,247,102	
OPAPBOR	OPAP (CR)	---	---	---	2,000	4.75%	---	---	1,841,564	
OPTIMABOR	OPTIMA BANK (CR)	6,000	---	---	---	---	---	---	1,396,006	
HTOBOR	OTE (CR)	---	---	---	---	---	---	---	1,740,288	
PPABOR	P.P.A. S.A. (CR)	1,000	---	---	---	---	---	---	75,204	
TPEIRBOR	PIRAEUS FINANCIAL HOLD (CR)	5,000	---	---	---	---	---	---	5,551,414	
PPCBOR	PPC (CR)	2,000	---	---	---	---	---	---	3,728,881	
PROFBOR	PROFILE SA (CR)	---	---	---	---	---	---	---	5,000	
QUESTBOR	QUEST HOLDINGS (CR)	391	---	---	---	---	---	---	16,331	
OLYMPBOR	TECHNICAL OLYMPIC SA (CR)	---	---	---	---	---	---	---	---	
TENERGYBOR	TERNA ENERGY (CR)	---	---	---	---	---	---	---	592,578	
EYAPSBOR	THESSALONIKA WATER & SEWERAGE	---	---	---	---	---	---	---	---	
PLATBOR	THRACE PLASTICS SA (CR)	---	---	---	---	---	---	---	1,596	
TITCBOR	TITAN CEMENT (CB)	---	---	---	---	---	---	---	227,749	
VIOBOR	VIOHALCO SA/NV (CB)	744	---	---	---	---	---	---	---	

Stock Lending Notes

[1] - Multilateral contracts Lending or Borrowing as per Methods 8-1, 8-2 and 8-3-3 (According to ATHEX BoD Resolution No.17)

[2] - Bilateral Contracts Lending or Borrowing as per Methods 8-3-1 and 8-3-2 & Contracts as per Method 4 (According to ATHEX BoD Resolution No.20)

[3] - The information concerning OTC Stock Borrowing Transactions is based on the statements of the Dematerialised Securities System (DSS) operators involved and refers to volumes that have been registered up until the previous working day.

[4] - Average Price (Volume weighted)

[5] - The Data concerning Open Interest before the start of trading session

Sectors codification for listed companies

12003-	ETF	10101010	Computer Services
10101015	Software	10102030	Computer Hardware
15101010	Telecommunications Equipment	15102015	Telecommunications Services
20101010	Health Care Facilities	20101025	Health Care Services
20102010	Medical Equipment	20103015	Pharmaceuticals
30101010	Banks	30202000	Diversified Financial Services
30202010	Asset Managers & Custodians	30202015	Investment Services
30204000	Closed End Investments	30302010	Full Line Insurance
30302015	Insurance Brokers	30302025	Property and Casualty Insurance
35101010	Real Estate Holding and Development	35101015	Real Estate Services
35102000	Diversified REITs	35102030	Office REITs
35102045	Retail REITs.	40201040	Rental & Leasing Services: Consumer
40202010	Home Construction	40202015	Household Furnishings
40202020	Household Appliance	40203040	Electronic Entertainment
40204020	Clothing & Accessories	40301010	Entertainment
40301030	Publishing	40301035	Radio & TV Broadcasters
40401010	Diversified Retailers	40401020	Apparel Retailers
40401025	Home Improvement Retailers	40401030	Specialty Retailers
40501010	Airlines	40501015	Travel & Tourism
40501020	Casinos & Gambling	40501025	Hotels & Motels
45101015	Distillers & Vintners	45101020	Soft Drinks
45102010	Farming Fishing Ranching & Plantations	45102020	Food Products
45103010	Tobacco	45201010	Food Retailers & Wholesalers
45201020	Personal Products	50101010	Construction
50101020	Building Roof/Wallboard and Plumbing	50101030	Cement
50101035	Building Materials: Other	50202010	Electrical Components
50203015	Plastics	50203030	Containers & Packaging
50204000	Machinery: Industrial	50204020	Machinery: Construction & Handling
50205010	Industrial Suppliers	50205020	Back Office Support HR & Consulting
50205030	Forms & Bulk Printing Services	50206015	Commercial Vehicles & Parts
50206030	Marine Transportation	50206060	Transportation Services
55101000	Diversified Materials	55101020	Textile Products
55102000	General Mining	55102010	Iron & Steel
55102015	Metal Fabricating	55102035	Aluminum
60101020	Oil Refining and Marketing	65101010	Alternative Electricity
65101015	Conventional Electricity	65102000	Multi-Utilities
65102030	Water		



ATHEX
Athens Stock Exchange

Λεωφ. Αθηνών 110 104 42 Αθήνα
110, Athinon Ave. GR 104 42 Athens
tel. (+30)210-33.66.800, fax (+30)210-33.66.101
www.athexgroup.gr