

24

Ημερήσιο Δελτίο  
Συναλλακτικής Δραστηριότητας

Daily Official List  
of Trading Activity

Friday, 28 June, 2024

Year: 145 Trading Day No: 120



**ATHEXGROUP**  
Athens Exchange Group

**Disclaimer:**

Hellenic Exchanges-Athens Stock Exchange S.A endeavours to ensure that the data and other material ("Information") presented on the Daily Official List are accurate and complete, but it is not liable for any errors or omissions of data or /and for the accuracy, credibility, updating and completeness of the aforesaid information nor it has any liability arising directly or indirectly from the use of the above Information.

The Company is not liable for the accuracy of the data included in listed companies' announcements. Only the sender of such an announcement is fully and solely liable for any infringement of third party's rights from the content of such announcement. All contents of the Daily Official List are provided only for information purposes and do not constitute investment advice or solicitation to invest in securities or other products listed for trading on the Exchange.

You acknowledge and agree that the Company is the owner of any property rights related to any Information appearing on the Daily Official List including intellectual property rights copyright, trademarks, etc.

The above data are a property of the Hellenic Exchanges-Athens Exchange and are copyright protected. Users are forbidden to reproduce, modify, copy, sale, transmit or redistribute, by all reproduction means and methods, part or the whole of the above data, without reference to their source.

The commercial exploitation of these data is, also, forbidden by third parties. Hellenic Exchanges-Athens Exchange does not carry any responsibility, direct or indirect, derived from usage or accidental alteration of the above data when used by third parties.

---

**Hellenic Exchanges – Athens Stock Exchange S.A.**

110 Athinon Ave., 10442 Athens, Tel: (210) 33.66.800, Fax: (210) 32.13.938

[www.athexgroup.gr](http://www.athexgroup.gr)

---

**Thessalonica Stock Exchange Center (T.S.E.C)**

16-18 Katouni Str., Thessalonica 546 25 Tel: (2310) 567.667, Fax: (2310) 530.545

---

**Athex Members Guarantee Fund**

14-16 Fidiou Str., Athens 106 78, Tel: (210) 33.04.682, Fax: (210) 33.04.155

---

**Hellenic Republic Capital Market Commission**

1 Kolokotroni Str. & 1 Stadiou Str., Athens 10562 Tel: (210) 33.77.100 Fax: (210) 33.77.173

---

**Table of Contents**

---

**Section 1: Statistical Figures of Securities, Derivatives and Lending**

Summary of Markets

Athex Indices

Analytic Figures for Athex Market's Boards and Categories

Trading Details by Athex Sectors and Financial Instruments (ETFs)

Top 10 best &amp; worst performing Shares

Derivatives Summary

**Section 2: Analytic Figures of Shares Transactions**

Analytic Figures of Shares Transactions

Shares' Notes

**Section 3: Figures of Securities Transactions**

Securities Blocks Details

Shares Rights Details

Stock Borrowing

Forced Sales Details

Forced Sales Registered Shares

Exchange Traded Funds (ETFs) Characteristics

**Section 5: Bonds traded in Fixed Income Assets Market**

Convertible Corporate Bonds - Regulated Market

Non Convertible Corporate Bonds - Regulated Market

Government Bonds

Treasury Bills &amp; Zero Coupon Government Bonds

Government Bonds Traded with the Open Outcry Method

State Banks Bonds

**Section 6: Additional Infos**

Athex &amp; ATHEXClear Members List

List of Stocks under Market Making operations

**Section 7: Derivatives Market Analytic Figures**

Index Futures

Stock Futures

Index Options

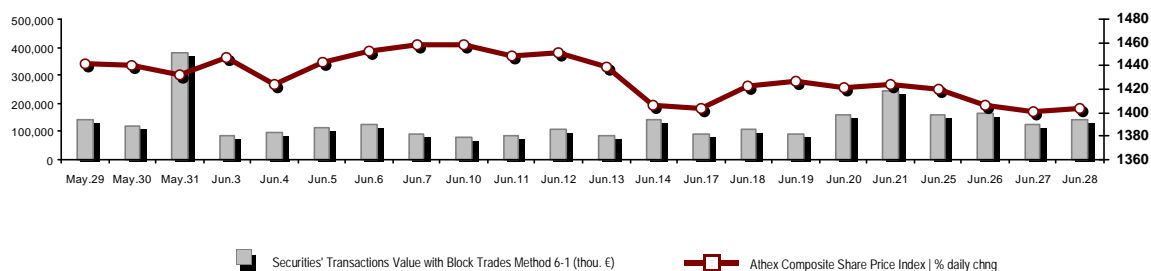
Stock Options

Stock Lending Analytic Figures

**Appendix A: Sectors codification for listed companies**

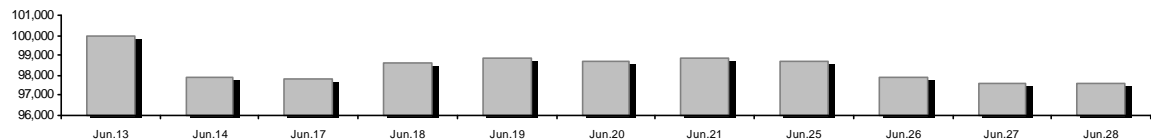
## Summary of Markets

Athex Composite Share Price Index vs Shares and Derivatives Transactions Value

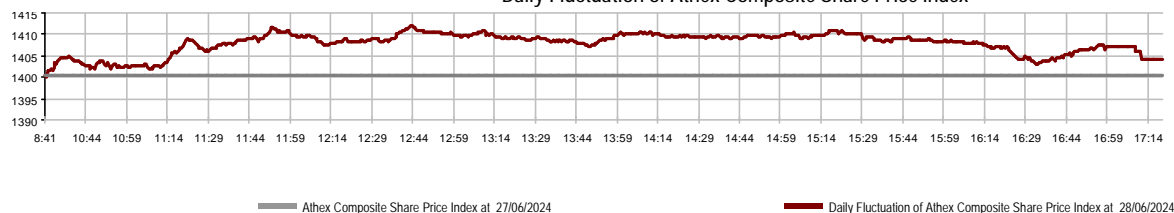


Athex Capitalisation (mill. €)**:	97,562.02		Derivatives Total Open Interest	462,127
Daily change: mill. €   %	-1.36	0.00%	in Index Futures   % daily chng	4,812 2.32%
Yearly Avg Capitalisation: mill. €   % chng prev year Avg	96,994.56	20.66%	in Stock Futures   % daily chng	456,047 0.35%
Athex Composite Share Price Index   % daily chng	1,404.26	0.27%	in Index Options   % daily chng	908 0.78%
Athex Composite Share Price Index Capitalisation (mill. €)	89,639.55		in Stock Options   % daily chng	360 0.00%
Daily change (mill. €)	-9.14			
Securities' Transactions Value with Block Trades Method 6-1 (t)	140,022.45		Derivatives Contracts Volume:	12,488
Daily change: %	12,629.03	9.91%	Daily change: pieces   %	997 8.68%
YtD Avg Trans. Value: thou. €   % chng prev year Avg	141,075.83	28.76%	YtD Avg Derivatives Contracts % chng prev year Avg	41,652 -5.25%
Blocks Transactions Value of Method 6-1 (thou. €)	10,605.63		Derivatives Trades Number:	1,053
Blocks Transactions Value of Method 6-2 & 6-3 (thou. €)	0.00		Daily change: number   %	164 18.45%
Bonds Transactions Value (thou.€)	509.02		YtD Avg Trades number % chng prev year Avg	2,058 -11.69%
Securities' Transactions Volume with Block Trades Method 6-1 (tho)	38,008.70		Lending Total Open Interest	484,707
Daily change: thou. pieces   %	7,103.49	22.98%	Daily change: pieces   %	-69,907 -12.60%
YtD Avg Volume: % chng prev year Avg	31,372.45	-6.69%	Lending Volume (Multilateral/Bilateral)	1,301
Blocks Transactions Volume of Method 6-1 (thou. Pieces)	3,815.84		Daily change: pieces   %	-319,577
Blocks Transactions Volume of Method 6-2 & 6-3 (thou. Pieces)	0.00		Multilateral Lending	105
Bonds Transactions Volume	525,000		Bilateral Lending	1,196
Securities' Trades Number with Block Trades Method 6-1	37,801		Lending Trades Number:	2
Daily change: number   %	5,266	16.19%	Daily change: %	-4
YtD Avg Trades number % chng prev year Avg	40,483	11.76%	Multilateral Lending Trades Number	1
Number of Blocks Method 6-1	12		Bilateral Lending Trades Number	1
Number of Blocks Method 6-2 & 6-3	0			
Number of Bonds Transactions	123			

Athex Capitalisation (mill. €)\*\*



Daily Fluctuation of Athex Composite Share Price Index



## Athex Indices

Index name	28/06/2024	27/06/2024	pts.	%	Min	Max	Year min	Year max	Year change
Athex Composite Share Price Index	1,404.26 #	1,400.43	3.83	0.27%	1,400.24	1,411.95	1,293.14	1,505.35	8.59% #
Athex Composite Index Total Return Index	2,603.61 #	2,596.50	7.11	0.27%	2,596.15	2,617.85	2,355.44	2,756.70	10.54% #
Athex ESG Index	1,597.73 #	1,592.62	5.11	0.32%	1,592.62	1,608.21	1,471.77	1,722.97	8.56% #
ATHEX Alternative Market Price Index	13,387.71 #	13,259.40	128.31	0.97%	13,180.50	13,421.60	9,352.11	15,217.49	43.15% #
FTSE/Athex Large Cap	3,401.83 #	3,391.18	10.65	0.31%	3,391.18	3,424.70	3,122.79	3,665.50	8.94% #
FTSE/Athex Mid Cap Index	2,248.79 #	2,231.29	17.50	0.78%	2,215.70	2,248.79	2,167.92	2,459.55	-0.09% €
FTSE/ATHEX High Dividend Yield Index	3,872.10 #	3,863.02	9.08	0.24%	3,858.56	3,896.86	3,752.57	4,217.66	2.67% #
FTSE/Athex Market Index	812.80 #	811.07	1.73	0.21%	810.92	818.32	746.82	875.18	8.83% #
FTSE/Athex Banks	1,213.48 #	1,209.69	3.79	0.31%	1,207.34	1,225.06	1,057.67	1,349.28	14.30% #
FTSE/ATHEX TECHNOLOGY & TELECOMMUNICAT	5,252.33 €	5,263.02	-10.69	-0.20%	5,249.12	5,312.93	4,915.95	5,705.00	3.55% #
FTSE/ATHEX FINANCIAL SERVICES	5,705.55 #	5,686.50	19.05	0.34%	5,674.30	5,757.88	4,996.31	6,339.99	13.79% #
FTSE/ATHEX REAL ESTATE	4,617.31 #	4,554.35	62.96	1.38%	4,554.35	4,617.31	4,507.00	5,120.52	-6.92% €
FTSE/ATHEX CONSUMER DISCRETIONARY	5,096.97 #	5,033.86	63.11	1.25%	5,027.40	5,100.78	4,919.19	5,557.48	1.62% #
FTSE/ATHEX CONSUMER STAPLES	6,204.40 €	6,233.10	-28.70	-0.46%	6,204.40	6,285.75	5,069.68	6,458.99	21.93% #
FTSE/ATHEX INDUSTRIALS	6,166.78 €	6,210.86	-44.08	-0.71%	6,150.25	6,223.09	5,044.08	6,445.12	21.36% #
FTSE/ATHEX BASIC MATERIALS	4,693.73 €	4,723.33	-29.60	-0.63%	4,693.73	4,793.57	4,577.28	5,876.05	-3.61% €
FTSE/ATHEX ENERGY & UTILITIES	4,989.95 #	4,930.82	59.13	1.20%	4,930.82	4,998.31	4,930.82	5,474.06	0.05% #
Athex All Share Index	326.79 €	326.80	-0.01	0.00%	326.79	326.79	304.60	347.29	8.21% #
Hellenic Mid & Small Cap Index	2,040.91 #	2,024.90	16.01	0.79%	2,023.74	2,041.25	1,929.00	2,157.15	5.80% #
FTSE/Athex Large Cap Total Return	5,720.33 #	5,702.42	17.91	0.31%			5,201.70	6,088.15	10.71% #
FTSE/Athex Mid Cap Total Return	3,060.13 #	3,036.32	23.81	0.78%			2,922.90	3,302.69	0.95% #
MSCI GREECE REBASED	5,335.94 #	5,304.50	31.44	0.59%	5,299.21	5,372.10	4,984.69	5,837.84	7.05% #
Hellenic Corporate Bond Index	132.54 #	132.48	0.06	0.05%			129.54	132.54	2.24% #
Hellenic Corporate Bond Price Index	91.21 #	91.18	0.03	0.04%			90.52	91.29	0.62% #

Note 1: FTSE/Med 100, Hellenic Corporate Bond Price Index and Hellenic Corporate Bond Index closing prices refer to the previous trading day of 26/06/2024.

Note 2: The Hellenic Mid & Small Cap Index is a Customized index calculated by the Athens Exchange.

## Analytic Figures for Athex Market's Boards and Categories

	Total Traded Securities	Main Market	Surveillance	Exchange Traded Funds (ETFs)
Totals	118	112	5	1
Gain / Lose / Same:	58 / 41 / 19	54 / 41 / 17	3 / 0 / 2	1 / 0 / 0
Athex Capitalisation (mill. €) **	97,562.02	97,492.02	70.00	
Daily Average Trans/ons Value(thou.€)	141,075.83	140,878.43	38.91	295.79
Transactions Value	140,022.45	139,986.65	19.03	16.77
Main Board:	129,416.83	129,381.03	19.03	16.77
Blocks Board 6_2_3:	10,605.63	10,605.63	0.00	0.00
Forced Sales Board:	0.00	0.00	0.00	0.00
Special Terms Board:	0.00	0.00	0.00	0.00
Daily Average Transactions Volume	31,372,453	31,216,379	171,747	8,549
Transactions Volume	38,008,696	37,914,347	93,868	481
Main Board:	34,192,853	34,098,504	93,868	481
Blocks Board 6_2_3:	3,815,843	3,815,843	0	0
Forced Sales Board:	0	0	0	0
Special Terms Board:	0	0	0	0
Daily Average Number of Trades	40,483	40,364	69	52
Number of Trades	37,801	37,716	44	41
Main Board:	37,789	37,704	44	41
Blocks Board 6_2_3:	12	12	0	0
Forced Sales Board:	0	0	0	0
Special Terms Board:	0	0	0	0

## Trading Details by Athex Sectors and Financial Instruments (ETFs)

Code	Sectors	Gain / Lose / Same	Number of Trades	Transactions Volume	Transactions Value	% of Total Trans. Value
3010	- Banks	4 / 3 / 0	16,684	30,903,666	81,752,012.33	58.38%
5510	- Basic Resources	4 / 7 / 3	833	280,251	744,023.74	0.53%
5010	- Construction & Materials	3 / 6 / 2	2,129	656,657	4,190,010.44	2.99%
4020	- Consumer Products & Services	3 / 2 / 2	308	60,702	132,306.28	0.09%
6010	- Energy	2 / 2 / 0	2,777	689,337	7,156,688.84	5.11%
12000	- Financial Instruments	1 / 0 / 0	41	481	16,767.34	0.01%
3020	- Financial Services	3 / 2 / 0	528	141,650	683,758.85	0.49%
4510	- Food Beverage & Tobacco	4 / 1 / 1	167	25,632	472,702.09	0.34%
2010	- Health Care	2 / 0 / 1	68	21,855	21,223.33	0.02%
5020	- Industrial Goods & Services	5 / 7 / 2	1,442	372,829	2,557,577.37	1.83%
3030	- Insurance	0 / 1 / 0	15	896	4,211.98	0.00%
4030	- Media	1 / 0 / 0	7	2,650	1,188.50	0.00%
4520	- Personal Care, Drug & Grocery Stores	0 / 1 / 1	244	34,391	281,589.18	0.20%
3510	- Real Estate	8 / 1 / 3	1,073	317,716	1,109,488.56	0.79%
4040	- Retail	6 / 0 / 0	1,089	161,208	3,758,997.06	2.68%
1010	- Technology	4 / 5 / 2	811	282,292	1,281,958.09	0.92%
1510	- Telecommunications	1 / 1 / 0	2,179	604,473	8,183,587.28	5.84%
4050	- Travel & Leisure	2 / 1 / 2	3,203	2,207,812	8,719,424.04	6.23%
6510	- Utilities	5 / 1 / 0	4,203	1,244,198	18,954,938.75	13.54%

## Top 10 best &amp; worst performing Shares

## Main Market

With positive Price change	Closing price	change	With negative Price change	Closing price	change
ALPHA SERVICES HOLD (CR)	1.5235	4.17% #	INTERCONTINENTAL (CR)	2.38	-7.03% €
INTERTECH SA (CR)	1.23	3.80% #	QUALITY & RELIABILITY SA (CR)	1.2	-3.23% €
AEGEAN AIRLINES (CR)	11.68	3.64% #	CPI SA (CR)	0.61	-2.87% €
PPC (CR)	11.24	3.02% #	DOMIKI KRITIS SA (CR)	3.745	-2.73% €
QUEST HOLDINGS (CR)	5.3	2.91% #	EKTER SA (CR)	4.375	-2.13% €
JUMBO SA (CR)	26.88	2.91% #	CENERGY HOLDINGS (CB)	9.59	-2.04% €
LAMDA DEVELOPMENT SA (CR)	6.74	2.74% #	CC HBC AG (CR)	31.5	-1.75% €
KRI-KRI S.A. (CR)	11.35	2.71% #	TITAN CEMENT (CB)	29.25	-1.52% €
KLOUKINAS - LAPPAS SA (CR)	1.535	2.33% #	BANK OF GREECE (CR)	13.25	-1.49% €
REVOIL (CR)	1.78	2.30% #	EUROBANK HOLDINGS (CR)	2.021	-1.42% €
With the highest Transactions Value	Value (thou. €)	change	With the highest Transactions Volume	Volume	change
EUROBANK HOLDINGS (CR)	23,074.38	-1.42% €	EUROBANK HOLDINGS (CR)	11,369,057	-1.42% €
PIRAEUS FINANCIAL HOLD (CR)	21,227.99	0.35% #	ALPHA SERVICES HOLD (CR)	10,645,647	4.17% #
NATIONAL BANK (CR)	20,169.62	-0.21% €	PIRAEUS FINANCIAL HOLD (CR)	6,211,247	0.35% #
ALPHA SERVICES HOLD (CR)	16,080.77	4.17% #	NATIONAL BANK (CR)	2,577,745	-0.21% €
OTE (CR)	8,180.24	-1.39% €	INTRALOT (CR)	1,720,821	1.91% #
METLEN ENERGY & METALS (CR)	7,429.99	1.10% #	OTE (CR)	603,968	-1.39% €
PPC (CR)	6,403.16	3.02% #	PPC (CR)	574,031	3.02% #
OPAP (CR)	5,223.96	-1.01% €	HELLENIQ ENERGY (CR)	470,728	-0.51% €
TERNA ENERGY (CR)	4,454.44	0.41% #	OPAP (CR)	354,428	-1.01% €
HELLENIQ ENERGY (CR)	3,701.79	-0.51% €	TERNA ENERGY (CR)	228,648	0.41% #

Note: Stocks that are not included in the "Under Supervision" category, and the transactions value is more than 10,000 €.

## Derivatives Summary

	Number of Trades	Volume	Open Interest
Index Futures	127	438	4,812
FTSE/Athex Banks	2	6	1,038
FTSE/Athex Large Cap	125	432	3,771
MSCI GREECE REBASED	0	0	3
Stock Futures	915	11,925	456,047
ADMIE (IPTO) HOLDING S.A. (CR)	14	77	23,432
AEGEAN AIRLINES (CR)	15	45	3,423
ALPHA SERVICES HOLD (CR)	214	6,457	165,974
ATHENS INTL AIRPORT (CR)	0	0	686
AUTOHELLAS SA (CR)	0	0	149
AVAX S.A. (CR)	3	26	597
CC HBC AG (CR)	2	6	96
CENERGY HOLDINGS (CB)	14	35	3,937
ELLAKTOR (CR)	8	55	3,631
ELVALHALCOR (CR)	5	20	4,338
EUROBANK HOLDINGS (CR)	64	540	14,173
EYDAP S.A. (CR)	8	23	4,189
FOURLIS (CR)	0	0	1,044
GEK TERNA (CR)	44	241	13,016
HELLENIC EXCHANGES-A.S.E. (CR)	14	68	5,887
HELLENIQ ENERGY (CR)	6	26	4,969
INTRACOM HOLDINGS (CR)	9	25	7,185
INTRAKAT (CR)	22	45	2,316
JUMBO SA (CR)	5	7	518
LAMDA DEVELOPMENT SA (CR)	14	35	7,008
METLEN ENERGY & METALS (CR)	14	50	5,019
MIG (CR)	0	0	96
MOTOR OIL (CR)	18	44	851
NATIONAL BANK (CR)	116	947	12,421
OPAP (CR)	17	92	2,957
OPTIMA BANK (CR)	11	35	61
OTE (CR)	25	94	5,466
P.P.A. S.A. (CR)	4	14	74
PIRAEUS FINANCIAL HOLD (CR)	128	2,340	102,968
PPC (CR)	63	280	31,307
QUEST HOLDINGS (CR)	0	0	185
TERNA ENERGY (CR)	20	174	24,232
TITAN CEMENT (CB)	8	35	171
VIOHALCO SA/NV (CB)	30	89	3,671
Index Options	8	65	908
FTSE/Athex Large Cap	8	65	908
Stock Options	3	60	360
ALPHA SERVICES HOLD (CR)	0	0	0
NATIONAL BANK (CR)	0	0	0
OPAP (CR)	2	55	11
OTE (CR)	1	5	13
PIRAEUS FINANCIAL HOLD (CR)	0	0	220
PPC (CR)	0	0	116
<b>Total Derivatives Traded</b>	<b>1,053</b>	<b>12,488</b>	<b>462,127</b>











## Shares' Notes

Code	Note text
( )	- Adjusted dividends.
*	- Last adjusted closing price.
[1]	- Net dividends.
[2]	- The "Date of Last Coupon" for New listings refers to the date company's stocks started to trade in Athex
[3]	- The Company Market Value is referred to the number of outstanding shares
[4]	- Sectors codification can be found in Appendix A
[5]	- The Market Value refers to the total number of shares listed (including their several classes) in the exchange by the company.
[6]	- P/E greater than 100
[7]	- Last view of the Order Book before the end of the trading session
[8]	- All Blocks Methods' Transactions Value are included.
4750	- Transfer to the Under Surveillance Category from 8/4/2011.
4955	- Transfer to the Surveillance Category as from 5/4/2013.
5093	- Transfer to the Surveillance Category as of 8/4/2015.
5141	- Transfer to the Surveillance Category as of 10/05/2017.
5160	- Transfer to the Surveillance Category as of 15/04/2016.
5165	- Transfer to the Surveillance Category as of 15/02/2018.
5193	- Transfer to the Surveillance Category as of 25/10/2018.
5197	- Transfer to the Surveillance Category as of 07/11/2018.
5232	- Transfer to the Under Surveillance Category from 08/04/2011.
5233	- Suspension of trading as of 13/05/2020.
5248	- Transfer to the Surveillance Category as of 06/09/20116.
5253	- Transfer to the Surveillance Category as of 14/5/2021.
5275	- Transfer to the Surveillance Category as of 09/07/2020.
5277	- Suspension of trading as of 02/05/2023.
5278	- Suspension of trading as of 03/05/2023.

## Securities Blocks Details

Securities	Block Volume	Price	Block Trade Value	Time of approval	Note
ALPHA SERVICES HOLD (CR)	438,261	1.50	658,268.02	11:54:00	20
EUROBANK HOLDINGS (CR)	872,300	2.04	1,782,108.90	14:21:00	20
EUROBANK HOLDINGS (CR)	339,753	2.05	695,134.64	14:37:18	20
EUROBANK HOLDINGS (CR)	500,000	2.05	1,023,000.00	14:43:05	20
PIRAEUS FINANCIAL HOLD (CR)	274,154	3.42	937,606.68	15:10:36	20
PIRAEUS FINANCIAL HOLD (CR)	93,431	3.42	319,440.59	15:27:48	20
PIRAEUS FINANCIAL HOLD (CR)	100,000	3.43	343,000.00	15:56:36	20
PIRAEUS FINANCIAL HOLD (CR)	100,000	3.43	343,100.00	15:57:08	20
EUROBANK HOLDINGS (CR)	339,753	2.03	690,378.10	16:33:03	20
EUROBANK HOLDINGS (CR)	339,753	2.03	690,038.34	16:33:55	20
PIRAEUS FINANCIAL HOLD (CR)	200,000	3.42	683,600.00	16:57:09	20
PPC (CR)	218,438	11.17	2,439,952.46	17:14:47	20

## Blocks Notes

9 - Method 6-1 / Special Fees

10 - Method 6-1 / Special Fees, SDS

14 - Method 6-3 / Settlement, Incomplete Buy and Sell

18 - Method 6-2 / SPOT 1

19 - Method 6-2 / SPOT 2

20 - Method 6-1 and Method 6-1 Same Day Settlement

21 - Other Pre-agreed

**Shares Rights Details**

Occured date	Exercise from	Exercise until	Trading until	<b>Rights</b>	Price min	Price max	Closing price	Last Bid	Last Ask	Volume	Trades	Transactions Value
--------------	---------------	----------------	---------------	---------------	-----------	-----------	---------------	----------	----------	--------	--------	--------------------

No Rights Transactions.

---

**Forced Sales Details**

---

Securities	Category of Security	Transactions Volume	Number of Trades	Transactions Value	Note
------------	----------------------	------------------------	---------------------	-----------------------	------

---

No Forced Transactions.

---

---

**Forced Sales Notes**

---

- 1 - Compulsory Public Forced Sales
- 2 - Forced Sales of Fixed Registered Shares
- 3 - Forced Sales of Remaining Fractional Shares



## Exchange Traded Funds (ETFs) Characteristics

	Transactions Date (T)	Creation / Redemption	Units (T-1)	New Units (T-1)	Redemption Units (T-1)	Units (T) [1]	Fund Assets [2]	Net Unit Price	Dividend per Unit	Dividend Date
ALPHA ETF FTSE Athex Large Cap	28/06/2024	5,000	934,675	---	---	934,675	32,356,930.00	34.6184	0.62	03/07/2023

## ETFs Notes

[1] - Units (T) = Units (T-1) + New Units (T-1) - Redemption Units (T-1)

[2] - The Creation / Redemption Units of T-1 are included.

## Non Convertible Corporate Bonds - Regulated Market

Num Listed Bonds	Nominal price	Issue price	Today's Rate	Exp. Date	Duration (years)	Note	Coupon		Trading Unit	Corporate Bonds	Accrued Int.	Yield.T.Mat	Price min	Price max	Closing price	Previous closing price/date	Volume	Transactions Value	Last order		ear min	Year max		
							Common	Preferred											Price	Buy / Sell			Date	
130,000	1,000.00	1,000.00	6.00	27/02/2029	5	---	1	---	1	INTRALOT S.A. (Non Convertible)	21.0000	5.6180	101.0000	101.0000	101.0000	100.7000	27/06/2024	19,000	19,589.00	100.9000	B	28/06/2024	100.0050	101.9000
320,000	1,000.00	1,000.00	3.40	21/07/2027	7	---	8	---	1	LAMDA DEVELOPMENT S.A. (Non Convertible)	15.3000	4.5410	94.3100	95.8000	95.2150	94.3000	27/06/2024	28,000	26,994.30	94.3200	B	28/06/2024	92.0000	97.1500
200,000	1,000.00	1,000.00	2.10	27/10/2027	7	---	8	---	1	O.P.A.P. S.A. (Non Convertible)	3.7333	3.8580	93.7100	94.2000	93.8461	93.8550	27/06/2024	18,000	16,959.50	94.0000	B	28/06/2024	90.5800	95.0000
200,000	1,000.00	1,000.00	1.90	23/03/2028	7	---	7	---	1	MOTOR OIL CORINTH REFINERIES SA (Non Convertible)	5.1722	3.7740	92.9999	92.9999	92.9999	92.4460	27/06/2024	12,000	11,222.05	92.4100	B	28/06/2024	90.5000	92.9999
100,000	1,000.00	1,000.00	2.95	11/02/2027	5	---	5	---	1	SAFE BULKERS PARTICIPATIONS PLC (Non Convertible)	11.5542	5.4240	93.3500	93.3500	93.3500	93.4000	27/06/2024	15,000	14,175.81	93.0000	B	28/06/2024	92.6794	97.0000
230,000	1,000.00	1,000.00	4.70	12/07/2029	7	---	4	---	1	LAMDA DEVELOPMENT S.A. (Non convertible)	22.4556	4.3460	99.0000	100.0000	99.7778	99.7010	27/06/2024	9,000	9,182.10	99.0000	B	28/06/2024	97.0000	101.2000
100,000	1,000.00	1,000.00	4.40	26/07/2029	7	---	4	---	1	CPLP SHIPPING HOLDINGS PLC (Non Convertible)	19.3111	4.9910	95.7400	96.0000	95.8225	95.7400	27/06/2024	28,000	27,371.01	95.4000	B	28/06/2024	95.0948	100.2438
199,375	1,000.00	1,000.00	3.60	12/03/2026	7	---	11	---	1	AEGEAN AIRLINES S.A. (Non Convertible)	11.2000	3.5720	98.7500	98.9800	98.9200	98.3070	27/06/2024	30,000	29,983.30	97.8000	B	28/06/2024	97.1458	99.3000
150,000	1,000.00	1,000.00	2.60	22/10/2026	7	---	10	---	1	TERNA ENERGY FINANCE S.A. (Non Convertible)	5.1278	4.3250	95.0000	95.2999	95.1799	94.7000	27/06/2024	10,000	9,569.27	94.5000	B	28/06/2024	92.8293	95.9000
500,000	1,000.00	1,000.00	2.75	03/07/2027	7	---	8	---	1	GEK TERNA S.A. (Non Convertible)	13.8264	4.7550	92.5000	93.5000	93.2395	93.4500	27/06/2024	36,000	34,044.74	92.5000	B	28/06/2024	91.5500	94.0000
200,000	1,000.00	1,000.00	4.25	23/01/2029	5	---	1	---	1	AUTOHELLAS S.A. (Non Convertible)	19.0069	4.0960	99.8000	100.3500	100.3033	99.8500	27/06/2024	30,000	30,536.31	99.5100	B	28/06/2024	97.5000	101.0000
175,000	1,000.00	1,000.00	3.40	26/07/2024	5	---	10	---	1	ATTICA HOLDINGS S.A. (Non Convertible)	14.9222	4.6710	---	---	---	99.8400	27/06/2024	---	---	99.2502	B	28/06/2024	98.5000	99.8400
100,000	1,000.00	1,000.00	2.70	25/05/2026	5	---	7	---	1	COSTAMARE PARTICIPATIONS PLC (Non Convertible)	2.7000	4.5650	96.0000	96.0000	96.0000	95.3060	27/06/2024	1,000	962.70	95.2000	B	28/06/2024	94.2567	97.0000
300,000	1,000.00	1,000.00	2.30	20/07/2028	7	---	6	---	1	PRODEA REIC S.A.(Non Convertible)	10.3500	4.6950	89.8000	90.9500	90.6200	89.9000	27/06/2024	60,000	54,639.40	89.8800	B	28/06/2024	86.1234	92.3500
150,000	1,000.00	1,000.00	2.65	22/10/2026	5	---	6	---	1	CPLP SHIPPING HOLDINGS PLC (Non Convertible)	5.2264	4.6740	95.0000	95.0000	95.0000	94.5500	27/06/2024	2,000	1,910.45	94.5001	B	28/06/2024	93.0000	95.0000
250,000	1,000.00	1,000.00	2.45	16/11/2028	7	---	6	---	1	ELVALHALCOR S.A. (Non Convertible)	3.1986	4.5320	91.1000	91.3000	91.2000	91.3590	27/06/2024	40,000	36,607.94	91.0000	B	28/06/2024	88.4206	93.3241
120,000	1,000.00	1,000.00	2.65	06/12/2028	7	---	6	---	1	NOVAL PROPERTY REIC (Non Convertible)	1.9139	4.0970	93.2000	94.0000	93.4250	93.4840	27/06/2024	40,000	37,446.56	93.2000	B	28/06/2024	88.5000	94.2011
300,000	1,000.00	1,000.00	2.30	14/12/2028	7	---	6	---	1	GEK TERNA S.A. (Non Convertible)	1.1500	4.7870	89.0001	89.8900	89.6916	89.8610	27/06/2024	15,000	13,470.98	89.0500	B	28/06/2024	85.0000	90.9000

## Corporate Bonds Notes

Transactions Volume = (Pieces) \* (Nominal Price). Transactions Value = (Pieces) \* (Nominal Price) \* (price %) + (Accrued interest).

The price of a Bond is stated as a percentage (%) of Bond's Nominal Price.

Nominal Price in Euros (€), except if it is noted differently.

## Non Convertible Corporate Bonds - Regulated Market

Num Listed Bonds	Nominal price	Issue price	Today's Rate	Exp. Date	Duration (years)	Note	Coupon		Trading Unit	Corporate Bonds	Accrued Int.	Yield.T.Mat	Price min	Price max	Closing price	Previous closing price/date	Volume	Transactions Value	Last order			ear min	Year max	
							Common	Preferred											Price	Buy / Sell	Date			
100,000	1,000.00	1,000.00	2.80	25/01/2027	5	---	5	---	1	PREMIA S.A. (Non Convertible)	12.3667	5.3970	93.1999	93.1999	93.1999	92.0000	27/06/2024	1,000	944.37	92.0000	B	28/06/2024	90.9974	97.8048
500,000	1,000.00	1,000.00	4.00	10/07/2030	7	---	2	---	1	METLEN ENERGY & METALS S.A. (Non Convertible)	19.3333	3.8680	99.6000	100.1000	99.9003	99.7520	27/06/2024	130,000	132,383.78	99.8000	B	28/06/2024	98.3001	100.6000
120,000	1,000.00	1,000.00	3.95	04/04/2025	7	---	13	---	1	GEK TERNA S.A. (Non Convertible)	9.7653	3.5220	---	---	---	99.6580	27/06/2024	---	---	99.6000	B	28/06/2024	98.6000	100.1000
100,000	1,000.00	1,000.00	5.50	15/12/2028	5	---	2	---	1	IDEAL HOLDINGS S.A. (Non Convertible)	2.2917	4.8180	102.0000	102.0000	102.0000	102.2900	27/06/2024	1,000	1,022.29	102.0000	B	28/06/2024	100.6502	104.1000

## Corporate Bonds Notes

Transactions Volume = (Pieces) \* (Nominal Price). Transactions Value = (Pieces) \* (Nominal Price) \* (price %) + (Accrued interest).

The price of a Bond is stated as a percentage (%) of Bond's Nominal Price.

Nominal Price in Euros (€), except if it is noted differently.

## Government Bonds

Number Listed Bonds	Nominal price	Today's Rate	Accrued Interest Calc	Exp. Date [1]	Duration (years)	Note	Coupons Date	Curr. coupon value	Trading Unit	Government Bonds	Price min	Price max	Closing price	Previous closing price/date	Volume	Transactions Value	Price	Last order Buy / Sell	Date
3,000,000	1,000.00	4.13	Actual/Actual	15/06/2054	30	---	15/06	4.13	1	GGB-FXD-150654-30Y-4.125-1.000	---	---	---	---	---	---	---	---	---
4,700,000	1,000.00	1.88	Actual/Actual	04/02/2035	15	---	04/02	1.88	1	GGB-FXD-040235-15Y-1.875-1.000	---	---	---	---	---	---	---	---	---
6,000,000	1,000.00	0.75	Actual/Actual	18/06/2031	10	---	18/06	0.75	1	GGB-FXD-180631-10Y-0.750-1.000	---	---	---	---	---	---	---	---	---
3,600,000	1,000.00	3.88	Actual/Actual	15/06/2028	5	---	15/06	3.88	1	GGB-FXD-150628-05Y-3.875-1.000	---	---	---	---	---	---	---	---	---
5,962,747,327	1.00	3.75	Actual/Actual	30/01/2028	10	---	/02 - 01/02 - 31/	3.75	1	GGB-FXD-300128-10Y-3.750-1.000	---	---	---	85.4610 13/07/2018	---	---	1.0000	B	28/11/2018
7,067,309,386	1.00	3.90	Actual/Actual	30/01/2033	15	---	/02 - 01/02 - 31/	3.90	1	GGB-FXD-300133-15Y-3.900-1.000	---	---	---	78.6730 13/07/2018	---	---	1.0000	B	28/11/2018
5,622,848,349	1.00	4.00	Actual/Actual	30/01/2037	19	---	/02 - 01/02 - 31/	4.00	1	GGB-FXD-300137-19Y-4.000-1.000	---	---	---	77.0370 13/07/2018	---	---	1.0000	B	28/11/2018
5,476,770,669	1.00	4.20	Actual/Actual	30/01/2042	24	---	/02 - 01/02 - 31/	4.20	1	GGB-FXD-300142-24Y-4.200-1.000	---	---	---	77.7640 13/07/2018	---	---	1.0000	B	28/11/2018
4,450,000	1,000.00	3.38	Actual/Actual	15/06/2034	10	---	15/06	3.38	1	GGB-FXD-150634-10Y-3.375-1.000	---	---	---	---	---	---	---	---	---
40,248,141	1.00	4.30	Actual/Actual	24/02/2025	13	---	24/02	4.30	1	GGB-FXD-240225-13Y-2.000-1.000	---	---	---	10.0000 22/06/2015	---	---	---	---	---
59,586,043	1.00	4.30	Actual/Actual	24/02/2026	14	---	24/02	4.30	1	GGB-FXD-240226-14Y-2.000-1.000	---	---	---	10.0000 22/06/2015	---	---	---	---	---
41,118,344	1.00	4.30	Actual/Actual	24/02/2027	15	---	24/02	4.30	1	GGB-FXD-240227-15Y-2.000-1.000	---	---	---	10.0000 22/06/2015	---	---	---	---	---
45,137,734	1.00	4.30	Actual/Actual	24/02/2028	16	---	24/02	4.30	1	GGB-FXD-240228-16Y-2.000-1.000	---	---	---	10.0000 22/06/2015	---	---	---	---	---
61,768,888	1.00	4.30	Actual/Actual	24/02/2029	17	---	24/02	4.30	1	GGB-FXD-240229-17Y-2.000-1.000	---	---	---	10.0000 22/06/2015	---	---	---	---	---
54,567,744	1.00	4.30	Actual/Actual	24/02/2030	18	---	24/02	4.30	1	GGB-FXD-240230-18Y-2.000-1.000	---	---	---	10.0000 22/06/2015	---	---	---	---	---
37,541,515	1.00	4.30	Actual/Actual	24/02/2031	19	---	24/02	4.30	1	GGB-FXD-240231-19Y-2.000-1.000	---	---	---	10.0000 22/06/2015	---	---	---	---	---
37,558,317	1.00	4.30	Actual/Actual	24/02/2032	20	---	24/02	4.30	1	GGB-FXD-240232-20Y-2.000-1.000	---	---	---	10.0000 22/06/2015	---	---	---	---	---
37,473,732	1.00	4.30	Actual/Actual	24/02/2033	21	---	24/02	4.30	1	GGB-FXD-240233-21Y-2.000-1.000	---	---	---	10.0000 22/06/2015	---	---	---	---	---
33,888,293	1.00	4.30	Actual/Actual	24/02/2034	22	---	24/02	4.30	1	GGB-FXD-240234-22Y-2.000-1.000	---	---	---	10.0000 22/06/2015	---	---	---	---	---
35,177,800	1.00	4.30	Actual/Actual	24/02/2035	23	---	24/02	4.30	1	GGB-FXD-240235-23Y-2.000-1.000	---	---	---	10.0000 22/06/2015	---	---	---	---	---
35,547,268	1.00	4.30	Actual/Actual	24/02/2036	24	---	24/02	4.30	1	GGB-FXD-240236-24Y-2.000-1.000	---	---	---	10.0000 22/06/2015	---	---	---	---	---
40,246,306	1.00	4.30	Actual/Actual	24/02/2037	25	---	24/02	4.30	1	GGB-FXD-240237-25Y-2.000-1.000	---	---	---	10.0000 22/06/2015	---	---	---	---	---
37,643,952	1.00	4.30	Actual/Actual	24/02/2038	26	---	24/02	4.30	1	GGB-FXD-240238-26Y-2.000-1.000	---	---	---	10.0000 22/06/2015	---	---	---	---	---
36,977,100	1.00	4.30	Actual/Actual	24/02/2039	27	---	24/02	4.30	1	GGB-FXD-240239-27Y-2.000-1.000	---	---	---	10.0000 22/06/2015	---	---	---	---	---
41,615,000	1.00	4.30	Actual/Actual	24/02/2040	28	---	24/02	4.30	1	GGB-FXD-240240-28Y-2.000-1.000	---	---	---	10.0000 22/06/2015	---	---	---	---	---
42,227,208	1.00	4.30	Actual/Actual	24/02/2041	29	---	24/02	4.30	1	GGB-FXD-240241-29Y-2.000-1.000	---	---	---	10.0000 22/06/2015	---	---	---	---	---
68,288,487	1.00	4.30	Actual/Actual	24/02/2042	30	---	24/02	4.30	1	GGB-FXD-240242-30Y-2.000-1.000	---	---	---	10.0000 22/06/2015	---	---	---	---	---
4,000,000	1,000.00	3.88	Actual/Actual	12/03/2029	10	---	12/03	3.88	1	GGB-FXD-120329-10Y-3.875-1.000	---	---	---	---	---	---	100.0000	B	15/10/2019
4,500,000	1,000.00	0.00	Actual/Actual	12/02/2026	5	---	12/02	0.00	1	GGB-FXD-120226-05Y-3.000-1.000	---	---	---	---	---	---	---	---	---
2,209,163	1,000.00	3.38	Actual/Actual	15/02/2025	7	---	15/02	3.38	1	GGB-FXD-150225-07Y-3.375-1.000	---	---	---	---	---	---	---	---	---
964,000	1,000.00	3.25	Actual/Actual	20/03/2025	6	---	20/03	3.25	1	GGB-FXD-200325-06Y-3.250-1.000	---	---	---	---	---	---	---	---	---
2,100,000	1,000.00	3.55	Actual/Actual	20/03/2026	7	---	20/03	3.55	1	GGB-FXD-200326-07Y-3.550-1.000	---	---	---	---	---	---	---	---	---
5,500,000	1,000.00	1.50	Actual/Actual	18/06/2030	10	---	18/06	1.50	1	GGB-FXD-180630-10Y-1.500-1.000	---	---	---	---	---	---	---	---	---
3,500,000	1,000.00	4.38	Actual/Actual	18/07/2038	15	---	18/07	4.38	1	GGB-FXD-180738-15Y-4.375-1.000	---	---	---	---	---	---	---	---	---

## Government Bonds Notes

Transactions Volume = (Pieces) \* (Nominal Price). Transactions Value = (Pieces) \* (Nominal Price) \* (price %) + (Accrued interest).

The Value of current coupon for the issues with NV 0.01 euro refers to NV 100 euros

FLR: Floating Interest Rate.

[1] - The Expiration Date of the interest bearing period and the Date for coupon payment.

## Government Bonds

Number Listed Bonds	Nominal price	Today's Rate	Accrued Interest Calc	Exp. Date [1]	Duration (years)	Note	Coupons Date	Curr. coupon value	Trading Unit	Government Bonds	Price min	Price max	Closing price	Previous closing price/date	Volume	Transactions Value	Price	Last order Buy / Sell	Date	
40,000	1,000.00	4.67	FLR	Actual/360	18/09/2024	1	---	18/09 - 19/03	---	1	GGB-FLT-180924-01Y-4.670-1.000	---	---	---	---	---	---	---	---	---
5,364,250	1,000.00	3.25		Actual/Actual	20/03/2050	30	---	20/03	3.25	1	GGB-FXD-200350-30Y-3.250-1.000	---	---	---	---	---	---	---	---	---
3,924,361	1,000.00	2.00		Actual/Actual	22/04/2027	7	---	22/04	2.00	1	GGB-FXD-220427-07Y-2.000-1.000	---	---	---	---	---	99.9000	B	22/04/2020	
2,500,000	1,000.00	1.88		Actual/Actual	23/07/2026	7	---	23/07	1.88	1	GGB-FXD-230726-07Y-1.875-1.000	---	---	---	---	---	---	---	---	---
4,900,000	1,000.00	4.25		Actual/Actual	15/06/2033	10	---	15/06	4.25	1	GGB-FXD-150633-10Y-4.250-1.000	---	---	---	---	---	---	---	---	---
3,500,000	1,000.00	1.88		Actual/Actual	24/01/2052	30	---	24/01	1.88	1	GGB-FXD-240152-30Y-1.875-1.000	---	---	---	---	---	---	---	---	---
3,700,000	1,000.00	1.75		Actual/Actual	18/06/2032	10	---	18/06	1.75	1	GGB-FXD-180632-10Y-1.750-1.000	---	---	---	---	---	---	---	---	---
2,200,000	1,000.00	1.13	FLR	Actual/360	15/12/2027	5	---	- 15/12 - 15/03 -	---	1	GGB-FLT-151227-05Y-1.130-1.000	---	---	---	---	---	102.1600	B	30/12/2022	

## Government Bonds Notes

Transactions Volume = (Pieces) \* (Nominal Price). Transactions Value = (Pieces) \* (Nominal Price) \* (price %) + (Accrued interest).

The Value of current coupon for the issues with NV 0.01 euro refers to NV 100 euros

FLR: Floating Interest Rate.

[1] - The Expiration Date of the interest bearing period and the Date for coupon payment.

Treasury Bills & Zero Coupon Government Bonds

Issue Date	13-Week Maturity									26-Week Maturity									52-Week Maturity								
	Exp. Date	Initial Rate	Num Listed Bonds	Nominal price	Issue price	Last Trade Price	Last Trade Date	Volume Traded	Note	Exp. Date	Initial Rate	Num Listed Bonds	Nominal price	Issue price	Last Trade Price	Last Trade Date	Volume Traded	Note	Exp. Date	Initial Rate	Num Listed Bonds	Nominal price	Issue price	Last Trade Price	Last Trade Date	Volume Traded	Note
08/09/2023	---	---	---	---	---	---	---	---	---	---	---	---	---	---	---	---	---	---	06/09/2024	3.81	812,500	1,000.00	962.90	---	---	---	---
08/12/2023	---	---	---	---	---	---	---	---	---	---	---	---	---	---	---	---	---	---	06/12/2024	3.70	600,000	1,000.00	963.90	---	---	---	---
08/03/2024	---	---	---	---	---	---	---	---	---	---	---	---	---	---	---	---	---	---	07/03/2025	3.73	812,500	1,000.00	963.70	---	---	---	---
07/06/2024	---	---	---	---	---	---	---	---	---	---	---	---	---	---	---	---	---	---	06/06/2025	3.34	600,000	1,000.00	967.30	---	---	---	---

Bonds in Circulation	Currency / Min nominal traded Value	Coupons Payment Date	Current Coupon Value	Note	Coupon	Trading Unit	Issue Date	Duration (years)	Today's Interest	A.I.C in days	Bonds	Last price of previous days		Last Outcry in Cash (euro)		Trades in Pieces	Life min	Life Max	
												Price	Buy / Sell	Price	Buy / Sell				
<b>Corporate Bonds in Foreign Currency and Euro</b>																			
103,746	GBP / 10	01/12	0.25	---	65	1	01/12/1930	98	2.5	360	National Mortgage Bank	2.27	05/02/1996	2.27	S	05/02/1996	---	2.27	2.27
0	GBP / 10	01/12	0.25	---	67	1	01/12/1928	100	2.5	360	National Mortgage Bank	---	---	---	---	---	---	---	---

## Government Bonds Notes

A.I.C: Accrued Interest Calculation base.

FLR: Floating Interest Rate.

The minimum tradeable Nominal Value for all Demeterialised Government Titles is 100 Euros.

(μτφρ-0)

## Athex &amp; ATHEXClear Members List

Member Name				Stock Market			Derivatives Market		ATHEXClear Member	
	Address	Phone	Fax	Market Member	Remote Member	Market Maker	Proprietary	Market Maker	General Clearing	Direct Clearing
A. SARRIS SECURITIES S.A.				a						
6, ΔΡΑΓΑΤΣΑΝΙΟΥ 6 ΑΘΗΝΑ	2103367700									
ΑΕΟΝIC SECURITIES C.I.F. P.L.C.				a						
, ΛΑΪΟΥ 6, ΓΡ. 301B, ANNA COURT	35725337600									
ALPHA BANK S.A.									a	
, ΣΤΑΔΙΟΥ 40 ΑΘΗΝΑ	2103260000									
ALPHA FINANCE INVESTMENT SERVICES SINGLE MEMBER SA				a		a	a	a		a
5, ΠΑΝΕΠΙΣΤΗΜΙΟΥ 45 ΑΘΗΝΑ	2103677400									
ARGUS STOCKBROKERS LTD				a	a		a			
25, 25 ΛΕΩΦΟΡΟΣ ΔΗΜΟΣΘΕΝΗ ΣΕΒΕΡΗ	0035722717000									
ATHLOS CAPITAL INVESTMENT SERVICES LTD					a					
, 17 STASINOU AVENUE, BEDIZIA TOWER, 6TH & 7TH FL.	35722110777									
ATLANTIC SECURITIES LTD				a	a					
37, ΠΡΟΔΡΟΜΟΥ 37	0035722445400									
AXON SECURITIES S.A.				a			a			
48, ΣΤΑΔΙΟΥ 48 ΑΘΗΝΑ	2103363800									
BETA SECURITIES S.A.				a		a	a			a
29, ΑΛΕΞΑΝΔΡΑΣ 29 ΑΘΗΝΑ	210 6478900									
BNP PARIBAS S.A.									a	
, ΛΑΜΨΑΚΟΥ 2 ΑΘΗΝΑ	2107468525									
BOFA SECURITIES EUROPE SA				a	a					
, 51 RUE LA BOÉTIE	+33 153655555									
CAPITAL SECURITIES S.A.				a			a			
58, ΜΗΤΡΟΠΟΛΕΩΣ 58 ΑΘΗΝΑ	2103369700									
CITIGROUP GLOBAL MARKETS EUROPE AG				a	a					
16, REUTERWEG 16	+49 691366-0									
CITIGROUP GLOBAL MARKETS LIMITED				a						
1, 33 CANADA SQUARE - CANARY WHARF	+44 02079864000									
CREDIT SUISSE BANK (EUROPE), S.A.				a						
, CALLE AYALA 42, 3A PLANTA-B MADRID	+34917916000									
CREDIT SUISSE SECURITIES (EUROPE) LIMITED				a						
1, ONE CABOT SQUARE LONDON	+44 2078888888									
CYCLOS SECURITIES S.A.				a			a			
39, ΧΑΡΙΛΑΟΥ ΤΡΙΚΟΥΠΗ 6-8-10 ΑΘΗΝΑ	2103364300									
DEUTSCHE BANK S.A.					a					
1, GREAT WINCHESTER STREET LONDON	+44 20 754 54209	00441133361437								
EUROBANK EQUITIES INVESTMENT FIRM SINGLE MEMBER SA				a		a	a	a		a
, ΦΙΛΕΛΗΝΩΝ 10 & ΞΕΝΟΦΩΝΤΟΣ 13 ΑΘΗΝΑ	2103720425									
EUROBANK S.A.									a	
, ΟΘΩΝΟΣ 8 ΑΘΗΝΑ	2144043907									
EUROCORP INVESTMENT SERVICES S.A.				a			a			a
14, ΠΛ.ΦΙΛΙΚΗΣ ΕΤΑΙΡΕΙΑΣ 14 ΑΘΗΝΑ	2107263600									
EUROTRUST INVESTMENT FIRM SA				a						
113, ΣΕΒΑΣΤΟΥΠΟΛΕΩΣ 113 ΑΘΗΝΑ	2103363100									
EUROXX SECURITIES S.A.				a		a	a	a		a
7, ΠΑΛΑΙΟΛΟΓΟΥ ΧΑΛΑΝΔΡΙ	(210)-6879400	(210)-6879401								
7, ΠΑΛΕΟΛΟΓΟΥ ΧΑΛΑΝΔΡΙ	+30 2106879400	210-6879401								
FREEDOM FINANCE EUROPE LTD				a	a					
, ΧΡΙΣΤΑΚΗ ΚΡΑΝΟΥ 20	035725257786									
G. A. PERVANAS SECURITIES- INVESTMENT SERVICES S.A.				a						
7-9, ΣΟΦΟΚΛΕΟΥΣ 7-9 ΑΘΗΝΑ	2103727200									
GLOBAL CAPITAL SECURITIES & FINANCIAL SERVICES LTD				a	a					
50, ΛΑΡΧΙΕΠΙΣΚΟΠΟΥ ΜΑΚΑΡΙΟΥ Γ50	0035722710710									
GREENPOST TRADING EUROPE LTD				a	a	a				
, ΚΙΜΩΝΟΣ 3, ACROPOLIS MANSIONS, 2ND FLOOR, FLAT/OFFICE 202	035722521389									
HELLENIC AMERICAN SECURITIES S.A.				a		a	a			a
27, ΑΝΔΡΕΑ ΠΑΠΑΝΔΡΕΟΥ 27 ΜΑΡΟΥΣΙ	2103311100									
HELLENIC BANK (INVESTMENTS) LTD					a					
, ΑVE.ΚΥΡΙΑΚΟΥ ΜΑΤΣΙ 31 - ΡΟ BOX 24747 NICOSIA	+357 22500100	357 22500110								
HSBC CONTINENTAL EUROPE									a	
109-111, ΑΜΕΣΟΓΕΙΩΝ 109-111	2106960000									
INDEX SECURITIES S.A.				a						
6, ΔΡΑΓΑΤΣΑΝΙΟΥ 6 ΑΘΗΝΑ	2103213920									



## Athex &amp; ATHEXClear Members List

Member Name				Stock Market			Derivatives Market		ATHEXClear Member	
	Address	Phone	Fax	Market Member	Remote Member	Market Maker	Proprietary	Market Maker	General Clearing	Direct Clearing
J. CHR. MAVRIKIS SECURITIES S.A.				a						
5, ΣΟΦΟΚΛΕΟΥΣ 5 ATHINA	2103216730									
KAPPA SECURITIES S.A.				a			a			
15, ΒΑΛΑΩΡΙΤΟΥ 15 ATHINA	2103678600									
KARAMANOF SECURITIES & INVESTMENT SERVICES S.A.				a						
2, ΠΛ.ΑΓ.ΘΕΟΔΩΡΩΝ 2 ATHINA	2103212947									
LAIKI FINANCIAL SERVICES LTD					a					
26, AVE. VYRONOS NICOSIA	357 22367367	357 22718567								
LEON DEPOLAS SECURITIES S.A.				a		a	a			
1, ΧΡΗΣΤΟΥ ΛΑΔΑ 1 ATHINA	2103213276 -28									
MEGA EQUITY SECURITIES & FINANCIAL SERVICES PUBLIC LTD				a	a		a			
42-44, ΛΕΩΦ.ΓΡΙΒΑ ΔΙΓΕΝΗ 42-44	0035722711711									
MERIT SECURITIES S.A				a		a	a			a
5, ΣΟΦΟΚΛΕΟΥΣ 5 ATHINA	2141008814									
MERRILL LYNCH INTERNATIONAL				a						
2, 2 KING EDWARD STREET LONDON	+44 20276281000									
N. CHRYSOCHOIDIS STOCK BROKERAGE I.S.S.A.				a			a			a
7-9, ΣΟΦΟΚΛΕΟΥΣ 7-9 ATHINA	2103213913									
NATIONAL BANK OF GREECE S.A.				a		a	a		a	
86, ΑΙΟΛΟΥ STR. ATHINA	(210)-3341000	(210)-3228187								
68, ΑΚΑΔΙΜΙΑΣ STR. ATHINA	(210)-3328817	(210)-3328678								
NATIONAL SECURITIES SINGLE MEMBER SA				a		a	a	a		
66, ΛΕΩΦΟΡΟΣ ΑΘΗΝΩΝ 128-132 & ΙΦΙΓΕΝΙΑΣ ATHINA	2103328784									
NUNTIUS BROKERAGE AND INVESTMENT SERVICES SINGLE MEMBER S.A.				a						
6, ΔΡΑΓΑΤΣΑΝΙΟΥ 6 ATHINA	2103350599									
ONE PLUS CAPITAL LIMITED				a	a					
, 75 PRODROMOU AVENUE NICOSIA 1307	35722873760									
OPTIMA BANK S.A.				a		a	a	a	a	
, ΑΙΓΙΑΛΕΙΑΣ 32 & ΠΑΡΑΔΕΙΣΟΥ ΜΑΡΟΥΣΙ	210 8173000									
PANCRETA BANK S.A									a	
, ΙΚΑΡΟΥ 5	2810338746									
PANTELAKIS SECURITIES S.A.				a		a	a	a		
57, ΕΘΝΙΚΗΣ ΑΝΤΙΣΤΑΣΕΩΣ 57, ΚΤΙΠΙΟ Β CHALANDRI	2106965000									
PIRAEUS BANK S.A.				a			a		a	
, ΑΜΕΡΙΚΗΣ 4 ATHINA	2103335000									
PIRAEUS SECURITIES S. A.				a		a	a	a		a
10, ΣΤΑΔΙΟΥ 10 ATHINA	2103354100									
PROCHOICE SECURITIES LTD				a	a					
57, ΛΕΩΦ.ΣΠΥΡΟΥ ΚΥΠΡΙΑΝΟΥ 57, ΑΚΙΝΗΤΑ Φ	035724661192									
SHARELINK SECURITIES & FINANCIAL SERVICES LTD				a			a			
6, HOUSE-ΘΕΟΤΟΚΗ 6 ΜΕΓΑΡΟ ΕΛΛΗΝΑ	+357 22554200									
SOCIETE GENERALE S.A.				a	a		a			
, 17 COURS VALMY, CEDEX	+157290504									
SOLIDUS SECURITIES S.A				a			a			a
64, ΛΟΥΙΖΗΣ ΠΙΑΝΚΟΥΡ 64 ATHINA	2106900600									
ST. EM. LAVRENTAKIS SECURITIES S.A.				a						
7-9, ΣΟΦΟΚΛΕΟΥΣ 7-9 ATHINA	2103213336									
THE CYPRUS INVESTMENT & SECURITIES CORPORATION LTD				a	a					
154, 1 AG. PROKOPIOU & POSIDONOS 1ST FLOOR	0035722121700									
UBS EUROPE SE				a	a					
, OPERNTURM, BOCKENHEIMER LANDSTRASSE 2-4	496921790									
UBS LIMITED					a					
1, FINSBURY AVENUE LONDON	+44 2075687135									
VIGOR FINANCE INVESTMENT SERVICES S.A.				a			a			
, ΨΥΧΑΡΗ 14 Ν. PSYCHIKO	2106718400									

List of Stocks under Market Making operations

Securities	Market Maker	Start Market Making	Stock Category	Suspension Status
<b>MLS MULTIMEDIA SA (CR)</b>				
	PIRAEUS SECURITIES S. A.	01/08/2019		
<b>ALPHA ETF FTSE Athex Large Cap</b>			Exchange Traded Funds (ETFs)	
	ALPHA FINANCE INVESTMENT SERVICES SINGLE MEMBER SA	02/01/1900		
	NATIONAL SECURITIES SINGLE MEMBER SA	02/01/1900		
<b>ADMIE (IPTO) HOLDING S.A. (CR)</b>			Main Market	
	EUROBANK EQUITIES INVESTMENT FIRM SINGLE MEMBER SA	24/05/2021		
	HELLENIC AMERICAN SECURITIES S.A.	09/03/2020		
	PIRAEUS SECURITIES S. A.	29/06/2017		
<b>AEGEAN AIRLINES (CR)</b>			Main Market	
	EUROBANK EQUITIES INVESTMENT FIRM SINGLE MEMBER SA	22/09/2020		
<b>ALPHA SERVICES HOLD (CR)</b>			Main Market	
	ALPHA FINANCE INVESTMENT SERVICES SINGLE MEMBER SA	29/02/2016		
	EUROBANK EQUITIES INVESTMENT FIRM SINGLE MEMBER SA	22/10/2006		
	GREENPOST TRADING EUROPE LTD	12/06/2023		
	HELLENIC AMERICAN SECURITIES S.A.	25/07/2014		
	LEON DEPOLAS SECURITIES S.A.	04/01/2016		
	MERIT SECURITIES S.A	03/09/2012		
	NATIONAL SECURITIES SINGLE MEMBER SA	02/01/1900		
	PIRAEUS SECURITIES S. A.	28/05/2009		
<b>ALPHA TRUST HOLDINGS (CR)</b>			Main Market	
	EUROBANK EQUITIES INVESTMENT FIRM SINGLE MEMBER SA	06/02/2023		
	LEON DEPOLAS SECURITIES S.A.	04/01/2021		
<b>ALUMIL (CR)</b>			Main Market	
	PIRAEUS SECURITIES S. A.	31/07/2023		
<b>ANDROMEDA SA (CR)</b>			Main Market	
	BETA SECURITIES S.A.	15/02/2021		
	OPTIMA BANK S.A.	03/04/2023		
<b>ATHENS INTL AIRPORT (CR)</b>			Main Market	
	PIRAEUS SECURITIES S. A.	03/06/2024		
<b>ATTICA BANK S.A. (CR)</b>			Main Market	
	EUROXX SECURITIES S.A.	22/01/2016		
<b>AUSTRIACARD (CB)</b>			Main Market	
	BETA SECURITIES S.A.	23/03/2023		
	EUROBANK EQUITIES INVESTMENT FIRM SINGLE MEMBER SA	15/05/2023		
	EUROXX SECURITIES S.A.	10/06/2024		
<b>AUTOHELLAS SA (CR)</b>			Main Market	
	ALPHA FINANCE INVESTMENT SERVICES SINGLE MEMBER SA	01/07/2019		
	EUROXX SECURITIES S.A.	02/07/2018		
<b>AVAX S.A. (CR)</b>			Main Market	
	EUROBANK EQUITIES INVESTMENT FIRM SINGLE MEMBER SA	14/12/2015		
	OPTIMA BANK S.A.	04/09/2023		
	PIRAEUS SECURITIES S. A.	01/02/2021		
<b>AVE (CR)</b>			Main Market	
	EUROXX SECURITIES S.A.	05/06/2020		
<b>BRIQ PROPERTIES (CR)</b>			Main Market	
	EUROBANK EQUITIES INVESTMENT FIRM SINGLE MEMBER SA	09/09/2019		
	LEON DEPOLAS SECURITIES S.A.	22/02/2021		
	PIRAEUS SECURITIES S. A.	05/02/2024		
<b>CC HBC AG (CR)</b>			Main Market	
	BETA SECURITIES S.A.	08/03/2021		
	NATIONAL SECURITIES SINGLE MEMBER SA	02/01/1900		
	PIRAEUS SECURITIES S. A.	04/05/2015		
<b>CENERGY HOLDINGS (CB)</b>			Main Market	
	ALPHA FINANCE INVESTMENT SERVICES SINGLE MEMBER SA	02/01/2016		
	EUROBANK EQUITIES INVESTMENT FIRM SINGLE MEMBER SA	02/01/2016		
	OPTIMA BANK S.A.	14/03/2022		
	PANTELAKIS SECURITIES S.A.	27/12/2022		
<b>CNL CAPITAL (CR)</b>			Main Market	
	MERIT SECURITIES S.A	01/10/2018		
<b>DIMAND (CR)</b>			Main Market	
	ALPHA FINANCE INVESTMENT SERVICES SINGLE MEMBER SA	08/08/2022		
	EUROBANK EQUITIES INVESTMENT FIRM SINGLE MEMBER SA	08/08/2022		
	PANTELAKIS SECURITIES S.A.	15/05/2023		
<b>EKTER SA (CR)</b>			Main Market	
	BETA SECURITIES S.A.	26/09/2022		
	EUROBANK EQUITIES INVESTMENT FIRM SINGLE MEMBER SA	16/10/2017		
	LEON DEPOLAS SECURITIES S.A.	21/05/2018		

## List of Stocks under Market Making operations

Securities	Stock Category
Market Maker	Start Market Making
<b>ELASTRON (CR)</b>	Main Market
LEON DEPOLAS SECURITIES S.A.	20/02/2017
<b>ELLAKTOR (CR)</b>	Main Market
ALPHA FINANCE INVESTMENT SERVICES SINGLE MEMBER SA	18/03/2019
EUROBANK EQUITIES INVESTMENT FIRM SINGLE MEMBER SA	01/06/2012
EUROXX SECURITIES S.A.	24/09/2018
NATIONAL SECURITIES SINGLE MEMBER SA	02/01/1900
PIRAEUS SECURITIES S. A.	22/10/2018
<b>ELTON SA (CR)</b>	Main Market
OPTIMA BANK S.A.	30/01/2023
<b>ELVALHALCOR (CR)</b>	Main Market
ALPHA FINANCE INVESTMENT SERVICES SINGLE MEMBER SA	07/05/2018
BETA SECURITIES S.A.	09/01/2023
EUROBANK EQUITIES INVESTMENT FIRM SINGLE MEMBER SA	07/05/2018
<b>EUROBANK HOLDINGS (CR)</b>	Main Market
ALPHA FINANCE INVESTMENT SERVICES SINGLE MEMBER SA	09/01/2006
EUROBANK EQUITIES INVESTMENT FIRM SINGLE MEMBER SA	01/06/2012
GREENPOST TRADING EUROPE LTD	12/06/2023
HELLENIC AMERICAN SECURITIES S.A.	25/07/2014
LEON DEPOLAS SECURITIES S.A.	30/11/2018
MERIT SECURITIES S.A.	06/11/2017
NATIONAL SECURITIES SINGLE MEMBER SA	02/01/1900
PIRAEUS SECURITIES S. A.	28/09/2009
<b>EUROCONSULTANTS S.A. (CR)</b>	Main Market
EUROBANK EQUITIES INVESTMENT FIRM SINGLE MEMBER SA	22/07/2014
OPTIMA BANK S.A.	01/02/2023
<b>EYDAP S.A. (CR)</b>	Main Market
ALPHA FINANCE INVESTMENT SERVICES SINGLE MEMBER SA	27/01/2020
EUROBANK EQUITIES INVESTMENT FIRM SINGLE MEMBER SA	10/06/2019
<b>FOURLIS (CR)</b>	Main Market
EUROBANK EQUITIES INVESTMENT FIRM SINGLE MEMBER SA	01/12/2016
PIRAEUS SECURITIES S. A.	06/03/2017
<b>GEK TERNA (CR)</b>	Main Market
BETA SECURITIES S.A.	08/03/2021
EUROBANK EQUITIES INVESTMENT FIRM SINGLE MEMBER SA	24/05/2021
PIRAEUS SECURITIES S. A.	29/08/2019
<b>GR. SARANTIS S.A. (CR)</b>	Main Market
BETA SECURITIES S.A.	14/05/2012
EUROBANK EQUITIES INVESTMENT FIRM SINGLE MEMBER SA	24/10/2016
PIRAEUS SECURITIES S. A.	02/04/2024
<b>HELLENIC EXCHANGES-A.S.E. (CR)</b>	Main Market
HELLENIC AMERICAN SECURITIES S.A.	01/09/2014
NATIONAL SECURITIES SINGLE MEMBER SA	02/01/1900
PIRAEUS SECURITIES S. A.	04/05/2015
<b>HELLENIQ ENERGY (CR)</b>	Main Market
ALPHA FINANCE INVESTMENT SERVICES SINGLE MEMBER SA	07/11/2023
EUROBANK EQUITIES INVESTMENT FIRM SINGLE MEMBER SA	01/11/2023
HELLENIC AMERICAN SECURITIES S.A.	14/09/2015
PIRAEUS SECURITIES S. A.	20/03/2017
<b>IDEAL HOLDINGS (CR)</b>	Main Market
EUROBANK EQUITIES INVESTMENT FIRM SINGLE MEMBER SA	07/06/2021
PIRAEUS SECURITIES S. A.	07/06/2021
<b>INTERCONTINENTAL (CR)</b>	Main Market
LEON DEPOLAS SECURITIES S.A.	03/06/2019
<b>INTERLIFE G.C.I.(CR)</b>	Main Market
PIRAEUS SECURITIES S. A.	22/01/2024
<b>INTERWOOD-XYLEMPORIA (CR)</b>	Main Market
EUROBANK EQUITIES INVESTMENT FIRM SINGLE MEMBER SA	05/07/2021
PANTELAKIS SECURITIES S.A.	01/07/2021
<b>INTRAKAT (CR)</b>	Main Market
BETA SECURITIES S.A.	04/10/2021
PANTELAKIS SECURITIES S.A.	10/10/2022
<b>JUMBO SA (CR)</b>	Main Market
BETA SECURITIES S.A.	01/02/2021
EUROBANK EQUITIES INVESTMENT FIRM SINGLE MEMBER SA	25/05/2020
GREENPOST TRADING EUROPE LTD	12/06/2023
MERIT SECURITIES S.A.	06/11/2017
PIRAEUS SECURITIES S. A.	06/03/2017

## List of Stocks under Market Making operations

Securities	Stock Category
Market Maker	Start Market Making
<b>KLOUKINAS - LAPPAS SA (CR)</b>	Main Market
OPTIMA BANK S.A.	02/01/2023
<b>KRI-KRI S.A. (CR)</b>	Main Market
EUROBANK EQUITIES INVESTMENT FIRM SINGLE MEMBER SA	07/05/2018
PIRAEUS SECURITIES S. A.	11/12/2023
<b>LAMDA DEVELOPMENT SA (CR)</b>	Main Market
EUROBANK EQUITIES INVESTMENT FIRM SINGLE MEMBER SA	08/12/2014
PANTELAKIS SECURITIES S.A.	06/11/2017
PIRAEUS SECURITIES S. A.	29/06/2017
<b>LAMPSPA HOTEL SA (CR)</b>	Main Market
LEON DEPOLAS SECURITIES S.A.	16/01/2017
<b>METLEN ENERGY &amp; METALS (CR)</b>	Main Market
ALPHA FINANCE INVESTMENT SERVICES SINGLE MEMBER SA	15/04/2019
BETA SECURITIES S.A.	11/04/2022
EUROBANK EQUITIES INVESTMENT FIRM SINGLE MEMBER SA	20/09/2017
GREENPOST TRADING EUROPE LTD	12/06/2023
MERIT SECURITIES S.A	25/02/2019
NATIONAL SECURITIES SINGLE MEMBER SA	02/01/1900
PIRAEUS SECURITIES S. A.	04/05/2015
<b>MOTODYNAMICS S.A. (CR)</b>	Main Market
OPTIMA BANK S.A.	25/08/2023
<b>MOTOR OIL (CR)</b>	Main Market
BETA SECURITIES S.A.	08/03/2021
EUROBANK EQUITIES INVESTMENT FIRM SINGLE MEMBER SA	22/10/2006
GREENPOST TRADING EUROPE LTD	12/06/2023
LEON DEPOLAS SECURITIES S.A.	01/04/2019
MERIT SECURITIES S.A	25/02/2019
NATIONAL SECURITIES SINGLE MEMBER SA	02/01/1900
PIRAEUS SECURITIES S. A.	04/05/2015
<b>MPLE KEDROS (CR)</b>	Main Market
OPTIMA BANK S.A.	08/11/2023
OPTIMA BANK S.A.	16/10/2023
<b>NAFPAKTOS TEXTILE (CR)</b>	Main Market
OPTIMA BANK S.A.	29/01/2024
<b>NATIONAL BANK (CR)</b>	Main Market
ALPHA FINANCE INVESTMENT SERVICES SINGLE MEMBER SA	09/01/2006
EUROBANK EQUITIES INVESTMENT FIRM SINGLE MEMBER SA	22/10/2006
GREENPOST TRADING EUROPE LTD	12/06/2023
HELLENIC AMERICAN SECURITIES S.A.	25/07/2014
LEON DEPOLAS SECURITIES S.A.	20/05/2015
MERIT SECURITIES S.A	03/09/2012
NATIONAL SECURITIES SINGLE MEMBER SA	02/01/1900
PIRAEUS SECURITIES S. A.	08/09/2008
<b>NOVAL PROPERTY REIC (CR)</b>	Main Market
ALPHA FINANCE INVESTMENT SERVICES SINGLE MEMBER SA	05/06/2024
PIRAEUS SECURITIES S. A.	05/06/2024
<b>OPAP (CR)</b>	Main Market
ALPHA FINANCE INVESTMENT SERVICES SINGLE MEMBER SA	09/01/2006
EUROBANK EQUITIES INVESTMENT FIRM SINGLE MEMBER SA	22/10/2006
GREENPOST TRADING EUROPE LTD	12/06/2023
HELLENIC AMERICAN SECURITIES S.A.	25/07/2014
MERIT SECURITIES S.A	20/03/2017
NATIONAL SECURITIES SINGLE MEMBER SA	02/01/1900
PIRAEUS SECURITIES S. A.	04/05/2015
<b>OPTIMA BANK (CR)</b>	Main Market
ALPHA FINANCE INVESTMENT SERVICES SINGLE MEMBER SA	12/12/2023
EUROBANK EQUITIES INVESTMENT FIRM SINGLE MEMBER SA	11/12/2023
OPTIMA BANK S.A.	06/11/2023
<b>ORILINA PROPERTIES REIC (CR)</b>	Main Market
EUROBANK EQUITIES INVESTMENT FIRM SINGLE MEMBER SA	11/12/2023
LEON DEPOLAS SECURITIES S.A.	11/12/2023

## List of Stocks under Market Making operations

Securities	Market Maker	Start Market Making	Stock Category
<b>OTE (CR)</b>			
	ALPHA FINANCE INVESTMENT SERVICES SINGLE MEMBER SA	09/01/2006	Main Market
	EUROBANK EQUITIES INVESTMENT FIRM SINGLE MEMBER SA	22/10/2006	
	GREENPOST TRADING EUROPE LTD	12/06/2023	
	HELLENIC AMERICAN SECURITIES S.A.	25/07/2014	
	LEON DEPOLAS SECURITIES S.A.	20/04/2015	
	MERIT SECURITIES S.A	20/03/2017	
	NATIONAL SECURITIES SINGLE MEMBER SA	02/01/1900	
	PIRAEUS SECURITIES S. A.	08/09/2008	
<b>P.P.A. S.A. (CR)</b>			
	EUROBANK EQUITIES INVESTMENT FIRM SINGLE MEMBER SA	06/02/2019	Main Market
<b>PAPOUTSANIS (CR)</b>			
	ALPHA FINANCE INVESTMENT SERVICES SINGLE MEMBER SA	19/11/2018	Main Market
	BETA SECURITIES S.A.	25/11/2013	
<b>PETROPOULOS PETROS (CR)</b>			
	EUROBANK EQUITIES INVESTMENT FIRM SINGLE MEMBER SA	01/04/2019	Main Market
	PANTELAKIS SECURITIES S.A.	16/03/2020	
<b>PIRAEUS FINANCIAL HOLD (CR)</b>			
	ALPHA FINANCE INVESTMENT SERVICES SINGLE MEMBER SA	15/04/2019	Main Market
	EUROBANK EQUITIES INVESTMENT FIRM SINGLE MEMBER SA	22/10/2006	
	EUROXX SECURITIES S.A.	15/02/2016	
	GREENPOST TRADING EUROPE LTD	12/06/2023	
	HELLENIC AMERICAN SECURITIES S.A.	25/07/2014	
	LEON DEPOLAS SECURITIES S.A.	30/11/2018	
	MERIT SECURITIES S.A	16/09/2013	
	NATIONAL SECURITIES SINGLE MEMBER SA	02/01/1900	
	PIRAEUS SECURITIES S. A.	16/02/2009	
<b>PPC (CR)</b>			
	ALPHA FINANCE INVESTMENT SERVICES SINGLE MEMBER SA	09/01/2006	Main Market
	BETA SECURITIES S.A.	01/02/2021	
	EUROBANK EQUITIES INVESTMENT FIRM SINGLE MEMBER SA	22/10/2006	
	GREENPOST TRADING EUROPE LTD	12/06/2023	
	HELLENIC AMERICAN SECURITIES S.A.	01/09/2014	
	MERIT SECURITIES S.A	06/11/2017	
	NATIONAL SECURITIES SINGLE MEMBER SA	02/01/1900	
	PIRAEUS SECURITIES S. A.	28/09/2009	
<b>PREMIA (CR)</b>			
	BETA SECURITIES S.A.	01/06/2021	Main Market
	LEON DEPOLAS SECURITIES S.A.	05/12/2022	
	PANTELAKIS SECURITIES S.A.	23/12/2021	
<b>PROFILE SA (CR)</b>			
	OPTIMA BANK S.A.	03/04/2023	Main Market
	PANTELAKIS SECURITIES S.A.	01/07/2019	
<b>QUALITY &amp; RELIABILITY SA (CR)</b>			
	OPTIMA BANK S.A.	03/01/2023	Main Market
<b>QUEST HOLDINGS (CR)</b>			
	BETA SECURITIES S.A.	26/03/2018	Main Market
	EUROBANK EQUITIES INVESTMENT FIRM SINGLE MEMBER SA	28/01/2019	
<b>REVOIL (CR)</b>			
	BETA SECURITIES S.A.	26/06/2023	Main Market
	OPTIMA BANK S.A.	15/04/2024	
<b>SIDMA STEEL (CR)</b>			
	OPTIMA BANK S.A.	25/05/2023	Main Market
<b>SPACE HELLAS SA (CR)</b>			
	MERIT SECURITIES S.A	09/12/2022	Main Market
<b>TECHNICAL OLYMPIC SA (CR)</b>			
	OPTIMA BANK S.A.	05/07/2023	Main Market
<b>TERNA ENERGY (CR)</b>			
	EUROBANK EQUITIES INVESTMENT FIRM SINGLE MEMBER SA	24/05/2021	Main Market
	PIRAEUS SECURITIES S. A.	09/12/2019	
<b>THRACE PLASTICS SA (CR)</b>			
	ALPHA FINANCE INVESTMENT SERVICES SINGLE MEMBER SA	26/03/2018	Main Market
	LEON DEPOLAS SECURITIES S.A.	28/03/2024	
	PIRAEUS SECURITIES S. A.	02/04/2024	
<b>TITAN CEMENT (CB)</b>			
	BETA SECURITIES S.A.	01/02/2021	Main Market
	EUROBANK EQUITIES INVESTMENT FIRM SINGLE MEMBER SA	06/11/2019	
	PIRAEUS SECURITIES S. A.	18/01/2021	

List of Stocks under Market Making operations

Securities	Market Maker	Start Market Making	Stock Category
<b>TRADE ESTATES REIC (CR)</b>			
	EUROBANK EQUITIES INVESTMENT FIRM SINGLE MEMBER SA	08/11/2023	Main Market
	EUROBANK EQUITIES INVESTMENT FIRM SINGLE MEMBER SA	10/11/2023	
	PANTELAKIS SECURITIES S.A.	08/11/2023	
	PANTELAKIS SECURITIES S.A.	10/11/2023	
<b>TZIRAKIAN PROFIL (CR)</b>			
	LEON DEPOLAS SECURITIES S.A.	19/07/2021	Main Market
<b>VIOHALCO SA/NV (CB)</b>			
	ALPHA FINANCE INVESTMENT SERVICES SINGLE MEMBER SA	11/03/2008	
	EUROBANK EQUITIES INVESTMENT FIRM SINGLE MEMBER SA	04/03/2014	
	MERIT SECURITIES S.A	17/03/2014	

Underlying Asset				Derivatives Market													
Price max	Price min	Closing price	change	Delivery Month	Open price	Price max	Price min	Last price	Closing price	Last Bid	Last Ask	Fixing price*	Life high	Life low	Trades	Volume	Open Interest
<b>FTSE/Athex Large Cap</b>				(Trade Unit: 1 Index Point x 2E, Cash Settlement)													
3,424.70	3,391.18	3,401.83	0.31%	July 2024	3,382.00	3,405.75	3,377.25	3,378.00	3,378.00	---	---	---	3,624.50	---	109	377	3,547
				August 2024	3,350.00	3,368.50	3,348.50	3,354.50	3,354.50	---	---	---	3,398.00	---	16	55	224
				September 2024	---	---	---	---	3,407.25	---	---	---	---	---	---	---	---
				December 2024	---	---	---	---	3,424.25	---	---	---	---	---	---	---	---
				March 2025	---	---	---	---	3,441.50	---	---	---	---	---	---	---	---
				June 2025	---	---	---	---	3,458.75	---	---	---	---	---	---	---	---
<b>FTSE/Athex Banks</b>				(Trade Unit: 1 Index Point x 15E, Cash Settlement)													
1,225.06	1,207.34	1,213.48	0.31%	September 2024	1,189.75	1,195.50	1,189.75	1,195.50	1,195.50	---	---	---	1,310.00	---	2	6	1,038
				December 2024	---	---	---	---	1,221.50	---	---	---	---	---	---	---	---
				March 2025	---	---	---	---	1,227.75	---	---	---	---	---	---	---	---
				June 2025	---	---	---	---	1,233.75	---	---	---	---	---	---	---	---
<b>MSCI GREECE REBASED</b>				(Trade Unit: 1 Index Point x 2E, Cash Settlement)													
5,372.10	5,299.21	5,335.94	0.59%	July 2024	---	---	---	---	5,224.25	---	---	---	5,636.00	---	---	---	3
				August 2024	---	---	---	---	5,319.25	---	---	---	---	---	---	---	---
				September 2024	---	---	---	---	5,329.50	---	---	---	---	---	---	---	---
				October 2024	---	---	---	---	5,337.75	---	---	---	---	---	---	---	---
				November 2024	---	---	---	---	5,346.00	---	---	---	---	---	---	---	---
				December 2024	---	---	---	---	5,356.25	---	---	---	---	---	---	---	---
				March 2025	---	---	---	---	5,383.25	---	---	---	---	---	---	---	---
				June 2025	---	---	---	---	5,410.00	---	---	---	---	---	---	---	---

Derivatives notes

Fixing prices and final open positions can be retrieved from the following path <http://www.helex.gr/el/web/guest/statistics-end-of-day-derivatives>

Underlying Asset				Derivatives Market													
Price max	Price min	Closing price	change	Delivery Month	Open price	Price max	Price min	Last price	Closing price	Last Bid	Last Ask	Fixing price*	Life high	Life low	Trades	Volume	Open Interest
<b>ADMIE (IPTO) HOLDING S.A. (CR)</b>				(Contract Size: 100 Securities, Physical Delivery)													
2.18	2.15	2.175	0.69%	September 2024	2.12	2.14	2.11	2.12	2.12	---	---	---	2.39	---	14	77	23,432
				December 2024	---	---	---	---	2.18	---	---	---	---	---	---	---	---
				March 2025	---	---	---	---	2.19	---	---	---	---	---	---	---	---
				June 2025	---	---	---	---	2.20	---	---	---	---	---	---	---	---
<b>AEGEAN AIRLINES (CR)</b>				(Contract Size: 100 Securities, Physical Delivery)													
11.8	11.2	11.68	3.64%	September 2024	11.43	11.88	11.43	11.77	11.77	---	---	---	12.20	---	15	45	3,423
				December 2024	---	---	---	---	11.38	---	---	---	---	---	---	---	---
				March 2025	---	---	---	---	11.44	---	---	---	---	---	---	---	---
				June 2025	---	---	---	---	11.49	---	---	---	---	---	---	---	---
<b>ALPHA SERVICES HOLD (CR)</b>				(Contract Size: 100 Securities, Physical Delivery)													
1.5285	1.4825	1.5235	4.17%	September 2024	1.50	1.53	1.48	1.51	1.51	---	---	---	1.79	---	214	6,457	165,974
				December 2024	---	---	---	---	1.48	---	---	---	---	---	---	---	---
				March 2025	---	---	---	---	1.48	---	---	---	---	---	---	---	---
				June 2025	---	---	---	---	1.49	---	---	---	---	---	---	---	---
<b>ATHENS INTL AIRPORT (CR)</b>				(Contract Size: 100 Securities, Physical Delivery)													
7.902	7.85	7.85	-0.51%	September 2024	---	---	---	---	8.12	---	---	---	8.41	---	---	---	686
				December 2024	---	---	---	---	7.97	---	---	---	---	---	---	---	---
				March 2025	---	---	---	---	8.01	---	---	---	---	---	---	---	---
				June 2025	---	---	---	---	8.05	---	---	---	---	---	---	---	---
<b>AUTOHELLAS SA (CR)</b>				(Contract Size: 100 Securities, Physical Delivery)													
11.32	11.12	11.32	1.62%	September 2024	---	---	---	---	10.59	---	---	---	11.70	---	---	---	149
				December 2024	---	---	---	---	11.25	---	---	---	---	---	---	---	---
				March 2025	---	---	---	---	11.31	---	---	---	---	---	---	---	---
				June 2025	---	---	---	---	11.36	---	---	---	---	---	---	---	---
<b>AVAX S.A. (CR)</b>				(Contract Size: 100 Securities, Physical Delivery)													
1.38	1.342	1.358	0.59%	September 2024	1.47	1.47	1.34	1.34	1.34	---	---	---	1.49	---	3	26	597
				December 2024	---	---	---	---	1.36	---	---	---	---	---	---	---	---
				March 2025	---	---	---	---	1.37	---	---	---	---	---	---	---	---
				June 2025	---	---	---	---	1.38	---	---	---	---	---	---	---	---
<b>CC HBC AG (CR)</b>				(Contract Size: 100 Securities, Physical Delivery)													
32.22	31.5	31.5	-1.75%	September 2024	31.83	31.83	31.76	31.76	31.76	---	---	---	32.43	---	2	6	96
				December 2024	---	---	---	---	32.37	---	---	---	---	---	---	---	---
				March 2025	---	---	---	---	32.54	---	---	---	---	---	---	---	---
				June 2025	---	---	---	---	32.70	---	---	---	---	---	---	---	---

Derivatives notes

Fixing prices and final open positions can be retrieved from the following path <http://www.helex.gr/el/web/guest/statistics-end-of-day-derivatives>



Underlying Asset				Derivatives Market													
Price max	Price min	Closing price	change	Delivery Month	Open price	Price max	Price min	Last price	Closing price	Last Bid	Last Ask	Fixing price*	Life high	Life low	Trades	Volume	Open Interest
<b>CENERGY HOLDINGS (CB)</b>				(Contract Size: 100 Securities, Physical Delivery)													
9.79	9.49	9.59	-2.04%	September 2024	9.79	9.82	9.61	9.61	9.61	---	---	---	9.85	---	14	35	3,937
				December 2024	---	---	---	---	9.89	---	---	---	---	---	---	---	---
				March 2025	---	---	---	---	9.94	---	---	---	---	---	---	---	---
				June 2025	---	---	---	---	9.98	---	---	---	---	---	---	---	---
<b>ELLAKTOR (CR)</b>				(Contract Size: 100 Securities, Physical Delivery)													
2.495	2.455	2.47	-0.20%	September 2024	2.50	2.50	2.48	2.49	2.49	---	---	---	2.70	---	8	55	3,631
				December 2024	---	---	---	---	2.50	---	---	---	---	---	---	---	---
				March 2025	---	---	---	---	2.51	---	---	---	---	---	---	---	---
				June 2025	---	---	---	---	2.52	---	---	---	---	---	---	---	---
<b>ELVALHALCOR (CR)</b>				(Contract Size: 100 Securities, Physical Delivery)													
1.79	1.764	1.764	0.23%	September 2024	1.77	1.77	1.76	1.76	1.76	---	---	---	2.04	---	5	20	4,338
				December 2024	---	---	---	---	1.78	---	---	---	---	---	---	---	---
				March 2025	---	---	---	---	1.79	---	---	---	---	---	---	---	---
				June 2025	---	---	---	---	1.80	---	---	---	---	---	---	---	---
<b>EUROBANK HOLDINGS (CR)</b>				(Contract Size: 100 Securities, Physical Delivery)													
2.069	2.021	2.021	-1.42%	September 2024	2.00	2.00	1.95	1.97	1.97	---	---	---	2.16	---	64	540	14,173
				December 2024	---	---	---	---	2.07	---	---	---	---	---	---	---	---
				March 2025	---	---	---	---	2.08	---	---	---	---	---	---	---	---
				June 2025	---	---	---	---	2.09	---	---	---	---	---	---	---	---
<b>EYDAP S.A. (CR)</b>				(Contract Size: 100 Securities, Physical Delivery)													
5.56	5.44	5.48	-1.08%	September 2024	5.49	5.49	5.43	5.43	5.43	---	---	---	5.90	---	8	23	4,189
				December 2024	---	---	---	---	5.59	---	---	---	---	---	---	---	---
				March 2025	---	---	---	---	5.62	---	---	---	---	---	---	---	---
				June 2025	---	---	---	---	5.65	---	---	---	---	---	---	---	---
<b>FOURLIS (CR)</b>				(Contract Size: 100 Securities, Physical Delivery)													
3.88	3.81	3.88	2.11%	September 2024	---	---	---	---	3.79	---	---	---	4.19	---	---	---	1,044
				December 2024	---	---	---	---	3.84	---	---	---	---	---	---	---	---
				March 2025	---	---	---	---	3.86	---	---	---	---	---	---	---	---
				June 2025	---	---	---	---	3.88	---	---	---	---	---	---	---	---
<b>GEK TERNA (CR)</b>				(Contract Size: 100 Securities, Physical Delivery)													
16.68	16.48	16.54	0.00%	September 2024	16.80	16.80	16.70	16.78	16.78	---	---	---	17.39	---	44	241	13,016
				December 2024	---	---	---	---	16.70	---	---	---	---	---	---	---	---
				March 2025	---	---	---	---	16.79	---	---	---	---	---	---	---	---
				June 2025	---	---	---	---	16.87	---	---	---	---	---	---	---	---

Derivatives notes

Fixing prices and final open positions can be retrieved from the following path <http://www.helex.gr/el/web/guest/statistics-end-of-day-derivatives>

Underlying Asset				Derivatives Market													
Price max	Price min	Closing price	change	Delivery Month	Open price	Price max	Price min	Last price	Closing price	Last Bid	Last Ask	Fixing price*	Life high	Life low	Trades	Volume	Open Interest
<b>HELLENIC EXCHANGES-A.S.E. (CR)</b>				(Contract Size: 100 Securities, Physical Delivery)													
4.84	4.68	4.84	1.90%	September 2024	4.74	4.83	4.74	4.81	4.81	---	---	---	5.25	---	14	68	5,887
				December 2024	---	---	---	---	4.80	---	---	---	---	---	---	---	---
				March 2025	---	---	---	---	4.82	---	---	---	---	---	---	---	---
				June 2025	---	---	---	---	4.84	---	---	---	---	---	---	---	---
<b>HELLENiQ ENERGY (CR)</b>				(Contract Size: 100 Securities, Physical Delivery)													
7.99	7.8	7.8	-0.51%	September 2024	7.44	7.44	7.32	7.32	7.32	---	---	---	8.40	---	6	26	4,969
				December 2024	---	---	---	---	7.92	---	---	---	---	---	---	---	---
				March 2025	---	---	---	---	7.96	---	---	---	---	---	---	---	---
				June 2025	---	---	---	---	8.00	---	---	---	---	---	---	---	---
<b>INTRACOM HOLDINGS (CR)</b>				(Contract Size: 100 Securities, Physical Delivery)													
3.285	3.21	3.21	-0.93%	September 2024	3.30	3.30	3.25	3.25	3.25	---	---	---	3.80	---	9	25	7,185
				December 2024	---	---	---	---	3.27	---	---	---	---	---	---	---	---
				March 2025	---	---	---	---	3.29	---	---	---	---	---	---	---	---
				June 2025	---	---	---	---	3.30	---	---	---	---	---	---	---	---
<b>INTRAKAT (CR)</b>				(Contract Size: 100 Securities, Physical Delivery)													
5.15	5	5.1	0.39%	September 2024	5.08	5.10	5.05	5.05	5.05	---	---	---	5.20	---	22	45	2,316
				December 2024	---	---	---	---	5.13	---	---	---	---	---	---	---	---
				March 2025	---	---	---	---	5.16	---	---	---	---	---	---	---	---
				June 2025	---	---	---	---	5.18	---	---	---	---	---	---	---	---
<b>JUMBO SA (CR)</b>				(Contract Size: 100 Securities, Physical Delivery)													
26.88	26.12	26.88	2.91%	September 2024	25.70	25.95	25.70	25.95	25.95	---	---	---	26.81	---	5	7	518
				December 2024	---	---	---	---	26.38	---	---	---	---	---	---	---	---
				March 2025	---	---	---	---	26.51	---	---	---	---	---	---	---	---
				June 2025	---	---	---	---	26.64	---	---	---	---	---	---	---	---
<b>LAMDA DEVELOPMENT SA (CR)</b>				(Contract Size: 100 Securities, Physical Delivery)													
6.74	6.53	6.74	2.74%	September 2024	6.64	6.81	6.64	6.81	6.81	---	---	---	6.97	---	14	35	7,008
				December 2024	---	---	---	---	6.62	---	---	---	---	---	---	---	---
				March 2025	---	---	---	---	6.66	---	---	---	---	---	---	---	---
				June 2025	---	---	---	---	6.69	---	---	---	---	---	---	---	---
<b>METLEN ENERGY &amp; METALS (CR)</b>				(Contract Size: 100 Securities, Physical Delivery)													
35.1	34.44	34.86	1.10%	September 2024	35.25	35.29	35.14	35.29	35.29	---	---	---	38.35	---	14	50	5,019
				December 2024	---	---	---	---	34.82	---	---	---	---	---	---	---	---
				March 2025	---	---	---	---	34.99	---	---	---	---	---	---	---	---
				June 2025	---	---	---	---	35.17	---	---	---	---	---	---	---	---

Derivatives notes

Fixing prices and final open positions can be retrieved from the following path <http://www.helex.gr/el/web/guest/statistics-end-of-day-derivatives>

Underlying Asset				Derivatives Market													
Price max	Price min	Closing price	change	Delivery Month	Open price	Price max	Price min	Last price	Closing price	Last Bid	Last Ask	Fixing price*	Life high	Life low	Trades	Volume	Open Interest
<b>MIG (CR)</b>				(Contract Size: 100 Securities, Physical Delivery)													
3.685	3.6	3.61	-1.50%	September 2024	---	---	---	---	3.68	---	---	---	3.77	---	---	---	96
				December 2024	---	---	---	---	3.70	---	---	---	---	---	---	---	---
				March 2025	---	---	---	---	3.72	---	---	---	---	---	---	---	---
				June 2025	---	---	---	---	3.74	---	---	---	---	---	---	---	---
<b>MOTOR OIL (CR)</b>				(Contract Size: 100 Securities, Physical Delivery)													
23.92	23.3	23.44	0.43%	September 2024	23.90	23.90	23.64	23.64	23.64	---	---	---	26.50	---	18	44	851
				December 2024	---	---	---	---	23.57	---	---	---	---	---	---	---	---
				March 2025	---	---	---	---	23.69	---	---	---	---	---	---	---	---
				June 2025	---	---	---	---	23.80	---	---	---	---	---	---	---	---
<b>NATIONAL BANK (CR)</b>				(Contract Size: 100 Securities, Physical Delivery)													
7.93	7.728	7.784	-0.21%	September 2024	7.55	7.63	7.48	7.55	7.55	---	---	---	8.36	---	116	947	12,421
				December 2024	---	---	---	---	7.88	---	---	---	---	---	---	---	---
				March 2025	---	---	---	---	7.92	---	---	---	---	---	---	---	---
				June 2025	---	---	---	---	7.96	---	---	---	---	---	---	---	---
<b>OPAP (CR)</b>				(Contract Size: 102 Securities, Physical Delivery)													
14.94	14.64	14.64	-1.01%	September 2024	14.98	15.02	14.81	14.82	14.82	---	---	---	15.02	14.60	17	92	2,957
				December 2024	---	---	---	---	14.93	---	---	---	---	---	---	---	---
				March 2025	---	---	---	---	15.01	---	---	---	---	---	---	---	---
				June 2025	---	---	---	---	15.08	---	---	---	---	---	---	---	---
<b>OPTIMA BANK (CR)</b>				(Contract Size: 100 Securities, Physical Delivery)													
12.02	11.62	12.02	0.17%	September 2024	11.80	11.80	11.57	11.73	11.73	---	---	---	13.13	---	11	35	61
				December 2024	---	---	---	---	12.12	---	---	---	---	---	---	---	---
				March 2025	---	---	---	---	12.18	---	---	---	---	---	---	---	---
				June 2025	---	---	---	---	12.24	---	---	---	---	---	---	---	---
<b>OTE (CR)</b>				(Contract Size: 100 Securities, Physical Delivery)													
13.84	13.44	13.44	-1.39%	September 2024	13.20	13.29	12.92	12.93	12.93	---	---	---	14.26	---	25	94	5,466
				December 2024	---	---	---	---	13.76	---	---	---	---	---	---	---	---
				March 2025	---	---	---	---	13.83	---	---	---	---	---	---	---	---
				June 2025	---	---	---	---	13.90	---	---	---	---	---	---	---	---
<b>P.P.A. S.A. (CR)</b>				(Contract Size: 100 Securities, Physical Delivery)													
25.6	24.65	25	-0.20%	September 2024	24.27	24.27	24.00	24.00	24.00	---	---	---	24.76	---	4	14	74
				December 2024	---	---	---	---	25.29	---	---	---	---	---	---	---	---
				March 2025	---	---	---	---	25.42	---	---	---	---	---	---	---	---
				June 2025	---	---	---	---	25.55	---	---	---	---	---	---	---	---

Derivatives notes

Fixing prices and final open positions can be retrieved from the following path <http://www.helex.gr/el/web/guest/statistics-end-of-day-derivatives>

Underlying Asset				Derivatives Market													
Price max	Price min	Closing price	change	Delivery Month	Open price	Price max	Price min	Last price	Closing price	Last Bid	Last Ask	Fixing price*	Life high	Life low	Trades	Volume	Open Interest
<b>PIRAEUS FINANCIAL HOLD (CR)</b>																	
(Contract Size: 100 Securities, Physical Delivery)																	
3.438	3.393	3.406	0.35%	September 2024	3.41	3.42	3.38	3.39	3.39	---	---	---	4.05	---	128	2,340	102,968
---	---	---	---	December 2024	---	---	---	---	3.38	---	---	---	3.43	---	---	---	---
---	---	---	---	March 2025	---	---	---	---	3.44	---	---	---	---	---	---	---	---
---	---	---	---	June 2025	---	---	---	---	3.46	---	---	---	---	---	---	---	---
<b>PPC (CR)</b>																	
(Contract Size: 100 Securities, Physical Delivery)																	
11.24	10.88	11.24	3.02%	September 2024	10.86	11.09	10.79	11.09	11.09	---	---	---	11.88	---	63	280	31,307
---	---	---	---	December 2024	---	---	---	---	11.02	---	---	---	---	---	---	---	---
---	---	---	---	March 2025	---	---	---	---	11.07	---	---	---	---	---	---	---	---
---	---	---	---	June 2025	---	---	---	---	11.13	---	---	---	---	---	---	---	---
<b>QUEST HOLDINGS (CR)</b>																	
(Contract Size: 100 Securities, Physical Delivery)																	
5.3	5.19	5.3	2.91%	September 2024	---	---	---	---	5.11	---	---	---	5.38	---	---	---	185
---	---	---	---	December 2024	---	---	---	---	5.20	---	---	---	---	---	---	---	---
---	---	---	---	March 2025	---	---	---	---	5.23	---	---	---	---	---	---	---	---
---	---	---	---	June 2025	---	---	---	---	5.25	---	---	---	---	---	---	---	---
<b>TERNA ENERGY (CR)</b>																	
(Contract Size: 100 Securities, Physical Delivery)																	
19.58	19.41	19.49	0.41%	September 2024	19.29	19.38	19.29	19.30	19.30	---	---	---	19.55	---	20	174	24,232
---	---	---	---	December 2024	---	---	---	---	19.60	---	---	---	---	---	---	---	---
---	---	---	---	March 2025	---	---	---	---	19.70	---	---	---	---	---	---	---	---
---	---	---	---	June 2025	---	---	---	---	19.80	---	---	---	---	---	---	---	---
<b>TITAN CEMENT (CB)</b>																	
(Contract Size: 100 Securities, Physical Delivery)																	
29.7	29.15	29.25	-1.52%	September 2024	29.71	29.71	29.40	29.40	29.40	---	---	---	31.02	---	8	35	171
---	---	---	---	December 2024	---	---	---	---	29.99	---	---	---	---	---	---	---	---
---	---	---	---	March 2025	---	---	---	---	30.14	---	---	---	---	---	---	---	---
---	---	---	---	June 2025	---	---	---	---	30.29	---	---	---	---	---	---	---	---
<b>VIOHALCO SA/NV (CB)</b>																	
(Contract Size: 100 Securities, Physical Delivery)																	
5.86	5.69	5.69	-1.39%	September 2024	5.89	5.89	5.73	5.73	5.73	---	---	---	6.50	---	30	89	3,671
---	---	---	---	December 2024	---	---	---	---	5.83	---	---	---	---	---	---	---	---
---	---	---	---	March 2025	---	---	---	---	5.86	---	---	---	---	---	---	---	---
---	---	---	---	June 2025	---	---	---	---	5.88	---	---	---	---	---	---	---	---

Derivatives notes

Fixing prices and final open positions can be retrieved from the following path <http://www.helex.gr/el/web/guest/statistics-end-of-day-derivatives>

FTSE/Athex Large Cap

(Trade Unit: 1 Index Point x 2€ - Exercise Style: European, Cash Settlement)

Exercise Price	Call Options														Put Options																		
	July 2024							August 2024							Other Months		July 2024							August 2024							Other Months		Exercise Price
	Open price	Price max	Price min	Last price	Closing price	Volume	Open Interest	Open price	Price max	Price min	Last price	Closing price	Volume	Open Interest	Volume	Open Interest	Open price	Price max	Price min	Last price	Closing price	Volume	Open Interest	Open price	Price max	Price min	Last price	Closing price	Volume	Open Interest	Volume	Open Interest	
2,450	-	-	-	-	-	-	-	-	-	-	-	-	-	-	-	-	-	-	-	-	-	-	-	-	-	-	-	-	-	-	-	-	
2,500	-	-	-	-	-	-	-	-	-	-	-	-	-	-	-	-	-	-	-	-	-	-	-	-	-	-	-	-	-	-	-	-	2,500
2,550	-	-	-	-	-	-	-	-	-	-	-	-	-	-	-	-	-	-	-	-	-	-	-	-	-	-	-	-	-	-	-	-	2,550
2,600	-	-	-	-	-	-	-	-	-	-	-	-	-	-	-	-	-	-	-	-	-	-	-	-	-	-	-	-	-	-	-	-	2,600
2,650	-	-	-	-	-	-	-	-	-	-	-	-	-	-	-	-	-	-	-	-	-	-	-	-	-	-	-	-	-	-	-	-	2,650
2,700	-	-	-	-	-	-	-	-	-	-	-	-	-	-	-	-	-	-	-	-	-	-	-	-	-	-	-	-	-	-	-	-	2,700
2,750	-	-	-	-	-	-	-	-	-	-	-	-	-	-	-	-	-	-	-	-	-	-	-	-	-	-	-	-	-	-	-	-	2,750
2,800	-	-	-	-	-	-	-	-	-	-	-	-	-	-	-	-	-	-	-	-	-	-	-	-	-	-	-	-	-	-	-	-	2,800
2,850	-	-	-	-	-	-	-	-	-	-	-	-	-	-	-	-	-	-	-	-	-	-	-	-	-	-	-	-	-	-	-	-	2,850
2,900	-	-	-	-	-	-	-	-	-	-	-	-	-	-	-	-	-	-	-	-	-	-	-	-	-	-	-	-	-	-	-	-	2,900
2,950	-	-	-	-	-	-	-	-	-	-	-	-	-	-	-	-	-	-	-	-	-	-	-	-	-	-	-	-	-	-	-	-	2,950
3,000	-	-	-	-	-	-	-	-	-	-	-	-	-	-	-	-	-	-	-	-	-	-	-	-	-	-	-	-	-	-	-	-	3,000
3,050	-	-	-	-	-	-	-	-	-	-	-	-	-	-	-	-	-	-	-	-	-	-	-	-	-	-	-	-	-	-	-	-	3,050
3,100	-	-	-	-	-	-	-	-	-	-	-	-	-	-	-	-	-	-	-	-	-	-	-	-	-	-	-	-	-	-	-	-	3,100
3,150	0.00	0.00	0.00	-	237.00	-	-	0.00	0.00	0.00	-	225.00	-	-	-	0.00	0.00	0.00	-	5.00	-	-	0.00	0.00	0.00	-	22.75	-	-	-	-	3,150	
3,200	0.00	0.00	0.00	-	192.00	-	-	0.00	0.00	0.00	-	186.00	-	-	-	0.00	0.00	0.00	-	10.00	-	-	0.00	0.00	0.00	-	34.25	-	-	-	-	3,200	
3,250	0.00	0.00	0.00	-	150.00	-	20	0.00	0.00	0.00	-	151.00	-	-	-	0.00	0.00	0.00	-	18.50	-	-	0.00	0.00	0.00	-	49.25	-	-	-	-	3,250	
3,300	0.00	0.00	0.00	-	113.00	-	-	0.00	0.00	0.00	-	121.00	-	-	-	0.00	0.00	0.00	-	31.50	-	27	74.50	74.50	69.00	69.00	69.00	40	-	-	-	3,300	
3,350	99.00	99.00	84.00	84.00	84.00	3	60	104.00	104.00	104.00	104.00	104.00	20	20	-	50.00	99.00	50.00	50.00	50.00	1	90	0.00	0.00	0.00	-	91.50	-	-	-	-	3,350	
3,400	57.00	57.00	57.00	57.00	57.00	1	20	0.00	0.00	0.00	-	71.50	-	-	-	0.00	57.00	0.00	-	74.50	-	28	0.00	0.00	0.00	-	119.00	-	-	-	-	3,400	
3,450	0.00	0.00	0.00	-	37.50	-	60	0.00	0.00	0.00	-	53.50	-	20	-	0.00	0.00	0.00	-	105.00	-	62	0.00	0.00	0.00	-	151.00	-	-	-	-	3,450	
3,500	0.00	0.00	0.00	-	23.50	-	28	0.00	0.00	0.00	-	39.00	-	20	-	0.00	0.00	0.00	-	141.00	-	60	0.00	0.00	0.00	-	186.00	-	-	-	-	3,500	
3,550	0.00	0.00	0.00	-	14.00	-	90	0.00	0.00	0.00	-	27.75	-	-	-	0.00	0.00	0.00	-	182.00	-	20	0.00	0.00	0.00	-	225.00	-	-	-	-	3,550	
3,600	0.00	0.00	0.00	-	7.80	-	23	0.00	0.00	0.00	-	19.25	-	-	-	0.00	0.00	0.00	-	226.00	-	40	0.00	0.00	0.00	-	266.00	-	-	-	-	3,600	
3,650	0.00	0.00	0.00	-	4.20	-	70	0.00	0.00	0.00	-	13.00	-	-	-	0.00	0.00	0.00	-	272.00	-	-	0.00	0.00	0.00	-	310.00	-	-	-	-	3,650	
3,700	0.00	0.00	0.00	-	2.10	-	90	0.00	0.00	0.00	-	8.60	-	-	-	0.00	0.00	0.00	-	320.00	-	20	0.00	0.00	0.00	-	355.00	-	-	-	-	3,700	
3,750	0.00	0.00	0.00	-	1.00	-	20	0.00	0.00	0.00	-	5.60	-	-	-	0.00	0.00	0.00	-	369.00	-	-	0.00	0.00	0.00	-	402.00	-	-	-	-	3,750	
3,800	0.00	0.00	0.00	-	0.46	-	20	0.00	0.00	0.00	-	3.50	-	-	-	0.00	0.00	0.00	-	418.00	-	-	0.00	0.00	0.00	-	450.00	-	-	-	-	3,800	
3,850	0.00	0.00	0.00	-	0.20	-	-	0.00	0.00	0.00	-	2.20	-	-	-	0.00	0.00	0.00	-	468.00	-	-	0.00	0.00	0.00	-	498.00	-	-	-	-	3,850	
3,900	0.00	0.00	0.00	-	0.08	-	-	0.00	0.00	0.00	-	1.30	-	-	-	0.00	0.00	0.00	-	517.00	-	-	0.00	0.00	0.00	-	547.00	-	-	-	-	3,900	
Totals:						4	501						20	60	0	0							1	347						40	0	0	0
Number of Trades:						4							1		0								1							2		0	

ALPHA SERVICES HOLD (CR)

(Contract Size: 100 Securities, Exercise Style: American, Physical Delivery)

Call Options														Put Options																		
July 2024							August 2024							Other Months		July 2024							August 2024							Other Months		Exercise Price
Open price	Price max	Price min	Last price	Closing price	Volume	Open Interest	Open price	Price max	Price min	Last price	Closing price	Volume	Open Interest	Volume	Open Interest	Open price	Price max	Price min	Last price	Closing price	Volume	Open Interest	Open price	Price max	Price min	Last price	Closing price	Volume	Open Interest	Volume	Open Interest	
0.850					-	-						-	-									-	-									0.009
0.900					-	-						-	-									-	-									0.009
0.950					-	-						-	-									-	-									0.010
1.000	0.000	0.000	0.000	0.461	-	-	0.000	0.000	0.000	0.463	-	-				0.000	0.000	0.000	0.001	-	-	0.000	0.000	0.000	0.001	-	-			0.010		
1.100	0.000	0.000	0.000	0.362	-	-	0.000	0.000	0.000	0.363	-	-				0.000	0.000	0.000	0.001	-	-	0.000	0.000	0.000	0.001	-	-			0.011		
1.200	0.000	0.000	0.000	0.264	-	-	0.000	0.000	0.000	0.266	-	-				0.000	0.000	0.000	0.003	-	-	0.000	0.000	0.000	0.003	-	-			0.012		
1.300	0.000	0.000	0.000	0.175	-	-	0.000	0.000	0.000	0.177	-	-				0.000	0.000	0.000	0.013	-	-	0.000	0.000	0.000	0.013	-	-			0.013		
1.400	0.000	0.000	0.000	0.102	-	-	0.000	0.000	0.000	0.104	-	-				0.000	0.000	0.000	0.040	-	-	0.000	0.000	0.000	0.040	-	-			0.014		
1.500	0.000	0.000	0.000	0.051	-	-	0.000	0.000	0.000	0.053	-	-				0.000	0.000	0.000	0.089	-	-	0.000	0.000	0.000	0.089	-	-			0.015		
1.600	0.000	0.000	0.000	0.022	-	-	0.000	0.000	0.000	0.023	-	-				0.000	0.000	0.000	0.160	-	-	0.000	0.000	0.000	0.160	-	-			0.016		
1.700	0.000	0.000	0.000	0.008	-	-	0.000	0.000	0.000	0.009	-	-				0.000	0.000	0.000	0.247	-	-	0.000	0.000	0.000	0.246	-	-			0.017		
1.800	0.000	0.000	0.000	0.003	-	-	0.000	0.000	0.000	0.003	-	-				0.000	0.000	0.000	0.342	-	-	0.000	0.000	0.000	0.341	-	-			0.018		
1.900	0.000	0.000	0.000	0.001	-	-	0.000	0.000	0.000	0.001	-	-				0.000	0.000	0.000	0.440	-	-	0.000	0.000	0.000	0.440	-	-			0.019		
2.000	0.000	0.000	0.000	0.001	-	-	0.000	0.000	0.000	0.001	-	-				0.000	0.000	0.000	0.540	-	-	0.000	0.000	0.000	0.540	-	-			0.020		
2.200	0.000	0.000	0.000	0.001	-	-	0.000	0.000	0.000	0.001	-	-				0.000	0.000	0.000	0.740	-	-	0.000	0.000	0.000	0.740	-	-			0.022		
2.400	0.000	0.000	0.000	0.001	-	-	0.000	0.000	0.000	0.001	-	-				0.000	0.000	0.000	0.940	-	-	0.000	0.000	0.000	0.940	-	-			0.024		
2.600	0.000	0.000	0.000	0.001	-	-	0.000	0.000	0.000	0.001	-	-				0.000	0.000	0.000	1.14	-	-	0.000	0.000	0.000	1.14	-	-			0.026		
Totals:					0	0						0	0	0								0	0							0	0	
Number of Trades:					0							0	0									0.00								0		

NATIONAL BANK (CR)

(Contract Size: 100 Securities, Exercise Style: American, Physical Delivery)

Call Options																Put Options																	
July 2024								August 2024								Other Months		July 2024					August 2024					Other Months		Exercise Price			
Exercise Price	Open price	Price max	Price min	Last price	Closing price	Volume	Open Interest	Open price	Price max	Price min	Last price	Closing price	Volume	Open Interest	Volume	Open Interest	Open price	Price max	Price min	Last price	Closing price	Volume	Open Interest	Open price	Price max	Price min	Last price	Closing price	Volume		Open Interest	Volume	Open Interest
3.400						-	-							-	-																		0.034
3.600						-	-							-	-																		0.036
3.800						-	-							-	-																		0.038
4.000						-	-							-	-																		0.040
4.400						-	-							-	-																		0.044
4.800						-	-							-	-																		0.048
5.200	0.000	0.000	0.000		2.61	-	-							-	-		0.000	0.000	0.000		0.001	-	-									0.052	
5.600	0.000	0.000	0.000		2.21	-	-	0.000	0.000	0.000		2.22	-	-		0.000	0.000	0.000		0.001	-	-		0.000	0.000	0.000		0.001	-	-		0.056	
6.000	0.000	0.000	0.000		1.81	-	-	0.000	0.000	0.000		1.82	-	-		0.000	0.000	0.000		0.001	-	-		0.000	0.000	0.000		0.004	-	-		0.060	
6.400	0.000	0.000	0.000		1.41	-	-	0.000	0.000	0.000		1.43	-	-		0.000	0.000	0.000		0.001	-	-		0.000	0.000	0.000		0.017	-	-		0.064	
6.800	0.000	0.000	0.000		1.02	-	-	0.000	0.000	0.000		1.07	-	-		0.000	0.000	0.000		0.007	-	-		0.000	0.000	0.000		0.052	-	-		0.068	
7.200	0.000	0.000	0.000		0.649	-	-	0.000	0.000	0.000		0.752	-	-		0.000	0.000	0.000		0.040	-	-		0.000	0.000	0.000		0.133	-	-		0.072	
7.600	0.000	0.000	0.000		0.351	-	-	0.000	0.000	0.000		0.491	-	-		0.000	0.000	0.000		0.142	-	-		0.000	0.000	0.000		0.271	-	-		0.076	
8.000	0.000	0.000	0.000		0.154	-	-	0.000	0.000	0.000		0.297	-	-		0.000	0.000	0.000		0.345	-	-		0.000	0.000	0.000		0.477	-	-		0.080	
8.400	0.000	0.000	0.000		0.054	-	-	0.000	0.000	0.000		0.166	-	-		0.000	0.000	0.000		0.646	-	-		0.000	0.000	0.000		0.746	-	-		0.084	
8.800	0.000	0.000	0.000		0.015	-	-	0.000	0.000	0.000		0.087	-	-		0.000	0.000	0.000		1.01	-	-		0.000	0.000	0.000		1.07	-	-		0.088	
9.200	0.000	0.000	0.000		0.003	-	-	0.000	0.000	0.000		0.041	-	-		0.000	0.000	0.000		1.40	-	-		0.000	0.000	0.000		1.43	-	-		0.092	
9.600	0.000	0.000	0.000		0.001	-	-	0.000	0.000	0.000		0.018	-	-		0.000	0.000	0.000		1.80	-	-		0.000	0.000	0.000		1.81	-	-		0.096	
10.000	0.000	0.000	0.000		0.001	-	-	0.000	0.000	0.000		0.008	-	-		0.000	0.000	0.000		2.20	-	-		0.000	0.000	0.000		2.20	-	-		0.100	
11.000	0.000	0.000	0.000		0.001	-	-	0.000	0.000	0.000		0.001	-	-		0.000	0.000	0.000		3.20	-	-		0.000	0.000	0.000		3.20	-	-		0.110	
Totals:						0	0					0	0	0	0	0					0	0					0	0	0	0	0		
Number of Trades:						0						0	0				0.00						0					0				0	

OPAP (CR)

(Contract Size: 102 Securities, Exercise Style: American, Physical Delivery)

Exerise Price	Call Options												Put Options												Exerise Price								
	July 2024						August 2024						Other Months		July 2024						August 2024						Other Months						
	Open price	Price max	Price min	Last price	Closing price	Volume	Open Interest	Open price	Price max	Price min	Last price	Closing price	Volume	Open Interest	Volume	Open Interest	Open price	Price max	Price min	Last price	Closing price	Volume	Open Interest	Open price		Price max	Price min	Last price	Closing price	Volume	Open Interest	Volume	Open Interest
9.440	0.000	0.000	0.000		5.36	-	-										0.000	0.000	0.000		0.001	-	-									0.094	
9.600	0.000	0.000	0.000		5.20	-	-	0.000	0.000	0.000		5.22	-	-			0.000	0.000	0.000		0.001	-	-	0.000	0.000	0.000		0.001	-	-		0.096	
9.830	0.000	0.000	0.000		4.97	-	-										0.000	0.000	0.000		0.001	-	-									0.098	
10.000	0.000	0.000	0.000		4.80	-	-	0.000	0.000	0.000		4.82	-	-			0.000	0.000	0.000		0.001	-	-	0.000	0.000	0.000		0.001	-	-		0.100	
10.810	0.000	0.000	0.000		3.99	-	-										0.000	0.000	0.000		0.001	-	-									0.108	
11.000	0.000	0.000	0.000		3.80	-	-	0.000	0.000	0.000		3.82	-	-			0.000	0.000	0.000		0.001	-	-	0.000	0.000	0.000		0.001	-	-		0.110	
11.790	0.000	0.000	0.000		3.01	-	-										0.000	0.000	0.000		0.001	-	-									0.118	
12.000	0.000	0.000	0.000		2.80	-	-	0.000	0.000	0.000		2.82	-	-			0.000	0.000	0.000		0.001	-	-	0.000	0.000	0.000		0.002	-	-		0.120	
12.780	0.000	0.000	0.000		2.03	-	-										0.000	0.000	0.000		0.001	-	-									0.128	
13.000	0.000	0.000	0.000		1.81	-	-	0.000	0.000	0.000		1.85	-	-			0.000	0.000	0.000		0.002	-	-	0.000	0.000	0.000		0.028	-	-		0.130	
13.760	0.000	0.000	0.000		1.08	-	-										0.000	0.000	0.000		0.033	-	11									0.138	
14.000	0.000	0.000	0.000		0.870	-	-	0.989	0.989	0.989	0.989	0.989	5	-	-		0.000	0.000	0.000		0.063	-	-	0.000	0.000	0.000		0.173	-	-		0.140	
14.740	0.000	0.000	0.000		0.358	-	-										0.000	0.000	0.000		0.291	-	-									0.147	
15.000	0.000	0.000	0.000		0.238	-	-	0.000	0.000	0.000		0.415	-	-			0.000	0.000	0.000		0.431	-	-	0.000	0.000	0.000		0.587	-	-		0.150	
15.730	0.000	0.000	0.000		0.056	-	-										0.000	0.000	0.000		0.982	-	-									0.157	
16.000	0.000	0.000	0.000		0.029	-	-	0.130	0.130	0.130	0.130	0.130	50	-	-		0.000	0.000	0.000		1.23	-	-	0.000	0.000	0.000		1.30	-	-		0.160	
16.710	0.000	0.000	0.000		0.004	-	-										0.000	0.000	0.000		1.92	-	-									0.167	
17.000	0.000	0.000	0.000		0.001	-	-	0.000	0.000	0.000		0.026	-	-			0.000	0.000	0.000		2.21	-	-	0.000	0.000	0.000		2.22	-	-		0.170	
17.690	0.000	0.000	0.000		0.001	-	-										0.000	0.000	0.000		2.90	-	-									0.177	
18.000	0.000	0.000	0.000		0.001	-	-	0.000	0.000	0.000		0.004	-	-			0.000	0.000	0.000		3.21	-	-	0.000	0.000	0.000		3.21	-	-		0.180	
18.670	0.000	0.000	0.000		0.001	-	-										0.000	0.000	0.000		3.88	-	-									0.187	
19.000	0.000	0.000	0.000		0.001	-	-	0.000	0.000	0.000		0.001	-	-			0.000	0.000	0.000		4.21	-	-	0.000	0.000	0.000		4.21	-	-		0.190	
19.660	0.000	0.000	0.000		0.001	-	-										0.000	0.000	0.000		4.87	-	-									0.197	
20.000	0.000	0.000	0.000		0.001	-	-	0.000	0.000	0.000		0.001	-	-			0.000	0.000	0.000		5.21	-	-	0.000	0.000	0.000		5.21	-	-		0.200	
21.620	0.000	0.000	0.000		0.001	-	-										0.000	0.000	0.000		6.83	-	-									0.216	
22.000						-	-															-	-										0.220
23.590	0.000	0.000	0.000		0.001	-	-										0.000	0.000	0.000		8.80	-	-										0.236
24.000						-	-															-	-										0.240
Totals:						0	0					55	0	0	0						0	11					0	0	0	0			
Number of Trades:						0						2		0							0.00						0		0				



OTE (CR)

(Contract Size: 100 Securities, Exercise Style: American, Physical Delivery)

Call Options														Put Options																					
Exercise Price	July 2024						August 2024						Other Months		July 2024						August 2024						Other Months		Exercise Price						
	Open price	Price max	Price min	Last price	Closing price	Volume	Open Interest	Open price	Price max	Price min	Last price	Closing price	Volume	Open Interest	Volume	Open Interest	Open price	Price max	Price min	Last price	Closing price	Volume	Open Interest	Open price	Price max	Price min	Last price	Closing price		Volume	Open Interest	Volume	Open Interest		
9.200	0.000	0.000	0.000	4.44	-	-	0.000	0.000	0.000	4.46	-	-				0.000	0.000	0.000	0.001	-	-	0.000	0.000	0.000	0.001	-	-				0.092				
9.600	0.000	0.000	0.000	4.04	-	-	0.000	0.000	0.000	4.06	-	-				0.000	0.000	0.000	0.001	-	-	0.000	0.000	0.000	0.001	-	-				0.096				
10.000	0.000	0.000	0.000	3.64	-	-	0.000	0.000	0.000	3.66	-	-				0.000	0.000	0.000	0.001	-	-	0.000	0.000	0.000	0.001	-	-				0.100				
11.000	0.000	0.000	0.000	2.64	-	-	0.000	0.000	0.000	2.67	-	-				0.000	0.000	0.000	0.001	-	-	0.000	0.000	0.000	0.006	-	-				0.110				
12.000	0.000	0.000	0.000	1.66	-	-	0.000	0.000	0.000	1.72	-	-				0.000	0.000	0.000	0.016	-	-	0.000	0.000	0.000	0.055	-	-				0.120				
13.000	0.000	0.000	0.000	0.803	-	-	0.000	0.000	0.000	0.923	-	-				0.000	0.000	0.000	0.157	-	10	0.000	0.000	0.000	0.258	-	-				0.130				
14.000	0.000	0.000	0.000	0.262	-	-	0.000	0.000	0.000	0.390	-	-				0.874	0.874	0.874	0.874	0.874	5	-	0.000	0.000	0.000	0.725	-	-				0.140			
15.000	0.000	0.000	0.000	0.054	-	3	0.000	0.000	0.000	0.131	-	-				0.000	0.000	0.000	1.41	-	-	0.000	0.000	0.000	1.47	-	-				0.150				
16.000	0.000	0.000	0.000	0.007	-	-	0.000	0.000	0.000	0.033	-	-				0.000	0.000	0.000	2.37	-	-	0.000	0.000	0.000	2.38	-	-				0.160				
17.000	0.000	0.000	0.000	0.001	-	-	0.000	0.000	0.000	0.006	-	-				0.000	0.000	0.000	3.37	-	-	0.000	0.000	0.000	3.37	-	-				0.170				
18.000	0.000	0.000	0.000	0.001	-	-	0.000	0.000	0.000	0.001	-	-				0.000	0.000	0.000	4.37	-	-	0.000	0.000	0.000	4.37	-	-				0.180				
19.000	0.000	0.000	0.000	0.001	-	-	0.000	0.000	0.000	0.001	-	-				0.000	0.000	0.000	5.37	-	-	0.000	0.000	0.000	5.37	-	-				0.190				
Totals:						0	3							0	0	0	0							0	10							0	0	0	0
Number of Trades:						0							0	0							1.00							0							0

PIRAEUS FINANCIAL HOLD (CR)

(Contract Size: 100 Securities, Exercise Style: American, Physical Delivery)

Call Options															Put Options																			
Exercise Price	July 2024						August 2024						Other Months		July 2024						August 2024						Other Months		Exercise Price					
	Open price	Price max	Price min	Last price	Closing price	Volume	Open Interest	Open price	Price max	Price min	Last price	Closing price	Volume	Open Interest	Volume	Open Interest	Open price	Price max	Price min	Last price	Closing price	Volume	Open Interest	Open price	Price max	Price min	Last price	Closing price		Volume	Open Interest	Volume	Open Interest	
1.800						-	-							-	-																			0.018
1.900						-	-							-	-																			0.019
2.000						-	-							-	-																			0.020
2.200						-	-							-	-																			0.022
2.400	0.000	0.000	0.000		0.993	-	-	0.000	0.000	0.000		0.997	-	-			0.000	0.000	0.000		0.001	-	-		0.000	0.000	0.000		0.001	-	-		0.024	
2.600	0.000	0.000	0.000		0.793	-	-	0.000	0.000	0.000		0.799	-	-			0.000	0.000	0.000		0.001	-	-		0.000	0.000	0.000		0.002	-	-		0.026	
2.800	0.000	0.000	0.000		0.596	-	-	0.000	0.000	0.000		0.606	-	-			0.000	0.000	0.000		0.003	-	-		0.000	0.000	0.000		0.008	-	-		0.028	
3.000	0.000	0.000	0.000		0.409	-	-	0.000	0.000	0.000		0.428	-	-			0.000	0.000	0.000		0.016	-	-		0.000	0.000	0.000		0.030	-	-		0.030	
3.200	0.000	0.000	0.000		0.248	-	-	0.000	0.000	0.000		0.278	-	-			0.000	0.000	0.000		0.054	-	-		0.000	0.000	0.000		0.079	-	-		0.032	
3.400	0.000	0.000	0.000		0.130	-	200	0.000	0.000	0.000		0.162	-	20			0.000	0.000	0.000		0.136	-	-		0.000	0.000	0.000		0.164	-	-		0.034	
3.600	0.000	0.000	0.000		0.058	-	-	0.000	0.000	0.000		0.087	-	-			0.000	0.000	0.000		0.264	-	-		0.000	0.000	0.000		0.288	-	-		0.036	
3.800	0.000	0.000	0.000		0.022	-	-	0.000	0.000	0.000		0.042	-	-			0.000	0.000	0.000		0.428	-	-		0.000	0.000	0.000		0.444	-	-		0.038	
4.000	0.000	0.000	0.000		0.007	-	-	0.000	0.000	0.000		0.018	-	-			0.000	0.000	0.000		0.614	-	-		0.000	0.000	0.000		0.621	-	-		0.040	
4.400	0.000	0.000	0.000		0.001	-	-	0.000	0.000	0.000		0.003	-	-			0.000	0.000	0.000		1.01	-	-		0.000	0.000	0.000		1.01	-	-		0.044	
4.800	0.000	0.000	0.000		0.001	-	-	0.000	0.000	0.000		0.001	-	-			0.000	0.000	0.000		1.41	-	-		0.000	0.000	0.000		1.41	-	-		0.048	
5.200	0.000	0.000	0.000		0.001	-	-	0.000	0.000	0.000		0.001	-	-			0.000	0.000	0.000		1.81	-	-		0.000	0.000	0.000		1.81	-	-		0.052	
5.600	0.000	0.000	0.000		0.001	-	-	0.000	0.000	0.000		0.001	-	-			0.000	0.000	0.000		2.21	-	-		0.000	0.000	0.000		2.21	-	-		0.056	
6.000	0.000	0.000	0.000		0.001	-	-										0.000	0.000	0.000		2.61	-	-										0.060	
6.400						-	-							-	-																		0.064	
Totals:						0	200						0	20	0	0						0	0						0	0	0	0		
Number of Trades:						0							0		0	0						0.00							0		0	0		

PPC (CR)

(Contract Size: 100 Securities, Exercise Style: American, Physical Delivery)

Call Options																Put Options																
July 2024								August 2024								Other Months		July 2024						August 2024					Other Months		Exercise Price	
Open price	Price max	Price min	Last price	Closing price	Volume	Open Interest	Open price	Price max	Price min	Last price	Closing price	Volume	Open Interest	Volume	Open Interest	Open price	Price max	Price min	Last price	Closing price	Volume	Open Interest	Open price	Price max	Price min	Last price	Closing price	Volume	Open Interest	Volume		Open Interest
6.800					-	-						-	-									-	-									0.068
7.200					-	-						-	-									-	-									0.072
7.600					-	-						-	-									-	-									0.076
8.000					-	-						-	-									-	-									0.080
8.400	0.000	0.000	0.000		2.52	-	-	0.000	0.000	0.000		2.54	-	-	0.000	0.000	0.000		0.001	-	-	0.000	0.000	0.000		0.003	-	-			0.084	
8.800	0.000	0.000	0.000		2.12	-	-	0.000	0.000	0.000		2.14	-	-	0.000	0.000	0.000		0.001	-	-	0.000	0.000	0.000		0.009	-	-			0.088	
9.200	0.000	0.000	0.000		1.72	-	-	0.000	0.000	0.000		1.76	-	-	0.000	0.000	0.000		0.001	-	-	0.000	0.000	0.000		0.028	-	-			0.092	
9.600	0.000	0.000	0.000		1.33	-	-	0.000	0.000	0.000		1.40	-	-	0.000	0.000	0.000		0.009	-	-	0.000	0.000	0.000		0.064	-	-			0.096	
10.000	0.000	0.000	0.000		0.957	-	5	0.000	0.000	0.000		1.07	-	-	0.000	0.000	0.000		0.035	-	-	0.000	0.000	0.000		0.135	-	-			0.100	
11.000	0.000	0.000	0.000		0.268	-	26	0.000	0.000	0.000		0.453	-	-	0.000	0.000	0.000		0.345	-	15	0.000	0.000	0.000		0.515	-	-			0.110	
12.000	0.000	0.000	0.000		0.032	-	60	0.000	0.000	0.000		0.140	-	-	0.000	0.000	0.000		1.11	-	-	0.000	0.000	0.000		1.20	-	-			0.120	
13.000	0.000	0.000	0.000		0.001	-	10	0.000	0.000	0.000		0.033	-	-	0.000	0.000	0.000		2.09	-	-	0.000	0.000	0.000		2.10	-	-			0.130	
14.000	0.000	0.000	0.000		0.001	-	-	0.000	0.000	0.000		0.005	-	-	0.000	0.000	0.000		3.09	-	-	0.000	0.000	0.000		3.09	-	-			0.140	
15.000	0.000	0.000	0.000		0.001	-	-	0.000	0.000	0.000		0.001	-	-	0.000	0.000	0.000		4.09	-	-	0.000	0.000	0.000		4.09	-	-			0.150	
16.000	0.000	0.000	0.000		0.001	-	-	0.000	0.000	0.000		0.001	-	-	0.000	0.000	0.000		5.09	-	-	0.000	0.000	0.000		5.09	-	-			0.160	
17.000	0.000	0.000	0.000		0.001	-	-	0.000	0.000	0.000		0.001	-	-	0.000	0.000	0.000		6.09	-	-	0.000	0.000	0.000		6.09	-	-			0.170	
18.000					-	-						-	-									-	-									0.180
Totals:					0	101						0	0	0	0	0					0	15					0	0	0	0	0	
Number of Trades:					0							0	0	0	0					0.00					0	0	0	0	0			

Lending Products	Underlying Title	Open Interest[5]	Multilateral Transactions[1]				Bilateral Transactions[2]		Stock Borrowing through OTC (volume)[3]	
			Volume(Offered)	Average Weighted	Transactions volume	Average Weighted	Transactions Volume	Average Weighted	Transactions Volume	
ADMIEBOR	ADMIE (IPTO) HOLDING S.A. (CR)	---	---	---	---	---	---	---	202,364	
AEGNBOR	AEGEAN AIRLINES (CR)	7,011	---	---	---	---	---	---	318,552	
AETFBOR	ALPHA ETF FTSE Athex Large Cap	---	---	---	---	---	---	---	---	
ALPHABOR	ALPHA SERVICES HOLD (CR)	---	---	---	---	---	---	---	60,446,221	
AIABOR	ATHENS INTL AIRPORT (CR)	2,361	---	---	---	---	---	---	197,305	
ACAGBOR	AUSTRIACARD (CB)	---	---	---	---	---	---	---	---	
OTOELBOR	AUTOHELLAS SA (CR)	1,700	---	---	---	---	---	---	77,689	
AVAXBOR	AVAX S.A. (CR)	---	---	---	---	---	---	---	35,295	
EEEBOR	CC HBC AG (CR)	11,062	---	---	---	---	---	---	77,221	
CENERBOR	CENERGY HOLDINGS (CB)	---	---	---	---	---	---	---	40,573	
DIMANDBOR	DIMAND (CR)	---	---	---	---	---	---	---	88,800	
ELLAKTORBOR	ELLAKTOR (CR)	2,681	---	---	---	---	---	---	104,365	
ELHABOR	ELVALHALCOR (CR)	1,790	---	---	---	---	---	---	75,860	
EPSILBOR	EPSILON NET (CR)	---	---	---	---	---	---	---	28,000	
EUROBBOR	EUROBANK HOLDINGS (CR)	197,375	---	---	---	---	---	---	52,557,549	
EYDAPBOR	EYDAP S.A. (CR)	845	---	---	---	---	---	---	210,666	
FOYRKBOR	FOURLIS (CR)	230	---	---	---	---	---	---	46,297	
GEKTERNABOR	GEK TERNA (CR)	---	---	---	---	---	---	---	3,698	
SARBOR	GR. SARANTIS S.A. (CR)	1,838	---	---	---	---	---	---	16,412	
EXAEBOR	HELLENIC EXCHANGES-A.S.E. (CR)	---	---	---	---	---	---	---	152,047	
ELPEBOR	HELLENIQ ENERGY (CR)	---	---	---	---	1,196	8.00%	---	612,363	
INTEKBOR	IDEAL HOLDINGS (CR)	---	---	---	---	---	---	---	14,950	
INTRKBOR	INTRACOM HOLDINGS (CR)	---	---	---	---	---	---	---	22,500	
INKATBOR	INTRAKAT (CR)	---	---	---	---	---	---	---	534,064	
INLOTBOR	INTRALOT (CR)	6,000	---	---	---	---	---	---	416,354	
BELABOR	JUMBO SA (CR)	---	---	---	---	---	---	---	205,735	
KRIBOR	KRI-KRI S.A. (CR)	---	---	---	---	---	---	---	140	
LAMDABOR	LAMDA DEVELOPMENT SA (CR)	---	---	---	---	---	---	---	232,382	
LAVIBOR	LAVIPHARM SA (CR)	---	---	---	---	---	---	---	---	
MYTILBOR	METLEN ENERGY & METALS (CR)	1,000	---	---	---	---	---	---	161,228	
MIGBOR	MIG (CR)	1,992	---	---	---	---	---	---	40,179	

## Stock Lending Notes

[1] - Multilateral contracts Lending or Borrowing as per Methods 8-1, 8-2 and 8-3-3 (According to ATHEX BoD Resolution No.17)

[2] - Bilateral Contracts Lending or Borrowing as per Methods 8-3-1 and 8-3-2 & Contracts as per Method 4 (According to ATHEX BoD Resolution No.20)

[3] - The information concerning OTC Stock Borrowing Transactions is based on the statements of the Dematerialised Securities System (DSS) operators involved and refers to volumes that have been registered up until the previous working day.

[4] - Average Price (Volume weighted)

[5] - The Data concerning Open Interest before the start of trading session

Lending Products	Underlying Title	Open Interest[5]	Multilateral Transactions[1]				Bilateral Transactions[2]		Stock Borrowing through OTC (volume)[3]	
			Volume(Offered)	Average Weighted	Transactions volume	Average Weighted	Transactions Volume	Average Weighted	Transactions Volume	
MOHBOR	MOTOR OIL (CR)	28,102	---	---	---	---	---	---	440,680	
ETEBOR	NATIONAL BANK (CR)	70,008	---	---	---	---	---	---	11,215,931	
OPAPBOR	OPAP (CR)	---	---	---	---	---	---	---	1,927,440	
OPTIMABOR	OPTIMA BANK (CR)	41,567	---	---	---	---	---	---	1,362,816	
HTOBOR	OTE (CR)	12,200	---	---	---	---	---	---	1,733,641	
PPABOR	P.P.A. S.A. (CR)	5,807	---	---	---	---	---	---	71,144	
TPEIRBOR	PIRAEUS FINANCIAL HOLD (CR)	79,583	---	---	---	---	---	---	7,461,257	
PPCBOR	PPC (CR)	2,000	---	---	---	---	---	---	2,778,881	
PROFBOR	PROFILE SA (CR)	---	---	---	---	---	---	---	5,000	
QUESTBOR	QUEST HOLDINGS (CR)	1,086	---	---	---	---	---	---	16,357	
OLYMPBOR	TECHNICAL OLYMPIC SA (CR)	---	---	---	---	---	---	---	---	
TENERGYBOR	TERNA ENERGY (CR)	232	---	---	---	---	---	---	448,341	
EYAPSBOR	THESSALONIKA WATER & SEWERAGE	---	---	---	---	---	---	---	---	
PLATBOR	THRACE PLASTICS SA (CR)	---	---	---	---	---	---	---	1,596	
TITCBOR	TITAN CEMENT (CB)	2,337	---	---	105	4.75%	---	---	227,712	
VIORBOR	VIOHALCO SA/NV (CB)	5,900	---	---	---	---	---	---	---	

## Stock Lending Notes

[1] - Multilateral contracts Lending or Borrowing as per Methods 8-1, 8-2 and 8-3-3 (According to ATHEX BoD Resolution No.17)

[2] - Bilateral Contracts Lending or Borrowing as per Methods 8-3-1 and 8-3-2 & Contracts as per Method 4 (According to ATHEX BoD Resolution No.20)

[3] - The information concerning OTC Stock Borrowing Transactions is based on the statements of the Dematerialised Securities System (DSS) operators involved and refers to volumes that have been registered up until the previous working day.

[4] - Average Price (Volume weighted)

[5] - The Data concerning Open Interest before the start of trading session

## Sectors codification for listed companies

12003-	ETF	10101010	Computer Services
10101015	Software	10102030	Computer Hardware
15101010	Telecommunications Equipment	15102015	Telecommunications Services
20101010	Health Care Facilities	20101025	Health Care Services
20102010	Medical Equipment	20103015	Pharmaceuticals
30101010	Banks	30202000	Diversified Financial Services
30202010	Asset Managers & Custodians	30202015	Investment Services
30204000	Closed End Investments	30302010	Full Line Insurance
30302015	Insurance Brokers	30302025	Property and Casualty Insurance
35101010	Real Estate Holding and Development	35101015	Real Estate Services
35102000	Diversified REITs	35102030	Office REITs
35102045	Retail REITs.	40201040	Rental & Leasing Services: Consumer
40202010	Home Construction	40202015	Household Furnishings
40202020	Household Appliance	40203040	Electronic Entertainment
40204020	Clothing & Accessories	40301010	Entertainment
40301030	Publishing	40301035	Radio & TV Broadcasters
40401010	Diversified Retailers	40401020	Apparel Retailers
40401025	Home Improvement Retailers	40401030	Specialty Retailers
40501010	Airlines	40501015	Travel & Tourism
40501020	Casinos & Gambling	40501025	Hotels & Motels
45101015	Distillers & Vintners	45101020	Soft Drinks
45102010	Farming Fishing Ranching & Plantations	45102020	Food Products
45103010	Tobacco	45201010	Food Retailers & Wholesalers
45201020	Personal Products	50101010	Construction
50101020	Building Roof/Wallboard and Plumbing	50101030	Cement
50101035	Building Materials: Other	50202010	Electrical Components
50203015	Plastics	50203030	Containers & Packaging
50204000	Machinery: Industrial	50204020	Machinery: Construction & Handling
50205010	Industrial Suppliers	50205020	Back Office Support HR & Consulting
50205030	Forms & Bulk Printing Services	50206015	Commercial Vehicles & Parts
50206030	Marine Transportation	50206060	Transportation Services
55101000	Diversified Materials	55101020	Textile Products
55102000	General Mining	55102010	Iron & Steel
55102015	Metal Fabricating	55102035	Aluminum
60101020	Oil Refining and Marketing	65101010	Alternative Electricity
65101015	Conventional Electricity	65102000	Multi-Utilities
65102030	Water		



**ATHEX**  
Athens Stock Exchange

Λεωφ. Αθηνών 110 104 42 Αθήνα  
110, Athinon Ave. GR 104 42 Athens  
tel. (+30)210-33.66.800, fax (+30)210-33.66.101  
[www.athexgroup.gr](http://www.athexgroup.gr)