

24

Ημερήσιο Δελτίο  
Συναλλακτικής Δραστηριότητας

Daily Official List  
of Trading Activity

Tuesday, 25 June, 2024

Year: 145 Trading Day No: 117



**ATHEXGROUP**  
Athens Exchange Group

**Disclaimer:**

Hellenic Exchanges-Athens Stock Exchange S.A endeavours to ensure that the data and other material ("Information") presented on the Daily Official List are accurate and complete, but it is not liable for any errors or omissions of data or /and for the accuracy, credibility, updating and completeness of the aforesaid information nor it has any liability arising directly or indirectly from the use of the above Information.

The Company is not liable for the accuracy of the data included in listed companies' announcements. Only the sender of such an announcement is fully and solely liable for any infringement of third party's rights from the content of such announcement. All contents of the Daily Official List are provided only for information purposes and do not constitute investment advice or solicitation to invest in securities or other products listed for trading on the Exchange.

You acknowledge and agree that the Company is the owner of any property rights related to any Information appearing on the Daily Official List including intellectual property rights copyright, trademarks, etc.

The above data are a property of the Hellenic Exchanges-Athens Exchange and are copyright protected. Users are forbidden to reproduce, modify, copy, sale, transmit or redistribute, by all reproduction means and methods, part or the whole of the above data, without reference to their source.

The commercial exploitation of these data is, also, forbidden by third parties. Hellenic Exchanges-Athens Exchange does not carry any responsibility, direct or indirect, derived from usage or accidental alteration of the above data when used by third parties.

---

**Hellenic Exchanges – Athens Stock Exchange S.A.**

110 Athinon Ave., 10442 Athens, Tel: (210) 33.66.800, Fax: (210) 32.13.938

[www.athexgroup.gr](http://www.athexgroup.gr)

---

**Thessalonica Stock Exchange Center (T.S.E.C)**

16-18 Katouni Str., Thessalonica 546 25 Tel: (2310) 567.667, Fax: (2310) 530.545

---

**Athex Members Guarantee Fund**

14-16 Fidiou Str., Athens 106 78, Tel: (210) 33.04.682, Fax: (210) 33.04.155

---

**Hellenic Republic Capital Market Commission**

1 Kolokotroni Str. & 1 Stadiou Str., Athens 10562 Tel: (210) 33.77.100 Fax: (210) 33.77.173

---

**Table of Contents**

---

**Section 1: Statistical Figures of Securities, Derivatives and Lending**

Summary of Markets

Athex Indices

Analytic Figures for Athex Market's Boards and Categories

Trading Details by Athex Sectors and Financial Instruments (ETFs)

Top 10 best &amp; worst performing Shares

Derivatives Summary

**Section 2: Analytic Figures of Shares Transactions**

Analytic Figures of Shares Transactions

Shares' Notes

**Section 3: Figures of Securities Transactions**

Securities Blocks Details

Shares Rights Details

Stock Borrowing

Forced Sales Details

Forced Sales Registered Shares

Exchange Traded Funds (ETFs) Characteristics

**Section 5: Bonds traded in Fixed Income Assets Market**

Convertible Corporate Bonds - Regulated Market

Non Convertible Corporate Bonds - Regulated Market

Government Bonds

Treasury Bills &amp; Zero Coupon Government Bonds

Government Bonds Traded with the Open Outcry Method

State Banks Bonds

**Section 6: Additional Infos**

Athex &amp; ATHEXClear Members List

List of Stocks under Market Making operations

**Section 7: Derivatives Market Analytic Figures**

Index Futures

Stock Futures

Index Options

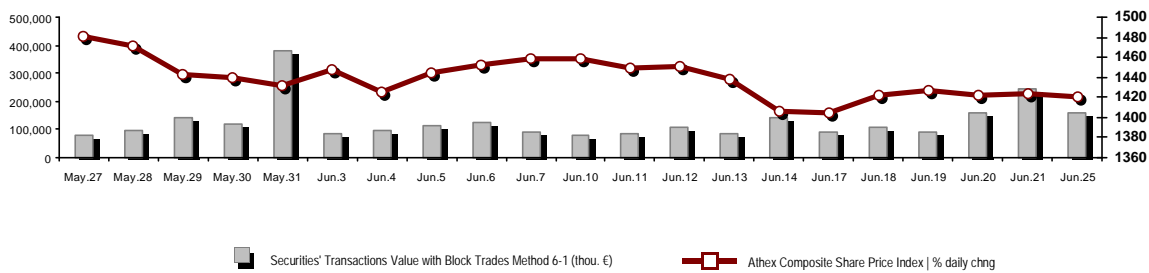
Stock Options

Stock Lending Analytic Figures

**Appendix A: Sectors codification for listed companies**

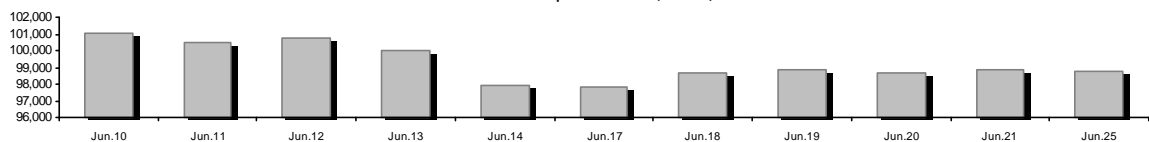
## Summary of Markets

Athex Composite Share Price Index vs Shares and Derivatives Transactions Value

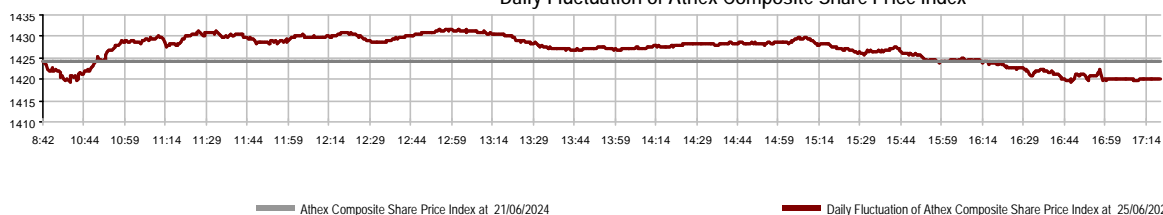


Athex Capitalisation (mill. €) **:	98,725.82		Derivatives Total Open Interest	454,041
Daily change: mill. €   %	-154.27	-0.16%	in Index Futures   % daily chng	4,606 -21.95%
Yearly Avg Capitalisation: mill. €   % chng prev year Avg	96,976.82	20.64%	in Stock Futures   % daily chng	448,419 -22.81%
Athex Composite Share Price Index   % daily chng	1,420.06	-0.28%	in Index Options   % daily chng	681 -62.54%
Athex Composite Share Price Index Capitalisation (mill. €)	90,826.09		in Stock Options   % daily chng	335 -43.60%
Daily change (mill. €)	1,231.93			
Securities' Transactions Value with Block Trades Method 6-1 (t)	156,803.76		Derivatives Contracts Volume:	17,866
Daily change: %	-85,764.40	-35.36%	Daily change: pieces   %	-76,041 -80.97%
YtD Avg Trans. Value: thou. €   % chng prev year Avg	140,999.82	28.69%	YtD Avg Derivatives Contracts % chng prev year Avg	42,381 -3.60%
Blocks Transactions Value of Method 6-1 (thou. €)	14,487.52		Derivatives Trades Number:	1,382
Blocks Transactions Value of Method 6-2 & 6-3 (thou. €)	0.00		Daily change: number   %	-1,681 -54.88%
Bonds Transactions Value (thou.€)	729.18		YtD Avg Trades number % chng prev year Avg	2,082 -10.66%
Securities' Transactions Volume with Block Trades Method 6-1 (tho)	40,137.36		Lending Total Open Interest	379,084
Daily change: thou. pieces   %	-3,175.55	-7.33%	Daily change: pieces   %	16,988 4.69%
YtD Avg Volume: % chng prev year Avg	31,221.59	-7.14%	Lending Volume (Multilateral/Bilateral)	179,730
Blocks Transactions Volume of Method 6-1 (thou. Pieces)	5,258.22		Daily change: pieces   %	123,411
Blocks Transactions Volume of Method 6-2 & 6-3 (thou. Pieces)	0.00		Multilateral Lending	13,030
Bonds Transactions Volume	756,000		Bilateral Lending	166,700
Securities' Trades Number with Block Trades Method 6-1	48,772		Lending Trades Number:	21
Daily change: number   %	10,867	28.67%	Daily change: %	-21
YtD Avg Trades number % chng prev year Avg	40,556	11.96%	Multilateral Lending Trades Number	18
Number of Blocks Method 6-1	26		Bilateral Lending Trades Number	3
Number of Blocks Method 6-2 & 6-3	0			
Number of Bonds Transactions	160			

Athex Capitalisation (mill. €) \*\*



Daily Fluctuation of Athex Composite Share Price Index



## Athex Indices

Index name	25/06/2024	21/06/2024	pts.	%	Min	Max	Year min	Year max	Year change
Athex Composite Share Price Index	1,420.06 €	1,424.04	-3.98	-0.28%	1,419.17	1,431.81	1,293.14	1,505.35	9.81% #
Athex Composite Index Total Return Index	2,619.07 #	2,618.37	0.70	0.03%	2,617.43	2,640.73	2,355.44	2,756.70	11.19% #
Athex ESG Index	1,616.97 €	1,622.81	-5.84	-0.36%	1,616.47	1,634.17	1,471.77	1,722.97	9.87% #
ATHEX Alternative Market Price Index	13,585.40 #	13,563.25	22.15	0.16%	13,487.17	13,773.49	9,352.11	15,217.49	45.27% #
FTSE/Athex Large Cap	3,442.49 €	3,453.22	-10.73	-0.31%	3,441.66	3,479.29	3,122.79	3,665.50	10.24% #
FTSE/Athex Mid Cap Index	2,282.98 #	2,272.58	10.40	0.46%	2,254.24	2,294.63	2,167.92	2,459.55	1.43% #
FTSE/ATHEX High Dividend Yield Index	3,908.83 €	3,940.77	-31.94	-0.81%	3,895.61	3,940.77	3,752.57	4,217.66	3.64% #
FTSE/Athex Market Index	823.48 €	825.27	-1.79	-0.22%	823.06	831.62	746.82	875.18	10.26% #
FTSE/Athex Banks	1,227.84 €	1,241.44	-13.60	-1.10%	1,224.16	1,258.78	1,057.67	1,349.28	15.66% #
FTSE/ATHEX TECHNOLOGY & TELECOMMUNICAT	5,337.46 €	5,342.99	-5.53	-0.10%	5,291.42	5,384.94	4,915.95	5,705.00	5.22% #
FTSE/ATHEX FINANCIAL SERVICES	5,768.68 €	5,835.02	-66.34	-1.14%	5,751.79	5,911.94	4,996.31	6,339.99	15.05% #
FTSE/ATHEX REAL ESTATE	4,603.58 €	4,631.11	-27.53	-0.59%	4,586.02	4,631.11	4,507.00	5,120.52	-7.20% €
FTSE/ATHEX CONSUMER DISCRETIONARY	5,060.15 #	5,038.50	21.65	0.43%	5,005.69	5,079.89	4,919.19	5,557.48	0.88% #
FTSE/ATHEX CONSUMER STAPLES	6,280.36 #	6,196.80	83.56	1.35%	6,192.92	6,280.36	5,069.68	6,458.99	23.42% #
FTSE/ATHEX INDUSTRIALS	6,170.35 €	6,320.54	-150.19	-2.38%	6,169.14	6,321.41	5,044.08	6,445.12	21.43% #
FTSE/ATHEX BASIC MATERIALS	4,770.31 €	4,845.10	-74.79	-1.54%	4,770.31	4,845.10	4,577.28	5,876.05	-2.04% €
FTSE/ATHEX ENERGY & UTILITIES	5,117.15 #	5,094.54	22.61	0.44%	5,085.49	5,144.45	4,939.33	5,474.06	2.60% #
Athex All Share Index	330.69 €	330.90	-0.21	-0.06%	330.69	330.69	304.60	347.29	9.50% #
Hellenic Mid & Small Cap Index	2,048.65 €	2,059.17	-10.52	-0.51%	2,043.24	2,059.17	1,929.00	2,157.15	6.20% #
FTSE/Athex Large Cap Total Return	5,788.70 #	5,770.77	17.93	0.31%			5,201.70	6,088.15	12.03% #
FTSE/Athex Mid Cap Total Return	3,106.65 #	3,087.88	18.77	0.61%			2,922.90	3,302.69	2.49% #
MSCI GREECE REBASED	5,407.36 €	5,428.45	-21.09	-0.39%	5,402.96	5,485.49	4,984.69	5,837.84	8.48% #
Hellenic Corporate Bond Index	132.39 #	132.31	0.08	0.06%			129.54	132.39	2.12% #
Hellenic Corporate Bond Price Index	91.17 #	91.12	0.05	0.05%			90.52	91.29	0.57% #

Note 1: FTSE/Med 100, Hellenic Corporate Bond Price Index and Hellenic Corporate Bond Index closing prices refer to the previous trading day of 20/06/2024.

Note 2: The Hellenic Mid & Small Cap Index is a Customized index calculated by the Athens Exchange.

## Analytic Figures for Athex Market's Boards and Categories

	Total Traded Securities	Main Market	Surveillance	Exchange Traded Funds (ETFs)
Totals	120	114	5	1
Gain / Lose / Same:	43 / 63 / 14	42 / 60 / 12	1 / 2 / 2	0 / 1 / 0
Athex Capitalisation (mill. €) **	98,725.82	98,655.71	70.12	
Daily Average Trans/ons Value(thou.€)	140,999.82	140,783.68	39.64	301.78
Transactions Value	156,803.76	155,250.56	207.05	1,346.15
Main Board:	142,316.24	140,763.04	207.05	1,346.15
Blocks Board 6_2_3:	14,487.52	14,487.52	0.00	0.00
Forced Sales Board:	0.00	0.00	0.00	0.00
Special Terms Board:	0.00	0.00	0.00	0.00
Daily Average Transactions Volume	31,221,588	31,060,830	174,937	8,722
Transactions Volume	40,137,362	39,269,261	829,857	38,244
Main Board:	34,879,143	34,011,042	829,857	38,244
Blocks Board 6_2_3:	5,258,219	5,258,219	0	0
Forced Sales Board:	0	0	0	0
Special Terms Board:	0	0	0	0
Daily Average Number of Trades	40,556	40,435	70	52
Number of Trades	48,772	48,553	185	34
Main Board:	48,746	48,527	185	34
Blocks Board 6_2_3:	26	26	0	0
Forced Sales Board:	0	0	0	0
Special Terms Board:	0	0	0	0

## Trading Details by Athex Sectors and Financial Instruments (ETFs)

Code	Sectors	Gain / Lose / Same	Number of Trades	Transactions Volume	Transactions Value	% of Total Trans. Value
3010	- Banks	2 / 5 / 0	21,234	28,275,907	81,196,985.00	51.78%
5510	- Basic Resources	5 / 7 / 2	910	228,341	833,611.95	0.53%
5010	- Construction & Materials	2 / 11 / 1	2,897	1,700,137	6,364,696.63	4.06%
4020	- Consumer Products & Services	3 / 2 / 2	341	148,680	249,747.21	0.16%
6010	- Energy	1 / 3 / 0	4,585	1,012,330	13,920,021.76	8.88%
12000	- Financial Instruments	0 / 1 / 0	34	38,244	1,346,149.57	0.86%
3020	- Financial Services	2 / 2 / 1	711	172,439	815,882.84	0.52%
4510	- Food Beverage & Tobacco	4 / 1 / 0	214	36,051	837,101.01	0.53%
2010	- Health Care	0 / 2 / 0	85	202,756	173,977.67	0.11%
5020	- Industrial Goods & Services	5 / 9 / 3	2,383	461,862	3,553,025.58	2.27%
3030	- Insurance	1 / 0 / 0	10	2,636	12,569.39	0.01%
4030	- Media	0 / 0 / 1	1	300	139.20	0.00%
4520	- Personal Care, Drug & Grocery Stores	1 / 1 / 0	308	99,951	974,047.64	0.62%
3510	- Real Estate	4 / 7 / 0	1,155	387,704	1,525,121.42	0.97%
4040	- Retail	2 / 2 / 1	1,936	286,034	4,226,867.62	2.70%
1010	- Technology	5 / 5 / 1	1,193	417,198	1,423,204.06	0.91%
1510	- Telecommunications	1 / 1 / 0	2,077	436,900	6,066,465.28	3.87%
4050	- Travel & Leisure	3 / 2 / 1	3,703	4,825,873	11,278,795.74	7.19%
6510	- Utilities	2 / 2 / 1	4,995	1,404,019	22,005,353.02	14.03%

## Top 10 best &amp; worst performing Shares

## Main Market

With positive Price change	Closing price	change	With negative Price change	Closing price	change
KEKROPS SA (CR)	1.4	8.95% #	TITAN CEMENT (CB)	28.95	-5.39% ☒
QUALITY & RELIABILITY SA (CR)	1.29	5.91% #	HELLENIC EXCHANGES-A.S.E. (CR)	4.66	-4.11% ☒
INTRALOT (CR)	1.154	5.48% #	PAPOUTSANIS (CR)	2.35	-3.69% ☒
MOTOR OIL (CR)	25.16	3.54% #	DOMIKI KRITIS SA (CR)	3.83	-3.53% ☒
CENTRIC HOLDINGS (CR)	0.34	3.34% #	ELASTRON (CR)	2.04	-3.32% ☒
CENERGY HOLDINGS (CB)	9.72	3.18% #	MOTODYNAMICS S.A. (CR)	2.8	-2.78% ☒
OPTIMA BANK (CR)	13	3.18% #	PIRAEUS FINANCIAL HOLD (CR)	3.374	-2.57% ☒
AS COMPANY SA (CR)	3	3.09% #	NATIONAL BANK (CR)	7.82	-2.49% ☒
KRI-KRI S.A. (CR)	10.95	2.82% #	GEK TERNA (CR)	16.56	-2.47% ☒
UNIBIOS (CR)	1.3	2.36% #	EPSILON NET (CR)	12	-2.44% ☒
With the highest Transactions Value	Value (thou. €)	change	With the highest Transactions Volume	Volume	change
EUROBANK HOLDINGS (CR)	23,789.49	1.33% #	EUROBANK HOLDINGS (CR)	11,093,340	1.33% #
NATIONAL BANK (CR)	20,776.75	-2.49% ☒	ALPHA SERVICES HOLD (CR)	8,204,199	-1.83% ☒
PIRAEUS FINANCIAL HOLD (CR)	20,688.27	-2.57% ☒	PIRAEUS FINANCIAL HOLD (CR)	6,071,843	-2.57% ☒
ALPHA SERVICES HOLD (CR)	12,142.90	-1.83% ☒	INTRALOT (CR)	4,340,882	5.48% #
METLEN ENERGY & METALS (CR)	9,070.37	0.00% -	NATIONAL BANK (CR)	2,614,269	-2.49% ☒
MOTOR OIL (CR)	8,767.04	3.54% #	HELLENIQ ENERGY (CR)	650,030	-0.50% ☒
TERNA ENERGY (CR)	7,303.16	0.10% #	OTE (CR)	436,585	0.95% #
OTE (CR)	6,064.37	0.95% #	PPC (CR)	419,526	-0.36% ☒
OPAP (CR)	5,136.30	1.12% #	TERNA ENERGY (CR)	377,336	0.10% #
HELLENIQ ENERGY (CR)	5,132.86	-0.50% ☒	OPAP (CR)	354,887	1.12% #

Note: Stocks that are not included in the "Under Supervision" category, and the transactions value is more than 10,000 €.

## Derivatives Summary

	Number of Trades	Volume	Open Interest
Index Futures	105	546	4,606
FTSE/Athex Banks	5	16	1,038
FTSE/Athex Large Cap	100	530	3,565
MSCI GREECE REBASED	0	0	3
Stock Futures	1,262	17,065	448,419
ADMIE (IPTO) HOLDING S.A. (CR)	7	26	23,386
AEGEAN AIRLINES (CR)	37	358	3,701
ALPHA SERVICES HOLD (CR)	167	3,189	161,743
ATHENS INTL AIRPORT (CR)	1	1	729
AUTOHELLAS SA (CR)	0	0	149
AVAX S.A. (CR)	3	31	561
CC HBC AG (CR)	1	1	69
CENERGY HOLDINGS (CB)	20	65	3,967
ELLAKTOR (CR)	8	27	3,605
ELVALHALCOR (CR)	13	45	4,332
EUROBANK HOLDINGS (CR)	91	1,831	15,296
EYDAP S.A. (CR)	15	43	4,116
FOURLIS (CR)	1	2	1,040
GEK TERNA (CR)	49	193	12,876
HELLENIC EXCHANGES-A.S.E. (CR)	23	121	6,020
HELLENIQ ENERGY (CR)	16	65	4,917
INTRACOM HOLDINGS (CR)	18	46	7,038
INTRAKAT (CR)	4	5	2,271
JUMBO SA (CR)	6	26	549
LAMDA DEVELOPMENT SA (CR)	8	26	6,935
METLEN ENERGY & METALS (CR)	24	52	4,998
MIG (CR)	1	5	96
MOTOR OIL (CR)	27	82	782
NATIONAL BANK (CR)	131	1,143	11,381
OPAP (CR)	8	42	2,984
OPTIMA BANK (CR)	11	33	61
OTE (CR)	35	175	5,402
P.P.A. S.A. (CR)	0	0	73
PIRAEUS FINANCIAL HOLD (CR)	441	8,797	98,921
PPC (CR)	50	236	31,491
QUEST HOLDINGS (CR)	1	5	165
TERNA ENERGY (CR)	35	319	25,024
TITAN CEMENT (CB)	1	5	151
VIOHALCO SA/NV (CB)	9	70	3,590
Index Options	13	230	681
FTSE/Athex Large Cap	13	230	681
Stock Options	2	25	335
ALPHA SERVICES HOLD (CR)	0	0	0
NATIONAL BANK (CR)	0	0	0
OPAP (CR)	0	0	11
OTE (CR)	0	0	13
PIRAEUS FINANCIAL HOLD (CR)	1	20	200
PPC (CR)	1	5	111
<b>Total Derivatives Traded</b>	<b>1,382</b>	<b>17,866</b>	<b>454,041</b>





Number of Outstanding Securities	Nominal Value	Dividends [1]			Date of Last Coupon		Note	Shares	Closing price	% change	Previous closing price/date	Open price	Price min	Price max	Last price	Avg price	Last Bid [7]	Last Ask [7]	P/E after tax	Year	Volume	Trades	Transactions Value[8]	Company Mkt Value (thou. €)	Year low	Year high	Sector[4]	
2021	2022	2023	Dividend [2]	Right																								
118,105,090	0.300	0.3411	0.3798	---	26/06/2023	05/03/2020	---	TERNA ENERGY (CR)	19.37	0.10 P	19.35	21/06/2024	19.33	19.32	19.38	19.37	19.355	18@19.36	1727@19.38	---	---	377,336	877	7,303,164.22	2,287,695.59	14.68	19.4	65101010
73,774,142	3.45	---	---	0.44	25/06/2024	04/10/2023	---	OPTIMA BANK (CR)	13	3.18 P	12.6	21/06/2024	12.58	12.58	13.2	13	12,978	55@12.96	132@13.02	---	---	278,626	1,239	3,616,026.62	959,063.85	7.24	13.2	30101010
Main Market - Medium Liquidity Class																												
13,126,020	0.660	0.1163	0.1158	---	26/07/2023	04/09/2020	---	AS COMPANY SA (CR)	3	3.09 P	2.91	21/06/2024	2.95	2.94	3.09	3	3.019	1777@3.00	1690@3.09	---	---	54,378	160	164,159.63	39,378.06	2.32	3.09	40401030
14,000,000	1.95	3.42	0.26	---	19/07/2023	26/03/2024	---	ALPHA REAL ESTATE (CR)	6.5	0.62 P	6.46	21/06/2024	6.58	6.46	6.58	6.5	6.499	50@6.46	3@6.50	---	---	149	6	968.42	91,000.00	6.32	11.75	35101015
3,114,144	0.360	0.3427	0.2304	0.563	20/05/2024	02/06/2020	---	ALPHA TRUST HOLDINGS (CR)	8.5	0.24 P	8.48	21/06/2024	8.5	8.46	8.5	8.46	8.496	100@8.32	200@8.48	---	---	900	10	7,646.00	26,470.22	5.9	8.6	30202010
243,164,193	0.300	---	---	---	30/12/2021	05/12/2023	---	ATTICA HOLDINGS (CR)	2.34	1.74 P	2.3	21/06/2024	2.28	2.28	2.38	2.34	2.345	1000@2.33	500@2.35	---	---	36,779	53	86,248.85	569,004.21	1.86	2.58	40501015
35,764,593	2.10	0.075	0.1046	0.1045	12/06/2024	25/11/2019	---	BRIQ PROPERTIES (CR)	1.88	1.08 P	1.86	21/06/2024	1.84	1.84	1.89	1.88	1.877	2050@1.87	305@1.88	---	---	19,493	36	36,595.30	67,237.43	1.835	2.01	35102030
101,123,806	0.360	---	---	---	22/07/2010	28/06/2011	---	CENTRIC HOLDINGS (CR)	0.34	3.34 P	0.329	21/06/2024	0.331	0.323	0.342	0.34	0.335	3@0.336	1196@0.338	---	---	105,294	60	35,257.44	34,382.09	0.311	0.467	40203040
784,500	10.00	0.3	---	0.5008	28/05/2024	31/07/2018	---	CNL CAPITAL (CR)	7.45	0.68 P	7.4	21/06/2024	7.45	7.45	7.55	7.45	7.484	100@7.40	100@7.55	---	2022	1,600	14	11,975.00	5,844.53	6.65	9	30202010
10,567,700	0.300	---	---	---	06/10/2005	13/02/2002	---	CPI SA (CR)	0.636	3.25 P	0.616	21/06/2024	0.63	0.612	0.638	0.636	0.626	300@0.610	480@0.638	---	---	13,884	56	8,688.26	6,721.06	0.606	0.99	10102030
18,680,300	0.050	---	---	---	06/07/2022	---	---	DIMAND (CR)	8.48	-1.39 E	8.6	21/06/2024	8.63	8.44	8.63	8.48	8.546	55@8.44	498@8.48	---	---	13,675	75	116,870.98	158,408.94	8	10.95	35101010
54,200,000	0.075	0.035	0.074	---	18/07/2023	23/11/2021	---	EPSILON NET (CR)	12	-2.44 E	12.3	21/06/2024	12.04	12	12.06	12	12.02	11016991@12.00	300@12.04	---	---	41,756	31	501,933.58	650,400.00	8.8	12.3	10101015
10,500,000	2.40	0.29	0.3	2.21	25/06/2024	02/04/2024	---	INTERCONTINENTAL (CR)	3.38	-29.88 E	4.82	21/06/2024	3.38	3.38	3.38	3.38	3.38	---	29366@3.38	5.81	2023	2,430	14	8,213.40	35,490.00	3.38	6.9	35102000
167,868,482	0.300	---	---	---	20/08/2007	28/11/2022	---	LAVIPHARM SA (CR)	0.855	-0.47 E	0.859	21/06/2024	0.85	0.848	0.87	0.855	0.852	315@0.850	1718@0.855	---	---	200,691	62	170,912.82	143,527.55	0.76	1.01	20103015
4,740,000	0.860	---	---	---	14/03/2003	---	---	LOGISMOS S.A. (CR)	1.38	0.73 P	1.37	21/06/2024	1.32	1.32	1.38	1.38	1.371	150@1.36	16@1.38	-(6)-	2023	823	18	1,128.25	6,541.20	1.13	1.48	10101015
17,120,280	0.940	0.06	---	---	27/06/2022	26/06/2023	---	LOULIS FOOD (CR)	2.72	-0.37 E	2.73	21/06/2024	2.7	2.65	2.72	2.72	2.679	10@2.68	160@2.72	---	---	2,570	24	6,886.07	46,567.16	2.58	3.09	45102020
4,419,616	1.58	---	0.1531	---	10/07/2023	04/03/2015	---	MEDICON S.A (CR)	2.84	---	2.84	21/06/2024	---	---	---	---	---	55@2.71	884@2.80	---	---	---	---	---	12,551.71	2.67	3.49	20102010
10,500,000	0.950	---	---	---	24/06/2008	21/07/2023	---	MEVACO SA (CR)	3.88	0.78 P	3.85	21/06/2024	3.78	3.78	3.88	3.88	3.826	37@3.79	8@3.88	---	2022	27	9	103.31	40,740.00	3.62	4.32	55102015
31,317,025	0.400	---	---	---	26/04/2007	10/05/2023	---	MIG (CR)	3.705	-0.40 E	3.72	21/06/2024	3.6	3.6	3.71	3.705	3.641	100@3.64	485@3.71	---	---	835	11	3,040.62	116,029.58	3.6	4.9	30202000
138,218,440	0.870	---	---	---	11/12/2023	---	---	ORILINA PROPERTIES REIC (CR)	0.921	-0.33 E	0.924	21/06/2024	0.924	0.91	0.924	0.924	0.918	2500@0.910	2941@0.924	---	---	22,915	55	21,032.43	127,299.18	0.845	0.9628	35102000
87,127,162	0.500	---	---	0.0304	06/06/2024	28/07/2021	---	PREMIA (CR)	1.128	-1.57 E	1.146	21/06/2024	1.146	1.11	1.148	1.128	1.119	856@1.11	1647@1.13	---	---	76,122	142	85,182.57	98,279.44	1.11	1.256	35102000
24,586,446	0.230	---	0.04	0.049	04/06/2024	08/06/2022	---	PROFILE SA (CR)	4.55	-1.09 E	4.6	21/06/2024	4.6	4.495	4.6	4.55	4.546	611@4.50	9696@4.55	---	---	25,868	99	117,591.49	111,868.33	3.925	5.43	10101010
6,456,530	1.08	0.12	0.1314	---	17/07/2023	02/08/2010	---	SPACE HELLAS SA (CR)	6.64	-0.60 E	6.68	21/06/2024	6.62	6.62	6.68	6.64	6.642	256@6.62	468@6.64	---	---	315	8	2,092.30	42,871.36	6.38	8.48	15101010
120,528,771	1.60	---	---	0.08	19/06/2024	10/11/2023	---	TRADE ESTATES REIC (CR)	1.66	-0.12 E	1.662	21/06/2024	1.664	1.646	1.664	1.66	1.658	156@1.65	985@1.66	---	---	17,633	45	29,243.98	200,077.76	1.626	1.798	35102045
17,190,046	0.300	---	---	---	16/11/1992	04/12/2023	---	UNIBIOS (CR)	1.3	2.36 P	1.27	21/06/2024	1.24	1.24	1.325	1.3	1.302	900@1.27	1571@1.30	---	---	14,739	30	19,190.39	22,347.06	1.08	1.475	50204000
13,000,000	0.650	---	---	---	01/08/2007	07/04/2000	5093	AKRITAS SA (CR)	0.78	-2.50 E	0.8	21/06/2024	0.775	0.765	0.795	0.795	0.781	33@0.745	13@0.815	---	---	110	9	85.93	10,140.00	0.57	1.33	50101035
32,413,681	0.370	---	---	---	15/07/2009	11/05/2000	---	ALUMIL (CR)	2.705	1.69 P	2.66	21/06/2024	2.65	2.63	2.705	2.705	2.688	136@2.68	90@2.72	---	---	7,075	57	19,014.10	87,679.01	2.48	3.18	55102035
3,628,761	3.44	0.5109	---	0.316	13/05/2024	19/07/2022	---	ANDROMEDA SA (CR)	6.46	---	6.46	21/06/2024	6.46	6.46	6.58	6.46	6.464	150@6.40	293@6.52	3.57	2023	2,218	22	14,337.98	23,441.80	6.34	7.1806	30204000
18,810,000	0.400	---	---	---	08/07/2010	14/11/2007	---	VARVERIS - MODA BAGNO SA (CR)	3.39	1.80 P	3.33	21/06/2024	3.38	3.38	3.4	3.4	3.39	60@3.20	150@3.27	---	---	300	3	1,016.86	63,765.90	1.9	3.89	40401025
23,986,500	1.04	---	---	---	26/06/2009	28/08/2023	---	BIOKARPET S.A.(CR)	2.45	2.08 P	2.4	21/06/2024	2.46	2.35	2.46	2.45	2.403	2@2.38	390@2.44	---	---	210	4	504.60	58,766.93	2.19	3.13	50101035
6,325,000	0.600	0.19	0.153	---	03/07/2023	17/02/2014	---	VOYATZOGLOU (CR)	2.42	-0.82 E	2.44	21/06/2024	2.42	2.42	2.42	2.42	2.42	50@2.30	400@2.42	---	---	100	1	242.00	15,306.50	2.16	2.7	50205010
24,060,000	0.300	0.055	0.075	0.075	14/05/2024	01/07/2019	---	GEN. COMMERCIAL & IND.SA (CR)	1.375	-1.08 E	1.39	21/06/2024	1.37	1.36	1.38	1.38	1.366	3000@1.36	6060@1.38	9.30	2023	14,695	34	20,073.17	33,082.50	1.36	1.95	50205010
15,878,748	0.480	---	---	---	10/07/2006	22/03/2004	---	DOMIKI KRITIS SA (CR)	3.83	-3.53 E	3.97	21/06/2024	3.97	3.675	3.97	3.83	3.827	55@3.72	82@3.86	---	---	7,733	53	29,594.49	60,815.60	3.07	4.88	50101010
34,720,000	0.310	---	---	---	16/06/2010	01/08/2007	---	DROMEAS SA (CR)	0.326	-0.91 E	0.329	21/06/2024	0.319	0.313	0.326	0.326	0.317	2100@0.313	350@0.326	---	---	1,050	4	332.50	11,318.72	0.31	0.398	40202015
13,673,200	0.420	---	---	---	18/07/2008	26/07/2001	---	EVROFARMA SA (CR)	1.475	2.43 P	1.44	21/06/2024	1.45	1.45	1.475	1.475	1.462	200@1.42	60@1.50	---	---	1,025	8	1,499.00	20,167.97	1.2	1.94	45102020
18,410,839	1.00	0.262	0.202	---	23/08/2023	10/09/2010	---	ELASTRON (CR)	2.04	-3.32 E	2.11	21/06/2024	2.1	2.04	2.13	2.04	2.083	1032@2.03	1032@2.09	---	---	25,296	107	52,681.43	37,558.11	2.04	2.84	55102010

## Daily Official List

Year: 145 Trading Day No: 117

## Section 2: Analytic Figures of Shares Transactions

Tuesday, 25 June, 2024

Number of Outstanding Securities	Nominal Value	Dividends [1]			Date of Last Coupon		Note	Shares	Closing price	% change	Previous closing price/date	Open price	Price min	Price max	Last price	Avg price	Last Bid [7]	Last Ask [7]	P/E after tax	Year	Volume	Trades	Transactions Value[8]	Company Mkt Value (thou. €)	Year low	Year high	Sector[4]		
2021	2022	2023	Dividend [2]	Right																									
19,864,886	5.60	0.672	0.672	0.672	18/04/2024	02/07/2008	---	BANK OF GREECE (CR)	13.45	-0.37	€ 13.5	21/06/2024	13.55	13.3	13.75	13.6	13.502	42@13.35	180@13.60	---	---	13,439	115	181,455.20	267,182.72	13.3	15.85	30101010	
26,730,187	0.520	0.1	0.12	---	29/06/2023	01/08/2017	---	ELTON SA (CR)	1.678	0.12	€ 1.676	21/06/2024	1.7	1.67	1.7	1.69	1.677	70@1.67	100@1.68	---	---	1,655	12	2,775.41	44,853.25	1.63	2.36	50205010	
30,000,000	0.050	0.09	0.1	---	09/06/2023	11/06/2020	---	ENTERSOFT (CR)	7.9	---	€ 7.9	21/06/2024	7.9	7.9	7.92	7.9	7.906	9884@7.90	2793@7.94	---	---	1,957	10	15,471.91	237,000.00	5.68	8.1	10101015	
36,300,000	1.12	0.2186	---	---	14/09/2022	12/12/2007	---	THESSALONIKA WATER & SEWERAGE	3.07	---	€ 3.07	21/06/2024	---	---	---	---	---	263@3.03	210@3.07	---	---	---	---	---	111,441.00	3.04	3.58	65102030	
15,083,480	0.150	---	---	---	02/06/2010	29/01/2024	---	EUROCONSULTANTS S.A. (CR)	1.255	-2.34	€ 1.285	21/06/2024	1.3	1.255	1.305	1.255	1.275	15817@1.25	901@1.29	---	---	40,080	79	51,082.24	18,929.77	1.1	1.42	50205020	
114,320,400	0.100	0.01	---	---	26/11/2021	05/08/2019	---	IKTINOS HELLAS SA (CR)	0.362	0.69	€ 0.3595	21/06/2024	0.359	0.3515	0.3625	0.362	0.358	800@0.356	111@0.362	---	---	88,955	110	31,859.07	41,383.98	0.339	0.599	50101035	
8,636,132	0.450	---	0.02	---	17/07/2023	13/10/2014	---	ILYDA S.A. (CR)	1.645	0.30	€ 1.64	21/06/2024	1.64	1.6	1.655	1.645	1.62	100@1.60	68@1.65	11.80	2023	3,074	21	4,979.74	14,206.44	1.29	2.02	10101015	
3,417,600	0.100	0.016	0.016	---	03/07/2023	02/04/2024	---	INTERWOOD-XYLEMPORIA (PR)	0.462	---	€ 0.462	21/06/2024	---	---	---	---	---	100@0.420	236@0.440	---	---	---	---	---	13,387.45	0.252	0.595	50101020	
45,417,399	0.100	---	---	---	25/07/2008	02/04/2024	---	INTERWOOD-XYLEMPORIA (CR)	0.26	-1.52	€ 0.264	21/06/2024	0.264	0.26	0.264	0.26	0.262	90@0.259	3000@0.260	---	---	20,554	19	5,385.71	13,387.45	0.25	0.3917	50101020	
18,567,912	0.590	0.24	---	---	05/07/2023	26/01/2021	---	INTERLIFE G.C.I.(CR)	4.79	1.48	€ 4.72	21/06/2024	4.78	4.76	4.8	4.79	4.768	150@4.76	198@4.79	6.49	2023	2,636	10	12,569.39	88,940.30	4.6	5.3	30302025	
8,424,900	0.500	---	---	---	12/07/2010	04/07/2019	---	INTERTECH SA (CR)	1.17	-0.43	€ 1.175	21/06/2024	1.185	1.1	1.185	1.17	1.166	120@1.13	180@1.17	20.28	2023	1,535	22	1,789.46	9,857.13	1.085	1.485	50205010	
19,804,134	0.150	---	---	---	01/07/2004	06/11/2017	---	KEKROPS SA (CR)	1.4	8.95	€ 1.285	21/06/2024	1.315	1.315	1.46	1.4	1.395	58@1.39	900@1.42	-(6)-	2023	17,345	90	24,197.02	27,725.79	1.215	1.965	35101010	
40,219,218	0.260	---	---	---	29/08/2022	10/06/2019	---	KLOUKINAS - LAPPAS SA (CR)	1.525	-1.61	€ 1.55	21/06/2024	1.58	1.52	1.58	1.525	1.539	10@1.52	138@1.53	---	---	6,016	22	9,258.11	61,334.31	1.425	1.825	50101010	
11,510,102	0.890	---	---	---	24/06/2005	06/10/1999	---	NAFPAKTOS TEXTILE (CR)	0.942	-0.21	€ 0.944	21/06/2024	0.942	0.942	0.944	0.944	0.943	400@0.914	990@0.940	---	---	360	4	339.44	10,842.52	0.68	1.34	55101020	
21,224,340	0.420	0.02	---	---	06/09/2022	25/04/2006	---	KORDELLOS BROS SA (CR)	0.486	1.25	€ 0.48	21/06/2024	0.486	0.486	0.486	0.486	0.487	100@0.472	220@0.486	---	2023	6	2	2.92	10,315.03	0.453	0.684	55102010	
33,065,136	0.380	0.2001	0.2004	---	24/08/2023	16/09/2013	---	KRI-KRI S.A. (CR)	10.95	2.82	€ 10.65	21/06/2024	10.65	10.6	10.95	10.95	10.798	500@10.80	2@10.95	11.22	2023	10,707	56	115,619.10	362,063.24	9.58	12.3	45102020	
7,595,160	0.600	---	---	---	10/09/2019	18/08/2010	---	KIRIAKOULIS SHIPPING SA (CR)	1.075	-3.15	€ 1.11	21/06/2024	1.11	1.045	1.12	1.075	1.063	620@1.08	5648@1.12	---	---	1,950	21	2,071.95	8,164.80	0.95	1.65	40501015	
6,200,000	0.500	---	---	---	22/06/2010	01/11/1995	---	MINERVA KNITWEAR (CR)	0.515	1.98	€ 0.505	21/06/2024	0.466	0.466	0.515	0.515	0.502	750@0.505	1000@0.520	---	---	13,710	27	6,878.88	3,193.00	0.456	0.98	40204020	
5,939,268	0.620	---	---	---	10/07/2003	03/01/2002	---	LANAKAM SA (CR)	0.91	---	€ 0.91	21/06/2024	---	---	---	---	---	1145@0.820	78@0.910	---	---	---	---	---	---	5,404.73	0.895	1.18	40401020
9,819,370	0.500	---	---	---	14/08/2007	09/01/2004	---	MATHIOS REFRACTORY SA (CR)	0.866	-0.23	€ 0.868	21/06/2024	0.808	0.808	0.866	0.866	0.831	500@0.810	79@0.866	---	---	41	6	34.07	8,503.57	0.714	1.3	55101000	
30,150,000	0.360	0.0401	0.0908	0.122	28/05/2024	25/04/2019	---	MOTODYNAMICS S.A. (CR)	2.8	-2.78	€ 2.88	21/06/2024	2.89	2.765	2.91	2.8	2.822	370@2.73	230@2.81	---	---	5,010	49	14,135.96	84,420.00	2.705	3.34	40401030	
43,200,000	1.00	0.0824	---	---	07/09/2022	13/09/2023	---	MPL KEDROS (CR)	3.41	-0.29	€ 3.42	21/06/2024	3.38	3.38	3.41	3.41	3.396	100@3.40	300@3.41	---	---	4,710	29	15,994.00	147,312.00	3.2	3.42	35102000	
8,321,682	0.670	---	---	---	17/08/2007	23/11/1999	---	N. LEVENTERIS (CR)	0.3	---	€ 0.3	21/06/2024	0.288	0.28	0.3	0.3	0.283	55@0.280	960@0.300	---	2023	6,966	14	1,972.18	3,079.85	0.2	0.4	55102010	
2,160,524	0.670	---	---	---	03/12/2018	23/11/1999	---	N. LEVENTERIS (PR)	0.27	-2.17	€ 0.276	21/06/2024	0.27	0.27	0.27	0.27	0.27	16@0.262	500@0.278	---	2023	20	2	5.40	3,079.85	0.26	0.41	55102010	
10,080,000	3.00	1.5	1.45	1.3	14/05/2024	27/08/2001	---	TPA SA (CR)	20.6	---	€ 20.6	21/06/2024	20.7	20.5	20.8	20.6	20.591	60@20.50	250@20.70	---	---	1,368	28	28,168.00	207,648.00	20.5	23.5	50206060	
25,000,000	2.00	0.628	1.04	---	07/08/2023	08/08/2003	---	P.P.A. S.A. (CR)	25.45	-2.12	€ 26	21/06/2024	26	25.45	26	25.45	25.638	57@25.45	50@25.95	9.52	2023	8,990	164	230,490.05	636,250.00	23	28.8	50206060	
4,971,466	1.46	---	---	---	04/07/2007	08/10/2003	---	PAIRIS SA (CR)	1.06	-0.93	€ 1.07	21/06/2024	1	1	1.06	1.06	1.006	200@1.00	1959@1.06	---	---	1,111	6	1,117.66	5,269.75	1	1.71	50203030	
27,098,594	0.540	0.05	0.0401	0.0702	19/04/2024	14/01/2021	---	PAPOUTSANIS (CR)	2.35	-3.69	€ 2.44	21/06/2024	2.45	2.25	2.46	2.35	2.312	340@2.26	4182@2.35	15.60	2023	14,367	66	33,211.94	63,681.70	2.2	2.73	45201020	
7,070,400	0.930	0.3242	0.2593	0.8645	15/04/2024	06/05/2016	---	PETROPOULOS PETROS (CR)	7.98	-0.99	€ 8.06	21/06/2024	8.06	7.96	8.1	8.02	8.021	24@7.96	223@8.02	---	---	2,850	51	22,860.52	56,421.79	7.94	10.65	50206015	
43,741,452	0.660	0.2723	0.2629	0.2388	03/06/2024	01/11/1999	---	THRACE PLASTICS SA (CR)	3.9	0.39	€ 3.885	21/06/2024	3.85	3.83	3.9	3.9	3.852	49@3.84	339@3.90	---	---	16,411	217	63,212.43	170,591.66	3.8	4.595	50203015	
21,912,599	0.300	---	0.048	0.0485	20/05/2024	23/02/2007	---	REVOIL (CR)	1.59	-0.31	€ 1.595	21/06/2024	1.595	1.57	1.64	1.59	1.599	1@1.59	389@1.60	---	---	10,451	53	16,707.43	34,841.03	1.49	1.94	60101020	
13,582,223	1.35	---	---	---	24/06/2008	02/02/2016	---	SIDMA STEEL (CR)	1.635	-0.91	€ 1.65	21/06/2024	1.63	1.63	1.65	1.65	1.635	100@1.60	100@1.64	---	---	200	3	327.00	22,206.93	1.56	2.4	55102010	
40,693,350	5.00	---	---	---	03/07/2006	26/05/2015	---	TECHNICAL OLYMPIC SA (CR)	2.48	0.81	€ 2.46	21/06/2024	2.47	2.46	2.51	2.48	2.487	100@2.46	100@2.49	---	---	2,392	31	5,948.69	100,919.51	2.38	3.05	40202010	
3,048,000	0.300	---	---	---	06/07/2007	01/06/2021	---	TZIRAKIAN PROFIL (CR)	1.375	---	€ 1.375	21/06/2024	---	---	---	---	---	450@1.34	1022@1.40	---	2023	---	---	---	4,191.00	1.345	1.925	55102010	
8,340,750	1.16	---	---	---	25/06/2009	17/09/2018	---	HAIDEMENOS SA (CR)	0.625	---	€ 0.625	21/06/2024	0.625	0.625	0.625	0.625	0.625	90@0.625	300@0.675	---	2023	11	1	6.88	5,212.97	0.555	0.92	50205030	

## Main Market - Low Liquidity Class

50,014,177	0.050	---	---	---	04/06/2008	27/03/2023	---	ATTICA BANK S.A. (CR)	10.9	-0.46	€ 10.95	21/06/2024	11	10.9	11	11	10.925	1@10.90	724@11.00	---	---	191	6</
------------	-------	-----	-----	-----	------------	------------	-----	-----------------------	------	-------	---------	------------	----	------	----	----	--------	---------	-----------	-----	-----	-----	-----

## Daily Official List

Year: 145 Trading Day No: 117

## Section 2: Analytic Figures of Shares Transactions

Tuesday, 25 June, 2024

Number of Outstanding Securities	Nominal Value	Dividends [1]			Date of Last Coupon		Note	Shares	Closing price	% change	Previous closing price/date	Open price	Price min	Price max	Last price	Avg price	Last Bid [7]	Last Ask [7]	P/E after tax	Year	Volume	Trades	Transactions Value[8]	Company Mkt Value (thou. €)	Year low	Year high	Sector[4]	
2021	2022	2023	Dividend [2]	Right																								
11,869,224	0.540	0.136	0.15	---	03/07/2023	30/08/2019	---	FLEXOPACK SA (CR)	8	0.63 P	7.95	21/06/2024	8	8	8	8	8	68@7.85	3230@8.00	---	---	2,170	3	17,360.00	94,953.79	7.55	8.65	50203030
468,700		3.42	4.06	2.8	13/06/2024	21/05/2004	---	MERMEREN KOMB. A.D. PR. (GDR)	44.4	6.22 P	41.8	21/06/2024	44.4	43	44.4	43	44.333	1@43.00	2@43.80	1.52	2023	21	2	931.00	20,810.28	41.2	50	55102000
244,669,638	0.500	0.02	0.03	---	23/06/2023	28/12/2023	---	TRASTOR REAL EST. INV. CO.(CR)	1.14	---	1.14	21/06/2024	---	---	---	---	625@1.13	2826@1.25	---	---	---	---	---	---	278,923.39	1.1	1.42	35102000
15,300,000	0.300	---	---	---	30/07/2009	13/12/1999	---	ATTICA PUBLICATIONS SA (CR)	0.418	---	0.418	21/06/2024	---	---	---	---	---	---	1039@0.398	---	---	---	---	---	6,395.40	0.292	0.452	40301030
15,000,000	0.300	---	---	---	06/07/2007	18/07/2000	---	DAIOS PLASTICS SA (CR)	3.32	---	3.32	21/06/2024	3.2	3.2	3.2	3.2	3.2	110@3.08	110@3.18	---	---	2	2	6.40	49,800.00	3.1	4.18	50203015
3,307,500	0.210	---	0.4	---	13/10/2023	30/11/2022	---	ELVE SA (CR)	5.2	---	5.2	21/06/2024	4.88	4.88	5.1	5.1	4.966	33@4.92	6@5.25	9.71	2023	100	6	496.61	17,199.00	4.7	5.45	40204020
86,735,980	0.310	---	---	---	06/07/2009	07/09/2023	---	ATHENS MEDICAL CENTER SA (CR)	1.485	-2.62 E	1.525	21/06/2024	1.525	1.47	1.54	1.485	1.484	500@1.47	500@1.54	---	---	2,065	23	3,064.85	128,802.93	1.45	2.03	20101025
2,760,000	11.83	11	11.8	12.4	03/06/2024	16/07/1990	---	KARELIA (CR)	334	0.60 P	332	21/06/2024	334	334	334	334	334	211@334.00	52@340.00	---	---	35	3	11,690.00	921,840.00	324	350	45103010
6,700,000	0.800	0.047	0.047	---	23/08/2023	29/05/2014	---	MILLS KEPENOS (CR)	2	---	2	21/06/2024	---	---	---	---	---	---	84@2.06	21.47	2023	---	---	---	13,400.00	1.73	2.26	45102020
18,017,472	0.360	---	---	---	09/09/2022	28/08/2017	---	KTIMA KOSTAS LAZARIDIS SA (CR)	1.79	---	1.79	21/06/2024	---	---	---	---	---	45@1.74	126@1.79	---	---	---	---	---	32,251.27	1.64	1.9	45101015
21,364,000	1.12	---	0.4	---	21/08/2023	08/03/2023	---	LAMPASA HOTEL SA (CR)	36.6	---	36.6	21/06/2024	36.6	36.2	36.6	36.2	36.597	50@36.00	50@37.00	---	---	634	4	23,202.40	781,922.40	28.4	39.8	40501025
32,188,050	1.04	---	---	---	21/07/2008	20/01/2000	---	MOUZAKIS (CR)	0.69	---	0.69	21/06/2024	0.68	0.68	0.68	0.68	0.68	490@0.680	100@0.725	---	---	300	3	204.00	22,209.75	0.67	0.92	55101020
6,340,000	0.600	0.17	0.1	0.2	11/12/2023	11/01/2024	---	NAKAS MUSIC	2.64	---	2.64	21/06/2024	---	---	---	---	---	24@2.64	13@2.86	---	---	---	---	---	16,737.60	2.54	3.16	40401030
27,379,200	0.980	---	0.45	---	01/08/2023	29/08/2022	---	CRETE PLASTICS SA (CR)	15.3	---	15.3	21/06/2024	---	---	---	---	---	200@14.70	189@15.20	---	---	---	---	---	418,901.76	14.4	16.4	50203015
255,494,534	2.71	0.279	0.255	0.247	14/06/2024	30/09/2021	---	PRODEA (CR)	7.6	---	7.6	21/06/2024	---	---	---	---	---	200@7.10	200@7.60	---	---	---	---	---	1,941,758.46	7	8	35102000
4,181,450	0.500	---	---	---	21/08/2000	05/03/2002	---	FLOUR MILLS SARANTOPOULOS SA	1.07	---	1.07	21/06/2024	---	---	---	---	---	---	599@1.17	---	---	---	---	---	4,474.15	0.965	1.17	45102020

## Exchange Traded Funds (ETFs)

934,675	---	---	---	---	15/06/2016	---	ALPHA ETF FTSE Athex Large Cap	35.05	-0.48 E	35.22	21/06/2024	35.2	35	35.28	35.05	35.199	50@33.70	5@35.50	---	---	38,244	34	1,346,149.57	---	31.58	38	12003
---------	-----	-----	-----	-----	------------	-----	--------------------------------	-------	---------	-------	------------	------	----	-------	-------	--------	----------	---------	-----	-----	--------	----	--------------	-----	-------	----	-------

## Surveillance

89,078,604	0.040	---	---	---	07/07/2010	16/01/2024	5160	FRIGOGLASS SA (CR)	0.238	-0.83 E	0.24	21/06/2024	0.24	0.236	0.24	0.236	0.239	2500@0.224	4083@0.234	---	2023	6,600	12	1,574.32	21,200.71	0.208	0.44	50204000	
65,326,268	0.530	---	---	---	04/07/2007	19/07/2006	4750	SATO SA (CR)	0.034	---	0.034	21/06/2024	0.031	0.031	0.031	0.031	0.031	---	41260@0.031	---	---	8,508	4	263.75	2,221.09	0.027	0.067	40202015	
13,191,620	0.620	---	---	---	04/08/2010	09/09/2002	5232	YALCO - CONSTANTINOU (CR)	0.162	---	0.162	21/06/2024	---	---	---	---	---	---	500@0.150	---	---	---	---	---	---	2,137.04	0.146	0.208	40202020
17,579,754	4.16	---	---	---	18/08/2006	02/08/2010	---	BIOTER SA (CR)	0.232	---	0.232	21/06/2024	0.226	0.226	0.226	0.226	0.226	300@0.214	4000@0.226	---	---	1,000	1	226.00	4,078.50	0.2	0.436	50101010	
54,654,600	0.050	---	---	---	01/07/1998	30/12/2022	5275	VIS SA (CR)	0.142	---	0.142	21/06/2024	---	---	---	---	---	500@0.142	---	---	2023	---	---	---	---	7,760.95	0.142	0.288	50203030
51,754,364	0.300	---	---	---	23/12/2003	24/01/2007	5197	SELECTED TEXT. IND. ASSOC (CR)	0.126	---	0.126	21/06/2024	---	---	---	---	---	2100@0.117	300@0.120	---	---	---	---	---	---	6,521.05	0.108	0.164	55101020
15,842,391	1.51	---	---	---	15/07/2009	12/05/2000	5141	BITROS HOLDING SA (CR)	0.58	---	0.58	21/06/2024	---	---	---	---	---	---	1500@0.575	---	---	---	---	---	---	9,188.59	0.41	0.755	55102010
24,319,250	0.300	---	---	---	09/07/2002	04/07/2007	5165	PROODEFTIKH SA (CR)	0.25	-9.42 E	0.276	21/06/2024	0.25	0.25	0.25	0.25	0.25	---	7500@0.268	---	---	813,499	165	203,374.75	6,079.81	0.228	0.4	50101010	
28,438,268	0.070	---	---	---	21/08/2006	24/11/1999	5253	SPIROY AGRICULTURE SA (CR)	0.155	---	0.155	21/06/2024	---	---	---	---	---	---	3050@0.170	---	---	---	---	---	---	4,407.93	0.14	0.252	45102010
1,011,000	1.00	---	---	---	01/07/2004	11/12/2012	5193	TRIA ALFA SA (CR)	6.45	9.32 P	5.9	21/06/2024	6.45	6.45	6.45	6.45	6.45	71@5.45	1150@6.45	---	2023	250	3	1,612.50	6,520.95	5.35	8.95	55101020	

## Suspension Status

12,417,000	0.310	---	---	---	27/08/2019	28/08/2017	5233	MLS MULTIMEDIA SA (CR)	0.57	---	0.57	12/05/2020	---	---	---	---	---	---	---	---	---	---	---	---	---	7,077.69	0.57	0.57	10101015
6,330,002	0.300	---	---	---	25/06/2002	15/03/2019	5278	VARVARESSOS (CR)	0.24	---	0.24	02/05/2023	---	---	---	---	---	---	---	---	---	---	---	---	---	1,519.20	0.24	0.24	55101020
3,961,300	1.28	---	---	---	29/06/2004	03/08/2000	5248	DUROS SA (CR)	0.25	---	0.25	24/04/2023	---	---	---	---	---	---	---	---	---	---	---	---	---	990.33	0.25	0.25	40204020
7,125,216	0.650	---	---	---	01/07/2005	14/12/1999	4955	KRE.KA SA (CR)	0.28	---	0.28	06/04/2023	---	---	---	---	---	---	---	---	---	---	---	---	---	1,995.06	0.28	0.28	45102010
7,734,375	1.00	---	---	---	09/07/2007	07/01/2011	5277	LIVANIS SA (CR)	0.125	---	0.125	28/04/2023	---	---	---	---	---	---	---	---	---	---	---	---	---	966.80	0.125	0.125	40301030
10,203,575	0.730	---	---	---	16/07/2007	18/10/1999	---	FIERATEX SA (CR)	0.359	---	0.359	30/04/2024	---	---	---	---	---	---	---	---	---	---	---	---	---	3,663.08	0.335	0.538	55101020

## Shares' Notes

Code	Note text
( )	- Adjusted dividends.
*	- Last adjusted closing price.
[1]	- Net dividends.
[2]	- The "Date of Last Coupon" for New listings refers to the date company's stocks started to trade in Athex
[3]	- The Company Market Value is referred to the number of outstanding shares
[4]	- Sectors codification can be found in Appendix A
[5]	- The Market Value refers to the total number of shares listed (including their several classes) in the exchange by the company.
[6]	- P/E greater than 100
[7]	- Last view of the Order Book before the end of the trading session
[8]	- All Blocks Methods' Transactions Value are included.
4750	- Transfer to the Under Surveillance Category from 8/4/2011.
4955	- Transfer to the Surveillance Category as from 5/4/2013.
5093	- Transfer to the Surveillance Category as of 8/4/2015.
5141	- Transfer to the Surveillance Category as of 10/05/2017.
5160	- Transfer to the Surveillance Category as of 15/04/2016.
5165	- Transfer to the Surveillance Category as of 15/02/2018.
5193	- Transfer to the Surveillance Category as of 25/10/2018.
5197	- Transfer to the Surveillance Category as of 07/11/2018.
5232	- Transfer to the Under Surveillance Category from 08/04/2011.
5233	- Suspension of trading as of 13/05/2020.
5248	- Transfer to the Surveillance Category as of 06/09/20116.
5253	- Transfer to the Surveillance Category as of 14/5/2021.
5275	- Transfer to the Surveillance Category as of 09/07/2020.
5277	- Suspension of trading as of 02/05/2023.
5278	- Suspension of trading as of 03/05/2023.

Securities Blocks Details

Securities	Block Volume	Price	Block Trade Value	Time of approval	Note
GR. SARANTIS S.A. (CR)	20,000	11.00	220,000.00	10:45:49	20
GR. SARANTIS S.A. (CR)	40,000	11.00	440,000.00	10:48:44	20
MOTOR OIL (CR)	20,000	24.84	496,800.00	10:56:05	20
PIRAEUS FINANCIAL HOLD (CR)	100,000	3.43	343,200.00	11:51:41	20
METLEN ENERGY & METALS (CR)	9,581	36.62	350,856.22	12:06:47	20
INTRALOT (CR)	100,000	1.15	115,200.00	12:50:19	20
JUMBO SA (CR)	15,169	26.80	406,529.20	13:21:01	20
LAVIPHARM SA (CR)	144,000	0.852	122,688.00	13:33:05	20
NATIONAL BANK (CR)	85,644	8.00	685,152.00	13:34:10	20
TERNA ENERGY (CR)	25,000	19.35	483,750.00	13:46:10	20
NATIONAL BANK (CR)	126,852	7.97	1,011,517.85	13:49:19	20
MOTOR OIL (CR)	10,000	24.16	241,600.00	14:58:01	20
INTRALOT (CR)	500,000	1.15	577,000.00	15:08:48	20
EUROBANK HOLDINGS (CR)	500,000	2.16	1,079,500.00	15:18:55	20
INTRALOT (CR)	300,000	1.16	346,800.00	15:19:21	20
NATIONAL BANK (CR)	44,488	7.95	353,590.62	15:44:22	20
EUROBANK HOLDINGS (CR)	500,000	2.16	1,079,000.00	15:45:10	20
NATIONAL BANK (CR)	100,000	7.91	791,000.00	15:49:30	20
INTRALOT (CR)	100,000	1.16	116,400.00	16:28:05	20
PPC (CR)	50,000	11.18	559,000.00	16:41:32	20
NATIONAL BANK (CR)	50,000	7.85	392,300.00	16:44:27	20
TERNA ENERGY (CR)	25,000	19.35	483,750.00	16:45:49	20
INTRALOT (CR)	1,300,000	1.17	1,515,800.00	16:53:15	20
MOTOR OIL (CR)	15,000	25.04	375,600.00	16:55:51	20
ALPHA SERVICES HOLD (CR)	600,000	1.47	884,400.00	17:11:27	20
EUROBANK HOLDINGS (CR)	477,485	2.13	1,016,088.08	17:14:24	20

Blocks Notes

- 9 - Method 6-1 / Special Fees
- 10 - Method 6-1 / Special Fees, SDS
- 14 - Method 6-3 / Settlement, Incomplete Buy and Sell
- 18 - Method 6-2 / SPOT 1
- 19 - Method 6-2 / SPOT 2
- 20 - Method 6-1 and Method 6-1 Same Day Settlement
- 21 - Other Pre-agreed

**Shares Rights Details**

Occured date	Exercise from	Exercise until	Trading until	Rights	Price min	Price max	Closing price	Last Bid	Last Ask	Volume	Trades	Transactions Value
--------------	---------------	----------------	---------------	--------	-----------	-----------	---------------	----------	----------	--------	--------	--------------------

No Rights Transactions.

---

**Forced Sales Details**

---

Securities	Category of Security	Transactions Volume	Number of Trades	Transactions Value	Note
------------	----------------------	------------------------	---------------------	-----------------------	------

---

No Forced Transactions.

---

---

**Forced Sales Notes**

---

- 1 - Compulsory Public Forced Sales
- 2 - Forced Sales of Fixed Registered Shares
- 3 - Forced Sales of Remaining Fractional Shares



## Exchange Traded Funds (ETFs) Characteristics

	Transactions Date (T)	Creation / Redemption	Units (T-1)	New Units (T-1)	Redemption Units (T-1)	Units (T) [1]	Fund Assets [2]	Net Unit Price	Dividend per Unit	Dividend Date
ALPHA ETF FTSE Athex Large Cap	25/06/2024	5,000	934,675	---	---	934,675	32,711,510.00	34.9977	0.62	03/07/2023

## ETFs Notes

[1] - Units (T) = Units (T-1) + New Units (T-1) - Redemption Units (T-1)

[2] - The Creation / Redemption Units of T-1 are included.

## Non Convertible Corporate Bonds - Regulated Market

Num Listed Bonds	Nominal price	Issue price	Today's Rate	Exp. Date	Duration (years)	Note	Coupon		Trading Unit	Corporate Bonds	Accrued Int.	Yield.T.Mat	Price min	Price max	Closing price	Previous closing price/date	Volume	Transactions Value	Last order		ear min	Year max		
							Common	Preferred											Price	Buy / Sell			Date	
230,000	1,000.00	1,000.00	4.70	12/07/2029	7	---	4	---	1	LAMDA DEVELOPMENT S.A. (Non convertible)	21.8028	4.7010	97.7002	98.4000	98.1885	98.2430	21/06/2024	20,000	20,073.75	97.8500	B	25/06/2024	97.0000	101.2000
320,000	1,000.00	1,000.00	3.40	21/07/2027	7	---	8	---	1	LAMDA DEVELOPMENT S.A. (Non Convertible)	14.8278	4.5440	94.5000	95.2000	95.1999	94.2300	21/06/2024	22,000	21,256.20	94.2600	B	25/06/2024	92.0000	97.1500
200,000	1,000.00	1,000.00	2.10	27/10/2027	7	---	8	---	1	O.P.A.P. S.A. (Non Convertible)	3.4417	3.8570	93.6500	95.0000	93.8374	94.3000	21/06/2024	19,000	17,894.49	93.6500	B	25/06/2024	90.5800	95.0000
200,000	1,000.00	1,000.00	1.90	23/03/2028	7	---	7	---	1	MOTOR OIL CORINTH REFINERIES SA (Non Convertible)	4.9083	3.9790	92.2500	92.3500	92.3167	92.6670	21/06/2024	6,000	5,568.45	92.1500	B	25/06/2024	90.5000	92.8000
100,000	1,000.00	1,000.00	2.70	25/05/2026	5	---	7	---	1	COSTAMARE PARTICIPATIONS PLC (Non Convertible)	2.3250	4.8270	95.5000	95.5000	95.5000	96.3500	21/06/2024	4,000	3,829.30	95.5010	B	25/06/2024	94.2567	97.0000
300,000	1,000.00	1,000.00	2.30	20/07/2028	7	---	6	---	1	PRODEA REIC S.A.(Non Convertible)	10.0306	5.0930	89.2000	89.3500	89.2846	89.5670	21/06/2024	39,000	35,212.19	89.2000	B	25/06/2024	86.1234	92.3500
150,000	1,000.00	1,000.00	2.65	22/10/2026	5	---	6	---	1	CPLP SHIPPING HOLDINGS PLC (Non Convertible)	4.8583	5.0860	94.1000	94.1000	94.1000	94.2110	21/06/2024	2,000	1,891.72	94.2100	B	25/06/2024	93.0000	95.0000
250,000	1,000.00	1,000.00	2.45	16/11/2028	7	---	6	---	1	ELVALHALCOR S.A. (Non Convertible)	2.8583	4.6260	90.0801	91.9999	90.8500	91.0000	21/06/2024	79,000	71,942.22	90.6000	B	25/06/2024	88.4206	93.3241
120,000	1,000.00	1,000.00	2.65	06/12/2028	7	---	6	---	1	NOVAL PROPERTY REIC (Non Convertible)	1.5458	4.3390	92.5000	94.0000	92.5000	93.2500	21/06/2024	47,000	43,882.65	92.2000	B	25/06/2024	88.5000	94.2011
500,000	1,000.00	1,000.00	2.75	03/07/2027	7	---	8	---	1	GEK TERNA S.A. (Non Convertible)	13.4444	4.6570	93.0000	93.4998	93.4998	93.0020	21/06/2024	150,000	141,755.86	93.2000	B	25/06/2024	91.5500	94.0000
100,000	1,000.00	1,000.00	2.95	11/02/2027	5	---	5	---	1	SAFE BULKERS PARTICIPATIONS PLC (Non Convertible)	11.1444	5.5790	92.9300	93.0000	92.9720	93.0000	21/06/2024	5,000	4,704.32	92.7400	B	25/06/2024	92.6794	97.0000
175,000	1,000.00	1,000.00	3.40	26/07/2024	5	---	10	---	1	ATTICA HOLDINGS S.A. (Non Convertible)	14.4500	10.9250	99.2000	99.2000	99.2000	99.2000	20/06/2024	30,000	30,193.50	99.1600	B	25/06/2024	98.5000	99.8400
100,000	1,000.00	1,000.00	4.40	26/07/2029	7	---	4	---	1	CPLP SHIPPING HOLDINGS PLC (Non Convertible)	18.7000	5.0700	95.0100	96.4700	95.4859	96.1200	21/06/2024	45,000	43,973.74	95.5000	B	25/06/2024	95.0948	100.2438
199,375	1,000.00	1,000.00	3.60	12/03/2026	7	---	11	---	1	AEGEAN AIRLINES S.A. (Non Convertible)	10.7000	4.0240	98.0500	98.9200	98.0501	98.9200	21/06/2024	20,000	19,850.11	98.0500	B	25/06/2024	97.1458	99.3000
150,000	1,000.00	1,000.00	2.60	22/10/2026	7	---	10	---	1	TERNA ENERGY FINANCE S.A. (Non Convertible)	4.7667	4.3080	95.0000	95.5000	95.2050	95.2000	20/06/2024	21,000	20,093.15	95.1010	B	25/06/2024	92.8293	95.9000
100,000	1,000.00	1,000.00	2.80	25/01/2027	5	---	5	---	1	PREMIA S.A. (Non Convertible)	11.9778	5.2690	---	---	---	93.4800	20/06/2024	---	---	92.0200	B	25/06/2024	90.9974	97.8048
500,000	1,000.00	1,000.00	4.00	10/07/2030	7	---	2	---	1	METLEN ENERGY & METALS S.A. (Non Convertible)	18.7778	3.9000	99.5500	99.9000	99.7430	99.7290	21/06/2024	85,000	86,377.62	99.5600	B	25/06/2024	98.3001	100.6000
100,000	1,000.00	1,000.00	5.50	15/12/2028	5	---	2	---	1	IDEAL HOLDINGS S.A. (Non Convertible)	1.5278	4.8210	102.0000	102.0000	102.0000	103.3900	21/06/2024	7,000	7,150.69	101.5010	B	25/06/2024	100.6502	104.1000

## Corporate Bonds Notes

Transactions Volume = (Pieces) \* (Nominal Price). Transactions Value = (Pieces) \* (Nominal Price) \* (price %) + (Accrued interest).

The price of a Bond is stated as a percentage (%) of Bond's Nominal Price.

Nominal Price in Euros (€), except if it is noted differently.

## Non Convertible Corporate Bonds - Regulated Market

Num Listed Bonds	Nominal price	Issue price	Today's Rate	Exp. Date	Duration (years)	Note	Coupon		Trading Unit	Corporate Bonds	Accrued Int.	Yield.T.Mat	Price min	Price max	Closing price	Previous closing price/date	Volume	Transactions Value	Last order		ear min	Year max		
							Common	Preferred											Price	Buy / Sell			Date	
200,000	1,000.00	1,000.00	4.25	23/01/2029	5	---	1	---	1	AUTOHELLAS S.A. (Non Convertible)	18.4167	4.2400	99.7000	100.0999	99.7400	99.3340	21/06/2024	10,000	10,158.17	99.5000	B	25/06/2024	97.5000	101.0000
130,000	1,000.00	1,000.00	6.00	27/02/2029	5	---	1	---	1	INTRALOT S.A. (Non Convertible)	20.1667	5.5100	101.2000	101.4600	101.4338	101.4620	21/06/2024	39,000	40,345.70	100.6000	B	25/06/2024	100.0050	101.9000
120,000	1,000.00	1,000.00	3.95	04/04/2025	7	---	13	---	1	GEK TERNA S.A. (Non Convertible)	9.2167	3.6320	99.5500	99.5500	99.5500	99.8900	20/06/2024	78,000	78,367.90	99.5500	B	25/06/2024	98.6000	100.1000
300,000	1,000.00	1,000.00	2.30	14/12/2028	7	---	6	---	1	GEK TERNA S.A. (Non Convertible)	0.8306	5.2680	87.8500	88.1000	87.9947	88.0000	21/06/2024	28,000	24,661.76	87.9501	B	25/06/2024	85.0000	90.9000

## Corporate Bonds Notes

Transactions Volume = (Pieces) \* (Nominal Price). Transactions Value = (Pieces) \* (Nominal Price) \* (price %) + (Accrued interest).

The price of a Bond is stated as a percentage (%) of Bond's Nominal Price.

Nominal Price in Euros (€), except if it is noted differently.

## Government Bonds

Number Listed Bonds	Nominal price	Today's Rate	Accrued Interest Calc	Exp. Date [1]	Duration (years)	Note	Coupons Date	Curr. coupon value	Trading Unit	Government Bonds	Price min	Price max	Closing price	Previous closing price/date	Volume	Transactions Value	Price	Last order Buy / Sell	Date
3,000,000	1,000.00	4.13	Actual/Actual	15/06/2054	30	---	15/06	4.13	1	GGB-FXD-150654-30Y-4.125-1.000	---	---	---	---	---	---	---	---	---
4,700,000	1,000.00	1.88	Actual/Actual	04/02/2035	15	---	04/02	1.88	1	GGB-FXD-040235-15Y-1.875-1.000	---	---	---	---	---	---	---	---	---
6,000,000	1,000.00	0.75	Actual/Actual	18/06/2031	10	---	18/06	0.75	1	GGB-FXD-180631-10Y-0.750-1.000	---	---	---	---	---	---	---	---	---
3,600,000	1,000.00	3.88	Actual/Actual	15/06/2028	5	---	15/06	3.88	1	GGB-FXD-150628-05Y-3.875-1.000	---	---	---	---	---	---	---	---	---
5,962,747,327	1.00	3.75	Actual/Actual	30/01/2028	10	---	/02 - 01/02 - 31/	3.75	1	GGB-FXD-300128-10Y-3.750-1.000	---	---	---	85.4610 13/07/2018	---	---	1.0000	B	28/11/2018
7,067,309,386	1.00	3.90	Actual/Actual	30/01/2033	15	---	/02 - 01/02 - 31/	3.90	1	GGB-FXD-300133-15Y-3.900-1.000	---	---	---	78.6730 13/07/2018	---	---	1.0000	B	28/11/2018
5,622,848,349	1.00	4.00	Actual/Actual	30/01/2037	19	---	/02 - 01/02 - 31/	4.00	1	GGB-FXD-300137-19Y-4.000-1.000	---	---	---	77.0370 13/07/2018	---	---	1.0000	B	28/11/2018
5,476,770,669	1.00	4.20	Actual/Actual	30/01/2042	24	---	/02 - 01/02 - 31/	4.20	1	GGB-FXD-300142-24Y-4.200-1.000	---	---	---	77.7640 13/07/2018	---	---	1.0000	B	28/11/2018
4,250,000	1,000.00	3.38	Actual/Actual	15/06/2034	10	---	15/06	3.38	1	GGB-FXD-150634-10Y-3.375-1.000	---	---	---	---	---	---	---	---	---
40,248,141	1.00	4.30	Actual/Actual	24/02/2025	13	---	24/02	4.30	1	GGB-FXD-240225-13Y-2.000-1.000	---	---	---	10.0000 22/06/2015	---	---	---	---	---
59,586,043	1.00	4.30	Actual/Actual	24/02/2026	14	---	24/02	4.30	1	GGB-FXD-240226-14Y-2.000-1.000	---	---	---	10.0000 22/06/2015	---	---	---	---	---
41,118,344	1.00	4.30	Actual/Actual	24/02/2027	15	---	24/02	4.30	1	GGB-FXD-240227-15Y-2.000-1.000	---	---	---	10.0000 22/06/2015	---	---	---	---	---
45,137,734	1.00	4.30	Actual/Actual	24/02/2028	16	---	24/02	4.30	1	GGB-FXD-240228-16Y-2.000-1.000	---	---	---	10.0000 22/06/2015	---	---	---	---	---
61,768,888	1.00	4.30	Actual/Actual	24/02/2029	17	---	24/02	4.30	1	GGB-FXD-240229-17Y-2.000-1.000	---	---	---	10.0000 22/06/2015	---	---	---	---	---
54,567,744	1.00	4.30	Actual/Actual	24/02/2030	18	---	24/02	4.30	1	GGB-FXD-240230-18Y-2.000-1.000	---	---	---	10.0000 22/06/2015	---	---	---	---	---
37,541,515	1.00	4.30	Actual/Actual	24/02/2031	19	---	24/02	4.30	1	GGB-FXD-240231-19Y-2.000-1.000	---	---	---	10.0000 22/06/2015	---	---	---	---	---
37,558,317	1.00	4.30	Actual/Actual	24/02/2032	20	---	24/02	4.30	1	GGB-FXD-240232-20Y-2.000-1.000	---	---	---	10.0000 22/06/2015	---	---	---	---	---
37,473,732	1.00	4.30	Actual/Actual	24/02/2033	21	---	24/02	4.30	1	GGB-FXD-240233-21Y-2.000-1.000	---	---	---	10.0000 22/06/2015	---	---	---	---	---
33,888,293	1.00	4.30	Actual/Actual	24/02/2034	22	---	24/02	4.30	1	GGB-FXD-240234-22Y-2.000-1.000	---	---	---	10.0000 22/06/2015	---	---	---	---	---
35,177,800	1.00	4.30	Actual/Actual	24/02/2035	23	---	24/02	4.30	1	GGB-FXD-240235-23Y-2.000-1.000	---	---	---	10.0000 22/06/2015	---	---	---	---	---
35,547,268	1.00	4.30	Actual/Actual	24/02/2036	24	---	24/02	4.30	1	GGB-FXD-240236-24Y-2.000-1.000	---	---	---	10.0000 22/06/2015	---	---	---	---	---
40,246,306	1.00	4.30	Actual/Actual	24/02/2037	25	---	24/02	4.30	1	GGB-FXD-240237-25Y-2.000-1.000	---	---	---	10.0000 22/06/2015	---	---	---	---	---
37,643,952	1.00	4.30	Actual/Actual	24/02/2038	26	---	24/02	4.30	1	GGB-FXD-240238-26Y-2.000-1.000	---	---	---	10.0000 22/06/2015	---	---	---	---	---
36,977,100	1.00	4.30	Actual/Actual	24/02/2039	27	---	24/02	4.30	1	GGB-FXD-240239-27Y-2.000-1.000	---	---	---	10.0000 22/06/2015	---	---	---	---	---
41,615,000	1.00	4.30	Actual/Actual	24/02/2040	28	---	24/02	4.30	1	GGB-FXD-240240-28Y-2.000-1.000	---	---	---	10.0000 22/06/2015	---	---	---	---	---
42,227,208	1.00	4.30	Actual/Actual	24/02/2041	29	---	24/02	4.30	1	GGB-FXD-240241-29Y-2.000-1.000	---	---	---	10.0000 22/06/2015	---	---	---	---	---
68,288,487	1.00	4.30	Actual/Actual	24/02/2042	30	---	24/02	4.30	1	GGB-FXD-240242-30Y-2.000-1.000	---	---	---	10.0000 22/06/2015	---	---	---	---	---
4,000,000	1,000.00	3.88	Actual/Actual	12/03/2029	10	---	12/03	3.88	1	GGB-FXD-120329-10Y-3.875-1.000	---	---	---	---	---	---	100.0000	B	15/10/2019
4,500,000	1,000.00	0.00	Actual/Actual	12/02/2026	5	---	12/02	0.00	1	GGB-FXD-120226-05Y-3.000-1.000	---	---	---	---	---	---	---	---	---
2,209,163	1,000.00	3.38	Actual/Actual	15/02/2025	7	---	15/02	3.38	1	GGB-FXD-150225-07Y-3.375-1.000	---	---	---	---	---	---	---	---	---
964,000	1,000.00	3.25	Actual/Actual	20/03/2025	6	---	20/03	3.25	1	GGB-FXD-200325-06Y-3.250-1.000	---	---	---	---	---	---	---	---	---
2,100,000	1,000.00	3.55	Actual/Actual	20/03/2026	7	---	20/03	3.55	1	GGB-FXD-200326-07Y-3.550-1.000	---	---	---	---	---	---	---	---	---
5,500,000	1,000.00	1.50	Actual/Actual	18/06/2030	10	---	18/06	1.50	1	GGB-FXD-180630-10Y-1.500-1.000	---	---	---	---	---	---	---	---	---
3,500,000	1,000.00	4.38	Actual/Actual	18/07/2038	15	---	18/07	4.38	1	GGB-FXD-180738-15Y-4.375-1.000	---	---	---	---	---	---	---	---	---

## Government Bonds Notes

Transactions Volume = (Pieces) \* (Nominal Price). Transactions Value = (Pieces) \* (Nominal Price) \* (price %) + (Accrued interest).

The Value of current coupon for the issues with NV 0.01 euro refers to NV 100 euros

FLR: Floating Interest Rate.

[1] - The Expiration Date of the interest bearing period and the Date for coupon payment.

## Government Bonds

Number Listed Bonds	Nominal price	Today's Rate	Accrued Interest Calc	Exp. Date [1]	Duration (years)	Note	Coupons Date	Curr. coupon value	Trading Unit	Government Bonds	Price min	Price max	Closing price	Previous closing price/date	Volume	Transactions Value	Price	Last order Buy / Sell	Date	
40,000	1,000.00	4.67	FLR	Actual/360	18/09/2024	1	---	18/09 - 19/03	---	1	GGB-FLT-180924-01Y-4.670-1.000	---	---	---	---	---	---	---	---	---
5,364,250	1,000.00	3.25		Actual/Actual	20/03/2050	30	---	20/03	3.25	1	GGB-FXD-200350-30Y-3.250-1.000	---	---	---	---	---	---	---	---	---
3,924,361	1,000.00	2.00		Actual/Actual	22/04/2027	7	---	22/04	2.00	1	GGB-FXD-220427-07Y-2.000-1.000	---	---	---	---	---	99.9000	B	22/04/2020	
2,500,000	1,000.00	1.88		Actual/Actual	23/07/2026	7	---	23/07	1.88	1	GGB-FXD-230726-07Y-1.875-1.000	---	---	---	---	---	---	---	---	---
4,900,000	1,000.00	4.25		Actual/Actual	15/06/2033	10	---	15/06	4.25	1	GGB-FXD-150633-10Y-4.250-1.000	---	---	---	---	---	---	---	---	---
3,500,000	1,000.00	1.88		Actual/Actual	24/01/2052	30	---	24/01	1.88	1	GGB-FXD-240152-30Y-1.875-1.000	---	---	---	---	---	---	---	---	---
3,700,000	1,000.00	1.75		Actual/Actual	18/06/2032	10	---	18/06	1.75	1	GGB-FXD-180632-10Y-1.750-1.000	---	---	---	---	---	---	---	---	---
2,200,000	1,000.00	1.13	FLR	Actual/360	15/12/2027	5	---	- 15/12 - 15/03 -	---	1	GGB-FLT-151227-05Y-1.130-1.000	---	---	---	---	---	102.1600	B	30/12/2022	

## Government Bonds Notes

Transactions Volume = (Pieces) \* (Nominal Price). Transactions Value = (Pieces) \* (Nominal Price) \* (price %) + (Accrued interest).

The Value of current coupon for the issues with NV 0.01 euro refers to NV 100 euros

FLR: Floating Interest Rate.

[1] - The Expiration Date of the interest bearing period and the Date for coupon payment.

Treasury Bills & Zero Coupon Government Bonds

Issue Date	13-Week Maturity									26-Week Maturity									52-Week Maturity								
	Exp. Date	Initial Rate	Num Listed Bonds	Nominal price	Issue price	Last Trade Price	Last Trade Date	Volume Traded	Note	Exp. Date	Initial Rate	Num Listed Bonds	Nominal price	Issue price	Last Trade Price	Last Trade Date	Volume Traded	Note	Exp. Date	Initial Rate	Num Listed Bonds	Nominal price	Issue price	Last Trade Price	Last Trade Date	Volume Traded	Note
08/09/2023	---	---	---	---	---	---	---	---	---	---	---	---	---	---	---	---	---	---	06/09/2024	3.81	812,500	1,000.00	962.90	---	---	---	---
08/12/2023	---	---	---	---	---	---	---	---	---	---	---	---	---	---	---	---	---	---	06/12/2024	3.70	600,000	1,000.00	963.90	---	---	---	---
08/03/2024	---	---	---	---	---	---	---	---	---	---	---	---	---	---	---	---	---	---	07/03/2025	3.73	812,500	1,000.00	963.70	---	---	---	---
07/06/2024	---	---	---	---	---	---	---	---	---	---	---	---	---	---	---	---	---	---	06/06/2025	3.34	600,000	1,000.00	967.30	---	---	---	---

Bonds in Circulation	Currency / Min nominal traded Value	Coupons Payment Date	Current Coupon Value	Note	Coupon	Trading Unit	Issue Date	Duration (years)	Today's Interest	A.I.C in days	Bonds	Last price of previous days		Last Outcry in Cash (euro)			Trades in Pieces	Life min	Life Max
												Price	Buy / Sell	Date	Price	Buy / Sell			
<b>Corporate Bonds in Foreign Currency and Euro</b>																			
103,746	GBP / 10	01/12	0.25	---	65	1	01/12/1930	98	2.5	360	National Mortgage Bank	2.27	05/02/1996	2.27	S	05/02/1996	---	2.27	2.27
0	GBP / 10	01/12	0.25	---	67	1	01/12/1928	100	2.5	360	National Mortgage Bank	---	---	---	---	---	---	---	---

## Government Bonds Notes

A.I.C: Accrued Interest Calculation base.

FLR: Floating Interest Rate.

The minimum tradeable Nominal Value for all Demeterialised Government Titles is 100 Euros.

(μφρ-0)

## Athex &amp; ATHEXClear Members List

Member Name				Stock Market			Derivatives Market		ATHEXClear Member	
	Address	Phone	Fax	Market Member	Remote Member	Market Maker	Proprietary	Market Maker	General Clearing	Direct Clearing
A. SARRIS SECURITIES S.A.				a						
6, ΔΡΑΓΑΤΣΑΝΙΟΥ 6 ΑΘΗΝΑ	2103367700									
ΑΕΟΝIC SECURITIES C.I.F. P.L.C.				a						
, ΛΑΪΟΥ 6, ΓΡ. 301B, ANNA COURT	35725337600									
ALPHA BANK S.A.									a	
, ΣΤΑΔΙΟΥ 40 ΑΘΗΝΑ	2103260000									
ALPHA FINANCE INVESTMENT SERVICES SINGLE MEMBER SA				a		a	a	a		a
5, ΠΑΝΕΠΙΣΤΗΜΙΟΥ 45 ΑΘΗΝΑ	2103677400									
ARGUS STOCKBROKERS LTD				a	a		a			
25, 25 ΛΕΩΦΟΡΟΣ ΔΗΜΟΣΘΕΝΗ ΣΕΒΕΡΗ	0035722717000									
ATHLOS CAPITAL INVESTMENT SERVICES LTD					a					
, 17 STASINOU AVENUE, BEDIZIA TOWER, 6TH & 7TH FL.	35722110777									
ATLANTIC SECURITIES LTD				a	a					
37, ΠΡΟΔΡΟΜΟΥ 37	0035722445400									
AXON SECURITIES S.A.				a			a			
48, ΣΤΑΔΙΟΥ 48 ΑΘΗΝΑ	2103363800									
BETA SECURITIES S.A.				a		a	a			a
29, ΑΛΕΞΑΝΔΡΑΣ 29 ΑΘΗΝΑ	210 6478900									
BNP PARIBAS S.A.									a	
, ΛΑΜΨΑΚΟΥ 2 ΑΘΗΝΑ	2107468525									
BOFA SECURITIES EUROPE SA				a	a					
, 51 RUE LA BOÉTIE	+33 153655555									
CAPITAL SECURITIES S.A.				a			a			
58, ΜΗΤΡΟΠΟΛΕΩΣ 58 ΑΘΗΝΑ	2103369700									
CITIGROUP GLOBAL MARKETS EUROPE AG				a	a					
16, REUTERWEG 16	+49 691366-0									
CITIGROUP GLOBAL MARKETS LIMITED				a						
1, 33 CANADA SQUARE - CANARY WHARF	+44 02079864000									
CREDIT SUISSE BANK (EUROPE), S.A.				a						
, CALLE AYALA 42, 3A PLANTA-B MADRID	+34917916000									
CREDIT SUISSE SECURITIES (EUROPE) LIMITED				a						
1, ONE CABOT SQUARE LONDON	+44 2078888888									
CYCLOS SECURITIES S.A.				a			a			
39, ΧΑΡΙΛΑΟΥ ΤΡΙΚΟΥΠΗ 6-8-10 ΑΘΗΝΑ	2103364300									
DEUTSCHE BANK S.A.					a					
1, GREAT WINCHESTER STREET LONDON	+44 20 754 54209	00441133361437								
EUROBANK EQUITIES INVESTMENT FIRM SINGLE MEMBER SA				a		a	a	a		a
, ΦΙΛΕΛΗΝΩΝ 10 & ΞΕΝΟΦΩΝΤΟΣ 13 ΑΘΗΝΑ	2103720425									
EUROBANK S.A.									a	
, ΟΘΩΝΟΣ 8 ΑΘΗΝΑ	2144043907									
EUROCORP INVESTMENT SERVICES S.A.				a			a			a
14, ΠΛ.ΦΙΛΙΚΗΣ ΕΤΑΙΡΕΙΑΣ 14 ΑΘΗΝΑ	2107263600									
EUROTRUST INVESTMENT FIRM SA				a						
113, ΣΕΒΑΣΤΟΥΠΟΛΕΩΣ 113 ΑΘΗΝΑ	2103363100									
EUROXX SECURITIES S.A.				a		a	a	a		a
7, ΠΑΛΑΙΟΛΟΓΟΥ ΧΑΛΑΝΔΡΙ	(210)-6879400	(210)-6879401								
7, ΠΑΛΕΟΛΟΓΟΥ ΧΑΛΑΝΔΡΙ	+30 2106879400	210-6879401								
FREEDOM FINANCE EUROPE LTD				a	a					
, ΧΡΙΣΤΑΚΗ ΚΡΑΝΟΥ 20	035725257786									
G. A. PERVANAS SECURITIES- INVESTMENT SERVICES S.A.				a						
7-9, ΣΟΦΟΚΛΕΟΥΣ 7-9 ΑΘΗΝΑ	2103727200									
GLOBAL CAPITAL SECURITIES & FINANCIAL SERVICES LTD				a	a					
50, ΛΑΡΧΙΠΕΡΙΣΚΟΠΟΥ ΜΑΚΑΡΙΟΥ Γ50	0035722710710									
GREENPOST TRADING EUROPE LTD				a	a	a				
, ΚΙΜΩΝΟΣ 3, ACROPOLIS MANSIONS, 2ND FLOOR, FLAT/OFFICE 202	035722521389									
HELLENIC AMERICAN SECURITIES S.A.				a		a	a			a
27, ΑΝΔΡΕΑ ΠΑΠΑΝΔΡΕΟΥ 27 ΜΑΡΟΥΣΙ	2103311100									
HELLENIC BANK (INVESTMENTS) LTD					a					
, ΑVE.ΚΥΡΙΑΚΟΥ ΜΑΤΣΙ 31 - ΡΟ BOX 24747 NICOSIA	+357 22500100	357 22500110								
HSBC CONTINENTAL EUROPE									a	
109-111, ΑΜΕΣΟΓΕΙΩΝ 109-111	2106960000									
INDEX SECURITIES S.A.				a						
6, ΔΡΑΓΑΤΣΑΝΙΟΥ 6 ΑΘΗΝΑ	2103213920									



## Athex &amp; ATHEXClear Members List

Member Name	Stock Market			Derivatives Market		ATHEXClear Member				
	Address	Phone	Fax	Market Member	Remote Member	Market Maker	Proprietary	Market Maker	General Clearing	Direct Clearing
J. CHR. MAVRIKIS SECURITIES S.A.				a						
5, ΣΟΦΟΚΛΕΟΥΣ 5 ATHINA	2103216730									
KAPPA SECURITIES S.A.				a			a			
15, ΒΑΛΑΩΡΙΤΟΥ 15 ATHINA	2103678600									
KARAMANOF SECURITIES & INVESTMENT SERVICES S.A.				a						
2, ΠΛ.ΑΓ.ΘΕΟΔΩΡΩΝ 2 ATHINA	2103212947									
LAIKI FINANCIAL SERVICES LTD					a					
26, AVE. VYRONOS NICOSIA	357 22367367	357 22718567								
LEON DEPOLAS SECURITIES S.A.				a		a	a			
1, ΧΡΗΣΤΟΥ ΛΑΔΑ 1 ATHINA	2103213276 -28									
MEGA EQUITY SECURITIES & FINANCIAL SERVICES PUBLIC LTD				a	a		a			
42-44, ΛΕΩΦ.ΓΡΙΒΑ ΔΙΓΕΝΗ 42-44	0035722711711									
MERIT SECURITIES S.A				a		a	a			a
5, ΣΟΦΟΚΛΕΟΥΣ 5 ATHINA	2141008814									
MERRILL LYNCH INTERNATIONAL				a						
2, 2 KING EDWARD STREET LONDON	+44 20276281000									
N. CHRYSOCHOIDIS STOCK BROKERAGE I.S.S.A.				a			a			a
7-9, ΣΟΦΟΚΛΕΟΥΣ 7-9 ATHINA	2103213913									
NATIONAL BANK OF GREECE S.A.				a		a	a		a	
86, ΑΙΟΛΟΥ STR. ATHINA	(210)-3341000	(210)-3228187								
68, ΑΚΑΔΙΜΙΑΣ STR. ATHINA	(210)-3328817	(210)-3328678								
NATIONAL SECURITIES SINGLE MEMBER SA				a		a	a	a		
66, ΛΕΩΦΟΡΟΣ ΑΘΗΝΩΝ 128-132 & ΙΦΙΓΕΝΙΑΣ ATHINA	2103328784									
NUNTIUS BROKERAGE AND INVESTMENT SERVICES SINGLE MEMBER S.A.				a						
6, ΔΡΑΓΑΤΣΑΝΙΟΥ 6 ATHINA	2103350599									
ONE PLUS CAPITAL LIMITED				a	a					
, 75 PRODROMOU AVENUE NICOSIA 1307	35722873760									
OPTIMA BANK S.A.				a		a	a	a	a	
, ΑΙΓΙΑΛΕΙΑΣ 32 & ΠΑΡΑΔΕΙΣΟΥ ΜΑΡΟΥΣΙ	210 8173000									
PANCRETA BANK S.A									a	
, ΙΚΑΡΟΥ 5	2810338746									
PANTELAKIS SECURITIES S.A.				a		a	a	a		
57, ΕΘΝΙΚΗΣ ΑΝΤΙΣΤΑΣΕΩΣ 57, ΚΤΙΠΙΟ Β CHALANDRI	2106965000									
PIRAEUS BANK S.A.				a			a		a	
, ΑΜΕΡΙΚΗΣ 4 ATHINA	2103335000									
PIRAEUS SECURITIES S. A.				a		a	a	a		a
10, ΣΤΑΔΙΟΥ 10 ATHINA	2103354100									
PROCHOICE SECURITIES LTD				a	a					
57, ΛΕΩΦ.ΣΠΥΡΟΥ ΚΥΠΡΙΑΝΟΥ 57, ΑΚΙΝΗΤΑ Φ	035724661192									
SHARELINK SECURITIES & FINANCIAL SERVICES LTD				a			a			
6, HOUSE-ΘΕΟΤΟΚΗ 6 ΜΕΓΑΡΟ ΕΛΛΗΝΑ	+357 22554200									
SOCIETE GENERALE S.A.				a	a		a			
, 17 COURS VALMY, CEDEX	+157290504									
SOLIDUS SECURITIES S.A				a			a			a
64, ΛΟΥΙΖΗΣ ΠΙΑΝΚΟΥΡ 64 ATHINA	2106900600									
ST. EM. LAVRENTAKIS SECURITIES S.A.				a			a			
7-9, ΣΟΦΟΚΛΕΟΥΣ 7-9 ATHINA	2103213336									
THE CYPRUS INVESTMENT & SECURITIES CORPORATION LTD				a	a					
154, 1 AG. PROKOPIOU & POSIDONOS 1ST FLOOR	0035722121700									
UBS EUROPE SE				a	a					
, OPERNTURM, BOCKENHEIMER LANDSTRASSE 2-4	496921790									
UBS LIMITED					a					
1, FINSBURY AVENUE LONDON	+44 2075687135									
VIGOR FINANCE INVESTMENT SERVICES S.A.				a			a			
, ΨΥΧΑΡΗ 14 Ν. PSYCHIKO	2106718400									

List of Stocks under Market Making operations

Securities	Market Maker	Start Market Making	Stock Category	Suspension Status
<b>MLS MULTIMEDIA SA (CR)</b>				
	PIRAEUS SECURITIES S. A.	01/08/2019		
<b>ALPHA ETF FTSE Athex Large Cap</b>			Exchange Traded Funds (ETFs)	
	ALPHA FINANCE INVESTMENT SERVICES SINGLE MEMBER SA	02/01/1900		
	NATIONAL SECURITIES SINGLE MEMBER SA	02/01/1900		
<b>ADMIE (IPTO) HOLDING S.A. (CR)</b>			Main Market	
	EUROBANK EQUITIES INVESTMENT FIRM SINGLE MEMBER SA	24/05/2021		
	HELLENIC AMERICAN SECURITIES S.A.	09/03/2020		
	PIRAEUS SECURITIES S. A.	29/06/2017		
<b>AEGEAN AIRLINES (CR)</b>			Main Market	
	EUROBANK EQUITIES INVESTMENT FIRM SINGLE MEMBER SA	22/09/2020		
<b>ALPHA SERVICES HOLD (CR)</b>			Main Market	
	ALPHA FINANCE INVESTMENT SERVICES SINGLE MEMBER SA	29/02/2016		
	EUROBANK EQUITIES INVESTMENT FIRM SINGLE MEMBER SA	22/10/2006		
	GREENPOST TRADING EUROPE LTD	12/06/2023		
	HELLENIC AMERICAN SECURITIES S.A.	25/07/2014		
	LEON DEPOLAS SECURITIES S.A.	04/01/2016		
	MERIT SECURITIES S.A	03/09/2012		
	NATIONAL SECURITIES SINGLE MEMBER SA	02/01/1900		
	PIRAEUS SECURITIES S. A.	28/05/2009		
<b>ALPHA TRUST HOLDINGS (CR)</b>			Main Market	
	EUROBANK EQUITIES INVESTMENT FIRM SINGLE MEMBER SA	06/02/2023		
	LEON DEPOLAS SECURITIES S.A.	04/01/2021		
<b>ALUMIL (CR)</b>			Main Market	
	PIRAEUS SECURITIES S. A.	31/07/2023		
<b>ANDROMEDA SA (CR)</b>			Main Market	
	BETA SECURITIES S.A.	15/02/2021		
	OPTIMA BANK S.A.	03/04/2023		
<b>ATHENS INTL AIRPORT (CR)</b>			Main Market	
	PIRAEUS SECURITIES S. A.	03/06/2024		
<b>ATTICA BANK S.A. (CR)</b>			Main Market	
	EUROXX SECURITIES S.A.	22/01/2016		
<b>AUSTRIACARD (CB)</b>			Main Market	
	BETA SECURITIES S.A.	23/03/2023		
	EUROBANK EQUITIES INVESTMENT FIRM SINGLE MEMBER SA	15/05/2023		
	EUROXX SECURITIES S.A.	10/06/2024		
<b>AUTOHELLAS SA (CR)</b>			Main Market	
	ALPHA FINANCE INVESTMENT SERVICES SINGLE MEMBER SA	01/07/2019		
	EUROXX SECURITIES S.A.	02/07/2018		
<b>AVAX S.A. (CR)</b>			Main Market	
	EUROBANK EQUITIES INVESTMENT FIRM SINGLE MEMBER SA	14/12/2015		
	OPTIMA BANK S.A.	04/09/2023		
	PIRAEUS SECURITIES S. A.	01/02/2021		
<b>AVE (CR)</b>			Main Market	
	EUROXX SECURITIES S.A.	05/06/2020		
<b>BRIQ PROPERTIES (CR)</b>			Main Market	
	EUROBANK EQUITIES INVESTMENT FIRM SINGLE MEMBER SA	09/09/2019		
	LEON DEPOLAS SECURITIES S.A.	22/02/2021		
	PIRAEUS SECURITIES S. A.	05/02/2024		
<b>CC HBC AG (CR)</b>			Main Market	
	BETA SECURITIES S.A.	08/03/2021		
	NATIONAL SECURITIES SINGLE MEMBER SA	02/01/1900		
	PIRAEUS SECURITIES S. A.	04/05/2015		
<b>CENERGY HOLDINGS (CB)</b>			Main Market	
	ALPHA FINANCE INVESTMENT SERVICES SINGLE MEMBER SA	02/01/2016		
	EUROBANK EQUITIES INVESTMENT FIRM SINGLE MEMBER SA	02/01/2016		
	OPTIMA BANK S.A.	14/03/2022		
	PANTELAKIS SECURITIES S.A.	27/12/2022		
<b>CNL CAPITAL (CR)</b>			Main Market	
	MERIT SECURITIES S.A	01/10/2018		
<b>DIMAND (CR)</b>			Main Market	
	ALPHA FINANCE INVESTMENT SERVICES SINGLE MEMBER SA	08/08/2022		
	EUROBANK EQUITIES INVESTMENT FIRM SINGLE MEMBER SA	08/08/2022		
	PANTELAKIS SECURITIES S.A.	15/05/2023		
<b>EKTER SA (CR)</b>			Main Market	
	BETA SECURITIES S.A.	26/09/2022		
	EUROBANK EQUITIES INVESTMENT FIRM SINGLE MEMBER SA	16/10/2017		
	LEON DEPOLAS SECURITIES S.A.	21/05/2018		

## List of Stocks under Market Making operations

Securities	Stock Category
Market Maker	Start Market Making
<b>ELASTRON (CR)</b>	Main Market
LEON DEPOLAS SECURITIES S.A.	20/02/2017
<b>ELLAKTOR (CR)</b>	Main Market
ALPHA FINANCE INVESTMENT SERVICES SINGLE MEMBER SA	18/03/2019
EUROBANK EQUITIES INVESTMENT FIRM SINGLE MEMBER SA	01/06/2012
EUROXX SECURITIES S.A.	24/09/2018
NATIONAL SECURITIES SINGLE MEMBER SA	02/01/1900
PIRAEUS SECURITIES S. A.	22/10/2018
<b>ELTON SA (CR)</b>	Main Market
OPTIMA BANK S.A.	30/01/2023
<b>ELVALHALCOR (CR)</b>	Main Market
ALPHA FINANCE INVESTMENT SERVICES SINGLE MEMBER SA	07/05/2018
BETA SECURITIES S.A.	09/01/2023
EUROBANK EQUITIES INVESTMENT FIRM SINGLE MEMBER SA	07/05/2018
<b>EUROBANK HOLDINGS (CR)</b>	Main Market
ALPHA FINANCE INVESTMENT SERVICES SINGLE MEMBER SA	09/01/2006
EUROBANK EQUITIES INVESTMENT FIRM SINGLE MEMBER SA	01/06/2012
GREENPOST TRADING EUROPE LTD	12/06/2023
HELLENIC AMERICAN SECURITIES S.A.	25/07/2014
LEON DEPOLAS SECURITIES S.A.	30/11/2018
MERIT SECURITIES S.A	06/11/2017
NATIONAL SECURITIES SINGLE MEMBER SA	02/01/1900
PIRAEUS SECURITIES S. A.	28/09/2009
<b>EUROCONSULTANTS S.A. (CR)</b>	Main Market
EUROBANK EQUITIES INVESTMENT FIRM SINGLE MEMBER SA	22/07/2014
OPTIMA BANK S.A.	01/02/2023
<b>EYDAP S.A. (CR)</b>	Main Market
ALPHA FINANCE INVESTMENT SERVICES SINGLE MEMBER SA	27/01/2020
EUROBANK EQUITIES INVESTMENT FIRM SINGLE MEMBER SA	10/06/2019
<b>FOURLIS (CR)</b>	Main Market
EUROBANK EQUITIES INVESTMENT FIRM SINGLE MEMBER SA	01/12/2016
PIRAEUS SECURITIES S. A.	06/03/2017
<b>GEK TERNA (CR)</b>	Main Market
BETA SECURITIES S.A.	08/03/2021
EUROBANK EQUITIES INVESTMENT FIRM SINGLE MEMBER SA	24/05/2021
PIRAEUS SECURITIES S. A.	29/08/2019
<b>GR. SARANTIS S.A. (CR)</b>	Main Market
BETA SECURITIES S.A.	14/05/2012
EUROBANK EQUITIES INVESTMENT FIRM SINGLE MEMBER SA	24/10/2016
PIRAEUS SECURITIES S. A.	02/04/2024
<b>HELLENIC EXCHANGES-A.S.E. (CR)</b>	Main Market
HELLENIC AMERICAN SECURITIES S.A.	01/09/2014
NATIONAL SECURITIES SINGLE MEMBER SA	02/01/1900
PIRAEUS SECURITIES S. A.	04/05/2015
<b>HELLENIQ ENERGY (CR)</b>	Main Market
ALPHA FINANCE INVESTMENT SERVICES SINGLE MEMBER SA	07/11/2023
EUROBANK EQUITIES INVESTMENT FIRM SINGLE MEMBER SA	01/11/2023
HELLENIC AMERICAN SECURITIES S.A.	14/09/2015
PIRAEUS SECURITIES S. A.	20/03/2017
<b>IDEAL HOLDINGS (CR)</b>	Main Market
EUROBANK EQUITIES INVESTMENT FIRM SINGLE MEMBER SA	07/06/2021
PIRAEUS SECURITIES S. A.	07/06/2021
<b>INTERCONTINENTAL (CR)</b>	Main Market
LEON DEPOLAS SECURITIES S.A.	03/06/2019
<b>INTERLIFE G.C.I.(CR)</b>	Main Market
PIRAEUS SECURITIES S. A.	22/01/2024
<b>INTERWOOD-XYLEMPORIA (CR)</b>	Main Market
EUROBANK EQUITIES INVESTMENT FIRM SINGLE MEMBER SA	05/07/2021
PANTELAKIS SECURITIES S.A.	01/07/2021
<b>INTRAKAT (CR)</b>	Main Market
BETA SECURITIES S.A.	04/10/2021
PANTELAKIS SECURITIES S.A.	10/10/2022
<b>JUMBO SA (CR)</b>	Main Market
BETA SECURITIES S.A.	01/02/2021
EUROBANK EQUITIES INVESTMENT FIRM SINGLE MEMBER SA	25/05/2020
GREENPOST TRADING EUROPE LTD	12/06/2023
MERIT SECURITIES S.A	06/11/2017
PIRAEUS SECURITIES S. A.	06/03/2017

## List of Stocks under Market Making operations

Securities	Stock Category
Market Maker	Start Market Making
<b>KLOUKINAS - LAPPAS SA (CR)</b>	Main Market
OPTIMA BANK S.A.	02/01/2023
<b>KRI-KRI S.A. (CR)</b>	Main Market
EUROBANK EQUITIES INVESTMENT FIRM SINGLE MEMBER SA	07/05/2018
PIRAEUS SECURITIES S. A.	11/12/2023
<b>LAMDA DEVELOPMENT SA (CR)</b>	Main Market
EUROBANK EQUITIES INVESTMENT FIRM SINGLE MEMBER SA	08/12/2014
PANTELAKIS SECURITIES S.A.	06/11/2017
PIRAEUS SECURITIES S. A.	29/06/2017
<b>LAMPSA HOTEL SA (CR)</b>	Main Market
LEON DEPOLAS SECURITIES S.A.	16/01/2017
<b>METLEN ENERGY &amp; METALS (CR)</b>	Main Market
ALPHA FINANCE INVESTMENT SERVICES SINGLE MEMBER SA	15/04/2019
BETA SECURITIES S.A.	11/04/2022
EUROBANK EQUITIES INVESTMENT FIRM SINGLE MEMBER SA	20/09/2017
GREENPOST TRADING EUROPE LTD	12/06/2023
MERIT SECURITIES S.A	25/02/2019
NATIONAL SECURITIES SINGLE MEMBER SA	02/01/1900
PIRAEUS SECURITIES S. A.	04/05/2015
<b>MOTODYNAMICS S.A. (CR)</b>	Main Market
OPTIMA BANK S.A.	25/08/2023
<b>MOTOR OIL (CR)</b>	Main Market
BETA SECURITIES S.A.	08/03/2021
EUROBANK EQUITIES INVESTMENT FIRM SINGLE MEMBER SA	22/10/2006
GREENPOST TRADING EUROPE LTD	12/06/2023
LEON DEPOLAS SECURITIES S.A.	01/04/2019
MERIT SECURITIES S.A	25/02/2019
NATIONAL SECURITIES SINGLE MEMBER SA	02/01/1900
PIRAEUS SECURITIES S. A.	04/05/2015
<b>MPLE KEDROS (CR)</b>	Main Market
OPTIMA BANK S.A.	08/11/2023
OPTIMA BANK S.A.	16/10/2023
<b>NAFPAKTOS TEXTILE (CR)</b>	Main Market
OPTIMA BANK S.A.	29/01/2024
<b>NATIONAL BANK (CR)</b>	Main Market
ALPHA FINANCE INVESTMENT SERVICES SINGLE MEMBER SA	09/01/2006
EUROBANK EQUITIES INVESTMENT FIRM SINGLE MEMBER SA	22/10/2006
GREENPOST TRADING EUROPE LTD	12/06/2023
HELLENIC AMERICAN SECURITIES S.A.	25/07/2014
LEON DEPOLAS SECURITIES S.A.	20/05/2015
MERIT SECURITIES S.A	03/09/2012
NATIONAL SECURITIES SINGLE MEMBER SA	02/01/1900
PIRAEUS SECURITIES S. A.	08/09/2008
<b>NOVAL PROPERTY REIC (CR)</b>	Main Market
ALPHA FINANCE INVESTMENT SERVICES SINGLE MEMBER SA	05/06/2024
PIRAEUS SECURITIES S. A.	05/06/2024
<b>OPAP (CR)</b>	Main Market
ALPHA FINANCE INVESTMENT SERVICES SINGLE MEMBER SA	09/01/2006
EUROBANK EQUITIES INVESTMENT FIRM SINGLE MEMBER SA	22/10/2006
GREENPOST TRADING EUROPE LTD	12/06/2023
HELLENIC AMERICAN SECURITIES S.A.	25/07/2014
MERIT SECURITIES S.A	20/03/2017
NATIONAL SECURITIES SINGLE MEMBER SA	02/01/1900
PIRAEUS SECURITIES S. A.	04/05/2015
<b>OPTIMA BANK (CR)</b>	Main Market
ALPHA FINANCE INVESTMENT SERVICES SINGLE MEMBER SA	12/12/2023
EUROBANK EQUITIES INVESTMENT FIRM SINGLE MEMBER SA	11/12/2023
OPTIMA BANK S.A.	06/11/2023
<b>ORILINA PROPERTIES REIC (CR)</b>	Main Market
EUROBANK EQUITIES INVESTMENT FIRM SINGLE MEMBER SA	11/12/2023
LEON DEPOLAS SECURITIES S.A.	11/12/2023

## List of Stocks under Market Making operations

Securities	Stock Category
Market Maker	Start Market Making
<b>OTE (CR)</b>	Main Market
ALPHA FINANCE INVESTMENT SERVICES SINGLE MEMBER SA	09/01/2006
EUROBANK EQUITIES INVESTMENT FIRM SINGLE MEMBER SA	22/10/2006
GREENPOST TRADING EUROPE LTD	12/06/2023
HELLENIC AMERICAN SECURITIES S.A.	25/07/2014
LEON DEPOLAS SECURITIES S.A.	20/04/2015
MERIT SECURITIES S.A	20/03/2017
NATIONAL SECURITIES SINGLE MEMBER SA	02/01/1900
PIRAEUS SECURITIES S. A.	08/09/2008
<b>P.P.A. S.A. (CR)</b>	Main Market
EUROBANK EQUITIES INVESTMENT FIRM SINGLE MEMBER SA	06/02/2019
<b>PAPOUTSANIS (CR)</b>	Main Market
ALPHA FINANCE INVESTMENT SERVICES SINGLE MEMBER SA	19/11/2018
BETA SECURITIES S.A.	25/11/2013
<b>PETROPOULOS PETROS (CR)</b>	Main Market
EUROBANK EQUITIES INVESTMENT FIRM SINGLE MEMBER SA	01/04/2019
PANTELAKIS SECURITIES S.A.	16/03/2020
<b>PIRAEUS FINANCIAL HOLD (CR)</b>	Main Market
ALPHA FINANCE INVESTMENT SERVICES SINGLE MEMBER SA	15/04/2019
EUROBANK EQUITIES INVESTMENT FIRM SINGLE MEMBER SA	22/10/2006
EUROXX SECURITIES S.A.	15/02/2016
GREENPOST TRADING EUROPE LTD	12/06/2023
HELLENIC AMERICAN SECURITIES S.A.	25/07/2014
LEON DEPOLAS SECURITIES S.A.	30/11/2018
MERIT SECURITIES S.A	16/09/2013
NATIONAL SECURITIES SINGLE MEMBER SA	02/01/1900
PIRAEUS SECURITIES S. A.	16/02/2009
<b>PPC (CR)</b>	Main Market
ALPHA FINANCE INVESTMENT SERVICES SINGLE MEMBER SA	09/01/2006
BETA SECURITIES S.A.	01/02/2021
EUROBANK EQUITIES INVESTMENT FIRM SINGLE MEMBER SA	22/10/2006
GREENPOST TRADING EUROPE LTD	12/06/2023
HELLENIC AMERICAN SECURITIES S.A.	01/09/2014
MERIT SECURITIES S.A	06/11/2017
NATIONAL SECURITIES SINGLE MEMBER SA	02/01/1900
PIRAEUS SECURITIES S. A.	28/09/2009
<b>PREMIA (CR)</b>	Main Market
BETA SECURITIES S.A.	01/06/2021
LEON DEPOLAS SECURITIES S.A.	05/12/2022
PANTELAKIS SECURITIES S.A.	23/12/2021
<b>PROFILE SA (CR)</b>	Main Market
OPTIMA BANK S.A.	03/04/2023
PANTELAKIS SECURITIES S.A.	01/07/2019
<b>QUALITY &amp; RELIABILITY SA (CR)</b>	Main Market
OPTIMA BANK S.A.	03/01/2023
<b>QUEST HOLDINGS (CR)</b>	Main Market
BETA SECURITIES S.A.	26/03/2018
EUROBANK EQUITIES INVESTMENT FIRM SINGLE MEMBER SA	28/01/2019
<b>REVOIL (CR)</b>	Main Market
BETA SECURITIES S.A.	26/06/2023
OPTIMA BANK S.A.	15/04/2024
<b>SIDMA STEEL (CR)</b>	Main Market
OPTIMA BANK S.A.	25/05/2023
<b>SPACE HELLAS SA (CR)</b>	Main Market
MERIT SECURITIES S.A	09/12/2022
<b>TECHNICAL OLYMPIC SA (CR)</b>	Main Market
OPTIMA BANK S.A.	05/07/2023
<b>TERNA ENERGY (CR)</b>	Main Market
EUROBANK EQUITIES INVESTMENT FIRM SINGLE MEMBER SA	24/05/2021
PIRAEUS SECURITIES S. A.	09/12/2019
<b>THRACE PLASTICS SA (CR)</b>	Main Market
ALPHA FINANCE INVESTMENT SERVICES SINGLE MEMBER SA	26/03/2018
LEON DEPOLAS SECURITIES S.A.	28/03/2024
PIRAEUS SECURITIES S. A.	02/04/2024
<b>TITAN CEMENT (CB)</b>	Main Market
BETA SECURITIES S.A.	01/02/2021
EUROBANK EQUITIES INVESTMENT FIRM SINGLE MEMBER SA	06/11/2019
PIRAEUS SECURITIES S. A.	18/01/2021

List of Stocks under Market Making operations

Securities	Market Maker	Start Market Making	Stock Category
<b>TRADE ESTATES REIC (CR)</b>			
	EUROBANK EQUITIES INVESTMENT FIRM SINGLE MEMBER SA	08/11/2023	Main Market
	EUROBANK EQUITIES INVESTMENT FIRM SINGLE MEMBER SA	10/11/2023	
	PANTELAKIS SECURITIES S.A.	08/11/2023	
	PANTELAKIS SECURITIES S.A.	10/11/2023	
<b>TZIRAKIAN PROFIL (CR)</b>			
	LEON DEPOLAS SECURITIES S.A.	19/07/2021	Main Market
<b>VIOHALCO SA/NV (CB)</b>			
	ALPHA FINANCE INVESTMENT SERVICES SINGLE MEMBER SA	11/03/2008	
	EUROBANK EQUITIES INVESTMENT FIRM SINGLE MEMBER SA	04/03/2014	
	MERIT SECURITIES S.A	17/03/2014	

Underlying Asset				Derivatives Market													
Price max	Price min	Closing price	change	Delivery Month	Open price	Price max	Price min	Last price	Closing price	Last Bid	Last Ask	Fixing price*	Life high	Life low	Trades	Volume	Open Interest
<b>FTSE/Athex Large Cap</b>				(Trade Unit: 1 Index Point x 2E, Cash Settlement)													
3,479.29	3,441.66	3,442.49	-0.31%	July 2024	3,414.75	3,431.00	3,390.00	3,395.00	3,395.00	---	---		3,624.50	---	94	460	3,379
				August 2024	3,394.25	3,398.00	3,380.75	3,380.75	3,380.75	---	---		3,398.00	---	6	70	186
				September 2024	---	---	---	---	3,470.75	---	---		---	---	---	---	---
				December 2024	---	---	---	---	3,488.25	---	---		---	---	---	---	---
				March 2025	---	---	---	---	3,505.50	---	---		---	---	---	---	---
				June 2025	---	---	---	---	3,523.00	---	---		---	---	---	---	---
<b>FTSE/Athex Banks</b>				(Trade Unit: 1 Index Point x 15E, Cash Settlement)													
1,258.78	1,224.16	1,227.84	-1.10%	September 2024	1,215.50	1,216.50	1,208.00	1,208.25	1,208.25	---	---		1,310.00	---	5	16	1,038
				December 2024	---	---	---	---	1,254.00	---	---		---	---	---	---	---
				March 2025	---	---	---	---	1,260.25	---	---		---	---	---	---	---
				June 2025	---	---	---	---	1,266.50	---	---		---	---	---	---	---
<b>MSCI GREECE REBASED</b>				(Trade Unit: 1 Index Point x 2E, Cash Settlement)													
5,485.49	5,402.96	5,407.36	-0.39%	July 2024	---	---	---	---	5,346.25	---	---		5,636.00	---	---	---	3
				August 2024	---	---	---	---	5,445.25	---	---		---	---	---	---	---
				September 2024	---	---	---	---	5,456.00	---	---		---	---	---	---	---
				October 2024	---	---	---	---	5,464.25	---	---		---	---	---	---	---
				November 2024	---	---	---	---	5,472.75	---	---		---	---	---	---	---
				December 2024	---	---	---	---	5,483.25	---	---		---	---	---	---	---
				March 2025	---	---	---	---	5,510.75	---	---		---	---	---	---	---
				June 2025	---	---	---	---	5,538.25	---	---		---	---	---	---	---

Derivatives notes

Fixing prices and final open positions can be retrieved from the following path <http://www.helex.gr/el/web/guest/statistics-end-of-day-derivatives>

Underlying Asset				Derivatives Market													
Price max	Price min	Closing price	change	Delivery Month	Open price	Price max	Price min	Last price	Closing price	Last Bid	Last Ask	Fixing price*	Life high	Life low	Trades	Volume	Open Interest
<b>ADMIE (IPTO) HOLDING S.A. (CR)</b>				(Contract Size: 100 Securities, Physical Delivery)													
2.17	2.14	2.165	-0.23%	September 2024	2.13	2.14	2.09	2.14	2.14	---	---	---	2.39	---	7	26	23,386
				December 2024	---	---	---	---	2.19	---	---	---	---	---	---	---	---
				March 2025	---	---	---	---	2.20	---	---	---	---	---	---	---	---
				June 2025	---	---	---	---	2.21	---	---	---	---	---	---	---	---
<b>AEGEAN AIRLINES (CR)</b>				(Contract Size: 100 Securities, Physical Delivery)													
11.28	11	11.02	-2.31%	September 2024	11.23	11.32	11.10	11.10	11.10	---	---	---	12.20	---	37	358	3,701
				December 2024	---	---	---	---	11.39	---	---	---	---	---	---	---	---
				March 2025	---	---	---	---	11.45	---	---	---	---	---	---	---	---
				June 2025	---	---	---	---	11.51	---	---	---	---	---	---	---	---
<b>ALPHA SERVICES HOLD (CR)</b>				(Contract Size: 100 Securities, Physical Delivery)													
1.512	1.465	1.474	-1.83%	September 2024	1.50	1.50	1.45	1.46	1.46	---	---	---	1.79	---	167	3,189	161,743
				December 2024	---	---	---	---	1.52	---	---	---	---	---	---	---	---
				March 2025	---	---	---	---	1.52	---	---	---	---	---	---	---	---
				June 2025	---	---	---	---	1.53	---	---	---	---	---	---	---	---
<b>ATHENS INTL AIRPORT (CR)</b>				(Contract Size: 100 Securities, Physical Delivery)													
8	7.918	7.98	-0.25%	September 2024	7.99	7.99	7.99	7.99	7.99	---	---	---	8.41	---	1	1	729
				December 2024	---	---	---	---	8.08	---	---	---	---	---	---	---	---
				March 2025	---	---	---	---	8.12	---	---	---	---	---	---	---	---
				June 2025	---	---	---	---	8.16	---	---	---	---	---	---	---	---
<b>AUTOHELLAS SA (CR)</b>				(Contract Size: 100 Securities, Physical Delivery)													
11.56	11.26	11.4	-2.40%	September 2024	---	---	---	---	11.10	---	---	---	11.70	---	---	---	149
				December 2024	---	---	---	---	11.80	---	---	---	---	---	---	---	---
				March 2025	---	---	---	---	11.86	---	---	---	---	---	---	---	---
				June 2025	---	---	---	---	11.92	---	---	---	---	---	---	---	---
<b>AVAX S.A. (CR)</b>				(Contract Size: 100 Securities, Physical Delivery)													
1.41	1.384	1.384	-1.57%	September 2024	1.41	1.41	1.37	1.37	1.37	---	---	---	1.49	---	3	31	561
				December 2024	---	---	---	---	1.42	---	---	---	---	---	---	---	---
				March 2025	---	---	---	---	1.43	---	---	---	---	---	---	---	---
				June 2025	---	---	---	---	1.43	---	---	---	---	---	---	---	---
<b>CC HBC AG (CR)</b>				(Contract Size: 100 Securities, Physical Delivery)													
32.42	32	32.4	1.82%	September 2024	32.25	32.25	32.25	32.25	32.25	---	---	---	32.29	---	1	1	69
				December 2024	---	---	---	---	32.14	---	---	---	---	---	---	---	---
				March 2025	---	---	---	---	32.30	---	---	---	---	---	---	---	---
				June 2025	---	---	---	---	32.46	---	---	---	---	---	---	---	---

Derivatives notes

Fixing prices and final open positions can be retrieved from the following path <http://www.helex.gr/el/web/guest/statistics-end-of-day-derivatives>



Underlying Asset				Derivatives Market													
Price max	Price min	Closing price	change	Delivery Month	Open price	Price max	Price min	Last price	Closing price	Last Bid	Last Ask	Fixing price*	Life high	Life low	Trades	Volume	Open Interest
<b>CENERGY HOLDINGS (CB)</b>				(Contract Size: 100 Securities, Physical Delivery)													
9.72	9.31	9.72	3.18%	September 2024	9.40	9.70	9.39	9.70	9.70	---	---	---	9.70	---	20	65	3,967
				December 2024	---	---	---	---	9.52	---	---	---	---	---	---	---	---
				March 2025	---	---	---	---	9.56	---	---	---	---	---	---	---	---
				June 2025	---	---	---	---	9.61	---	---	---	---	---	---	---	---
<b>ELLAKTOR (CR)</b>				(Contract Size: 100 Securities, Physical Delivery)													
2.55	2.465	2.465	-2.18%	September 2024	2.55	2.55	2.51	2.52	2.52	---	---	---	2.70	---	8	27	3,605
				December 2024	---	---	---	---	2.55	---	---	---	---	---	---	---	---
				March 2025	---	---	---	---	2.56	---	---	---	---	---	---	---	---
				June 2025	---	---	---	---	2.57	---	---	---	---	---	---	---	---
<b>ELVALHALCOR (CR)</b>				(Contract Size: 100 Securities, Physical Delivery)													
1.816	1.786	1.786	-1.98%	September 2024	1.81	1.81	1.80	1.80	1.80	---	---	---	2.04	---	13	45	4,332
				December 2024	---	---	---	---	1.84	---	---	---	---	---	---	---	---
				March 2025	---	---	---	---	1.85	---	---	---	---	---	---	---	---
				June 2025	---	---	---	---	1.86	---	---	---	---	---	---	---	---
<b>EUROBANK HOLDINGS (CR)</b>				(Contract Size: 100 Securities, Physical Delivery)													
2.18	2.103	2.128	1.33%	September 2024	2.01	2.08	2.00	2.04	2.04	---	---	---	2.16	---	91	1,831	15,296
				December 2024	---	---	---	---	2.12	---	---	---	---	---	---	---	---
				March 2025	---	---	---	---	2.13	---	---	---	---	---	---	---	---
				June 2025	---	---	---	---	2.14	---	---	---	---	---	---	---	---
<b>EYDAP S.A. (CR)</b>				(Contract Size: 100 Securities, Physical Delivery)													
5.57	5.45	5.55	0.73%	September 2024	5.47	5.52	5.44	5.44	5.44	---	---	---	5.90	---	15	43	4,116
				December 2024	---	---	---	---	5.57	---	---	---	---	---	---	---	---
				March 2025	---	---	---	---	5.59	---	---	---	---	---	---	---	---
				June 2025	---	---	---	---	5.62	---	---	---	---	---	---	---	---
<b>FOURLIS (CR)</b>				(Contract Size: 100 Securities, Physical Delivery)													
3.96	3.88	3.93	-0.13%	September 2024	3.82	3.82	3.82	3.82	3.82	---	---	---	4.19	---	1	2	1,040
				December 2024	---	---	---	---	3.97	---	---	---	---	---	---	---	---
				March 2025	---	---	---	---	3.99	---	---	---	---	---	---	---	---
				June 2025	---	---	---	---	4.01	---	---	---	---	---	---	---	---
<b>GEK TERNA (CR)</b>				(Contract Size: 100 Securities, Physical Delivery)													
17	16.56	16.56	-2.47%	September 2024	17.15	17.16	16.80	16.80	16.80	---	---	---	17.39	---	49	193	12,876
				December 2024	---	---	---	---	17.15	---	---	---	---	---	---	---	---
				March 2025	---	---	---	---	17.24	---	---	---	---	---	---	---	---
				June 2025	---	---	---	---	17.32	---	---	---	---	---	---	---	---

Derivatives notes

Fixing prices and final open positions can be retrieved from the following path <http://www.helex.gr/el/web/guest/statistics-end-of-day-derivatives>

Underlying Asset				Derivatives Market													
Price max	Price min	Closing price	change	Delivery Month	Open price	Price max	Price min	Last price	Closing price	Last Bid	Last Ask	Fixing price*	Life high	Life low	Trades	Volume	Open Interest
<b>HELLENIC EXCHANGES-A.S.E. (CR)</b>																	
(Contract Size: 100 Securities, Physical Delivery)																	
4.69	4.645	4.66	-4.11%	September 2024	4.68	4.71	4.66	4.68	4.68	---	---	---	5.25	---	23	121	6,020
---	---	---	---	December 2024	---	---	---	---	4.91	---	---	---	---	---	---	---	---
---	---	---	---	March 2025	---	---	---	---	4.93	---	---	---	---	---	---	---	---
---	---	---	---	June 2025	---	---	---	---	4.96	---	---	---	---	---	---	---	---
<b>HELLENiQ ENERGY (CR)</b>																	
(Contract Size: 100 Securities, Physical Delivery)																	
8	7.84	7.9	-0.50%	September 2024	7.42	7.49	7.38	7.49	7.49	---	---	---	8.40	---	16	65	4,917
---	---	---	---	December 2024	---	---	---	---	8.02	---	---	---	---	---	---	---	---
---	---	---	---	March 2025	---	---	---	---	8.06	---	---	---	---	---	---	---	---
---	---	---	---	June 2025	---	---	---	---	8.10	---	---	---	---	---	---	---	---
<b>INTRACOM HOLDINGS (CR)</b>																	
(Contract Size: 100 Securities, Physical Delivery)																	
3.32	3.21	3.26	-1.21%	September 2024	3.29	3.33	3.27	3.31	3.31	---	---	---	3.80	---	18	46	7,038
---	---	---	---	December 2024	---	---	---	---	3.33	---	---	---	---	---	---	---	---
---	---	---	---	March 2025	---	---	---	---	3.35	---	---	---	---	---	---	---	---
---	---	---	---	June 2025	---	---	---	---	3.37	---	---	---	---	---	---	---	---
<b>INTRAKAT (CR)</b>																	
(Contract Size: 100 Securities, Physical Delivery)																	
5.18	4.99	5.05	-0.98%	September 2024	5.02	5.02	5.02	5.02	5.02	---	---	---	5.20	---	4	5	2,271
---	---	---	---	December 2024	---	---	---	---	5.15	---	---	---	---	---	---	---	---
---	---	---	---	March 2025	---	---	---	---	5.18	---	---	---	---	---	---	---	---
---	---	---	---	June 2025	---	---	---	---	5.20	---	---	---	---	---	---	---	---
<b>JUMBO SA (CR)</b>																	
(Contract Size: 100 Securities, Physical Delivery)																	
27.16	26.4	27	0.00%	September 2024	26.25	26.28	26.20	26.28	26.28	---	---	---	26.81	---	6	26	549
---	---	---	---	December 2024	---	---	---	---	27.27	---	---	---	---	---	---	---	---
---	---	---	---	March 2025	---	---	---	---	27.41	---	---	---	---	---	---	---	---
---	---	---	---	June 2025	---	---	---	---	27.55	---	---	---	---	---	---	---	---
<b>LAMDA DEVELOPMENT SA (CR)</b>																	
(Contract Size: 100 Securities, Physical Delivery)																	
6.68	6.58	6.61	-1.05%	September 2024	6.72	6.73	6.68	6.68	6.68	---	---	---	6.97	---	8	26	6,935
---	---	---	---	December 2024	---	---	---	---	6.75	---	---	---	---	---	---	---	---
---	---	---	---	March 2025	---	---	---	---	6.78	---	---	---	---	---	---	---	---
---	---	---	---	June 2025	---	---	---	---	6.82	---	---	---	---	---	---	---	---
<b>METLEN ENERGY &amp; METALS (CR)</b>																	
(Contract Size: 100 Securities, Physical Delivery)																	
36.76	35.74	36.24	0.00%	September 2024	35.32	35.68	35.24	35.25	35.25	---	---	---	38.35	---	24	52	4,998
---	---	---	---	December 2024	---	---	---	---	36.61	---	---	---	---	---	---	---	---
---	---	---	---	March 2025	---	---	---	---	36.79	---	---	---	---	---	---	---	---
---	---	---	---	June 2025	---	---	---	---	36.97	---	---	---	---	---	---	---	---

Derivatives notes

Fixing prices and final open positions can be retrieved from the following path <http://www.helex.gr/el/web/guest/statistics-end-of-day-derivatives>

Underlying Asset				Derivatives Market													
Price max	Price min	Closing price	change	Delivery Month	Open price	Price max	Price min	Last price	Closing price	Last Bid	Last Ask	Fixing price*	Life high	Life low	Trades	Volume	Open Interest
<b>MIG (CR)</b>				(Contract Size: 100 Securities, Physical Delivery)													
3.71	3.6	3.705	-0.40%	September 2024	3.67	3.67	3.67	3.67	3.67	---	---	---	3.77	---	1	5	96
				December 2024	---	---	---	---	3.76	---	---	---	---	---	---	---	---
				March 2025	---	---	---	---	3.78	---	---	---	---	---	---	---	---
				June 2025	---	---	---	---	3.80	---	---	---	---	---	---	---	---
<b>MOTOR OIL (CR)</b>				(Contract Size: 100 Securities, Physical Delivery)													
25.32	24.3	25.16	3.54%	September 2024	23.62	24.20	23.62	24.12	24.12	---	---	---	26.50	---	27	82	782
				December 2024	---	---	---	---	24.55	---	---	---	---	---	---	---	---
				March 2025	---	---	---	---	24.67	---	---	---	---	---	---	---	---
				June 2025	---	---	---	---	24.79	---	---	---	---	---	---	---	---
<b>NATIONAL BANK (CR)</b>				(Contract Size: 100 Securities, Physical Delivery)													
8.174	7.81	7.82	-2.49%	September 2024	7.72	7.86	7.54	7.57	7.57	---	---	---	8.36	---	131	1,143	11,381
				December 2024	---	---	---	---	8.10	---	---	---	---	---	---	---	---
				March 2025	---	---	---	---	8.14	---	---	---	---	---	---	---	---
				June 2025	---	---	---	---	8.18	---	---	---	---	---	---	---	---
<b>OPAP (CR)</b>				(Contract Size: 102 Securities, Physical Delivery)													
14.57	14.4	14.47	1.12%	September 2024	14.60	14.66	14.60	14.61	14.61	---	---	---	14.66	14.60	8	42	2,984
				December 2024	---	---	---	---	14.45	---	---	---	---	---	---	---	---
				March 2025	---	---	---	---	14.53	---	---	---	---	---	---	---	---
				June 2025	---	---	---	---	14.60	---	---	---	---	---	---	---	---
<b>OPTIMA BANK (CR)</b>				(Contract Size: 100 Securities, Physical Delivery)													
13.2	12.58	13	3.18%	September 2024	12.93	13.13	12.84	12.91	12.91	---	---	---	13.13	---	11	33	61
				December 2024	---	---	---	---	12.73	---	---	---	---	---	---	---	---
				March 2025	---	---	---	---	12.79	---	---	---	---	---	---	---	---
				June 2025	---	---	---	---	12.85	---	---	---	---	---	---	---	---
<b>OTE (CR)</b>				(Contract Size: 100 Securities, Physical Delivery)													
14.1	13.63	13.79	0.95%	September 2024	13.37	13.58	13.27	13.41	13.41	---	---	---	14.26	---	35	175	5,402
				December 2024	---	---	---	---	13.80	---	---	---	---	---	---	---	---
				March 2025	---	---	---	---	13.87	---	---	---	---	---	---	---	---
				June 2025	---	---	---	---	13.94	---	---	---	---	---	---	---	---
<b>P.P.A. S.A. (CR)</b>				(Contract Size: 100 Securities, Physical Delivery)													
26	25.45	25.45	-2.12%	September 2024	---	---	---	---	24.95	---	---	---	24.76	---	---	---	73
				December 2024	---	---	---	---	26.26	---	---	---	---	---	---	---	---
				March 2025	---	---	---	---	26.39	---	---	---	---	---	---	---	---
				June 2025	---	---	---	---	26.53	---	---	---	---	---	---	---	---

Derivatives notes

Fixing prices and final open positions can be retrieved from the following path <http://www.helex.gr/el/web/guest/statistics-end-of-day-derivatives>

Underlying Asset				Derivatives Market													
Price max	Price min	Closing price	change	Delivery Month	Open price	Price max	Price min	Last price	Closing price	Last Bid	Last Ask	Fixing price*	Life high	Life low	Trades	Volume	Open Interest
<b>PIRAEUS FINANCIAL HOLD (CR)</b>				(Contract Size: 100 Securities, Physical Delivery)													
3.463	3.342	3.374	-2.57%	September 2024	3.46	3.46	3.32	3.36	3.36	---	---	---	4.05	---	439	8,787	98,921
				December 2024	3.43	3.43	3.43	3.43	3.43	---	---	---	3.43	---	2	10	---
				March 2025	---	---	---	---	3.52	---	---	---	---	---	---	---	---
				June 2025	---	---	---	---	3.53	---	---	---	---	---	---	---	---
<b>PPC (CR)</b>				(Contract Size: 100 Securities, Physical Delivery)													
11.25	11.12	11.18	-0.36%	September 2024	11.10	11.16	11.02	11.04	11.04	---	---	---	11.88	---	50	236	31,491
				December 2024	---	---	---	---	11.33	---	---	---	---	---	---	---	---
				March 2025	---	---	---	---	11.39	---	---	---	---	---	---	---	---
				June 2025	---	---	---	---	11.45	---	---	---	---	---	---	---	---
<b>QUEST HOLDINGS (CR)</b>				(Contract Size: 100 Securities, Physical Delivery)													
5.28	5.09	5.28	1.34%	September 2024	5.18	5.18	5.18	5.18	5.18	---	---	---	5.38	---	1	5	165
				December 2024	---	---	---	---	5.26	---	---	---	---	---	---	---	---
				March 2025	---	---	---	---	5.29	---	---	---	---	---	---	---	---
				June 2025	---	---	---	---	5.32	---	---	---	---	---	---	---	---
<b>TERNA ENERGY (CR)</b>				(Contract Size: 100 Securities, Physical Delivery)													
19.38	19.32	19.37	0.10%	September 2024	19.16	19.22	19.14	19.22	19.22	---	---	---	19.55	---	35	319	25,024
				December 2024	---	---	---	---	19.55	---	---	---	---	---	---	---	---
				March 2025	---	---	---	---	19.64	---	---	---	---	---	---	---	---
				June 2025	---	---	---	---	19.74	---	---	---	---	---	---	---	---
<b>TITAN CEMENT (CB)</b>				(Contract Size: 100 Securities, Physical Delivery)													
30.5	28.95	28.95	-5.39%	September 2024	29.40	29.40	29.40	29.40	29.40	---	---	---	31.02	---	1	5	151
				December 2024	---	---	---	---	30.91	---	---	---	---	---	---	---	---
				March 2025	---	---	---	---	31.06	---	---	---	---	---	---	---	---
				June 2025	---	---	---	---	31.22	---	---	---	---	---	---	---	---
<b>VIOHALCO SA/NV (CB)</b>				(Contract Size: 100 Securities, Physical Delivery)													
5.85	5.76	5.78	-1.53%	September 2024	5.94	5.94	5.87	5.88	5.88	---	---	---	6.50	---	9	70	3,590
				December 2024	---	---	---	---	5.93	---	---	---	---	---	---	---	---
				March 2025	---	---	---	---	5.96	---	---	---	---	---	---	---	---
				June 2025	---	---	---	---	5.99	---	---	---	---	---	---	---	---

Derivatives notes

Fixing prices and final open positions can be retrieved from the following path <http://www.helex.gr/el/web/guest/statistics-end-of-day-derivatives>

FTSE/Athex Large Cap

(Trade Unit: 1 Index Point x 2€ - Exercise Style: European, Cash Settlement)

Call Options																Put Options																				
July 2024								August 2024								Other Months		July 2024								August 2024								Other Months		Exercise Price
Open price	Price max	Price min	Last price	Closing price	Volume	Open Interest	Open price	Price max	Price min	Last price	Closing price	Volume	Open Interest	Volume	Open Interest	Open price	Price max	Price min	Last price	Closing price	Volume	Open Interest	Open price	Price max	Price min	Last price	Closing price	Volume	Open Interest	Volume	Open Interest					
2,450	-	-	-	-	-	-	-	-	-	-	-	-	-	-	-	-	-	-	-	-	-	-	-	-	-	-	-	-	-	-	-	2,450				
2,500	-	-	-	-	-	-	-	-	-	-	-	-	-	-	-	-	-	-	-	-	-	-	-	-	-	-	-	-	-	-	-	2,500				
2,550	-	-	-	-	-	-	-	-	-	-	-	-	-	-	-	-	-	-	-	-	-	-	-	-	-	-	-	-	-	-	-	2,550				
2,600	-	-	-	-	-	-	-	-	-	-	-	-	-	-	-	-	-	-	-	-	-	-	-	-	-	-	-	-	-	-	-	2,600				
2,650	-	-	-	-	-	-	-	-	-	-	-	-	-	-	-	-	-	-	-	-	-	-	-	-	-	-	-	-	-	-	-	2,650				
2,700	-	-	-	-	-	-	-	-	-	-	-	-	-	-	-	-	-	-	-	-	-	-	-	-	-	-	-	-	-	-	-	2,700				
2,750	-	-	-	-	-	-	-	-	-	-	-	-	-	-	-	-	-	-	-	-	-	-	-	-	-	-	-	-	-	-	-	2,750				
2,800	-	-	-	-	-	-	-	-	-	-	-	-	-	-	-	-	-	-	-	-	-	-	-	-	-	-	-	-	-	-	-	2,800				
2,850	-	-	-	-	-	-	-	-	-	-	-	-	-	-	-	-	-	-	-	-	-	-	-	-	-	-	-	-	-	-	-	2,850				
2,900	-	-	-	-	-	-	-	-	-	-	-	-	-	-	-	-	-	-	-	-	-	-	-	-	-	-	-	-	-	-	-	2,900				
2,950	-	-	-	-	-	-	-	-	-	-	-	-	-	-	-	-	-	-	-	-	-	-	-	-	-	-	-	-	-	-	-	2,950				
3,000	-	-	-	-	-	-	-	-	-	-	-	-	-	-	-	-	-	-	-	-	-	-	-	-	-	-	-	-	-	-	-	3,000				
3,050	-	-	-	-	-	-	-	-	-	-	-	-	-	-	-	-	-	-	-	-	-	-	-	-	-	-	-	-	-	-	-	3,050				
3,100	-	-	-	-	-	-	-	-	-	-	-	-	-	-	-	-	-	-	-	-	-	-	-	-	-	-	-	-	-	-	-	3,100				
3,150	0.00	0.00	0.00	-	271.00	-	-	0.00	0.00	0.00	-	263.00	-	-	-	0.00	0.00	0.00	-	6.70	-	-	0.00	0.00	0.00	-	24.75	-	-	-	3,150					
3,200	0.00	0.00	0.00	-	227.00	-	-	0.00	0.00	0.00	-	224.00	-	-	-	0.00	0.00	0.00	-	12.00	-	-	0.00	0.00	0.00	-	35.75	-	-	-	3,200					
3,250	178.00	178.00	178.00	178.00	178.00	20	-	0.00	0.00	0.00	-	188.00	-	-	-	0.00	178.00	0.00	-	20.50	-	-	0.00	0.00	0.00	-	49.50	-	-	-	3,250					
3,300	141.00	141.00	141.00	141.00	141.00	20	20	0.00	0.00	0.00	-	156.00	-	-	-	0.00	141.00	0.00	-	32.50	-	27	0.00	0.00	0.00	-	67.00	-	-	-	3,300					
3,350	107.00	107.00	107.00	107.00	107.00	20	60	0.00	0.00	0.00	-	127.00	-	-	-	39.00	107.00	39.00	39.00	39.00	39.00	40	50	0.00	0.00	0.00	-	88.00	-	-	-	3,350				
3,400	0.00	0.00	0.00	-	85.50	-	20	0.00	0.00	0.00	-	102.00	-	-	-	62.00	0.00	62.00	62.00	62.00	62.00	20	27	0.00	0.00	0.00	-	112.00	-	-	-	3,400				
3,450	0.00	0.00	0.00	-	62.00	-	60	71.50	71.50	71.50	71.50	71.50	20	-	-	91.00	0.00	91.00	91.00	91.00	91.00	20	41	0.00	0.00	0.00	-	141.00	-	-	-	3,450				
3,500	0.00	0.00	0.00	-	43.50	-	23	53.00	53.00	53.00	53.00	53.00	20	-	-	0.00	0.00	0.00	-	129.00	-	60	0.00	0.00	0.00	-	173.00	-	-	-	3,500					
3,550	0.00	0.00	0.00	-	29.50	-	90	0.00	0.00	0.00	-	47.50	-	-	-	0.00	0.00	0.00	-	165.00	-	20	0.00	0.00	0.00	-	208.00	-	-	-	3,550					
3,600	0.00	0.00	0.00	-	19.25	-	23	0.00	0.00	0.00	-	35.50	-	-	-	0.00	0.00	0.00	-	204.00	-	40	0.00	0.00	0.00	-	246.00	-	-	-	3,600					
3,650	0.00	0.00	0.00	-	12.25	-	20	0.00	0.00	0.00	-	26.25	-	-	-	0.00	0.00	0.00	-	247.00	-	-	0.00	0.00	0.00	-	286.00	-	-	-	3,650					
3,700	6.00	6.00	5.00	5.00	5.00	50	40	0.00	0.00	0.00	-	19.00	-	-	-	0.00	6.00	0.00	-	292.00	-	20	0.00	0.00	0.00	-	329.00	-	-	-	3,700					
3,750	0.00	0.00	0.00	-	4.40	-	20	0.00	0.00	0.00	-	13.50	-	-	-	0.00	0.00	0.00	-	339.00	-	-	0.00	0.00	0.00	-	373.00	-	-	-	3,750					
3,800	0.00	0.00	0.00	-	2.50	-	20	0.00	0.00	0.00	-	9.50	-	-	-	0.00	0.00	0.00	-	387.00	-	-	0.00	0.00	0.00	-	419.00	-	-	-	3,800					
3,850	0.00	0.00	0.00	-	1.40	-	-	0.00	0.00	0.00	-	6.50	-	-	-	0.00	0.00	0.00	-	436.00	-	-	0.00	0.00	0.00	-	466.00	-	-	-	3,850					
3,900	0.00	0.00	0.00	-	0.72	-	-	0.00	0.00	0.00	-	4.40	-	-	-	0.00	0.00	0.00	-	485.00	-	-	0.00	0.00	0.00	-	514.00	-	-	-	3,900					
Totals:						110	396					40	0	0	0							80	285							0	0	0	0			
Number of Trades:						5						2		0								6								0		0				

ALPHA SERVICES HOLD (CR)

(Contract Size: 100 Securities, Exercise Style: American, Physical Delivery)

Call Options														Put Options																		
July 2024							August 2024							Other Months		July 2024							August 2024							Other Months		Exercise Price
Open price	Price max	Price min	Last price	Closing price	Volume	Open Interest	Open price	Price max	Price min	Last price	Closing price	Volume	Open Interest	Volume	Open Interest	Open price	Price max	Price min	Last price	Closing price	Volume	Open Interest	Open price	Price max	Price min	Last price	Closing price	Volume	Open Interest	Volume	Open Interest	
0.850					-	-						-	-									-	-									0.009
0.900					-	-						-	-									-	-									0.009
0.950					-	-						-	-									-	-									0.010
1.000	0.000	0.000	0.000	0.502	-	-	0.000	0.000	0.000		0.001	-	-			0.000	0.000	0.000		0.001	-	-	0.000	0.000	0.000		0.001	-	-		0.010	
1.100	0.000	0.000	0.000	0.402	-	-	0.000	0.000	0.000		0.001	-	-			0.000	0.000	0.000		0.001	-	-	0.000	0.000	0.000		0.001	-	-		0.011	
1.200	0.000	0.000	0.000	0.303	-	-	0.000	0.000	0.000		0.001	-	-			0.000	0.000	0.000		0.001	-	-	0.000	0.000	0.000		0.001	-	-		0.012	
1.300	0.000	0.000	0.000	0.209	-	-	0.000	0.000	0.000		0.001	-	-			0.000	0.000	0.000		0.007	-	-	0.000	0.000	0.000		0.001	-	-		0.013	
1.400	0.000	0.000	0.000	0.128	-	-	0.000	0.000	0.000		0.001	-	-			0.000	0.000	0.000		0.026	-	-	0.000	0.000	0.000		0.001	-	-		0.014	
1.500	0.000	0.000	0.000	0.068	-	-	0.000	0.000	0.000		0.001	-	-			0.000	0.000	0.000		0.065	-	-	0.000	0.000	0.000		0.001	-	-		0.015	
1.600	0.000	0.000	0.000	0.031	-	-	0.000	0.000	0.000		0.001	-	-			0.000	0.000	0.000		0.129	-	-	0.000	0.000	0.000		0.001	-	-		0.016	
1.700	0.000	0.000	0.000	0.012	-	-	0.000	0.000	0.000		0.001	-	-			0.000	0.000	0.000		0.210	-	-	0.000	0.000	0.000		0.001	-	-		0.017	
1.800	0.000	0.000	0.000	0.004	-	-	0.000	0.000	0.000		0.001	-	-			0.000	0.000	0.000		0.302	-	-	0.000	0.000	0.000		0.001	-	-		0.018	
1.900	0.000	0.000	0.000	0.001	-	-	0.000	0.000	0.000		0.001	-	-			0.000	0.000	0.000		0.400	-	-	0.000	0.000	0.000		0.001	-	-		0.019	
2.000	0.000	0.000	0.000	0.001	-	-	0.000	0.000	0.000		0.001	-	-			0.000	0.000	0.000		0.500	-	-	0.000	0.000	0.000		0.001	-	-		0.020	
2.200	0.000	0.000	0.000	0.001	-	-	0.000	0.000	0.000		0.001	-	-			0.000	0.000	0.000		0.700	-	-	0.000	0.000	0.000		0.001	-	-		0.022	
2.400	0.000	0.000	0.000	0.001	-	-	0.000	0.000	0.000		0.001	-	-			0.000	0.000	0.000		0.900	-	-	0.000	0.000	0.000		0.001	-	-		0.024	
2.600	0.000	0.000	0.000	0.001	-	-	0.000	0.000	0.000		0.001	-	-			0.000	0.000	0.000		1.10	-	-	0.000	0.000	0.000		0.001	-	-		0.026	
Totals:					0	0					0	0	0	0	0						0	0						0	0	0	0	0
Number of Trades:					0						0	0		0							0.00						0		0		0	



OPAP (CR)

(Contract Size: 102 Securities, Exercise Style: American, Physical Delivery)

Exercise Price	Call Options												Put Options												Exercise Price									
	July 2024						August 2024						Other Months		July 2024						August 2024						Other Months							
	Open price	Price max	Price min	Last price	Closing price	Volume	Open Interest	Open price	Price max	Price min	Last price	Closing price	Volume	Open Interest	Volume	Open Interest	Open price	Price max	Price min	Last price	Closing price	Volume	Open Interest	Open price		Price max	Price min	Last price	Closing price	Volume	Open Interest	Volume	Open Interest	
9.440	0.000	0.000	0.000		5.05	-	-										0.000	0.000	0.000		0.001	-	-										0.094	
9.600						-	-	0.000	0.000	0.000		0.001	-	-											0.000	0.000	0.000		0.001	-	-			0.096
9.830	0.000	0.000	0.000		4.66	-	-										0.000	0.000	0.000		0.001	-	-										0.098	
10.000						-	-	0.000	0.000	0.000		0.001	-	-											0.000	0.000	0.000		0.001	-	-			0.100
10.810	0.000	0.000	0.000		3.70	-	-										0.000	0.000	0.000		0.001	-	-										0.108	
11.000						-	-	0.000	0.000	0.000		0.001	-	-											0.000	0.000	0.000		0.001	-	-			0.110
11.790	0.000	0.000	0.000		2.74	-	-										0.000	0.000	0.000		0.001	-	-										0.118	
12.000						-	-	0.000	0.000	0.000		0.001	-	-											0.000	0.000	0.000		0.001	-	-			0.120
12.780	0.000	0.000	0.000		1.78	-	-										0.000	0.000	0.000		0.006	-	-										0.128	
13.000						-	-	0.000	0.000	0.000		0.001	-	-											0.000	0.000	0.000		0.001	-	-			0.130
13.760	0.000	0.000	0.000		0.897	-	-										0.000	0.000	0.000		0.090	-	11										0.138	
14.000						-	-	0.000	0.000	0.000		0.001	-	-											0.000	0.000	0.000		0.001	-	-			0.140
14.740	0.000	0.000	0.000		0.300	-	-										0.000	0.000	0.000		0.456	-	-										0.147	
15.000						-	-	0.000	0.000	0.000		0.001	-	-											0.000	0.000	0.000		0.001	-	-			0.150
15.730	0.000	0.000	0.000		0.057	-	-										0.000	0.000	0.000		1.19	-	-										0.157	
16.000						-	-	0.000	0.000	0.000		0.001	-	-											0.000	0.000	0.000		0.001	-	-			0.160
16.710	0.000	0.000	0.000		0.006	-	-										0.000	0.000	0.000		2.11	-	-										0.167	
17.000						-	-	0.000	0.000	0.000		0.001	-	-											0.000	0.000	0.000		0.001	-	-			0.170
17.690	0.000	0.000	0.000		0.001	-	-										0.000	0.000	0.000		3.08	-	-										0.177	
18.000						-	-	0.000	0.000	0.000		0.001	-	-											0.000	0.000	0.000		0.001	-	-			0.180
18.670	0.000	0.000	0.000		0.001	-	-										0.000	0.000	0.000		4.04	-	-										0.187	
19.000						-	-	0.000	0.000	0.000		0.001	-	-											0.000	0.000	0.000		0.001	-	-			0.190
19.660	0.000	0.000	0.000		0.001	-	-										0.000	0.000	0.000		5.01	-	-										0.197	
20.000						-	-	0.000	0.000	0.000		0.001	-	-											0.000	0.000	0.000		0.001	-	-			0.200
21.620	0.000	0.000	0.000		0.001	-	-										0.000	0.000	0.000		6.94	-	-										0.216	
22.000						-	-																											0.220
23.590	0.000	0.000	0.000		0.001	-	-										0.000	0.000	0.000		8.87	-	-										0.236	
24.000						-	-																											0.240
Totals:						0	0					0	0	0	0						0	11						0	0	0	0			
Number of Trades:						0						0		0							0.00							0		0				



OTE (CR)

(Contract Size: 100 Securities, Exercise Style: American, Physical Delivery)

Call Options														Put Options																					
Exercise Price	July 2024						August 2024						Other Months		July 2024						August 2024						Other Months		Exercise Price						
	Open price	Price max	Price min	Last price	Closing price	Volume	Open Interest	Open price	Price max	Price min	Last price	Closing price	Volume	Open Interest	Volume	Open Interest	Open price	Price max	Price min	Last price	Closing price	Volume	Open Interest	Open price	Price max	Price min	Last price	Closing price		Volume	Open Interest	Volume	Open Interest		
9.200	0.000	0.000	0.000	4.47	-	-	0.000	0.000	0.000	0.001	-	-				0.000	0.000	0.000	0.001	-	-				0.000	0.000	0.000	0.001	-	-			0.092		
9.600	0.000	0.000	0.000	4.07	-	-	0.000	0.000	0.000	0.001	-	-				0.000	0.000	0.000	0.001	-	-				0.000	0.000	0.000	0.001	-	-			0.096		
10.000	0.000	0.000	0.000	3.68	-	-	0.000	0.000	0.000	0.001	-	-				0.000	0.000	0.000	0.001	-	-				0.000	0.000	0.000	0.001	-	-			0.100		
11.000	0.000	0.000	0.000	2.68	-	-	0.000	0.000	0.000	0.001	-	-				0.000	0.000	0.000	0.001	-	-				0.000	0.000	0.000	0.001	-	-			0.110		
12.000	0.000	0.000	0.000	1.70	-	-	0.000	0.000	0.000	0.001	-	-				0.000	0.000	0.000	0.021	-	-				0.000	0.000	0.000	0.001	-	-			0.120		
13.000	0.000	0.000	0.000	0.848	-	-	0.000	0.000	0.000	0.001	-	-				0.000	0.000	0.000	0.168	-	10				0.000	0.000	0.000	0.001	-	-			0.130		
14.000	0.000	0.000	0.000	0.298	-	-	0.000	0.000	0.000	0.001	-	-				0.000	0.000	0.000	0.619	-	-				0.000	0.000	0.000	0.001	-	-			0.140		
15.000	0.000	0.000	0.000	0.070	-	3	0.000	0.000	0.000	0.001	-	-				0.000	0.000	0.000	1.39	-	-				0.000	0.000	0.000	0.001	-	-			0.150		
16.000	0.000	0.000	0.000	0.010	-	-	0.000	0.000	0.000	0.001	-	-				0.000	0.000	0.000	2.34	-	-				0.000	0.000	0.000	0.001	-	-			0.160		
17.000	0.000	0.000	0.000	0.001	-	-	0.000	0.000	0.000	0.001	-	-				0.000	0.000	0.000	3.34	-	-				0.000	0.000	0.000	0.001	-	-			0.170		
18.000	0.000	0.000	0.000	0.001	-	-	0.000	0.000	0.000	0.001	-	-				0.000	0.000	0.000	4.34	-	-				0.000	0.000	0.000	0.001	-	-			0.180		
19.000	0.000	0.000	0.000	0.001	-	-	0.000	0.000	0.000	0.001	-	-				0.000	0.000	0.000	5.34	-	-				0.000	0.000	0.000	0.001	-	-			0.190		
Totals:						0	3							0	0	0	0							0	10							0	0	0	0
Number of Trades:						0							0	0							0.00							0							0

PIRAEUS FINANCIAL HOLD (CR)

(Contract Size: 100 Securities, Exercise Style: American, Physical Delivery)

Call Options																Put Options																	
July 2024								August 2024								Other Months		July 2024					August 2024					Other Months		Exercise Price			
Exercise Price	Open price	Price max	Price min	Last price	Closing price	Volume	Open Interest	Open price	Price max	Price min	Last price	Closing price	Volume	Open Interest	Volume	Open Interest	Open price	Price max	Price min	Last price	Closing price	Volume	Open Interest	Open price	Price max	Price min	Last price	Closing price	Volume		Open Interest	Volume	Open Interest
1.800						-	-										-	-															0.018
1.900						-	-										-	-															0.019
2.000						-	-										-	-															0.020
2.200						-	-										-	-															0.022
2.400	0.000	0.000	0.000		1.06	-	-	0.000	0.000	0.000		0.001	-	-			0.000	0.000	0.000		0.001	-	-		0.000	0.000	0.000		0.001	-	-		0.024
2.600	0.000	0.000	0.000		0.864	-	-	0.000	0.000	0.000		0.001	-	-			0.000	0.000	0.000		0.001	-	-		0.000	0.000	0.000		0.001	-	-		0.026
2.800	0.000	0.000	0.000		0.665	-	-	0.000	0.000	0.000		0.001	-	-			0.000	0.000	0.000		0.001	-	-		0.000	0.000	0.000		0.001	-	-		0.028
3.000	0.000	0.000	0.000		0.472	-	-	0.000	0.000	0.000		0.001	-	-			0.000	0.000	0.000		0.007	-	-		0.000	0.000	0.000		0.001	-	-		0.030
3.200	0.000	0.000	0.000		0.296	-	-	0.000	0.000	0.000		0.001	-	-			0.000	0.000	0.000		0.031	-	-		0.000	0.000	0.000		0.001	-	-		0.032
3.400	0.000	0.000	0.000		0.160	-	200	0.140	0.140	0.140	0.140	0.140	20	-			0.000	0.000	0.000		0.095	-	-		0.000	0.000	0.000		0.001	-	-		0.034
3.600	0.000	0.000	0.000		0.072	-	-	0.000	0.000	0.000		0.001	-	-			0.000	0.000	0.000		0.207	-	-		0.000	0.000	0.000		0.001	-	-		0.036
3.800	0.000	0.000	0.000		0.027	-	-	0.000	0.000	0.000		0.001	-	-			0.000	0.000	0.000		0.362	-	-		0.000	0.000	0.000		0.001	-	-		0.038
4.000	0.000	0.000	0.000		0.008	-	-	0.000	0.000	0.000		0.001	-	-			0.000	0.000	0.000		0.545	-	-		0.000	0.000	0.000		0.001	-	-		0.040
4.400	0.000	0.000	0.000		0.001	-	-	0.000	0.000	0.000		0.001	-	-			0.000	0.000	0.000		0.940	-	-		0.000	0.000	0.000		0.001	-	-		0.044
4.800	0.000	0.000	0.000		0.001	-	-	0.000	0.000	0.000		0.001	-	-			0.000	0.000	0.000		1.34	-	-		0.000	0.000	0.000		0.001	-	-		0.048
5.200	0.000	0.000	0.000		0.001	-	-	0.000	0.000	0.000		0.001	-	-			0.000	0.000	0.000		1.74	-	-		0.000	0.000	0.000		0.001	-	-		0.052
5.600	0.000	0.000	0.000		0.001	-	-	0.000	0.000	0.000		0.001	-	-			0.000	0.000	0.000		2.14	-	-		0.000	0.000	0.000		0.001	-	-		0.056
6.000	0.000	0.000	0.000		0.001	-	-										0.000	0.000	0.000		2.54	-	-										0.060
6.400						-	-										-	-															0.064
Totals:						0	200					20	0		0	0					0	0						0	0			0	0
Number of Trades:						0						1			0						0.00							0			0		

PPC (CR)

(Contract Size: 100 Securities, Exercise Style: American, Physical Delivery)

Call Options															Put Options												
July 2024															August 2024										Other Months		
Exercise Price	Open price	Price max	Price min	Last price	Closing price	Volume	Open Interest	Open price	Price max	Price min	Last price	Closing price	Volume	Open Interest	Volume	Open Interest	Open price	Price max	Price min	Last price	Closing price	Volume	Open Interest	Volume	Open Interest	Exercise Price	
6.800						-	-																			0.068	
7.200						-	-																			0.072	
7.600						-	-																			0.076	
8.000						-	-																			0.080	
8.400	0.000	0.000	0.000		2.83	-	-	0.000	0.000	0.000		0.001	-	-			0.000	0.000	0.000		0.001	-	-			0.084	
8.800	0.000	0.000	0.000		2.43	-	-	0.000	0.000	0.000		0.001	-	-			0.000	0.000	0.000		0.001	-	-			0.088	
9.200	0.000	0.000	0.000		2.04	-	-	0.000	0.000	0.000		0.001	-	-			0.000	0.000	0.000		0.001	-	-			0.092	
9.600	0.000	0.000	0.000		1.65	-	-	0.000	0.000	0.000		0.001	-	-			0.000	0.000	0.000		0.001	-	-			0.096	
10.000	0.000	0.000	0.000		1.27	-	5	0.000	0.000	0.000		0.001	-	-			0.000	0.000	0.000		0.001	-	-			0.100	
11.000	0.000	0.000	0.000		0.502	-	26	0.000	0.000	0.000		0.001	-	-			0.289	0.289	0.289	0.289	0.289	5	10			0.110	
12.000	0.000	0.000	0.000		0.120	-	60	0.000	0.000	0.000		0.001	-	-			0.000	0.000	0.000		0.885	-	-			0.120	
13.000	0.000	0.000	0.000		0.016	-	10	0.000	0.000	0.000		0.001	-	-			0.000	0.000	0.000		1.79	-	-			0.130	
14.000	0.000	0.000	0.000		0.001	-	-	0.000	0.000	0.000		0.001	-	-			0.000	0.000	0.000		2.78	-	-			0.140	
15.000	0.000	0.000	0.000		0.001	-	-	0.000	0.000	0.000		0.001	-	-			0.000	0.000	0.000		3.78	-	-			0.150	
16.000	0.000	0.000	0.000		0.001	-	-	0.000	0.000	0.000		0.001	-	-			0.000	0.000	0.000		4.78	-	-			0.160	
17.000	0.000	0.000	0.000		0.001	-	-	0.000	0.000	0.000		0.001	-	-			0.000	0.000	0.000		5.78	-	-			0.170	
18.000						-	-																			0.180	
Totals:						0	101						0	0	0	0						0	10			0	0
Number of Trades:						0							0		0							1.00			0		0

Lending Products	Underlying Title	Multilateral Transactions[1]					Bilateral Transactions[2]		Stock Borrowing through OTC (volume)[3]
		Open Interest[5]	Volume(Offered)	Average Weighted	Transactions volume	Average Weighted	Transactions Volume	Average Weighted	Transactions Volume
ADMIEBOR	ADMIE (IPTO) HOLDING S.A. (CR)	---	---	---	---	---	---	202,364	
AEGNBOR	AEGEAN AIRLINES (CR)	7,011	---	---	---	---	---	301,229	
AETFBOR	ALPHA ETF FTSE Athex Large Cap	---	---	---	---	---	---	---	
ALPHABOR	ALPHA SERVICES HOLD (CR)	---	---	---	---	---	---	60,446,221	
AIABOR	ATHENS INTL AIRPORT (CR)	5,461	---	---	---	---	---	132,987	
ACAGBOR	AUSTRIACARD (CB)	---	---	---	---	---	---	---	
OTOELBOR	AUTOHELLAS SA (CR)	2,589	---	---	200	4.75%	---	77,689	
AVAXBOR	AVAX S.A. (CR)	6,100	---	---	---	---	---	35,295	
EEEBOR	CC HBC AG (CR)	8,177	---	---	---	---	---	77,221	
CENERBOR	CENERGY HOLDINGS (CB)	---	---	---	---	---	---	41,596	
DIMANDBOR	DIMAND (CR)	---	---	---	---	---	---	88,800	
ELLAKTORBOR	ELLAKTOR (CR)	2,681	---	---	---	---	---	104,365	
ELHABOR	ELVALHALCOR (CR)	1,790	---	---	---	---	---	76,987	
EPSILBOR	EPSILON NET (CR)	---	---	---	---	---	---	28,000	
EUROBBOR	EUROBANK HOLDINGS (CR)	164,454	---	---	---	---	---	52,154,186	
EYDAPBOR	EYDAP S.A. (CR)	1,612	---	---	---	---	---	214,666	
FOYRKBOR	FOURLIS (CR)	230	---	---	---	---	---	46,297	
GEKTERNABOR	GEK TERNA (CR)	---	---	---	---	---	---	3,698	
SARBOR	GR. SARANTIS S.A. (CR)	2,249	---	---	398	7.11%	---	16,411	
EXAEBOR	HELLENIC EXCHANGES-A.S.E. (CR)	---	---	---	---	---	---	152,047	
ELPEBOR	HELLENIQ ENERGY (CR)	---	---	---	---	---	---	563,842	
INTEKBOR	IDEAL HOLDINGS (CR)	---	---	---	---	---	---	3,350	
INTRKBOR	INTRACOM HOLDINGS (CR)	1,899	---	---	---	---	---	22,500	
INKATBOR	INTRAKAT (CR)	---	---	---	---	---	---	561,799	
INLOTBOR	INTRALOT (CR)	---	---	---	---	---	---	514,518	
BELABOR	JUMBO SA (CR)	---	---	---	---	---	---	205,735	
KRIBOR	KRI-KRI S.A. (CR)	---	---	---	---	---	---	140	
LAMDABOR	LAMDA DEVELOPMENT SA (CR)	2,870	---	---	---	---	---	232,382	
LAVIBOR	LAVIPHARM SA (CR)	---	---	---	---	---	---	---	
MYTILBOR	METLEN ENERGY & METALS (CR)	25,727	---	---	---	---	---	182,501	
MIGBOR	MIG (CR)	1,992	---	---	---	---	---	40,179	

## Stock Lending Notes

[1] - Multilateral contracts Lending or Borrowing as per Methods 8-1, 8-2 and 8-3-3 (According to ATHEX BoD Resolution No.17)

[2] - Bilateral Contracts Lending or Borrowing as per Methods 8-3-1 and 8-3-2 & Contracts as per Method 4 (According to ATHEX BoD Resolution No.20)

[3] - The information concerning OTC Stock Borrowing Transactions is based on the statements of the Dematerialised Securities System (DSS) operators involved and refers to volumes that have been registered up until the previous working day.

[4] - Average Price (Volume weighted)

[5] - The Data concerning Open Interest before the start of trading session

Lending Products	Underlying Title	Open Interest[5]	Multilateral Transactions[1]				Bilateral Transactions[2]		Stock Borrowing through OTC (volume)[3]	
			Volume(Offered)	Average Weighted	Transactions volume	Average Weighted	Transactions Volume	Average Weighted	Transactions Volume	
MOHBOR	MOTOR OIL (CR)	28,102	---	---	---	---	---	---	405,480	
ETEBOR	NATIONAL BANK (CR)	59,008	---	---	11,000	5.73%	40,000	0.01%	10,969,216	
OPAPBOR	OPAP (CR)	738	---	---	---	---	---	---	1,908,554	
OPTIMABOR	OPTIMA BANK (CR)	22,701	---	---	---	---	125,000	6.00%	782,100	
HTOBOR	OTE (CR)	2,555	---	---	---	---	---	---	1,759,947	
PPABOR	P.P.A. S.A. (CR)	5,700	---	---	400	4.75%	---	---	67,438	
TPEIRBOR	PIRAEUS FINANCIAL HOLD (CR)	9,957	---	---	---	---	---	---	8,333,975	
PPCBOR	PPC (CR)	2,000	---	---	---	---	---	---	2,792,806	
PROFBOR	PROFILE SA (CR)	---	---	---	---	---	---	---	5,000	
QUESTBOR	QUEST HOLDINGS (CR)	1,086	---	---	---	---	---	---	11,357	
OLYMPBOR	TECHNICAL OLYMPIC SA (CR)	---	---	---	---	---	---	---	---	
TENERGYBOR	TERNA ENERGY (CR)	---	---	---	232	4.75%	---	---	375,912	
EYAPSBOR	THESSALONIKA WATER & SEWERAGE	---	---	---	---	---	---	---	---	
PLATBOR	THRACE PLASTICS SA (CR)	---	---	---	---	---	---	---	1,596	
TITCBOR	TITAN CEMENT (CB)	1,972	---	---	800	4.75%	1,700	0.01%	227,712	
VIORBOR	VIOTALCO SA/NV (CB)	10,423	---	---	---	---	---	---	---	

## Stock Lending Notes

[1] - Multilateral contracts Lending or Borrowing as per Methods 8-1, 8-2 and 8-3-3 (According to ATHEX BoD Resolution No.17)

[2] - Bilateral Contracts Lending or Borrowing as per Methods 8-3-1 and 8-3-2 & Contracts as per Method 4 (According to ATHEX BoD Resolution No.20)

[3] - The information concerning OTC Stock Borrowing Transactions is based on the statements of the Dematerialised Securities System (DSS) operators involved and refers to volumes that have been registered up until the previous working day.

[4] - Average Price (Volume weighted)

[5] - The Data concerning Open Interest before the start of trading session

## Sectors codification for listed companies

12003-	ETF	10101010	Computer Services
10101015	Software	10102030	Computer Hardware
15101010	Telecommunications Equipment	15102015	Telecommunications Services
20101010	Health Care Facilities	20101025	Health Care Services
20102010	Medical Equipment	20103015	Pharmaceuticals
30101010	Banks	30202000	Diversified Financial Services
30202010	Asset Managers & Custodians	30202015	Investment Services
30204000	Closed End Investments	30302010	Full Line Insurance
30302015	Insurance Brokers	30302025	Property and Casualty Insurance
35101010	Real Estate Holding and Development	35101015	Real Estate Services
35102000	Diversified REITs	35102030	Office REITs
35102045	Retail REITs.	40201040	Rental & Leasing Services: Consumer
40202010	Home Construction	40202015	Household Furnishings
40202020	Household Appliance	40203040	Electronic Entertainment
40204020	Clothing & Accessories	40301010	Entertainment
40301030	Publishing	40301035	Radio & TV Broadcasters
40401010	Diversified Retailers	40401020	Apparel Retailers
40401025	Home Improvement Retailers	40401030	Specialty Retailers
40501010	Airlines	40501015	Travel & Tourism
40501020	Casinos & Gambling	40501025	Hotels & Motels
45101015	Distillers & Vintners	45101020	Soft Drinks
45102010	Farming Fishing Ranching & Plantations	45102020	Food Products
45103010	Tobacco	45201010	Food Retailers & Wholesalers
45201020	Personal Products	50101010	Construction
50101020	Building Roof/Wallboard and Plumbing	50101030	Cement
50101035	Building Materials: Other	50202010	Electrical Components
50203015	Plastics	50203030	Containers & Packaging
50204000	Machinery: Industrial	50204020	Machinery: Construction & Handling
50205010	Industrial Suppliers	50205020	Back Office Support HR & Consulting
50205030	Forms & Bulk Printing Services	50206015	Commercial Vehicles & Parts
50206030	Marine Transportation	50206060	Transportation Services
55101000	Diversified Materials	55101020	Textile Products
55102000	General Mining	55102010	Iron & Steel
55102015	Metal Fabricating	55102035	Aluminum
60101020	Oil Refining and Marketing	65101010	Alternative Electricity
65101015	Conventional Electricity	65102000	Multi-Utilities
65102030	Water		



**ATHEX**  
Athens Stock Exchange

Λεωφ. Αθηνών 110 104 42 Αθήνα  
110, Athinon Ave. GR 104 42 Athens  
tel. (+30)210-33.66.800, fax (+30)210-33.66.101  
[www.athexgroup.gr](http://www.athexgroup.gr)