

24

Ημερήσιο Δελτίο  
Συναλλακτικής Δραστηριότητας

Daily Official List  
of Trading Activity

Thursday, 23 May, 2024

Year: 145 Trading Day No: 95



**ATHEXGROUP**  
Athens Exchange Group

**Disclaimer:**

Hellenic Exchanges-Athens Stock Exchange S.A endeavours to ensure that the data and other material ("Information") presented on the Daily Official List are accurate and complete, but it is not liable for any errors or omissions of data or /and for the accuracy, credibility, updating and completeness of the aforesaid information nor it has any liability arising directly or indirectly from the use of the above Information.

The Company is not liable for the accuracy of the data included in listed companies' announcements. Only the sender of such an announcement is fully and solely liable for any infringement of third party's rights from the content of such announcement. All contents of the Daily Official List are provided only for information purposes and do not constitute investment advice or solicitation to invest in securities or other products listed for trading on the Exchange.

You acknowledge and agree that the Company is the owner of any property rights related to any Information appearing on the Daily Official List including intellectual property rights copyright, trademarks, etc.

The above data are a property of the Hellenic Exchanges-Athens Exchange and are copyright protected. Users are forbidden to reproduce, modify, copy, sale, transmit or redistribute, by all reproduction means and methods, part or the whole of the above data, without reference to their source.

The commercial exploitation of these data is, also, forbidden by third parties. Hellenic Exchanges-Athens Exchange does not carry any responsibility, direct or indirect, derived from usage or accidental alteration of the above data when used by third parties.

---

**Hellenic Exchanges – Athens Stock Exchange S.A.**

110 Athinon Ave., 10442 Athens, Tel: (210) 33.66.800, Fax: (210) 32.13.938

[www.athexgroup.gr](http://www.athexgroup.gr)

---

**Thessalonica Stock Exchange Center (T.S.E.C)**

16-18 Katouni Str., Thessalonica 546 25 Tel: (2310) 567.667, Fax: (2310) 530.545

---

**Athex Members Guarantee Fund**

14-16 Fidiou Str., Athens 106 78, Tel: (210) 33.04.682, Fax: (210) 33.04.155

---

**Hellenic Republic Capital Market Commission**

1 Kolokotroni Str. & 1 Stadiou Str., Athens 10562 Tel: (210) 33.77.100 Fax: (210) 33.77.173

---

**Table of Contents**

---

**Section 1: Statistical Figures of Securities, Derivatives and Lending**

Summary of Markets

Athex Indices

Analytic Figures for Athex Market's Boards and Categories

Trading Details by Athex Sectors and Financial Instruments (ETFs)

Top 10 best &amp; worst performing Shares

Derivatives Summary

**Section 2: Analytic Figures of Shares Transactions**

Analytic Figures of Shares Transactions

Shares' Notes

**Section 3: Figures of Securities Transactions**

Securities Blocks Details

Shares Rights Details

Stock Borrowing

Forced Sales Details

Forced Sales Registered Shares

Exchange Traded Funds (ETFs) Characteristics

**Section 5: Bonds traded in Fixed Income Assets Market**

Convertible Corporate Bonds - Regulated Market

Non Convertible Corporate Bonds - Regulated Market

Government Bonds

Treasury Bills &amp; Zero Coupon Government Bonds

Government Bonds Traded with the Open Outcry Method

State Banks Bonds

**Section 6: Additional Infos**

Athex &amp; ATHEXClear Members List

List of Stocks under Market Making operations

**Section 7: Derivatives Market Analytic Figures**

Index Futures

Stock Futures

Index Options

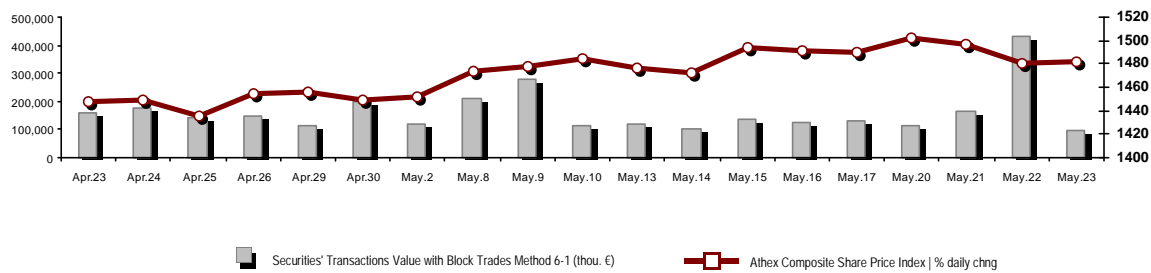
Stock Options

Stock Lending Analytic Figures

**Appendix A: Sectors codification for listed companies**

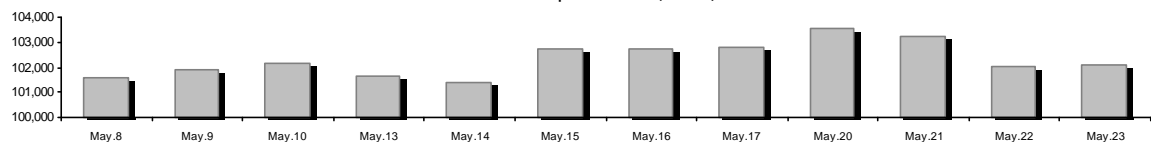
## Summary of Markets

Athex Composite Share Price Index vs Shares and Derivatives Transactions Value

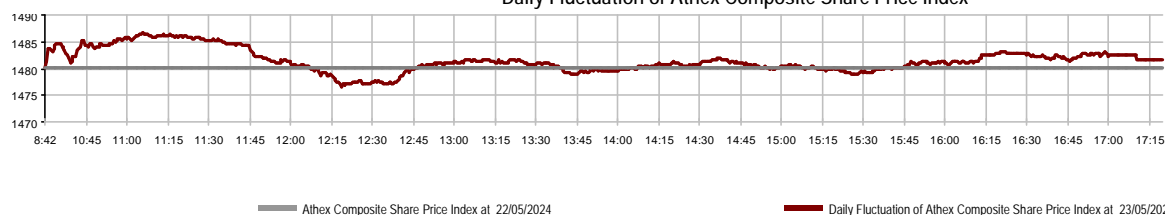


Athex Capitalisation (mill. €) **:	102,063.62		Derivatives Total Open Interest	510,994
Daily change: mill. €   %	40.63	0.04%	in Index Futures   % daily chng	4,863 1.06%
Yearly Avg Capitalisation: mill. €   % chng prev year Avg	96,314.62	19.81%	in Stock Futures   % daily chng	504,939 0.71%
Athex Composite Share Price Index   % daily chng	1,481.65	0.11%	in Index Options   % daily chng	700 0.43%
Athex Composite Share Price Index Capitalisation (mill. €)	92,817.44		in Stock Options   % daily chng	492 4.02%
Daily change (mill. €)	70.48			
Securities' Transactions Value with Block Trades Method 6-1 (t	98,036.79		Derivatives Contracts Volume:	15,175
Daily change: %	-332,748.07	-77.24%	Daily change: pieces   %	-7,659 -33.54%
YtD Avg Trans. Value: thou. €   % chng prev year Avg	144,350.36	31.74%	YtD Avg Derivatives Contracts % chng prev year Avg	36,429 -17.14%
Blocks Transactions Value of Method 6-1 (thou. €)	7,851.14		Derivatives Trades Number:	1,367
Blocks Transactions Value of Method 6-2 & 6-3 (thou. €)	0.36		Daily change: number   %	-412 -23.16%
Bonds Transactions Value (thou.€)	1,550.30		YtD Avg Trades number % chng prev year Avg	2,031 -12.84%
Securities' Transactions Volume with Block Trades Method 6-1 (tho	18,599.58		Lending Total Open Interest	366,906
Daily change: thou. pieces   %	-13,999.64	-42.94%	Daily change: pieces   %	107,967 41.70%
YtD Avg Volume: % chng prev year Avg	32,085.86	-4.56%	Lending Volume (Multilateral/Bilateral)	2,300
Blocks Transactions Volume of Method 6-1 (thou. Pieces)	3,898.22		Daily change: pieces   %	-111,567
Blocks Transactions Volume of Method 6-2 & 6-3 (thou. Pieces)	0.22		Multilateral Lending	2,300
Bonds Transactions Volume	1,568,000		Bilateral Lending	0
Securities' Trades Number with Block Trades Method 6-1	35,113		Lending Trades Number:	1
Daily change: number   %	-20,982	-37.40%	Daily change: %	-9
YtD Avg Trades number % chng prev year Avg	41,455	14.44%	Multilateral Lending Trades Number	1
Number of Blocks Method 6-1	9		Bilateral Lending Trades Number	0
Number of Blocks Method 6-2 & 6-3	1			
Number of Bonds Transactions	204			

Athex Capitalisation (mill. €) \*\*



Daily Fluctuation of Athex Composite Share Price Index



## Athex Indices

Index name	23/05/2024	22/05/2024	pts.	%	Min	Max	Year min	Year max	Year change
Athex Composite Share Price Index	1,481.65 #	1,480.09	1.56	0.11%	1,476.55	1,486.60	1,293.14	1,505.35	14.58% #
Athex Composite Index Total Return Index	2,715.48 #	2,712.62	2.86	0.11%	2,706.14	2,724.56	2,355.44	2,756.70	15.29% #
Athex ESG Index	1,687.50 €	1,688.25	-0.75	-0.04%	1,683.51	1,696.09	1,471.77	1,722.97	14.66% #
ATHEX Alternative Market Price Index	14,150.77 #	14,025.46	125.31	0.89%	14,025.46	14,275.36	9,352.11	15,217.49	51.31% #
FTSE/Athex Large Cap	3,589.74 €	3,590.16	-0.42	-0.01%	3,580.83	3,607.63	3,122.79	3,665.50	14.95% #
FTSE/Athex Mid Cap Index	2,379.64 €	2,381.93	-2.29	-0.10%	2,372.36	2,389.58	2,167.92	2,459.55	5.72% #
FTSE/ATHEX High Dividend Yield Index	4,144.03 #	4,127.96	16.07	0.39%	4,124.89	4,158.99	3,752.57	4,217.66	9.88% #
FTSE/Athex Market Index	857.67 €	857.96	-0.29	-0.03%	855.72	861.92	746.82	875.18	14.84% #
FTSE/Athex Banks	1,306.48 €	1,316.35	-9.87	-0.75%	1,301.42	1,323.35	1,057.67	1,349.28	23.06% #
FTSE/ATHEX TECHNOLOGY & TELECOMMUNICAT	5,518.16 €	5,561.49	-43.33	-0.78%	5,518.16	5,577.06	4,915.95	5,705.00	8.79% #
FTSE/ATHEX FINANCIAL SERVICES	6,141.50 €	6,186.12	-44.62	-0.72%	6,117.71	6,218.38	4,996.31	6,339.99	22.48% #
FTSE/ATHEX REAL ESTATE	4,742.09 €	4,794.80	-52.71	-1.10%	4,726.77	4,817.63	4,639.72	5,120.52	-4.40% €
FTSE/ATHEX CONSUMER DISCRETIONARY	5,203.86 #	5,161.29	42.57	0.82%	5,155.03	5,235.62	4,993.33	5,557.48	3.75% #
FTSE/ATHEX CONSUMER STAPLES	6,357.30 #	6,351.87	5.43	0.09%	6,323.85	6,401.31	5,069.68	6,458.99	24.94% #
FTSE/ATHEX INDUSTRIALS	6,439.22 #	6,332.88	106.34	1.68%	6,332.88	6,441.32	5,044.08	6,445.12	26.72% #
FTSE/ATHEX BASIC MATERIALS	5,369.91 #	5,343.28	26.63	0.50%	5,247.60	5,369.91	4,577.28	5,876.05	10.27% #
FTSE/ATHEX ENERGY & UTILITIES	5,323.03 #	5,308.83	14.20	0.27%	5,289.13	5,341.22	4,961.47	5,474.06	6.72% #
Athex All Share Index	342.19 #	342.05	0.14	0.04%	342.19	342.19	304.60	347.29	13.31% #
Hellenic Mid & Small Cap Index	2,132.53 #	2,123.50	9.03	0.43%	2,118.01	2,132.55	1,929.00	2,157.15	10.55% #
FTSE/Athex Large Cap Total Return	5,974.33 €	5,975.03	-0.70	-0.01%			5,201.70	6,088.15	15.62% #
FTSE/Athex Mid Cap Total Return	3,204.72 €	3,207.80	-3.08	-0.10%			2,922.90	3,302.69	5.72% #
MSCI GREECE REBASED	5,679.11 €	5,688.78	-9.67	-0.17%	5,664.39	5,717.13	4,984.69	5,837.84	13.93% #
Hellenic Corporate Bond Index	131.94 #	131.93	0.01	0.01%			129.54	131.96	1.77% #
Hellenic Corporate Bond Price Index	91.13 €	91.13	0.00	0.00%			90.52	91.29	0.53% #

Note 1: FTSE/Med 100, Hellenic Corporate Bond Price Index and Hellenic Corporate Bond Index closing prices refer to the previous trading day of 21/05/2024.

Note 2: The Hellenic Mid & Small Cap Index is a Customized index calculated by the Athens Exchange.

## Analytic Figures for Athex Market's Boards and Categories

	Total Traded Securities	Main Market	Surveillance	Exchange Traded Funds (ETFs)
Totals	127	117	9	1
Gain / Lose / Same:	46 / 59 / 22	44 / 55 / 18	2 / 4 / 3	0 / 0 / 1
Athex Capitalisation (mill. €) **	102,063.62	101,990.97	72.65	
Daily Average Trans/ons Value(thou.€)	144,350.36	144,124.30	43.56	305.51
Transactions Value	98,037.15	97,904.02	39.58	93.55
Main Board:	90,185.64	90,052.51	39.58	93.55
Blocks Board 6_2_3:	7,851.51	7,851.51	0.00	0.00
Forced Sales Board:	0.00	0.00	0.00	0.00
Special Terms Board:	0.00	0.00	0.00	0.00
Daily Average Transactions Volume	32,085,856	31,903,652	193,059	8,875
Transactions Volume	18,599,798	18,446,661	150,563	2,574
Main Board:	14,701,360	14,548,223	150,563	2,574
Blocks Board 6_2_3:	3,898,438	3,898,438	0	0
Forced Sales Board:	0	0	0	0
Special Terms Board:	0	0	0	0
Daily Average Number of Trades	41,455	41,326	75	55
Number of Trades	35,114	34,998	90	26
Main Board:	35,104	34,988	90	26
Blocks Board 6_2_3:	10	10	0	0
Forced Sales Board:	0	0	0	0
Special Terms Board:	0	0	0	0

## Trading Details by Athex Sectors and Financial Instruments (ETFs)

Code	Sectors	Gain / Lose / Same	Number of Trades	Transactions Volume	Transactions Value	% of Total Trans. Value
3010	- Banks	1 / 6 / 0	8,657	9,173,364	30,575,614.52	31.19%
5510	- Basic Resources	5 / 6 / 3	1,618	653,636	2,378,307.57	2.43%
5010	- Construction & Materials	8 / 6 / 1	2,946	958,165	5,687,139.60	5.80%
4020	- Consumer Products & Services	2 / 2 / 2	249	56,361	159,000.03	0.16%
6010	- Energy	2 / 1 / 1	2,793	374,436	6,932,832.06	7.07%
12000	- Financial Instruments	0 / 0 / 1	26	2,574	93,547.31	0.10%
3020	- Financial Services	2 / 3 / 0	275	43,181	227,211.91	0.23%
4510	- Food Beverage & Tobacco	3 / 2 / 3	174	32,451	435,175.77	0.44%
2010	- Health Care	2 / 0 / 1	125	165,365	158,244.95	0.16%
5020	- Industrial Goods & Services	5 / 8 / 4	3,012	693,468	4,237,757.34	4.32%
3030	- Insurance	0 / 0 / 1	17	2,027	9,926.31	0.01%
4030	- Media	0 / 1 / 1	10	18,140	8,145.06	0.01%
4520	- Personal Care, Drug & Grocery Stores	1 / 1 / 0	403	48,234	510,653.16	0.52%
3510	- Real Estate	4 / 6 / 2	978	3,363,554	3,779,060.21	3.85%
4040	- Retail	5 / 1 / 0	1,570	239,455	4,787,723.83	4.88%
1010	- Technology	2 / 7 / 1	1,388	444,375	1,804,992.39	1.84%
1510	- Telecommunications	0 / 2 / 0	1,404	311,713	4,308,986.09	4.40%
4050	- Travel & Leisure	2 / 3 / 1	3,493	956,086	9,281,384.66	9.47%
6510	- Utilities	2 / 4 / 0	5,976	1,063,213	22,661,445.23	23.12%

## Top 10 best &amp; worst performing Shares

## Main Market

With positive Price change	Closing price	change	With negative Price change	Closing price	change
VIOHALCO SA/NV (CB)	6.58	4.11% #	QUEST HOLDINGS (CR)	5.48	-4.03% €
CENERGY HOLDINGS (CB)	9	4.05% #	ELVALHALCOR (CR)	1.982	-3.79% €
PROFILE SA (CR)	5.22	3.98% #	DIMAND (CR)	8.77	-3.63% €
GEK TERNA (CR)	16.72	2.70% #	KLOUKINAS - LAPPAS SA (CR)	1.63	-2.10% €
MOTOR OIL (CR)	28.56	2.66% #	INTRACOM HOLDINGS (CR)	3.615	-2.03% €
ELLAKTOR (CR)	2.67	2.30% #	KARELIA (CR)	332	-1.78% €
AS COMPANY SA (CR)	2.77	2.21% #	MIG (CR)	3.91	-1.76% €
BIOKARPET S.A.(CR)	2.67	1.91% #	QUALITY & RELIABILITY SA (CR)	1.25	-1.58% €
FOURLIS (CR)	4.17	1.71% #	ALPHA TRUST HOLDINGS (CR)	8.26	-1.43% €
TECHNICAL OLYMPIC SA (CR)	2.75	1.48% #	CPI SA (CR)	0.702	-1.40% €
With the highest Transactions Value	Value (thou. €)	change	With the highest Transactions Volume	Volume	change
MYTILINEOS (CR)	16,732.94	0.11% #	ORILINA PROPERTIES REIC (CR)	3,141,936	-0.64% €
NATIONAL BANK (CR)	10,263.92	-0.60% €	ALPHA SERVICES HOLD (CR)	3,077,223	-1.18% €
PIRAEUS FINANCIAL HOLD (CR)	7,768.55	-0.90% €	EUROBANK HOLDINGS (CR)	2,659,613	-0.52% €
OPAP (CR)	7,485.02	0.47% #	PIRAEUS FINANCIAL HOLD (CR)	2,055,300	-0.90% €
EUROBANK HOLDINGS (CR)	5,548.00	-0.52% €	NATIONAL BANK (CR)	1,233,958	-0.60% €
MOTOR OIL (CR)	5,546.32	2.66% #	OPAP (CR)	498,158	0.47% #
ALPHA SERVICES HOLD (CR)	5,275.22	-1.18% €	MYTILINEOS (CR)	451,183	0.11% #
JUMBO SA (CR)	4,542.22	1.47% #	ELLAKTOR (CR)	408,851	2.30% #
OTE (CR)	4,290.04	-0.14% €	ELVALHALCOR (CR)	352,297	-3.79% €
PPC (CR)	2,986.77	-0.85% €	INTRALOT (CR)	334,837	-0.69% €

Note: Stocks that are not included in the "Under Supervision" category, and the transactions value is more than 10,000 €.

## Derivatives Summary

	Number of Trades	Volume	Open Interest
Index Futures	80	361	4,863
FTSE/Athex Banks	3	11	873
FTSE/Athex Large Cap	77	350	3,977
MSCI GREECE REBASED	0	0	13
Stock Futures	1,274	14,666	504,939
ADMIE (IPTO) HOLDING S.A. (CR)	67	636	27,783
AEGEAN AIRLINES (CR)	51	311	4,058
ALPHA SERVICES HOLD (CR)	153	6,180	175,253
ATHENS INTL AIRPORT (CR)	61	549	1,554
AUTOHELLAS SA (CR)	0	0	207
AVAX S.A. (CR)	6	16	974
CC HBC AG (CR)	1	1	50
CENERGY HOLDINGS (CB)	18	53	4,028
ELLAKTOR (CR)	48	400	4,797
ELVALHALCOR (CR)	31	114	4,846
EUROBANK HOLDINGS (CR)	32	613	28,424
EYDAP S.A. (CR)	0	0	4,344
FOURLIS (CR)	1	2	1,117
GEK TERNA (CR)	55	222	15,910
HELLENIC EXCHANGES-A.S.E. (CR)	6	29	8,683
HELLENIQ ENERGY (CR)	21	94	5,568
INTRACOM HOLDINGS (CR)	18	75	7,947
INTRAKAT (CR)	0	0	2,174
JUMBO SA (CR)	4	10	563
LAMDA DEVELOPMENT SA (CR)	1	2	7,523
MIG (CR)	0	0	142
MOTOR OIL (CR)	18	73	381
MYTILINEOS (CR)	48	273	6,074
NATIONAL BANK (CR)	58	218	10,548
OPAP (CR)	38	79	2,654
OPTIMA BANK (CR)	3	25	194
OTE (CR)	9	29	6,062
P.P.A. S.A. (CR)	0	0	128
PIRAEUS FINANCIAL HOLD (CR)	222	3,397	101,306
PPC (CR)	99	444	33,916
QUEST HOLDINGS (CR)	5	16	304
TERNA ENERGY (CR)	57	273	32,324
TITAN CEMENT (CB)	3	11	173
VIOHALCO SA/NV (CB)	140	521	4,930
Index Options	13	148	700
FTSE/Athex Large Cap	13	148	700
Stock Options	0	0	492
ALPHA SERVICES HOLD (CR)	0	0	0
NATIONAL BANK (CR)	0	0	364
OPAP (CR)	0	0	64
OTE (CR)	0	0	18
PIRAEUS FINANCIAL HOLD (CR)	0	0	0
PPC (CR)	0	0	46
<b>Total Derivatives Traded</b>	<b>1,367</b>	<b>15,175</b>	<b>510,994</b>



Number of Outstanding Securities	Nominal Value	Dividends [1]			Date of Last Coupon		Note	Shares	Closing price	% change	Previous closing price/date	Open price	Price min	Price max	Last price	Avg price	Last Bid [7]	Last Ask [7]	P/E after tax	Year	Volume	Trades	Transactions Value[8]	Company Mkt Value (thou. €)	Year low	Year high	Sector[4]		
2021	2022	2023	Dividend [2]	Right																									
2,352,839,697	0.290	--	--	--	07/04/2008	18/04/2017	--	ALPHA SERVICES HOLD (CR)	1.7115	-1.18	€	1.732	22/05/2024	1.738	1.7015	1.74	1.7115	1.714	1176@1.71	29952@1.71	--	--	3,077,223	1,836	5,275,219.56	4,026,885.14	1.504	1.79	30101010
36,353,868	1.00	--	(0.025)	--	10/07/2023	21/08/2023	--	AUSTRIACARD (CB)	5.99	-1.15	€	6.06	22/05/2024	6.06	5.96	6.07	5.99	6.007	280@5.98	1849@6.00	--	--	65,980	271	396,334.48	217,759.67	5.8	6.8	10101010
48,624,764	0.080	0.46	0.65	0.7	22/04/2024	05/12/2022	--	AUTOHELLAS SA (CR)	12	--	~	12	22/05/2024	12	11.92	12.14	12	12.033	49@11.96	250@12.04	--	--	11,000	158	132,364.76	583,497.17	11.92	14.1	40201040
190,162,681	--	--	0.05	--	19/06/2023	07/12/2016	--	CENERGY HOLDINGS (CB)	9	4.05	P	8.65	22/05/2024	8.72	8.63	9	9	8.786	200@8.96	12009@9.00	--	--	146,770	561	1,289,570.47	1,711,464.13	6.71	9	50202010
373,175,988	6.70	0.71	0.78	--	25/05/2023	29/04/2013	--	CC HBC AG (CR)	32.46	-0.25	€	32.54	22/05/2024	32.5	32.46	32.74	32.46	32.574	148@32.46	8977@32.48	--	--	8,754	60	285,148.74	113,292.57	25.66	33	45101020
3,716,479,777	0.220	--	--	--	02/05/2008	20/05/2019	--	EUROBANK HOLDINGS (CR)	2.092	-0.52	€	2.103	22/05/2024	2.103	2.073	2.123	2.092	2.086	1133@2.09	8177@2.09	--	--	2,659,613	1,802	5,547,995.72	7,774,875.69	1.599	2.176	30101010
52,131,944	1.00	0.1102	0.11	--	29/06/2023	23/07/2019	--	FOURLIS (CR)	4.17	1.71	P	4.1	22/05/2024	4.1	4.09	4.17	4.17	4.118	500@4.12	6678@4.17	--	--	26,521	96	109,226.51	217,390.21	3.85	4.37	40401010
305,635,185	2.18	0.1	0.3	0.3	10/01/2024	01/10/2003	--	HELLENIO ENERGY (CR)	8.38	-0.24	€	8.4	22/05/2024	8.525	8.32	8.525	8.38	8.385	14@8.38	161@8.39	--	--	162,541	708	1,362,836.46	2,561,222.85	7.03	8.81	60101020
48,003,921	0.400	--	--	--	30/08/1993	26/06/2023	--	IDEAL HOLDINGS (CR)	6.17	-1.12	€	6.24	22/05/2024	6.26	6.15	6.29	6.17	6.201	12@6.15	769@6.18	--	--	26,227	146	162,629.58	296,184.19	5.8	6.78	10102030
83,600,000	0.760	--	--	--	03/07/2007	17/07/2023	--	INTRACOM HOLDINGS (CR)	3.615	-2.03	€	3.69	22/05/2024	3.64	3.615	3.72	3.615	3.645	174@3.62	100@3.63	--	--	33,833	170	123,316.89	302,214.00	3.14	4.335	10101010
160,523,985	0.300	--	--	--	12/08/2008	30/12/2022	--	INTRAKAT (CR)	5.21	0.19	P	5.2	22/05/2024	5.21	5.16	5.21	5.21	5.191	76@5.20	4228@5.21	--	--	41,040	188	213,026.13	836,329.96	4.46	5.64	50101010
136,059,759	0.880	0.77	0.322	--	19/03/2024	05/03/2014	--	JUMBO SA (CR)	27.6	1.47	P	27.2	22/05/2024	27	27	27.86	27.6	27.588	1195@27.58	262@27.64	--	--	164,647	1,328	4,542,218.70	3,755,249.35	24.44	30.1	40401010
176,736,715	0.300	--	--	--	30/05/2007	27/11/2019	--	LAMDA DEVELOPMENT SA (CR)	6.78	-0.29	€	6.8	22/05/2024	6.85	6.76	6.87	6.78	6.806	63@6.77	586@6.78	--	--	44,958	342	305,981.46	1,198,274.93	6.15	7.31	35101010
27,345,120	0.280	--	--	--	18/07/2005	26/02/2014	--	QUALITY & RELIABILITY SA (CR)	1.25	-1.58	€	1.27	22/05/2024	1.26	1.24	1.28	1.25	1.255	500@1.25	3849@1.26	--	--	128,002	136	160,666.06	34,181.40	0.6	1.62	10101010
107,222,688	0.440	(0.5667)	0.2	--	20/06/2023	16/03/2022	--	QUEST HOLDINGS (CR)	5.48	-4.03	€	5.71	22/05/2024	5.66	5.46	5.68	5.48	5.522	329@5.48	22@5.49	--	--	112,446	394	620,936.22	587,580.33	5.02	6.25	10101010
78,325,475	--	0.6	--	--	28/06/2023	23/07/2019	--	TITAN CEMENT (CB)	32.2	1.10	P	31.85	22/05/2024	31.75	31.75	32.2	32.2	32.034	238@32.10	914@32.20	--	--	60,484	560	1,937,529.95	2,522,080.30	20.9	32.2	50101030
259,189,761	0.1	0.12	--	--	19/06/2023	26/02/2016	--	VIOHALCO SANV (CB)	6.58	4.11	P	6.32	22/05/2024	6.33	6.28	6.58	6.58	6.431	13@6.46	2284@6.58	--	--	242,878	781	1,561,898.07	1,705,468.63	5.03	6.58	55102015
148,321,516	0.300	--	0.07	--	19/06/2023	22/01/2020	--	AVAX S.A. (CR)	1.606	-0.86	€	1.62	22/05/2024	1.626	1.606	1.64	1.606	1.62	129@1.61	100@1.62	--	--	66,700	153	108,068.59	238,204.35	1.326	1.884	50101010
232,000,000	2.12	0.0854	0.0682	0.0582	04/10/2023	19/06/2017	--	ADMIE (PTO) HOLDING S.A. (CR)	2.275	-0.22	€	2.28	22/05/2024	2.28	2.24	2.295	2.275	2.269	356@2.27	3006@2.28	8.98	2023	184,245	317	418,136.92	527,800.00	2.08	2.425	65101015
90,167,100	0.500	--	--	0.7515	20/05/2024	24/05/2021	--	AEGEAN AIRLINES (CR)	12.43	0.24	P	12.4	22/05/2024	12.49	12.18	12.59	12.43	12.386	1517@12.43	28@12.47	--	--	110,616	820	1,370,055.16	1,120,777.05	11.08	13.47	40501010
103,423,291	0.570	--	--	--	01/08/2011	23/08/2023	--	GEK TERNA (CR)	16.72	2.70	P	16.28	22/05/2024	16.36	16.2	16.88	16.72	16.649	200@16.66	110@16.76	--	--	122,151	868	2,033,736.30	1,729,237.43	12.98	17.1	50101010
382,000,000	2.48	--	--	--	20/07/2015	12/12/2001	--	PPC (CR)	11.62	-0.85	€	11.72	22/05/2024	11.78	11.62	11.85	11.62	11.691	5@11.61	136@11.72	--	--	255,483	947	2,986,770.90	4,438,840.00	10.85	12.67	65101015
300,000,000	1.00	--	--	0.33	21/05/2024	07/02/2024	--	ATHENS INTL AIRPORT (CR)	8.312	-0.05	€	8.316	22/05/2024	8.316	8.3	8.4	8.312	8.343	305@8.31	50@8.39	--	--	306,508	1,870	2,557,213.30	2,493,600.00	8.104	9.56	50206060
914,715,153	1.00	--	--	--	16/05/2008	29/08/2018	--	NATIONAL BANK (CR)	8.31	-0.60	€	8.36	22/05/2024	8.36	8.246	8.398	8.31	8.318	68178@8.31	502@8.31	--	--	1,233,958	2,147	10,263,921.57	7,601,282.92	6.222	8.65	30101010
11,250,000	0.520	0.0405	0.08	--	07/08/2023	09/11/2015	--	EKTER SA (CR)	4.07	-0.49	€	4.09	22/05/2024	4.09	4.07	4.16	4.07	4.106	32@4.07	513@4.11	--	--	15,223	106	62,498.50	45,787.50	3.75	4.76	50101010
375,241,586	0.390	0.03	0.06	--	26/06/2023	14/07/2006	--	ELVALHALCOR (CR)	1.982	-3.79	€	2.06	22/05/2024	2.04	1.978	2.05	1.982	1.997	14725@1.98	4646@1.99	--	--	352,297	658	703,497.77	743,728.82	1.768	2.435	55102015
348,192,005	0.040	--	--	--	05/07/2011	16/07/2021	--	ELLAKTOR (CR)	2.67	2.30	P	2.61	22/05/2024	2.61	2.61	2.715	2.67	2.665	2262@2.67	65@2.69	--	--	408,851	785	1,089,662.13	929,672.65	2.38	2.84	50101010
60,348,000	0.420	0.1515	0.1565	--	14/06/2023	04/08/2021	--	HELLENIC EXCHANGES-A.S.E. (CR)	5.18	0.98	P	5.13	22/05/2024	5.16	5.15	5.2	5.18	5.18	10@5.17	50@5.19	--	--	36,624	201	189,700.26	312,602.64	4.825	5.92	30202015
106,500,000	0.600	0.28	0.02	--	13/09/2023	13/09/2021	--	EYDAP S.A. (CR)	5.89	-0.84	€	5.94	22/05/2024	5.95	5.81	5.96	5.89	5.864	10@5.84	3708@5.89	--	--	39,852	241	233,684.03	627,285.00	5.38	6.15	65102030
604,095,621	0.300	--	--	--	30/05/2013	10/10/2023	--	INTRALOT (CR)	1.156	-0.69	€	1.164	22/05/2024	1.164	1.152	1.172	1.156	1.161	16689@1.16	717@1.16	--	--	334,837	237	388,597.37	698,334.54	1.014	1.264	40501020
110,782,980	0.750	0.9054	1.6299	0.4091	18/12/2023	04/11/2013	--	MOTOR OIL (CR)	28.56	2.66	P	27.82	22/05/2024	27.7	27.58	28.56	28.56	27.987	300@28.50	538@28.58	--	--	198,177	2,003	5,546,318.26	3,163,961.91	23.56	28.56	60101020
142,891,161	0.970	0.4341	1.24	--	27/06/2023	07/07/2017	--	MYTILINEOS (CR)	37.06	0.11	P	37.02	22/05/2024	37.2	36.84	37.38	37.06	37.087	24@37.04	1500@37.08	--	--	451,183	3,766	16,732,941.72	5,295,546.43	33	39.56	65102000
370,062,741	0.300	0.6	1	1.6123	29/04/2024	19/06/2023	--	OPAP (CR)	14.95	0.47	P	14.88	22/05/2024	14.95	14.95	15.16	14.95	15.025	730@14.94	284@15.05	--	--	498,158	2,393	7,485,019.34	5,532,437.98	14.88	17.35	40501020
418,002,013	2.83	0.8231	0.5888	--	05/07/2023	18/06/1998	--	OTE (CR)	13.78	-0.14	€	13.8	22/05/2024	13.8	13.78	13.99	13.78	13.875	300@13.78	2668@13.95	--	--	309,191	1,381	4,290,042.17	5,760,067.74	12.76	14.51	15102015
1,250,367,223	0.930	--	--	--	16/05/2008	14/04/2021																							

Number of Outstanding Securities	Nominal Value	Dividends [1]			Date of Last Coupon Dividend [2]	Coupon Right	Note	Shares	Closing price	% change	Previous closing price/date	Open price	Price min	Price max	Last price	Avg price	Last Bid [7]	Last Ask [7]	P/E after tax	Year	Volume	Trades	Transactions Value[8]	Company Mkt Value (thou. €)	Year low	Year high	Sector[4]
73,694,142	3.45	---	---	---	04/10/2023	---	OPTIMA BANK (CR)	11.64	-0.34	€ 11.68 22/05/2024	11.72	11.6	11.72	11.64	11.659	312@11.62	2618@11.66	---	---	145,834	822	1,700,320.46	857,799.81	7.24	11.82	30101010	
<b>Main Market - Medium Liquidity Class</b>																											
13,126,020	0.660	0.1163	0.1158	---	26/07/2023	04/09/2020	---	AS COMPANY SA (CR)	2.77	2.21	€ 2.71 22/05/2024	2.7	2.7	2.85	2.77	2.762	1000@2.74	110@2.80	---	---	35,412	60	97,817.48	36,359.08	2.32	2.85	40401030
14,000,000	1.95	3.42	0.26	---	19/07/2023	26/03/2024	---	ALPHA REAL ESTATE (CR)	7.06	-1.94	€ 7.2 22/05/2024	7.2	7.02	7.2	7.06	7.087	305@7.04	404@7.10	---	---	711	10	5,038.92	98,840.00	6.88	11.75	35101015
3,114,144	0.360	0.3427	0.2304	0.563	20/05/2024	02/06/2020	---	ALPHA TRUST HOLDINGS (CR)	8.26	-1.43	€ 8.38 22/05/2024	8.36	8.2	8.36	8.26	8.25	5@8.20	250@8.60	---	---	1,515	19	12,499.50	25,722.83	5.9	8.6	30202010
243,164,193	0.300	---	---	---	30/12/2021	05/12/2023	---	ATTICA HOLDINGS (CR)	2.4	-0.83	€ 2.42 22/05/2024	2.41	2.39	2.45	2.4	2.414	2375@2.39	1300@2.43	---	---	8,499	25	20,515.17	583,594.06	1.86	2.58	40501015
35,764,593	2.10	0.075	0.1046	---	02/05/2023	25/11/2019	---	BRIQ PROPERTIES (CR)	2	-0.50	€ 2.01 22/05/2024	1.985	1.985	2	2	1.997	1500@2.00	3813@2.00	---	---	26,144	44	52,204.55	71,529.19	1.865	2.01	35102030
101,123,806	0.360	---	---	---	22/07/2010	28/06/2011	---	CENTRIC HOLDINGS (CR)	0.374	-0.27	€ 0.375 22/05/2024	0.373	0.37	0.377	0.374	0.371	2@0.373	6477@0.374	---	---	32,954	29	12,237.78	37,820.30	0.353	0.467	40203040
784,500	10.00	0.3	---	0.2508	30/11/2023	31/07/2018	---	CNL CAPITAL (CR)	7.85	1.29	€ 7.75 22/05/2024	7.8	7.8	7.85	7.85	7.82	245@7.80	100@7.90	---	2022	255	4	1,994.00	6,158.33	6.65	9	30202010
10,567,700	0.300	---	---	---	06/10/2005	13/02/2002	---	CPI SA (CR)	0.702	-1.40	€ 0.712 22/05/2024	0.692	0.69	0.708	0.702	0.696	2000@0.694	250@0.704	---	---	27,550	51	19,161.18	7,418.53	0.606	0.99	10102030
18,680,300	0.050	---	---	---	06/07/2022	---	---	DIMAND (CR)	8.77	-3.63	€ 9.1 22/05/2024	9.16	8.59	9.16	8.77	8.81	208@8.77	208@8.81	---	---	25,565	291	225,237.00	163,826.23	8.59	10.95	35101010
54,200,000	0.075	0.035	0.074	---	18/07/2023	23/11/2021	---	EPSILON NET (CR)	12	-0.17	€ 12.02 22/05/2024	12	12	12.02	12	12.00	61609530@12.00	839@12.02	---	---	9,146	35	109,793.66	650,400.00	8.8	12.1	10101015
10,500,000	2.40	0.29	0.3	---	16/05/2023	02/04/2024	---	INTERCONTINENTAL (CR)	4.66	5.91	€ 4.4 22/05/2024	4.68	4.58	4.7	4.58	4.652	350@4.50	908@4.56	8.01	2023	1,700	6	7,908.00	48,930.00	4.18	6.9	35102000
167,868,482	0.300	---	---	---	20/08/2007	28/11/2022	---	LAVIPHARM SA (CR)	0.964	0.42	€ 0.96 22/05/2024	0.968	0.942	0.977	0.964	0.956	500@0.957	332@0.964	---	---	165,114	119	157,824.75	161,825.22	0.76	1.01	20103015
4,740,000	0.860	---	---	---	14/03/2003	---	---	LOGISMOS S.A. (CR)	1.4	---	€ 1.4 22/05/2024	---	---	---	---	---	250@1.37	25@1.40	-(6)	2023	---	---	---	6,636.00	1.13	1.48	10101015
17,120,280	0.940	0.06	---	---	27/06/2022	26/06/2023	---	LOULIS FOOD (CR)	2.74	1.11	€ 2.71 22/05/2024	2.7	2.69	2.74	2.74	2.699	210@2.68	360@2.74	---	---	6,862	16	18,521.05	46,909.57	2.6	3.09	45102020
4,419,616	1.58	---	0.1531	---	10/07/2023	04/03/2015	---	MEDICON S.A (CR)	2.99	3.46	€ 2.89 22/05/2024	2.99	2.99	2.99	2.99	2.99	189@2.86	984@2.93	---	---	2	1	5.98	13,214.65	2.81	3.49	20102010
10,500,000	0.950	---	---	---	24/06/2008	21/07/2023	---	MEVACO SA (CR)	3.83	-3.04	€ 3.95 22/05/2024	3.82	3.82	3.91	3.83	3.874	56@3.83	200@3.90	---	2022	2,328	11	9,018.30	40,215.00	3.62	4.32	55102015
31,317,025	0.400	---	---	---	26/04/2007	10/05/2023	---	MIG (CR)	3.91	-1.76	€ 3.98 22/05/2024	3.93	3.9	4.05	3.91	3.962	47@3.91	10@3.96	---	---	3,358	30	13,302.97	122,449.57	3.71	4.9	30202000
138,218,440	0.870	---	---	---	11/12/2023	---	---	ORILINA PROPERTIES REIC (CR)	0.925	-0.64	€ 0.931 22/05/2024	0.932	0.921	0.935	0.929	0.94	2500@0.925	100@0.936	---	---	3,141,936	60	2,953,225.06	127,852.06	0.845	0.9628	35102000
87,127,162	0.500	---	---	---	08/06/2023	28/07/2021	---	PREMIA (CR)	1.188	0.34	€ 1.184 22/05/2024	1.184	1.178	1.19	1.188	1.184	2500@1.18	10899@1.19	---	---	36,253	62	42,921.56	103,507.07	1.112	1.256	35102000
24,586,446	0.230	---	0.04	---	03/07/2023	08/06/2022	---	PROFILE SA (CR)	5.22	3.98	€ 5.02 22/05/2024	5.02	5	5.26	5.22	5.101	500@5.19	97@5.22	---	---	34,260	163	174,771.29	128,341.25	3.925	5.43	10101010
6,456,530	1.08	0.12	0.1314	---	17/07/2023	02/08/2010	---	SPACE HELLAS SA (CR)	7.5	-0.79	€ 7.56 22/05/2024	7.5	7.48	7.56	7.5	7.511	22@7.44	224@7.54	---	---	2,522	23	18,943.92	48,423.98	7	8.48	15101010
120,528,771	1.60	---	---	---	10/11/2023	---	---	TRADE ESTATES REIC (CR)	1.77	1.03	€ 1.752 22/05/2024	1.758	1.758	1.77	1.77	1.764	565@1.77	595@1.77	---	---	27,561	58	48,630.38	213,335.92	1.626	1.798	35102045
17,190,046	0.300	---	---	---	16/11/1992	04/12/2023	---	UNIBIOS (CR)	1.34	---	€ 1.34 22/05/2024	1.36	1.33	1.36	1.34	1.337	500@1.32	109@1.35	---	---	20,388	41	27,254.60	23,034.66	1.08	1.475	50204000
13,000,000	0.650	---	---	---	01/08/2007	07/04/2000	5093	AKRITAS SA (CR)	0.825	-1.79	€ 0.84 22/05/2024	0.79	0.79	0.825	0.825	0.816	46@0.825	5@0.845	---	---	75	5	61.23	10,725.00	0.78	1.33	50101035
32,413,681	0.370	---	---	---	15/07/2009	11/05/2000	---	ALUMIL (CR)	2.81	1.08	€ 2.78 22/05/2024	2.785	2.74	2.83	2.81	2.796	8189@2.80	65@2.81	---	---	28,500	45	79,677.47	91,082.44	2.48	3.18	55102035
3,576,883	3.44	0.5109	---	0.316	13/05/2024	19/07/2022	---	ANDROMEDA SA (CR)	6.78	-0.88	€ 6.84 22/05/2024	6.88	6.66	6.88	6.78	6.799	50@6.64	45@6.78	3.75	2023	1,429	21	9,715.18	24,251.27	6.42	7.18	30204000
18,810,000	0.400	---	---	---	08/07/2010	14/11/2007	---	VARVERIS - MODA BAGNO SA (CR)	3.54	2.61	€ 3.45 22/05/2024	3.55	3.54	3.55	3.54	3.541	5@3.45	1941@3.54	---	---	307	7	1,086.98	66,587.40	1.9	3.55	40401025
23,986,500	1.04	---	---	---	26/06/2009	28/08/2023	---	BIOKARPET S.A.(CR)	2.67	1.91	€ 2.62 22/05/2024	2.68	2.6	2.74	2.67	2.73	500@2.60	84@2.67	---	---	56,367	37	153,898.77	64,043.96	2.47	3.13	50101035
6,325,000	0.600	0.19	0.153	---	03/07/2023	17/02/2014	---	VOYATZOGLOU (CR)	2.64	-0.75	€ 2.66 22/05/2024	2.64	2.54	2.64	2.54	2.638	20@2.48	255@2.58	---	---	515	6	1,358.50	16,698.00	2.16	2.7	50205010
24,060,000	0.300	0.055	0.075	0.075	14/05/2024	01/07/2019	---	GEN. COMMERCIAL & IND.SA (CR)	1.585	-0.31	€ 1.59 22/05/2024	1.545	1.54	1.59	1.585	1.594	605@1.55	314@1.59	10.72	2023	738	13	1,176.71	38,135.10	1.53	1.95	50205010
15,878,748	0.480	---	---	---	10/07/2006	22/03/2004	---	DOMIKI KRITIS SA (CR)	4.49	-1.21	€ 4.545 22/05/2024	4.5	4.42	4.5	4.49	4.466	3@4.44	47@4.49	---	---	2,497	27	11,150.67	71,295.58	3.07	4.88	50101010
34,720,000	0.310	---	---	---	16/06/2010	01/08/2007	---	DROMEAS SA (CR)	0.366	2.81	€ 0.356 22/05/2024	0.366	0.366	0.366	0.366	0.366	1000@0.351	2000@0.360	---	---	4,474	3	1,637.48	12,707.52	0.321	0.398	40202015
13,673,200	0.420	---	---	---	18/07/2008	26/07/2001	---	EVROFARMA SA (CR)	1.615	0.94	€ 1.6 22/05/2024	1.65	1.585	1.65	1.615	1.605	400@1.59	105@1.62	---	---	4,540	14	7,288.20	22,082.22	1.2	1.94	45102020
18,410,839	1.00	0.262	0.202	---	23/08/2023	10/09/2010	---	ELASTRON (CR)	2.3	1.77	€ 2.26 22/05/2024	2.3	2.28	2.3	2.3	2.292	41@2.28	1246@2.30	---	---	2,621	21	6,006.30	42,344.93	2.26	2.84	55102010
23,828,130	0.500	0.0737	---	---	18/07/2022	17/02/2009	---	ELINOIL S.A. (CR)	2.4	2.56	€ 2.34 22/05/2024	2.34	2.32	2.4	2.4	2.338	970@2.33	295@2.40	---	---	1,466	25	3,428.11	57,187.51	2.23	2.94	60101020
19,864,886	5.60	0.672	0.672	0.672	18/04/2024	02/07/2008	---	BANK OF GREECE (CR)	14.05	-0.71	€ 14.15 22/05/2024	14.2	14	14.2	14.05	14.106	88@14.05	2@14.20	---	---	1,214	36	17,124.90	279,101.65	13.6	15.85	30101010</

Number of Outstanding Securities	Nominal Value	Dividends [1]			Date of Last Coupon		Note	Shares	Closing price	% change	Previous closing price/date	Open price	Price min	Price max	Last price	Avg price	Last Bid [7]	Last Ask [7]	P/E after tax	Year	Volume	Trades	Transactions Value[8]	Company Mkt Value (thou. €)	Year low	Year high	Sector[4]	
		2021	2022	2023	Dividend [2]	Right																						
26,730,187	0.520	0.1	0.12	---	29/06/2023	01/08/2017	---	ELTON SA (CR)	1.89	0.75 P	1.876	22/05/2024	1.896	1.864	1.898	1.89	1.891	3100@1.87	50@1.89	---	---	6,060	27	11,457.74	50,520.05	1.74	2.36	50205010
30,000,000	0.050	0.09	0.1	---	09/06/2023	11/06/2020	---	ENTERSOFT (CR)	7.83	---	7.83	22/05/2024	7.83	7.83	7.83	7.83	7.83	500@7.82	25250@7.84	---	---	4,200	5	32,886.00	234,900.00	5.68	8.1	10101015
36,300,000	1.12	0.2186	---	---	14/09/2022	12/12/2007	---	THESSALONIKA WATER & SEWERAGE	3.16	-1.25 E	3.2	22/05/2024	3.2	3.15	3.2	3.16	3.16	970@3.16	68@3.17	---	---	7,592	35	23,992.96	114,708.00	3.15	3.58	65102030
15,083,480	0.150	---	---	---	02/06/2010	29/01/2024	---	EUROCONSULTANTS S.A. (CR)	1.315	---	1.315	22/05/2024	1.31	1.285	1.325	1.315	1.304	1316@1.29	300@1.32	---	---	58,171	135	75,867.13	19,834.78	1.1	1.42	50205020
114,320,400	0.100	0.01	---	---	26/11/2021	05/08/2019	---	IKTINOS HELLAS SA (CR)	0.408	---	0.408	22/05/2024	0.409	0.402	0.409	0.408	0.404	2000@0.404	4166@0.408	---	---	113,602	113	45,926.81	46,642.72	0.3995	0.599	50101035
8,636,132	0.450	---	0.02	---	17/07/2023	13/10/2014	---	ILYDA S.A. (CR)	1.675	1.21 P	1.655	22/05/2024	1.62	1.62	1.675	1.675	1.647	349@1.64	300@1.68	12.01	2023	2,731	17	4,497.03	14,465.52	1.29	2.02	10101015
3,417,600	0.100	0.016	0.016	---	03/07/2023	02/04/2024	---	INTERWOOD-XYLEMPORIA (PR)	0.535	11.46 P	0.48	22/05/2024	0.535	0.535	0.54	0.54	0.536	1000@0.340	1250@0.520	---	---	170	2	91.05	14,272.78	0.252	0.54	50101020
45,417,399	0.100	---	---	---	25/07/2008	02/04/2024	---	INTERWOOD-XYLEMPORIA (CR)	0.274	1.11 P	0.271	22/05/2024	0.273	0.272	0.276	0.274	0.273	2905@0.272	2000@0.274	---	---	53,633	55	14,657.82	14,272.78	0.261	0.3917	50101020
18,567,912	0.590	0.24	---	---	05/07/2023	26/01/2021	---	INTERLIFE G.C.I.(CR)	4.9	---	4.9	22/05/2024	4.9	4.86	4.92	4.9	4.897	200@4.88	40@4.90	6.64	2023	2,027	17	9,926.31	90,982.77	4.62	5.3	30302025
8,424,900	0.500	---	---	---	12/07/2010	04/07/2019	---	INTERTECH SA (CR)	1.21	-2.02 E	1.235	22/05/2024	1.22	1.18	1.23	1.21	1.204	51@1.20	180@1.21	20.98	2023	5,933	75	7,142.05	10,194.13	1.18	1.485	50205010
19,804,134	0.150	---	---	---	01/07/2004	06/11/2017	---	KEKROPS SA (CR)	1.48	-0.67 E	1.49	22/05/2024	1.49	1.47	1.495	1.48	1.473	400@1.48	161@1.50	-(6)	2023	16,472	36	24,267.08	29,310.12	1.455	1.965	35101010
40,219,218	0.260	---	---	---	29/08/2022	10/06/2019	---	KLOUKINAS - LAPPAS SA (CR)	1.63	-2.10 E	1.665	22/05/2024	1.66	1.605	1.66	1.63	1.625	310@1.61	1327@1.63	---	---	8,872	41	14,416.65	65,557.33	1.425	1.825	50101010
11,510,102	0.890	---	---	---	24/06/2005	06/10/1999	---	NAFPAKTOS TEXTILE (CR)	1	-0.99 E	1.01	22/05/2024	1.03	0.99	1.03	1	0.998	10@0.990	4705@1.00	---	---	1,105	13	1,102.26	11,510.10	0.9	1.34	55101020
21,224,340	0.420	0.02	---	---	06/09/2022	25/04/2006	---	KORDELLOS BROS SA (CR)	0.526	---	0.526	22/05/2024	0.524	0.508	0.532	0.526	0.517	800@0.518	130@0.526	---	2023	6,156	31	3,185.01	11,164.00	0.508	0.684	55102010
33,065,136	0.380	0.2001	0.2004	---	24/08/2023	16/09/2013	---	KRI-KRI S.A. (CR)	11.3	1.35 P	11.15	22/05/2024	11.1	11.05	11.3	11.3	11.136	121@11.20	401@11.30	11.58	2023	7,593	59	84,554.20	373,636.04	9.58	12.3	45102020
7,595,160	0.600	---	---	---	10/09/2019	18/08/2010	---	KIRIAKOULIS SHIPPING SA (CR)	1.33	---	1.33	22/05/2024	1.32	1.315	1.33	1.33	1.32	1500@1.13	437@1.33	---	---	3,626	10	4,787.62	10,101.56	0.95	1.65	40501015
6,200,000	0.500	---	---	---	22/06/2010	01/11/1995	---	MINERVA KNITWEAR (CR)	0.56	-0.88 E	0.565	22/05/2024	0.555	0.535	0.56	0.56	0.55	540@0.535	489@0.560	---	---	1,825	15	1,002.95	3,472.00	0.51	0.98	40204020
5,939,268	0.620	---	---	---	10/07/2003	03/01/2002	---	LANAKAM SA (CR)	1.02	2.00 P	1	22/05/2024	1.02	1.02	1.03	1.03	1.02	200@0.975	90@1.02	---	---	100	2	102.02	6,058.05	0.92	1.18	40401020
9,819,370	0.500	---	---	---	14/08/2007	09/01/2004	---	MATHIOS REFRACTORY SA (CR)	0.95	---	0.95	22/05/2024	0.9	0.9	0.95	0.95	0.924	700@0.900	1000@1.00	---	---	48	4	44.33	9,328.40	0.82	1.3	55101000
30,150,000	0.360	0.0401	0.0908	---	15/06/2023	25/04/2019	---	MOTODYNAMICS S.A. (CR)	3	-0.99 E	3.03	22/05/2024	3.005	2.93	3.075	3	2.989	246@2.93	650@3.02	---	---	12,468	77	37,272.14	90,450.00	2.83	3.34	40401030
43,200,000	1.00	0.0824	---	---	07/09/2022	13/09/2023	---	MPL KEDROS (CR)	3.37	---	3.37	22/05/2024	3.31	3.31	3.37	3.37	3.343	110@3.35	101@3.39	---	---	4,240	17	14,175.20	145,584.00	3.2	3.39	35102000
8,321,682	0.670	---	---	---	17/08/2007	23/11/1999	---	N. LEVENTERIS (CR)	0.342	3.01 P	0.332	22/05/2024	0.342	0.342	0.342	0.342	0.342	500@0.310	250@0.336	---	2023	150	1	51.30	3,528.74	0.27	0.4	55102010
2,160,524	0.670	---	---	---	03/12/2018	23/11/1999	---	N. LEVENTERIS (PR)	0.316	---	0.316	22/05/2024	---	---	---	---	---	2670@0.294	2500@0.348	---	2023	---	---	---	3,528.74	0.26	0.41	55102010
10,080,000	3.00	1.5	1.45	1.3	14/05/2024	27/08/2001	---	TPA SA (CR)	21.7	0.46 P	21.6	22/05/2024	21.6	21.3	21.8	21.7	21.531	97@21.20	81@21.70	---	---	1,839	32	39,596.40	218,736.00	21	23.5	50206060
25,000,000	2.00	0.628	1.04	---	07/08/2023	08/08/2003	---	P.P.A. S.A. (CR)	24.4	-0.20 E	24.45	22/05/2024	24.3	24.25	24.55	24.4	24.378	5@24.20	100@24.50	9.13	2023	2,324	44	56,653.40	610,000.00	23	28.8	50206060
4,971,466	1.46	---	---	---	04/07/2007	08/10/2003	---	PAIRIS SA (CR)	1.11	-0.89 E	1.12	22/05/2024	1.13	1.09	1.13	1.11	1.103	100@1.09	98@1.11	---	---	295	9	325.47	5,518.33	1.04	1.71	50203030
27,098,594	0.540	0.05	0.0401	0.0702	19/04/2024	14/01/2021	---	PAPOUTSANIS (CR)	2.49	0.81 P	2.47	22/05/2024	2.47	2.47	2.49	2.49	2.49	100@2.46	2500@2.50	16.53	2023	2,970	22	7,394.90	67,475.50	2.2	2.73	45201020
7,070,400	0.930	0.3242	0.2593	0.8645	15/04/2024	06/05/2016	---	PETROPOULOS PETROS (CR)	8.9	---	8.9	22/05/2024	8.9	8.86	8.96	8.9	8.894	20@8.86	290@8.92	---	---	6,160	45	54,785.00	62,926.56	8.22	10.65	50206015
43,741,452	0.660	0.2723	0.2629	0.0699	30/11/2023	01/11/1999	---	THRACE PLASTICS SA (CR)	4.11	0.49 P	4.09	22/05/2024	4.1	4.095	4.12	4.11	4.107	3589@4.08	20@4.11	---	---	14,153	79	58,131.90	179,777.37	3.8	4.595	50203015
21,912,599	0.300	---	0.048	0.0485	20/05/2024	23/02/2007	---	REVOIL (CR)	1.665	---	1.665	22/05/2024	1.665	1.63	1.665	1.665	1.653	114@1.64	168@1.67	---	---	12,252	57	20,249.23	36,484.48	1.49	1.94	60101020
13,582,223	1.35	---	---	---	24/06/2008	02/02/2016	---	SIDMA STEEL (CR)	1.9	---	1.9	22/05/2024	1.9	1.86	1.9	1.9	1.887	150@1.86	2188@1.90	---	---	2,753	15	5,194.48	25,806.22	1.85	2.4	55102010
40,693,350	5.00	---	---	---	03/07/2006	26/05/2015	---	TECHNICAL OLYMPIC SA (CR)	2.75	1.48 P	2.71	22/05/2024	2.75	2.69	2.77	2.75	2.716	1500@2.71	999@2.75	---	---	4,308	42	11,701.26	111,906.71	2.49	3.05	40202010
3,048,000	0.300	---	---	---	06/07/2007	01/06/2021	---	TZIRAKIAN PROFIL (CR)	1.63	-0.31 E	1.635	22/05/2024	1.635	1.59	1.635	1.63	1.606	150@1.57	356@1.63	---	2023	649	5	1,042.08	4,968.24	1.5	1.925	55102010
10,203,575	0.730	---	---	---	16/07/2007	18/10/1999	---	FIERATEX SA (CR)	0.359	---	0.359	30/04/2024	---	---	---	---	---	---	---	---	---	---	---	---	3,663.08	0.335	0.538	55101020
8,340,750	1.16	---	---	---	25/06/2009	17/09/2018	---	HAIDEMENOS SA (CR)	0.685	14.17 P	0.6	22/05/2024	0.555	0.555	0.685	0.685	0.627	150@0.595	349@0.685	---	2023	168	11	105.34	5,713.41	0.555	0.92	50205030

## Main Market - Low Liquidity Class

50,014,177	0.050	---	---	---	04/06/2008	27/03/2023	---	ATTICA BANK S.A. (CR)	11.25	0.45 P	11.2	22/05/2024	11.05	10.95	11.25	11.25	11.197	23@10.95	126@11.20	---	---	222	5	2,485.65	562,65
------------	-------	-----	-----	-----	------------	------------	-----	-----------------------	-------	--------	------	------------	-------	-------	-------	-------	--------	----------	-----------	-----	-----	-----	---	----------	--------

## Daily Official List

Year: 145 Trading Day No: 95

## Section 2: Analytic Figures of Shares Transactions

Thursday, 23 May, 2024

Number of Outstanding Securities	Nominal Value	Dividends [1]			Date of Last Coupon		Note	Shares	Closing price	% change	Previous closing price/date	Open price	Price min	Price max	Last price	Avg price	Last Bid [7]	Last Ask [7]	P/E after tax	Year	Volume	Trades	Transactions Value[8]	Company Mkt Value (thou. €)	Year low	Year high	Sector[4]		
2021	2022	2023	Dividend [2]	Right																									
11,869,224	0.540	0.136	0.15	---	03/07/2023	30/08/2019	---	FLEXOPACK SA (CR)	8	---	8	22/05/2024	---	---	---	---	365@7.90	741@8.15	---	---	---	---	94,953.79	7.55	8.65	50203030			
468,700		3.42	4.06	---	22/12/2023	21/05/2004	---	MERMEREN KOMB. A.D. PR. (GDR)	48	---	48	22/05/2024	---	---	---	---	30@43.40	10@46.00	1.64	2023	---	---	22,497.60	42.2	49.6	55102000			
57,434,884	1.17	---	---	---	05/06/2008	12/06/2009	---	REDS S.A. (CR)	2.7	---	2.7	22/05/2024	2.7	2.7	2.7	2.7	2.7964016@2.70	10083@2.96	---	---	35,984	50	97,156.80	155,074.19	2.25	2.74	35101010		
244,669,638	0.500	0.02	0.03	---	23/06/2023	28/12/2023	---	TRASTOR REAL EST. INV. CO.(CR)	1.14	1.79	P	1.12	22/05/2024	1.14	1.14	1.14	1.14	1000@1.12	16@1.14	---	---	2,030	2	2,314.20	278,923.39	1.1	1.42	35102000	
15,300,000	0.300	---	---	---	30/07/2009	13/12/1999	---	ATTICA PUBLICATIONS SA (CR)	0.382	---	0.382	22/05/2024	0.344	0.344	0.42	0.38	0.378	49@0.420	944@0.420	---	---	540	4	203.96	5,844.60	0.292	0.452	40301030	
15,000,000	0.300	---	---	---	06/07/2007	18/07/2000	---	DAIOS PLASTICS SA (CR)	3.68	---	3.68	22/05/2024	---	---	---	---	70@3.52	110@3.78	---	---	---	---	55,200.00	3.18	4.18	50203015			
3,307,500	0.210	---	0.4	---	13/10/2023	30/11/2022	---	ELVE SA (CR)	5.05	---	5.05	22/05/2024	---	---	---	---	100@5.05	41@5.20	9.43	2023	---	---	16,702.88	4.7	5.45	40204020			
86,735,980	0.310	---	---	---	06/07/2009	07/09/2023	---	ATHENS MEDICAL CENTER SA (CR)	1.66	---	1.66	22/05/2024	1.7	1.655	1.7	1.685	1.664	900@1.66	3000@1.68	---	---	249	5	414.22	143,981.73	1.57	2.03	20101025	
2,760,000	11.83	11	11.8	---	14/06/2023	16/07/1990	---	KARELIA (CR)	332	-1.78	€	338	22/05/2024	336	330	336	334	331.607	75@330.00	33@334.00	---	---	117	19	38,798.00	916,320.00	330	350	45103010
6,700,000	0.800	0.047	0.047	---	23/08/2023	29/05/2014	---	MILLS KEPENOS (CR)	2	---	2	22/05/2024	2.02	2.02	2.02	2.02	2.02	213@1.82	48@2.02	21.47	2023	2	1	4.04	13,400.00	1.73	2.26	45102020	
18,017,472	0.360	---	---	---	09/09/2022	28/08/2017	---	KTIMA KOSTAS LAZARIDIS SA (CR)	1.83	---	1.83	22/05/2024	1.8	1.8	1.8	1.8	1.8	500@1.78	1595@1.83	---	---	45	1	81.00	32,971.97	1.64	1.9	45101015	
21,364,000	1.12	---	0.4	---	21/08/2023	08/03/2023	---	LAMPASA HOTEL SA (CR)	35.8	-0.56	€	36	22/05/2024	35.2	35.2	35.8	35.8	35.457	50@34.40	100@35.80	---	---	350	8	12,410.00	764,831.20	28.4	36	40501025
32,188,050	1.04	---	---	---	21/07/2008	20/01/2000	---	MOUZAKIS (CR)	0.71	---	0.71	22/05/2024	---	---	---	---	1300@0.700	44@0.740	---	---	---	---	22,853.52	0.67	0.92	55101020			
6,340,000	0.600	0.17	0.1	0.2	11/12/2023	11/01/2024	---	NAKAS MUSIC	2.92	---	2.92	22/05/2024	---	---	---	---	32@2.78	10@2.90	---	---	---	---	18,512.80	2.54	3.16	40401030			
27,379,200	0.980	---	0.45	---	01/08/2023	29/08/2022	---	CRETE PLASTICS SA (CR)	15.1	-1.31	€	15.3	22/05/2024	15.3	14.9	15.5	15.2	15.158	200@14.90	100@15.40	---	---	1,872	19	28,376.50	413,425.92	14.4	16.4	50203015
255,494,534	2.71	0.279	0.255	0.11	11/12/2023	30/09/2021	---	PRODEA (CR)	7.8	---	7.8	22/05/2024	---	---	---	---	111@7.80	1@7.95	---	---	---	---	1,992,857.37	7	7.95	35102000			
4,181,450	0.500	---	---	---	21/08/2000	05/03/2002	---	FLOUR MILLS SARANTOPOULOS SA	1.07	---	1.07	22/05/2024	---	---	---	---	---	1000@1.17	---	---	---	---	4,474.15	0.965	1.12	45102020			

## Exchange Traded Funds (ETFs)

934,675	---	---	---	---	15/06/2016	---	ALPHA ETF FTSE Athex Large Cap	36.33	---	36.33	22/05/2024	36.49	36.27	36.51	36.33	36.343	500@36.30	500@36.37	---	---	2,574	26	93,547.31	---	31.58	38	12003
---------	-----	-----	-----	-----	------------	-----	--------------------------------	-------	-----	-------	------------	-------	-------	-------	-------	--------	-----------	-----------	-----	-----	-------	----	-----------	-----	-------	----	-------

## Surveillance

89,078,604	0.040	---	---	---	07/07/2010	16/01/2024	5160	FRIGOGLASS SA (CR)	0.244	---	0.244	22/05/2024	0.24	0.24	0.244	0.244	0.242	1494@0.244	6000@0.250	---	2023	114,324	38	27,634.58	21,735.18	0.24	0.44	50204000	
65,326,268	0.530	---	---	---	04/07/2007	19/07/2006	4750	SATO SA (CR)	0.034	---	0.034	22/05/2024	0.031	0.031	0.031	0.031	0.031	2999@0.031	2500@0.034	---	---	1,800	2	55.80	2,221.09	0.027	0.067	40202015	
13,191,620	0.620	---	---	---	04/08/2010	09/09/2002	5232	YALCO - CONSTANTINOU (CR)	0.162	---	0.162	22/05/2024	---	---	---	---	---	5000@0.146	5000@0.162	---	---	---	---	2,137.04	0.162	0.208	40202020		
17,579,754	4.16	---	---	---	18/08/2006	02/08/2010	---	BIOTER SA (CR)	0.278	9.45	P	0.254	22/05/2024	0.278	0.278	0.278	0.278	5233@0.254	78@0.278	---	---	5,000	4	1,390.00	4,887.17	0.2	0.436	50101010	
54,654,600	0.050	---	---	---	01/07/1998	30/12/2022	5275	VIS SA (CR)	0.153	-5.56	€	0.162	22/05/2024	0.15	0.15	0.16	0.153	0.153	19750@0.153	---	---	2023	7,250	7	1,108.25	8,362.15	0.15	0.288	50203030
51,754,364	0.300	---	---	---	23/12/2003	24/01/2007	5197	SELECTED TEXT. IND. ASSOC (CR)	0.14	-7.90	€	0.152	22/05/2024	0.14	0.14	0.14	0.14	10@0.140	1000@0.145	---	---	10,490	10	1,468.60	7,245.61	0.108	0.164	55101020	
15,842,391	1.51	---	---	---	15/07/2009	12/05/2000	5141	BITROS HOLDING SA (CR)	0.505	4.77	P	0.482	22/05/2024	0.496	0.496	0.52	0.52	0.503	910@0.520	---	---	---	2,890	3	1,452.40	8,000.41	0.41	0.755	55102010
24,319,250	0.300	---	---	---	09/07/2002	04/07/2007	5165	PROODEFTIKH SA (CR)	0.292	-0.68	€	0.294	22/05/2024	0.294	0.29	0.294	0.29	0.293	---	2000@0.290	---	---	3,500	2	1,025.00	7,101.22	0.266	0.4	50101010
28,438,268	0.070	---	---	---	21/08/2006	24/11/1999	5253	SPIROY AGRICULTURE SA (CR)	0.172	---	0.172	22/05/2024	0.172	0.172	0.172	0.172	0.172	666@0.171	7300@0.180	---	---	4,538	4	780.54	4,891.38	0.171	0.252	45102010	
1,011,000	1.00	---	---	---	01/07/2004	11/12/2012	5193	TRIA ALFA SA (CR)	6	-4.76	€	6.3	22/05/2024	6.3	6	6.3	6	6.056	---	512@6.60	---	2023	771	20	4,669.20	6,066.00	6	8.95	55101020

## Suspension Status

12,417,000	0.310	---	---	---	27/08/2019	28/08/2017	5233	MLS MULTIMEDIA SA (CR)	0.57	---	0.57	12/05/2020	---	---	---	---	---	---	---	---	---	---	---	7,077.69	0.57	0.57	10101015
6,330,002	0.300	---	---	---	25/06/2002	15/03/2019	5278	VARVARESSOS (CR)	0.24	---	0.24	02/05/2023	---	---	---	---	---	---	---	---	---	---	---	1,519.20	0.24	0.24	55101020
3,961,300	1.28	---	---	---	29/06/2004	03/08/2000	5248	DUROS SA (CR)	0.25	---	0.25	24/04/2023	---	---	---	---	---	---	---	---	---	---	---	990.33	0.25	0.25	40204020
7,125,216	0.650	---	---	---	01/07/2005	14/12/1999	4955	KRE.KA SA (CR)	0.28	---	0.28	06/04/2023	---	---	---	---	---	---	---	---	---	---	---	1,995.06	0.28	0.28	45102010
7,734,375	1.00	---	---	---	09/07/2007	07/01/2011	5277	LIVANIS SA (CR)	0.125	---	0.125	28/04/2023	---	---	---	---	---	---	---	---	---	---	---	966.80	0.125	0.125	40301030

## Shares' Notes

Code	Note text
( )	- Adjusted dividends.
*	- Last adjusted closing price.
[1]	- Net dividends.
[2]	- The "Date of Last Coupon" for New listings refers to the date company's stocks started to trade in Athex
[3]	- The Company Market Value is referred to the number of outstanding shares
[4]	- Sectors codification can be found in Appendix A
[5]	- The Market Value refers to the total number of shares listed (including their several classes) in the exchange by the company.
[6]	- P/E greater than 100
[7]	- Last view of the Order Book before the end of the trading session
[8]	- All Blocks Methods' Transactions Value are included.
4750	- Transfer to the Under Surveillance Category from 8/4/2011.
4955	- Transfer to the Surveillance Category as from 5/4/2013.
5093	- Transfer to the Surveillance Category as of 8/4/2015.
5141	- Transfer to the Surveillance Category as of 10/05/2017.
5160	- Transfer to the Surveillance Category as of 15/04/2016.
5165	- Transfer to the Surveillance Category as of 15/02/2018.
5193	- Transfer to the Surveillance Category as of 25/10/2018.
5197	- Transfer to the Surveillance Category as of 07/11/2018.
5232	- Transfer to the Under Surveillance Category from 08/04/2011.
5233	- Suspension of trading as of 13/05/2020.
5248	- Transfer to the Surveillance Category as of 06/09/20116.
5253	- Transfer to the Surveillance Category as of 14/5/2021.
5275	- Transfer to the Surveillance Category as of 09/07/2020.
5277	- Suspension of trading as of 02/05/2023.
5278	- Suspension of trading as of 03/05/2023.

Securities Blocks Details

Securities	Block Volume	Price	Block Trade Value	Time of approval	Note
OPAP (CR)	31,000	15.09	467,790.00	11:03:19	20
NATIONAL BANK (CR)	75,000	8.36	627,300.00	11:58:04	20
BIOKARPET S.A.(CR)	50,000	2.74	137,000.00	12:03:51	20
LAVIPHARM SA (CR)	100,000	0.958	95,800.00	14:03:55	20
MYTILINEOS (CR)	30,750	37.02	1,138,365.00	14:42:59	20
GEN. COMMERCIAL & IND.SA (CR)	217	1.67	361.52	15:53:59	18
ORILINA PROPERTIES REIC (CR)	3,121,869	0.940	2,934,556.86	16:32:56	20
NATIONAL BANK (CR)	79,793	8.34	665,154.45	16:58:18	20
OPAP (CR)	21,024	15.01	315,570.24	16:59:10	20
PIRAEUS FINANCIAL HOLD (CR)	388,785	3.78	1,469,607.30	17:11:33	20

Blocks Notes

- 9 - Method 6-1 / Special Fees
- 10 - Method 6-1 / Special Fees, SDS
- 14 - Method 6-3 / Settlement, Incomplete Buy and Sell
- 18 - Method 6-2 / SPOT 1
- 19 - Method 6-2 / SPOT 2
- 20 - Method 6-1 and Method 6-1 Same Day Settlement
- 21 - Other Pre-agreed

## Shares Rights Details

Occured date	Exercise from	Exercise until	Trading until	Rights	Price min	Price max	Closing price	Last Bid	Last Ask	Volume	Trades	Transactions Value
--------------	---------------	----------------	---------------	--------	-----------	-----------	---------------	----------	----------	--------	--------	--------------------

No Rights Transactions.

---

### Forced Sales Details

---

Securities	Category of Security	Transactions Volume	Number of Trades	Transactions Value	Note
------------	----------------------	------------------------	---------------------	-----------------------	------

---

No Forced Transactions.

---

---

### Forced Sales Notes

---

- 1 - Compulsory Public Forced Sales
- 2 - Forced Sales of Fixed Registered Shares
- 3 - Forced Sales of Remaining Fractional Shares



## Exchange Traded Funds (ETFs) Characteristics

	Transactions Date (T)	Creation / Redemption	Units (T-1)	New Units (T-1)	Redemption Units (T-1)	Units (T) [1]	Fund Assets [2]	Net Unit Price	Dividend per Unit	Dividend Date
ALPHA ETF FTSE Athex Large Cap	23/05/2024	5,000	934,675	---	---	934,675	33,929,040.00	36.3004	0.62	03/07/2023

## ETFs Notes

[1] - Units (T) = Units (T-1) + New Units (T-1) - Redemption Units (T-1)

[2] - The Creation / Redemption Units of T-1 are included.

## Non Convertible Corporate Bonds - Regulated Market

Num Listed Bonds	Nominal price	Issue price	Today's Rate	Exp. Date	Duration (years)	Note	Coupon		Trading Unit	Corporate Bonds	Accrued Int.	Yield.T.Mat	Price min	Price max	Closing price	Previous closing price/date	Volume	Transactions Value	Last order		Date	ear min	Year max	
							Common	Preferred											Price	Buy / Sell				
130,000	1,000.00	1,000.00	6.00	27/02/2029	5	---	1	---	1	INTRALOT S.A. (Non Convertible)	15.0000	5.6360	101.0000	101.3000	101.0750	101.3900	22/05/2024	8,000	8,206.00	100.6000	B	23/05/2024	100.0050	101.9000
320,000	1,000.00	1,000.00	3.40	21/07/2027	7	---	8	---	1	LAMDA DEVELOPMENT S.A. (Non Convertible)	11.9000	4.7320	94.3000	95.0000	94.5500	94.6000	22/05/2024	40,000	38,299.50	94.0000	B	23/05/2024	92.0000	97.1500
200,000	1,000.00	1,000.00	2.10	27/10/2027	7	---	8	---	1	O.P.A.P. S.A. (Non Convertible)	1.6333	3.6700	94.1000	94.9890	94.2982	94.0000	22/05/2024	12,000	11,335.38	94.1000	B	23/05/2024	90.5800	95.0000
200,000	1,000.00	1,000.00	1.90	23/03/2028	7	---	7	---	1	MOTOR OIL CORINTH REFINERIES SA (Non Convertible)	3.2722	3.9950	92.1000	92.4000	92.1286	92.1230	22/05/2024	126,000	116,494.31	92.1000	B	23/05/2024	90.5000	92.7000
100,000	1,000.00	1,000.00	2.95	11/02/2027	5	---	5	---	1	SAFE BULKERS PARTICIPATIONS PLC (Non Convertible)	8.6042	5.0770	94.0100	94.0100	94.0100	95.0000	22/05/2024	1,000	948.70	94.0300	B	23/05/2024	93.3364	97.0000
230,000	1,000.00	1,000.00	4.70	12/07/2029	7	---	4	---	1	LAMDA DEVELOPMENT S.A. (Non convertible)	17.7556	4.4250	99.5000	99.8500	99.5000	99.3330	22/05/2024	74,000	75,031.91	99.4000	B	23/05/2024	98.3500	101.2000
100,000	1,000.00	1,000.00	4.40	26/07/2029	7	---	4	---	1	CPLP SHIPPING HOLDINGS PLC (Non Convertible)	14.9111	4.6050	97.0001	98.0000	97.5455	97.9290	22/05/2024	37,000	36,643.53	97.3000	B	23/05/2024	95.0948	100.2438
199,375	1,000.00	1,000.00	3.60	12/03/2026	7	---	11	---	1	AEGEAN AIRLINES S.A. (Non Convertible)	7.6000	3.8980	98.0000	98.8000	98.2286	98.8040	22/05/2024	140,000	138,584.00	98.5000	B	23/05/2024	97.1458	99.3000
150,000	1,000.00	1,000.00	2.60	22/10/2026	7	---	10	---	1	TERNA ENERGY FINANCE S.A. (Non Convertible)	2.5278	4.4040	94.4200	95.4497	94.8319	95.4090	22/05/2024	5,000	4,754.23	94.3000	B	23/05/2024	92.8293	95.8499
500,000	1,000.00	1,000.00	2.75	03/07/2027	7	---	8	---	1	GEK TERNA S.A. (Non Convertible)	11.0764	4.8900	92.6000	92.7000	92.7000	92.6060	22/05/2024	84,000	78,735.08	92.3000	B	23/05/2024	91.5500	94.0000
200,000	1,000.00	1,000.00	4.25	23/01/2029	5	---	1	---	1	AUTOHELLAS S.A. (Non Convertible)	14.7569	4.1950	99.6000	100.0000	99.9796	99.2960	22/05/2024	59,000	59,858.61	99.5000	B	23/05/2024	97.5000	101.0000
175,000	1,000.00	1,000.00	3.40	26/07/2024	5	---	10	---	1	ATTICA HOLDINGS S.A. (Non Convertible)	11.5222	7.1760	---	---	---	99.1280	22/05/2024	---	---	99.4000	B	23/05/2024	98.5000	99.7900
100,000	1,000.00	1,000.00	2.70	25/05/2026	5	---	6	---	1	COSTAMARE PARTICIPATIONS PLC (Non Convertible)	---	4.9460	95.0500	96.0000	95.1000	95.0440	22/05/2024	37,000	35,438.82	95.1000	B	23/05/2024	94.2567	97.0000
300,000	1,000.00	1,000.00	2.30	20/07/2028	7	---	6	---	1	PRODEA REIC S.A.(Non Convertible)	8.0500	4.8770	89.5000	90.0000	89.8500	90.0030	22/05/2024	9,000	8,164.45	89.5100	B	23/05/2024	86.1234	92.3500
150,000	1,000.00	1,000.00	2.65	22/10/2026	5	---	6	---	1	CPLP SHIPPING HOLDINGS PLC (Non Convertible)	2.5764	4.8250	94.5000	94.5000	94.5000	94.2520	22/05/2024	1,000	947.58	94.1500	B	23/05/2024	93.0000	95.0000
250,000	1,000.00	1,000.00	2.45	16/11/2028	7	---	6	---	1	ELVALHALCOR S.A. (Non Convertible)	0.7486	4.4170	91.0003	91.6000	91.5000	92.0000	22/05/2024	47,000	43,050.19	91.5000	B	23/05/2024	88.4206	93.3000
120,000	1,000.00	1,000.00	2.65	06/12/2028	7	---	5	---	1	NOVAL PROPERTY REIC (Non Convertible)	12.7347	4.6090	91.0002	91.8000	91.4000	91.2770	22/05/2024	54,000	50,118.68	91.0007	B	23/05/2024	88.5000	93.2000
300,000	1,000.00	1,000.00	2.30	14/12/2028	7	---	5	---	1	GEK TERNA S.A. (Non Convertible)	10.5417	5.0090	88.7500	88.7500	88.7500	89.0000	22/05/2024	7,000	6,286.29	88.6500	B	23/05/2024	85.0000	90.9000

## Corporate Bonds Notes

Transactions Volume = (Pieces) \* (Nominal Price). Transactions Value = (Pieces) \* (Nominal Price) \* (price %) + (Accrued interest).

The price of a Bond is stated as a percentage (%) of Bond's Nominal Price.

Nominal Price in Euros (€), except if it is noted differently.

## Non Convertible Corporate Bonds - Regulated Market

Num Listed Bonds	Nominal price	Issue price	Today's Rate	Exp. Date	Duration (years)	Note	Coupon		Trading Unit	Corporate Bonds	Accrued Int.	Yield.T.Mat	Price min	Price max	Closing price	Previous closing price/date	Volume	Transactions Value	Last order		ear min	Year max		
							Common	Preferred											Price	Buy / Sell			Date	
100,000	1,000.00	1,000.00	2.80	25/01/2027	5	---	5	---	1	PREMIA S.A. (Non Convertible)	9.5667	4.8150	94.3999	94.3999	94.3999	93.5100	22/05/2024	6,000	5,721.39	93.5100	B	23/05/2024	90.9974	97.8048
500,000	1,000.00	1,000.00	4.00	10/07/2030	7	---	2	---	1	MYTILINEOS S.A. (Non Convertible)	15.3333	3.9460	99.3000	99.8490	99.5758	99.5960	22/05/2024	752,000	759,608.27	99.4321	B	23/05/2024	98.3001	100.6000
120,000	1,000.00	1,000.00	3.95	04/04/2025	7	---	13	---	1	GEK TERNA S.A. (Non Convertible)	5.8153	3.2170	99.9500	99.9500	99.9500	99.6500	22/05/2024	2,000	2,010.63	99.5500	B	23/05/2024	98.6000	100.0000
100,000	1,000.00	1,000.00	5.50	15/12/2028	5	---	1	---	1	IDEAL HOLDINGS S.A. (Non Convertible)	25.0556	4.8360	102.0100	102.9500	102.0652	102.0100	22/05/2024	67,000	70,062.42	102.0101	B	23/05/2024	100.6502	104.1000

## Corporate Bonds Notes

Transactions Volume = (Pieces) \* (Nominal Price). Transactions Value = (Pieces) \* (Nominal Price) \* (price %) + (Accrued interest).

The price of a Bond is stated as a percentage (%) of Bond's Nominal Price.

Nominal Price in Euros (€), except if it is noted differently.

## Government Bonds

Number Listed Bonds	Nominal price	Today's Rate	Accrued Interest Calc	Exp. Date [1]	Duration (years)	Note	Coupons Date	Curr. coupon value	Trading Unit	Government Bonds	Price min	Price max	Closing price	Previous closing price/date	Volume	Transactions Value	Price	Last order Buy / Sell	Date
3,000,000	1,000.00	4.13	Actual/Actual	15/06/2054	30	---	15/06	4.13	1	GGB-FXD-150654-30Y-4.125-1.000	---	---	---	---	---	---	---	---	---
4,700,000	1,000.00	1.88	Actual/Actual	04/02/2035	15	---	04/02	1.88	1	GGB-FXD-040235-15Y-1.875-1.000	---	---	---	---	---	---	---	---	---
6,000,000	1,000.00	0.75	Actual/Actual	18/06/2031	10	---	18/06	0.75	1	GGB-FXD-180631-10Y-0.750-1.000	---	---	---	---	---	---	---	---	---
3,600,000	1,000.00	3.88	Actual/Actual	15/06/2028	5	---	15/06	3.88	1	GGB-FXD-150628-05Y-3.875-1.000	---	---	---	---	---	---	---	---	---
5,962,747,327	1.00	3.75	Actual/Actual	30/01/2028	10	---	/02 - 01/02 - 31/	3.75	1	GGB-FXD-300128-10Y-3.750-1.000	---	---	---	85.4610 13/07/2018	---	---	1.0000	B	28/11/2018
7,067,309,386	1.00	3.90	Actual/Actual	30/01/2033	15	---	/02 - 01/02 - 31/	3.90	1	GGB-FXD-300133-15Y-3.900-1.000	---	---	---	78.6730 13/07/2018	---	---	1.0000	B	28/11/2018
5,622,848,349	1.00	4.00	Actual/Actual	30/01/2037	19	---	/02 - 01/02 - 31/	4.00	1	GGB-FXD-300137-19Y-4.000-1.000	---	---	---	77.0370 13/07/2018	---	---	1.0000	B	28/11/2018
5,476,770,669	1.00	4.20	Actual/Actual	30/01/2042	24	---	/02 - 01/02 - 31/	4.20	1	GGB-FXD-300142-24Y-4.200-1.000	---	---	---	77.7640 13/07/2018	---	---	1.0000	B	28/11/2018
4,000,000	1,000.00	3.38	Actual/Actual	15/06/2034	10	---	15/06	3.38	1	GGB-FXD-150634-10Y-3.375-1.000	---	---	---	---	---	---	---	---	---
40,248,141	1.00	4.30	Actual/Actual	24/02/2025	13	---	24/02	4.30	1	GGB-FXD-240225-13Y-2.000-1.000	---	---	---	10.0000 22/06/2015	---	---	---	---	---
59,586,043	1.00	4.30	Actual/Actual	24/02/2026	14	---	24/02	4.30	1	GGB-FXD-240226-14Y-2.000-1.000	---	---	---	10.0000 22/06/2015	---	---	---	---	---
41,118,344	1.00	4.30	Actual/Actual	24/02/2027	15	---	24/02	4.30	1	GGB-FXD-240227-15Y-2.000-1.000	---	---	---	10.0000 22/06/2015	---	---	---	---	---
45,137,734	1.00	4.30	Actual/Actual	24/02/2028	16	---	24/02	4.30	1	GGB-FXD-240228-16Y-2.000-1.000	---	---	---	10.0000 22/06/2015	---	---	---	---	---
61,768,888	1.00	4.30	Actual/Actual	24/02/2029	17	---	24/02	4.30	1	GGB-FXD-240229-17Y-2.000-1.000	---	---	---	10.0000 22/06/2015	---	---	---	---	---
54,567,744	1.00	4.30	Actual/Actual	24/02/2030	18	---	24/02	4.30	1	GGB-FXD-240230-18Y-2.000-1.000	---	---	---	10.0000 22/06/2015	---	---	---	---	---
37,541,515	1.00	4.30	Actual/Actual	24/02/2031	19	---	24/02	4.30	1	GGB-FXD-240231-19Y-2.000-1.000	---	---	---	10.0000 22/06/2015	---	---	---	---	---
37,558,317	1.00	4.30	Actual/Actual	24/02/2032	20	---	24/02	4.30	1	GGB-FXD-240232-20Y-2.000-1.000	---	---	---	10.0000 22/06/2015	---	---	---	---	---
37,473,732	1.00	4.30	Actual/Actual	24/02/2033	21	---	24/02	4.30	1	GGB-FXD-240233-21Y-2.000-1.000	---	---	---	10.0000 22/06/2015	---	---	---	---	---
33,888,293	1.00	4.30	Actual/Actual	24/02/2034	22	---	24/02	4.30	1	GGB-FXD-240234-22Y-2.000-1.000	---	---	---	10.0000 22/06/2015	---	---	---	---	---
35,177,800	1.00	4.30	Actual/Actual	24/02/2035	23	---	24/02	4.30	1	GGB-FXD-240235-23Y-2.000-1.000	---	---	---	10.0000 22/06/2015	---	---	---	---	---
35,547,268	1.00	4.30	Actual/Actual	24/02/2036	24	---	24/02	4.30	1	GGB-FXD-240236-24Y-2.000-1.000	---	---	---	10.0000 22/06/2015	---	---	---	---	---
40,246,306	1.00	4.30	Actual/Actual	24/02/2037	25	---	24/02	4.30	1	GGB-FXD-240237-25Y-2.000-1.000	---	---	---	10.0000 22/06/2015	---	---	---	---	---
37,643,952	1.00	4.30	Actual/Actual	24/02/2038	26	---	24/02	4.30	1	GGB-FXD-240238-26Y-2.000-1.000	---	---	---	10.0000 22/06/2015	---	---	---	---	---
36,977,100	1.00	4.30	Actual/Actual	24/02/2039	27	---	24/02	4.30	1	GGB-FXD-240239-27Y-2.000-1.000	---	---	---	10.0000 22/06/2015	---	---	---	---	---
41,615,000	1.00	4.30	Actual/Actual	24/02/2040	28	---	24/02	4.30	1	GGB-FXD-240240-28Y-2.000-1.000	---	---	---	10.0000 22/06/2015	---	---	---	---	---
42,227,208	1.00	4.30	Actual/Actual	24/02/2041	29	---	24/02	4.30	1	GGB-FXD-240241-29Y-2.000-1.000	---	---	---	10.0000 22/06/2015	---	---	---	---	---
68,288,487	1.00	4.30	Actual/Actual	24/02/2042	30	---	24/02	4.30	1	GGB-FXD-240242-30Y-2.000-1.000	---	---	---	10.0000 22/06/2015	---	---	---	---	---
4,000,000	1,000.00	3.88	Actual/Actual	12/03/2029	10	---	12/03	3.88	1	GGB-FXD-120329-10Y-3.875-1.000	---	---	---	---	---	---	100.0000	B	15/10/2019
4,500,000	1,000.00	0.00	Actual/Actual	12/02/2026	5	---	12/02	0.00	1	GGB-FXD-120226-05Y-3.000-1.000	---	---	---	---	---	---	---	---	---
2,209,163	1,000.00	3.38	Actual/Actual	15/02/2025	7	---	15/02	3.38	1	GGB-FXD-150225-07Y-3.375-1.000	---	---	---	---	---	---	---	---	---
964,000	1,000.00	3.25	Actual/Actual	20/03/2025	6	---	20/03	3.25	1	GGB-FXD-200325-06Y-3.250-1.000	---	---	---	---	---	---	---	---	---
2,100,000	1,000.00	3.55	Actual/Actual	20/03/2026	7	---	20/03	3.55	1	GGB-FXD-200326-07Y-3.550-1.000	---	---	---	---	---	---	---	---	---
5,500,000	1,000.00	1.50	Actual/Actual	18/06/2030	10	---	18/06	1.50	1	GGB-FXD-180630-10Y-1.500-1.000	---	---	---	---	---	---	---	---	---
3,500,000	1,000.00	4.38	Actual/Actual	18/07/2038	15	---	18/07	4.38	1	GGB-FXD-180738-15Y-4.375-1.000	---	---	---	---	---	---	---	---	---

## Government Bonds Notes

Transactions Volume = (Pieces) \* (Nominal Price). Transactions Value = (Pieces) \* (Nominal Price) \* (price %) + (Accrued interest).

The Value of current coupon for the issues with NV 0.01 euro refers to NV 100 euros

FLR: Floating Interest Rate.

[1] - The Expiration Date of the interest bearing period and the Date for coupon payment.

## Government Bonds

Number Listed Bonds	Nominal price	Today's Rate	Accrued Interest Calc	Exp. Date [1]	Duration (years)	Note	Coupons Date	Curr. coupon value	Trading Unit	Government Bonds	Price min	Price max	Closing price	Previous closing price/date	Volume	Transactions Value	Price	Last order Buy / Sell	Date
40,000	1,000.00	4.67	FLR	Actual/360	18/09/2024	1	---	18/09 - 19/03	---	1	GGB-FLT-180924-01Y-4.670-1.000	---	---	---	---	---	---	---	---
5,364,250	1,000.00	3.25		Actual/Actual	20/03/2050	30	---	20/03	3.25	1	GGB-FXD-200350-30Y-3.250-1.000	---	---	---	---	---	---	---	---
3,924,361	1,000.00	2.00		Actual/Actual	22/04/2027	7	---	22/04	2.00	1	GGB-FXD-220427-07Y-2.000-1.000	---	---	---	---	---	99.9000	B	22/04/2020
2,500,000	1,000.00	1.88		Actual/Actual	23/07/2026	7	---	23/07	1.88	1	GGB-FXD-230726-07Y-1.875-1.000	---	---	---	---	---	---	---	---
4,900,000	1,000.00	4.25		Actual/Actual	15/06/2033	10	---	15/06	4.25	1	GGB-FXD-150633-10Y-4.250-1.000	---	---	---	---	---	---	---	---
3,500,000	1,000.00	1.88		Actual/Actual	24/01/2052	30	---	24/01	1.88	1	GGB-FXD-240152-30Y-1.875-1.000	---	---	---	---	---	---	---	---
3,700,000	1,000.00	1.75		Actual/Actual	18/06/2032	10	---	18/06	1.75	1	GGB-FXD-180632-10Y-1.750-1.000	---	---	---	---	---	---	---	---
2,200,000	1,000.00	1.13	FLR	Actual/360	15/12/2027	5	---	- 15/12 - 15/03 -	---	1	GGB-FLT-151227-05Y-1.130-1.000	---	---	---	---	---	102.1600	B	30/12/2022

## Government Bonds Notes

Transactions Volume = (Pieces) \* (Nominal Price). Transactions Value = (Pieces) \* (Nominal Price) \* (price %) + (Accrued interest).

The Value of current coupon for the issues with NV 0.01 euro refers to NV 100 euros

FLR: Floating Interest Rate.

[1] - The Expiration Date of the interest bearing period and the Date for coupon payment.

Treasury Bills & Zero Coupon Government Bonds

Issue Date	13-Week Maturity									26-Week Maturity									52-Week Maturity								
	Exp. Date	Initial Rate	Num Listed Bonds	Nominal price	Issue price	Last Trade Price	Last Trade Date	Volume Traded	Note	Exp. Date	Initial Rate	Num Listed Bonds	Nominal price	Issue price	Last Trade Price	Last Trade Date	Volume Traded	Note	Exp. Date	Initial Rate	Num Listed Bonds	Nominal price	Issue price	Last Trade Price	Last Trade Date	Volume Traded	Note
09/06/2023	---	---	---	---	---	---	---	---	---	---	---	---	---	---	---	---	---	---	07/06/2024	3.84	1,600,000	1,000.00	962.60	---	---	---	---
08/09/2023	---	---	---	---	---	---	---	---	---	---	---	---	---	---	---	---	---	---	06/09/2024	3.81	812,500	1,000.00	962.90	---	---	---	---
08/12/2023	---	---	---	---	---	---	---	---	---	---	---	---	---	---	---	---	---	---	06/12/2024	3.70	600,000	1,000.00	963.90	---	---	---	---
08/03/2024	---	---	---	---	---	---	---	---	---	---	---	---	---	---	---	---	---	---	07/03/2025	3.73	812,500	1,000.00	963.70	---	---	---	---

Bonds in Circulation	Currency / Min nominal traded Value	Coupons Payment Date	Current Coupon Value	Note	Coupon	Trading Unit	Issue Date	Duration (years)	Today's Interest	A.I.C in days	Bonds	Last price of previous days		Last Outcry in Cash (euro)		Trades in Pieces	Life min	Life Max	
												Price	Buy / Sell	Price	Buy / Sell				
<b>Corporate Bonds in Foreign Currency and Euro</b>																			
103,746	GBP / 10	01/12	0.25	---	65	1	01/12/1930	98	2.5	360	National Mortgage Bank	2.27	05/02/1996	2.27	S	05/02/1996	---	2.27	2.27
0	GBP / 10	01/12	0.25	---	67	1	01/12/1928	100	2.5	360	National Mortgage Bank	---	---	---	---	---	---	---	---

## Government Bonds Notes

A.I.C: Accrued Interest Calculation base.

FLR: Floating Interest Rate.

The minimum tradeable Nominal Value for all Demeterialised Government Titles is 100 Euros.

(μφρ-0)

## Athex &amp; ATHEXClear Members List

Member Name				Stock Market			Derivatives Market		ATHEXClear Member	
	Address	Phone	Fax	Market Member	Remote Member	Market Maker	Proprietary	Market Maker	General Clearing	Direct Clearing
A. SARRIS SECURITIES S.A.				a						
6, ΔΡΑΓΑΤΣΑΝΙΟΥ 6 ΑΘΗΝΑ	2103367700									
ΑΕΟΝIC SECURITIES C.I.F. P.L.C.				a						
, ΛΑΪΟΥ 6, ΓΡ. 301B, ANNA COURT	35725337600									
ALPHA BANK S.A.									a	
, ΣΤΑΔΙΟΥ 40 ΑΘΗΝΑ	2103260000									
ALPHA FINANCE INVESTMENT SERVICES SINGLE MEMBER SA				a		a	a	a		a
5, ΠΑΝΕΠΙΣΤΗΜΙΟΥ 45 ΑΘΗΝΑ	2103677400									
ARGUS STOCKBROKERS LTD				a	a		a			
25, 25 ΛΕΩΦΟΡΟΣ ΔΗΜΟΣΘΕΝΗ ΣΕΒΕΡΗ	0035722717000									
ATHLOS CAPITAL INVESTMENT SERVICES LTD					a					
, 17 STASINOU AVENUE, BEDIZIA TOWER, 6TH & 7TH FL.	35722110777									
ATLANTIC SECURITIES LTD				a	a					
37, ΠΡΟΔΡΟΜΟΥ 37	0035722445400									
AXON SECURITIES S.A.				a			a			
48, ΣΤΑΔΙΟΥ 48 ΑΘΗΝΑ	2103363800									
BETA SECURITIES S.A.				a		a	a			a
29, ΑΛΕΞΑΝΔΡΑΣ 29 ΑΘΗΝΑ	210 6478900									
BNP PARIBAS S.A.									a	
, ΛΑΜΨΑΚΟΥ 2 ΑΘΗΝΑ	2107468525									
BOFA SECURITIES EUROPE SA				a	a					
, 51 RUE LA BOÉTIE	+33 153655555									
CAPITAL SECURITIES S.A.				a			a			
58, ΜΗΤΡΟΠΟΛΕΩΣ 58 ΑΘΗΝΑ	2103369700									
CITIGROUP GLOBAL MARKETS EUROPE AG				a	a					
16, REUTERWEG 16	+49 691366-0									
CITIGROUP GLOBAL MARKETS LIMITED				a						
1, 33 CANADA SQUARE - CANARY WHARF	+44 02079864000									
CREDIT SUISSE BANK (EUROPE), S.A.				a						
, CALLE AYALA 42, 3A PLANTA-B MADRID	+34917916000									
CREDIT SUISSE SECURITIES (EUROPE) LIMITED				a						
1, ONE CABOT SQUARE LONDON	+44 2078888888									
CYCLOS SECURITIES S.A.				a			a			
39, ΧΑΡΙΛΑΟΥ ΤΡΙΚΟΥΠΗ 6-8-10 ΑΘΗΝΑ	2103364300									
DEUTSCHE BANK S.A.					a					
1, GREAT WINCHESTER STREET LONDON	+44 20 754 54209	00441133361437								
EUROBANK EQUITIES INVESTMENT FIRM SINGLE MEMBER SA				a		a	a	a		a
, ΦΙΛΕΛΗΝΩΝ 10 & ΞΕΝΟΦΩΝΤΟΣ 13 ΑΘΗΝΑ	2103720425									
EUROBANK S.A.									a	
, ΟΘΩΝΟΣ 8 ΑΘΗΝΑ	2144043907									
EUROCORP INVESTMENT SERVICES S.A.				a			a			a
14, ΠΛ.ΦΙΛΙΚΗΣ ΕΤΑΙΡΕΙΑΣ 14 ΑΘΗΝΑ	2107263600									
EUROTRUST INVESTMENT FIRM SA				a						
113, ΣΕΒΑΣΤΟΥΠΟΛΕΩΣ 113 ΑΘΗΝΑ	2103363100									
EUROXX SECURITIES S.A.				a		a	a	a		a
7, ΠΑΛΑΙΟΛΟΓΟΥ ΧΑΛΑΝΔΡΙ	(210)-6879400	(210)-6879401								
7, ΠΑΛΕΟΛΟΓΟΥ ΧΑΛΑΝΔΡΙ	+30 2106879400	210-6879401								
FREEDOM FINANCE EUROPE LTD				a	a					
, ΧΡΙΣΤΑΚΗ ΚΡΑΝΟΥ 20	035725257786									
G. A. PERVANAS SECURITIES- INVESTMENT SERVICES S.A.				a						
7-9, ΣΟΦΟΚΛΕΟΥΣ 7-9 ΑΘΗΝΑ	2103727200									
GLOBAL CAPITAL SECURITIES & FINANCIAL SERVICES LTD				a	a					
50, ΛΑΡΧΙΕΠΙΣΚΟΠΟΥ ΜΑΚΑΡΙΟΥ Γ50	0035722710710									
GREENPOST TRADING EUROPE LTD				a	a	a				
, ΚΙΜΩΝΟΣ 3, ACROPOLIS MANSIONS, 2ND FLOOR, FLAT/OFFICE 202	035722521389									
HELLENIC AMERICAN SECURITIES S.A.				a		a	a			a
27, ΑΝΔΡΕΑ ΠΑΠΑΝΔΡΕΟΥ 27 ΜΑΡΟΥΣΙ	2103311100									
HELLENIC BANK (INVESTMENTS) LTD					a					
, ΑVE.ΚΥΡΙΑΚΟΥ ΜΑΤΣΙ 31 - ΡΟ ΒΟΧ 24747 ΝΙCΟSΙΑ	+357 22500100	357 22500110								
HSBC CONTINENTAL EUROPE									a	
109-111, ΑΜΕΣΟΓΕΙΩΝ 109-111	2106960000									
INDEX SECURITIES S.A.				a						
6, ΔΡΑΓΑΤΣΑΝΙΟΥ 6 ΑΘΗΝΑ	2103213920									



## Athex &amp; ATHEXClear Members List

Member Name	Stock Market			Derivatives Market		ATHEXClear Member				
	Address	Phone	Fax	Market Member	Remote Member	Market Maker	Proprietary	Market Maker	General Clearing	Direct Clearing
J. CHR. MAVRIKIS SECURITIES S.A.				a						
5, ΣΟΦΟΚΛΕΟΥΣ 5 ATHINA	2103216730									
KAPPA SECURITIES S.A.				a			a			
15, ΒΑΛΑΩΡΙΤΟΥ 15 ATHINA	2103678600									
KARAMANOF SECURITIES & INVESTMENT SERVICES S.A.				a						
2, ΠΛ.ΑΓ.ΘΕΟΔΩΡΩΝ 2 ATHINA	2103212947									
LAIKI FINANCIAL SERVICES LTD					a					
26, AVE. VYRONOS NICOSIA	357 22367367	357 22718567								
LEON DEPOLAS SECURITIES S.A.				a		a	a			
1, ΧΡΗΣΤΟΥ ΛΑΔΑ 1 ATHINA	2103213276 -28									
MEGA EQUITY SECURITIES & FINANCIAL SERVICES PUBLIC LTD				a	a		a			
42-44, ΛΕΩΦ.ΓΡΙΒΑ ΔΙΓΕΝΗ 42-44	0035722711711									
MERIT SECURITIES S.A				a		a	a			a
5, ΣΟΦΟΚΛΕΟΥΣ 5 ATHINA	2141008814									
MERRILL LYNCH INTERNATIONAL				a						
2, 2 KING EDWARD STREET LONDON	+44 20276281000									
N. CHRYSOCHOIDIS SECURITIES S.A.				a			a			a
7-9, ΣΟΦΟΚΛΕΟΥΣ 7-9 ATHINA	2103213913									
NATIONAL BANK OF GREECE S.A.				a		a	a		a	
86, ΑΙΟΛΟΥ STR. ATHINA	(210)-3341000	(210)-3228187								
68, ΑΚΑΔΙΜΙΑΣ STR. ATHINA	(210)-3328817	(210)-3328678								
NATIONAL SECURITIES SINGLE MEMBER SA				a		a	a	a		
66, ΛΕΩΦΟΡΟΣ ΑΘΗΝΩΝ 128-132 & ΙΦΙΓΕΝΙΑΣ ATHINA	2103328784									
NUNTIUS BROKERAGE AND INVESTMENT SERVICES SINGLE MEMBER S.A.				a						
6, ΔΡΑΓΑΤΣΑΝΙΟΥ 6 ATHINA	2103350599									
ONE PLUS CAPITAL LIMITED				a	a					
, 75 PRODROMOU AVENUE NICOSIA 1307	35722873760									
OPTIMA BANK S.A.				a		a	a	a	a	
, ΑΙΓΙΑΛΕΙΑΣ 32 & ΠΑΡΑΔΕΙΣΟΥ ΜΑΡΟΥΣΙ	210 8173000									
PANCRETA BANK S.A									a	
, ΙΚΑΡΟΥ 5	2810338746									
PANTELAKIS SECURITIES S.A.				a		a	a	a		
57, ΕΘΝΙΚΗΣ ΑΝΤΙΣΤΑΣΕΩΣ 57, ΚΤΙΠΙΟ Β CHALANDRI	2106965000									
PIRAEUS BANK S.A.				a			a		a	
, ΑΜΕΡΙΚΗΣ 4 ATHINA	2103335000									
PIRAEUS SECURITIES S. A.				a		a	a	a		a
10, ΣΤΑΔΙΟΥ 10 ATHINA	2103354100									
PROCHOICE SECURITIES LTD				a	a					
57, ΛΕΩΦ.ΣΠΥΡΟΥ ΚΥΠΡΙΑΝΟΥ 57, ΑΚΙΝΗΤΑ Φ	035724661192									
SHARELINK SECURITIES & FINANCIAL SERVICES LTD				a			a			
6, HOUSE-ΘΕΟΤΟΚΗ 6 ΜΕΓΑΡΟ ΕΛΛΗΝΑ	+357 22554200									
SOCIETE GENERALE S.A.				a	a		a			
, 17 COURS VALMY, CEDEX	+157290504									
SOLIDUS SECURITIES S.A				a			a			a
64, ΛΟΥΙΖΗΣ ΠΙΑΝΚΟΥΡ 64 ATHINA	2106900600									
ST. EM. LAVRENTAKIS SECURITIES S.A.				a			a			
7-9, ΣΟΦΟΚΛΕΟΥΣ 7-9 ATHINA	2103213336									
THE CYPRUS INVESTMENT & SECURITIES CORPORATION LTD				a	a					
154, 1 AG. PROKOPIOU & POSIDONOS 1ST FLOOR	0035722121700									
UBS EUROPE SE				a	a					
, OPERNTURM, BOCKENHEIMER LANDSTRASSE 2-4	496921790									
UBS LIMITED					a					
1, FINSBURY AVENUE LONDON	+44 2075687135									
VIGOR FINANCE INVESTMENT SERVICES S.A.				a			a			
, ΨΥΧΑΡΗ 14 Ν. PSYCHIKO	2106718400									

List of Stocks under Market Making operations

Securities	Market Maker	Start Market Making	Stock Category	Suspension Status
<b>MLS MULTIMEDIA SA (CR)</b>				
	PIRAEUS SECURITIES S. A.	01/08/2019		
<b>ALPHA ETF FTSE Athex Large Cap</b>			Exchange Traded Funds (ETFs)	
	ALPHA FINANCE INVESTMENT SERVICES SINGLE MEMBER SA	02/01/1900		
	NATIONAL SECURITIES SINGLE MEMBER SA	02/01/1900		
<b>ADMIE (IPTO) HOLDING S.A. (CR)</b>			Main Market	
	EUROBANK EQUITIES INVESTMENT FIRM SINGLE MEMBER SA	24/05/2021		
	HELLENIC AMERICAN SECURITIES S.A.	09/03/2020		
	PIRAEUS SECURITIES S. A.	29/06/2017		
<b>AEGEAN AIRLINES (CR)</b>			Main Market	
	EUROBANK EQUITIES INVESTMENT FIRM SINGLE MEMBER SA	22/09/2020		
<b>ALPHA SERVICES HOLD (CR)</b>			Main Market	
	ALPHA FINANCE INVESTMENT SERVICES SINGLE MEMBER SA	29/02/2016		
	EUROBANK EQUITIES INVESTMENT FIRM SINGLE MEMBER SA	22/10/2006		
	GREENPOST TRADING EUROPE LTD	12/06/2023		
	HELLENIC AMERICAN SECURITIES S.A.	25/07/2014		
	LEON DEPOLAS SECURITIES S.A.	04/01/2016		
	MERIT SECURITIES S.A	03/09/2012		
	NATIONAL SECURITIES SINGLE MEMBER SA	02/01/1900		
	PIRAEUS SECURITIES S. A.	28/05/2009		
<b>ALPHA TRUST HOLDINGS (CR)</b>			Main Market	
	EUROBANK EQUITIES INVESTMENT FIRM SINGLE MEMBER SA	06/02/2023		
	LEON DEPOLAS SECURITIES S.A.	04/01/2021		
<b>ALUMIL (CR)</b>			Main Market	
	PIRAEUS SECURITIES S. A.	31/07/2023		
<b>ANDROMEDA SA (CR)</b>			Main Market	
	BETA SECURITIES S.A.	15/02/2021		
	OPTIMA BANK S.A.	03/04/2023		
<b>ATTICA BANK S.A. (CR)</b>			Main Market	
	EUROXX SECURITIES S.A.	22/01/2016		
<b>AUSTRIACARD (CB)</b>			Main Market	
	BETA SECURITIES S.A.	23/03/2023		
	EUROBANK EQUITIES INVESTMENT FIRM SINGLE MEMBER SA	15/05/2023		
<b>AUTOHELLAS SA (CR)</b>			Main Market	
	ALPHA FINANCE INVESTMENT SERVICES SINGLE MEMBER SA	01/07/2019		
	EUROXX SECURITIES S.A.	02/07/2018		
<b>AVAX S.A. (CR)</b>			Main Market	
	EUROBANK EQUITIES INVESTMENT FIRM SINGLE MEMBER SA	14/12/2015		
	OPTIMA BANK S.A.	04/09/2023		
	PIRAEUS SECURITIES S. A.	01/02/2021		
<b>AVE (CR)</b>			Main Market	
	EUROXX SECURITIES S.A.	05/06/2020		
<b>BRIQ PROPERTIES (CR)</b>			Main Market	
	EUROBANK EQUITIES INVESTMENT FIRM SINGLE MEMBER SA	09/09/2019		
	LEON DEPOLAS SECURITIES S.A.	22/02/2021		
	PIRAEUS SECURITIES S. A.	05/02/2024		
<b>CC HBC AG (CR)</b>			Main Market	
	BETA SECURITIES S.A.	08/03/2021		
	NATIONAL SECURITIES SINGLE MEMBER SA	02/01/1900		
	PIRAEUS SECURITIES S. A.	04/05/2015		
<b>CENERGY HOLDINGS (CB)</b>			Main Market	
	ALPHA FINANCE INVESTMENT SERVICES SINGLE MEMBER SA	02/01/2016		
	EUROBANK EQUITIES INVESTMENT FIRM SINGLE MEMBER SA	02/01/2016		
	OPTIMA BANK S.A.	14/03/2022		
	PANTELAKIS SECURITIES S.A.	27/12/2022		
<b>CNL CAPITAL (CR)</b>			Main Market	
	MERIT SECURITIES S.A	01/10/2018		
<b>DIMAND (CR)</b>			Main Market	
	ALPHA FINANCE INVESTMENT SERVICES SINGLE MEMBER SA	08/08/2022		
	EUROBANK EQUITIES INVESTMENT FIRM SINGLE MEMBER SA	08/08/2022		
	PANTELAKIS SECURITIES S.A.	15/05/2023		
<b>EKTER SA (CR)</b>			Main Market	
	BETA SECURITIES S.A.	26/09/2022		
	EUROBANK EQUITIES INVESTMENT FIRM SINGLE MEMBER SA	16/10/2017		
	LEON DEPOLAS SECURITIES S.A.	21/05/2018		
<b>ELASTRON (CR)</b>			Main Market	
	LEON DEPOLAS SECURITIES S.A.	20/02/2017		

List of Stocks under Market Making operations

Securities	Stock Category
Market Maker	Start Market Making
<b>ELLAKTOR (CR)</b>	<b>Main Market</b>
ALPHA FINANCE INVESTMENT SERVICES SINGLE MEMBER SA	18/03/2019
EUROBANK EQUITIES INVESTMENT FIRM SINGLE MEMBER SA	01/06/2012
EUROXX SECURITIES S.A.	24/09/2018
NATIONAL SECURITIES SINGLE MEMBER SA	02/01/1900
PIRAEUS SECURITIES S. A.	22/10/2018
<b>ELTON SA (CR)</b>	<b>Main Market</b>
OPTIMA BANK S.A.	30/01/2023
<b>ELVALHALCOR (CR)</b>	<b>Main Market</b>
ALPHA FINANCE INVESTMENT SERVICES SINGLE MEMBER SA	07/05/2018
BETA SECURITIES S.A.	09/01/2023
EUROBANK EQUITIES INVESTMENT FIRM SINGLE MEMBER SA	07/05/2018
<b>EUROBANK HOLDINGS (CR)</b>	<b>Main Market</b>
ALPHA FINANCE INVESTMENT SERVICES SINGLE MEMBER SA	09/01/2006
EUROBANK EQUITIES INVESTMENT FIRM SINGLE MEMBER SA	01/06/2012
GREENPOST TRADING EUROPE LTD	12/06/2023
HELLENIC AMERICAN SECURITIES S.A.	25/07/2014
LEON DEPOLAS SECURITIES S.A.	30/11/2018
MERIT SECURITIES S.A	06/11/2017
NATIONAL SECURITIES SINGLE MEMBER SA	02/01/1900
PIRAEUS SECURITIES S. A.	28/09/2009
<b>EUROCONSULTANTS S.A. (CR)</b>	<b>Main Market</b>
EUROBANK EQUITIES INVESTMENT FIRM SINGLE MEMBER SA	22/07/2014
OPTIMA BANK S.A.	01/02/2023
<b>EYDAP S.A. (CR)</b>	<b>Main Market</b>
ALPHA FINANCE INVESTMENT SERVICES SINGLE MEMBER SA	27/01/2020
EUROBANK EQUITIES INVESTMENT FIRM SINGLE MEMBER SA	10/06/2019
<b>FOURLIS (CR)</b>	<b>Main Market</b>
EUROBANK EQUITIES INVESTMENT FIRM SINGLE MEMBER SA	01/12/2016
PIRAEUS SECURITIES S. A.	06/03/2017
<b>GEK TERNA (CR)</b>	<b>Main Market</b>
BETA SECURITIES S.A.	08/03/2021
EUROBANK EQUITIES INVESTMENT FIRM SINGLE MEMBER SA	24/05/2021
PIRAEUS SECURITIES S. A.	29/08/2019
<b>GR. SARANTIS S.A. (CR)</b>	<b>Main Market</b>
BETA SECURITIES S.A.	14/05/2012
EUROBANK EQUITIES INVESTMENT FIRM SINGLE MEMBER SA	24/10/2016
PIRAEUS SECURITIES S. A.	02/04/2024
<b>HELLENIC EXCHANGES-A.S.E. (CR)</b>	<b>Main Market</b>
HELLENIC AMERICAN SECURITIES S.A.	01/09/2014
NATIONAL SECURITIES SINGLE MEMBER SA	02/01/1900
PIRAEUS SECURITIES S. A.	04/05/2015
<b>HELLENIQ ENERGY (CR)</b>	<b>Main Market</b>
ALPHA FINANCE INVESTMENT SERVICES SINGLE MEMBER SA	07/11/2023
EUROBANK EQUITIES INVESTMENT FIRM SINGLE MEMBER SA	01/11/2023
HELLENIC AMERICAN SECURITIES S.A.	14/09/2015
PIRAEUS SECURITIES S. A.	20/03/2017
<b>IDEAL HOLDINGS (CR)</b>	<b>Main Market</b>
EUROBANK EQUITIES INVESTMENT FIRM SINGLE MEMBER SA	07/06/2021
PIRAEUS SECURITIES S. A.	07/06/2021
<b>INTERCONTINENTAL (CR)</b>	<b>Main Market</b>
LEON DEPOLAS SECURITIES S.A.	03/06/2019
<b>INTERLIFE G.C.I.(CR)</b>	<b>Main Market</b>
PIRAEUS SECURITIES S. A.	22/01/2024
<b>INTERWOOD-XYLEMPORIA (CR)</b>	<b>Main Market</b>
EUROBANK EQUITIES INVESTMENT FIRM SINGLE MEMBER SA	05/07/2021
PANTELAKIS SECURITIES S.A.	01/07/2021
<b>INTRAKAT (CR)</b>	<b>Main Market</b>
BETA SECURITIES S.A.	04/10/2021
PANTELAKIS SECURITIES S.A.	10/10/2022
<b>JUMBO SA (CR)</b>	<b>Main Market</b>
BETA SECURITIES S.A.	01/02/2021
EUROBANK EQUITIES INVESTMENT FIRM SINGLE MEMBER SA	25/05/2020
GREENPOST TRADING EUROPE LTD	12/06/2023
MERIT SECURITIES S.A	06/11/2017
PIRAEUS SECURITIES S. A.	06/03/2017
<b>KLOUKINAS - LAPPAS SA (CR)</b>	<b>Main Market</b>
OPTIMA BANK S.A.	02/01/2023

## List of Stocks under Market Making operations

Securities	Stock Category
Market Maker	Start Market Making
<b>KRI-KRI S.A. (CR)</b>	Main Market
EUROBANK EQUITIES INVESTMENT FIRM SINGLE MEMBER SA	07/05/2018
PIRAEUS SECURITIES S. A.	11/12/2023
<b>LAMDA DEVELOPMENT SA (CR)</b>	Main Market
EUROBANK EQUITIES INVESTMENT FIRM SINGLE MEMBER SA	08/12/2014
PANTELAKIS SECURITIES S.A.	06/11/2017
PIRAEUS SECURITIES S. A.	29/06/2017
<b>LAMPASA HOTEL SA (CR)</b>	Main Market
LEON DEPOLAS SECURITIES S.A.	16/01/2017
<b>MOTODYNAMICS S.A. (CR)</b>	Main Market
OPTIMA BANK S.A.	25/08/2023
<b>MOTOR OIL (CR)</b>	Main Market
BETA SECURITIES S.A.	08/03/2021
EUROBANK EQUITIES INVESTMENT FIRM SINGLE MEMBER SA	22/10/2006
GREENPOST TRADING EUROPE LTD	12/06/2023
LEON DEPOLAS SECURITIES S.A.	01/04/2019
MERIT SECURITIES S.A	25/02/2019
NATIONAL SECURITIES SINGLE MEMBER SA	02/01/1900
PIRAEUS SECURITIES S. A.	04/05/2015
<b>MPLE KEDROS (CR)</b>	Main Market
OPTIMA BANK S.A.	08/11/2023
OPTIMA BANK S.A.	16/10/2023
<b>MYTILINEOS (CR)</b>	Main Market
ALPHA FINANCE INVESTMENT SERVICES SINGLE MEMBER SA	15/04/2019
BETA SECURITIES S.A.	11/04/2022
EUROBANK EQUITIES INVESTMENT FIRM SINGLE MEMBER SA	20/09/2017
GREENPOST TRADING EUROPE LTD	12/06/2023
MERIT SECURITIES S.A	25/02/2019
NATIONAL SECURITIES SINGLE MEMBER SA	02/01/1900
PIRAEUS SECURITIES S. A.	04/05/2015
<b>NAFPAKTOS TEXTILE (CR)</b>	Main Market
OPTIMA BANK S.A.	29/01/2024
<b>NATIONAL BANK (CR)</b>	Main Market
ALPHA FINANCE INVESTMENT SERVICES SINGLE MEMBER SA	09/01/2006
EUROBANK EQUITIES INVESTMENT FIRM SINGLE MEMBER SA	22/10/2006
GREENPOST TRADING EUROPE LTD	12/06/2023
HELLENIC AMERICAN SECURITIES S.A.	25/07/2014
LEON DEPOLAS SECURITIES S.A.	20/05/2015
MERIT SECURITIES S.A	03/09/2012
NATIONAL SECURITIES SINGLE MEMBER SA	02/01/1900
PIRAEUS SECURITIES S. A.	08/09/2008
<b>OPAP (CR)</b>	Main Market
ALPHA FINANCE INVESTMENT SERVICES SINGLE MEMBER SA	09/01/2006
EUROBANK EQUITIES INVESTMENT FIRM SINGLE MEMBER SA	22/10/2006
GREENPOST TRADING EUROPE LTD	12/06/2023
HELLENIC AMERICAN SECURITIES S.A.	25/07/2014
MERIT SECURITIES S.A	20/03/2017
NATIONAL SECURITIES SINGLE MEMBER SA	02/01/1900
PIRAEUS SECURITIES S. A.	04/05/2015
<b>OPTIMA BANK (CR)</b>	Main Market
ALPHA FINANCE INVESTMENT SERVICES SINGLE MEMBER SA	12/12/2023
EUROBANK EQUITIES INVESTMENT FIRM SINGLE MEMBER SA	11/12/2023
OPTIMA BANK S.A.	06/11/2023
<b>ORILINA PROPERTIES REIC (CR)</b>	Main Market
EUROBANK EQUITIES INVESTMENT FIRM SINGLE MEMBER SA	11/12/2023
LEON DEPOLAS SECURITIES S.A.	11/12/2023
<b>OTE (CR)</b>	Main Market
ALPHA FINANCE INVESTMENT SERVICES SINGLE MEMBER SA	09/01/2006
EUROBANK EQUITIES INVESTMENT FIRM SINGLE MEMBER SA	22/10/2006
GREENPOST TRADING EUROPE LTD	12/06/2023
HELLENIC AMERICAN SECURITIES S.A.	25/07/2014
LEON DEPOLAS SECURITIES S.A.	20/04/2015
MERIT SECURITIES S.A	20/03/2017
NATIONAL SECURITIES SINGLE MEMBER SA	02/01/1900
PIRAEUS SECURITIES S. A.	08/09/2008
<b>P.P.A. S.A. (CR)</b>	Main Market
EUROBANK EQUITIES INVESTMENT FIRM SINGLE MEMBER SA	06/02/2019

List of Stocks under Market Making operations

Securities	Market Maker	Start Market Making	Stock Category
<b>PAPOUTSANIS (CR)</b>			
	ALPHA FINANCE INVESTMENT SERVICES SINGLE MEMBER SA	19/11/2018	Main Market
	BETA SECURITIES S.A.	25/11/2013	
<b>PETROPOULOS PETROS (CR)</b>			
	EUROBANK EQUITIES INVESTMENT FIRM SINGLE MEMBER SA	01/04/2019	Main Market
	PANTELAKIS SECURITIES S.A.	16/03/2020	
<b>PIRAEUS FINANCIAL HOLD (CR)</b>			
	ALPHA FINANCE INVESTMENT SERVICES SINGLE MEMBER SA	15/04/2019	Main Market
	EUROBANK EQUITIES INVESTMENT FIRM SINGLE MEMBER SA	22/10/2006	
	EUROXX SECURITIES S.A.	15/02/2016	
	GREENPOST TRADING EUROPE LTD	12/06/2023	
	HELLENIC AMERICAN SECURITIES S.A.	25/07/2014	
	LEON DEPOLAS SECURITIES S.A.	30/11/2018	
	MERIT SECURITIES S.A	16/09/2013	
	NATIONAL SECURITIES SINGLE MEMBER SA	02/01/1900	
	PIRAEUS SECURITIES S. A.	16/02/2009	
<b>PPC (CR)</b>			
	ALPHA FINANCE INVESTMENT SERVICES SINGLE MEMBER SA	09/01/2006	Main Market
	BETA SECURITIES S.A.	01/02/2021	
	EUROBANK EQUITIES INVESTMENT FIRM SINGLE MEMBER SA	22/10/2006	
	GREENPOST TRADING EUROPE LTD	12/06/2023	
	HELLENIC AMERICAN SECURITIES S.A.	01/09/2014	
	MERIT SECURITIES S.A	06/11/2017	
	NATIONAL SECURITIES SINGLE MEMBER SA	02/01/1900	
	PIRAEUS SECURITIES S. A.	28/09/2009	
<b>PREMIA (CR)</b>			
	BETA SECURITIES S.A.	01/06/2021	Main Market
	LEON DEPOLAS SECURITIES S.A.	05/12/2022	
	PANTELAKIS SECURITIES S.A.	23/12/2021	
<b>PROFILE SA (CR)</b>			
	OPTIMA BANK S.A.	03/04/2023	Main Market
	PANTELAKIS SECURITIES S.A.	01/07/2019	
<b>QUALITY &amp; RELIABILITY SA (CR)</b>			
	OPTIMA BANK S.A.	03/01/2023	Main Market
<b>QUEST HOLDINGS (CR)</b>			
	BETA SECURITIES S.A.	26/03/2018	Main Market
	EUROBANK EQUITIES INVESTMENT FIRM SINGLE MEMBER SA	28/01/2019	
<b>REVOIL (CR)</b>			
	BETA SECURITIES S.A.	26/06/2023	Main Market
	OPTIMA BANK S.A.	15/04/2024	
<b>SIDMA STEEL (CR)</b>			
	OPTIMA BANK S.A.	25/05/2023	Main Market
<b>SPACE HELLAS SA (CR)</b>			
	MERIT SECURITIES S.A	09/12/2022	Main Market
<b>TECHNICAL OLYMPIC SA (CR)</b>			
	OPTIMA BANK S.A.	05/07/2023	Main Market
<b>TERNA ENERGY (CR)</b>			
	EUROBANK EQUITIES INVESTMENT FIRM SINGLE MEMBER SA	24/05/2021	Main Market
	PIRAEUS SECURITIES S. A.	09/12/2019	
<b>THRACE PLASTICS SA (CR)</b>			
	ALPHA FINANCE INVESTMENT SERVICES SINGLE MEMBER SA	26/03/2018	Main Market
	LEON DEPOLAS SECURITIES S.A.	28/03/2024	
	PIRAEUS SECURITIES S. A.	02/04/2024	
<b>TITAN CEMENT (CB)</b>			
	BETA SECURITIES S.A.	01/02/2021	Main Market
	EUROBANK EQUITIES INVESTMENT FIRM SINGLE MEMBER SA	06/11/2019	
	PIRAEUS SECURITIES S. A.	18/01/2021	
<b>TRADE ESTATES REIC (CR)</b>			
	EUROBANK EQUITIES INVESTMENT FIRM SINGLE MEMBER SA	08/11/2023	Main Market
	EUROBANK EQUITIES INVESTMENT FIRM SINGLE MEMBER SA	10/11/2023	
	PANTELAKIS SECURITIES S.A.	08/11/2023	
	PANTELAKIS SECURITIES S.A.	10/11/2023	
<b>TZIRAKIAN PROFIL (CR)</b>			
	LEON DEPOLAS SECURITIES S.A.	19/07/2021	Main Market
<b>VIOHALCO SA/NV (CB)</b>			
	ALPHA FINANCE INVESTMENT SERVICES SINGLE MEMBER SA	11/03/2008	Main Market
	EUROBANK EQUITIES INVESTMENT FIRM SINGLE MEMBER SA	04/03/2014	
	MERIT SECURITIES S.A	17/03/2014	

Underlying Asset				Derivatives Market													
Price max	Price min	Closing price	change	Delivery Month	Open price	Price max	Price min	Last price	Closing price	Last Bid	Last Ask	Fixing price*	Life high	Life low	Trades	Volume	Open Interest
<b>FTSE/Athex Large Cap</b>				(Trade Unit: 1 Index Point x 2E, Cash Settlement)													
3,607.63	3,580.83	3,589.74	-0.01%	June 2024	3,606.75	3,606.75	3,587.00	3,596.00	3,596.00	---	---	---	3,669.75	---	75	329	3,856
				July 2024	3,567.00	3,567.00	3,560.00	3,560.00	3,560.00	---	---	---	3,624.50	---	2	21	121
				August 2024	---	---	---	---	3,607.25	---	---	---	---	---	---	---	---
				September 2024	---	---	---	---	3,614.25	---	---	---	---	---	---	---	---
				December 2024	---	---	---	---	3,632.50	---	---	---	---	---	---	---	---
				March 2025	---	---	---	---	3,650.50	---	---	---	---	---	---	---	---
<b>FTSE/Athex Banks</b>				(Trade Unit: 1 Index Point x 15E, Cash Settlement)													
1,323.35	1,301.42	1,306.48	-0.75%	June 2024	1,325.00	1,325.00	1,310.00	1,310.00	1,310.00	---	---	---	1,345.50	---	3	11	873
				September 2024	---	---	---	---	1,325.25	---	---	---	---	---	---	---	---
				December 2024	---	---	---	---	1,331.75	---	---	---	---	---	---	---	---
				March 2025	---	---	---	---	1,338.50	---	---	---	---	---	---	---	---
<b>MSCI GREECE REBASED</b>				(Trade Unit: 1 Index Point x 2E, Cash Settlement)													
5,717.13	5,664.39	5,679.11	-0.17%	June 2024	---	---	---	---	5,665.25	---	---	---	5,705.00	---	---	---	13
				July 2024	---	---	---	---	5,602.50	---	---	---	5,636.00	---	---	---	---
				August 2024	---	---	---	---	5,716.00	---	---	---	---	---	---	---	---
				September 2024	---	---	---	---	5,727.00	---	---	---	---	---	---	---	---
				October 2024	---	---	---	---	5,735.75	---	---	---	---	---	---	---	---
				November 2024	---	---	---	---	5,744.75	---	---	---	---	---	---	---	---
				December 2024	---	---	---	---	5,755.75	---	---	---	---	---	---	---	---
				March 2025	---	---	---	---	5,784.50	---	---	---	---	---	---	---	---

Derivatives notes

Fixing prices and final open positions can be retrieved from the following path <http://www.helex.gr/el/web/guest/statistics-end-of-day-derivatives>

Underlying Asset				Derivatives Market													
Price max	Price min	Closing price	change	Delivery Month	Open price	Price max	Price min	Last price	Closing price	Last Bid	Last Ask	Fixing price*	Life high	Life low	Trades	Volume	Open Interest
<b>ADMIE (IPTO) HOLDING S.A. (CR)</b>				(Contract Size: 100 Securities, Physical Delivery)													
2.295	2.24	2.275	-0.22%	June 2024	2.30	2.31	2.27	2.27	2.27	---	---	---	2.44	---	67	636	27,023
				September 2024	---	---	---	---	2.27	---	---	---	2.39	---	---	---	760
				December 2024	---	---	---	---	2.31	---	---	---	---	---	---	---	---
				March 2025	---	---	---	---	2.32	---	---	---	---	---	---	---	---
<b>AEGEAN AIRLINES (CR)</b>				(Contract Size: 100 Securities, Physical Delivery)													
12.59	12.18	12.43	0.24%	June 2024	12.49	12.59	12.30	12.55	12.55	---	---	---	12.79	---	51	311	4,058
				September 2024	---	---	---	---	12.48	---	---	---	---	---	---	---	---
				December 2024	---	---	---	---	12.55	---	---	---	---	---	---	---	---
				March 2025	---	---	---	---	12.61	---	---	---	---	---	---	---	---
<b>ALPHA SERVICES HOLD (CR)</b>				(Contract Size: 100 Securities, Physical Delivery)													
1.74	1.7015	1.7115	-1.18%	June 2024	1.74	1.74	1.71	1.71	1.71	---	---	---	1.82	---	146	5,720	171,450
				September 2024	1.73	1.73	1.73	1.73	1.73	---	---	---	1.79	---	7	460	3,803
				December 2024	---	---	---	---	1.75	---	---	---	---	---	---	---	---
				March 2025	---	---	---	---	1.76	---	---	---	---	---	---	---	---
<b>ATHENS INTL AIRPORT (CR)</b>				(Contract Size: 100 Securities, Physical Delivery)													
8.4	8.3	8.312	-0.05%	June 2024	8.38	8.40	8.35	8.37	8.37	---	---	---	8.65	---	61	549	1,554
				September 2024	---	---	---	---	8.37	---	---	---	---	---	---	---	---
				December 2024	---	---	---	---	8.41	---	---	---	---	---	---	---	---
				March 2025	---	---	---	---	8.46	---	---	---	---	---	---	---	---
<b>AUTOHELLAS SA (CR)</b>				(Contract Size: 100 Securities, Physical Delivery)													
12.14	11.92	12	0.00%	June 2024	---	---	---	---	11.50	---	---	---	13.67	---	---	---	207
				September 2024	---	---	---	---	12.08	---	---	---	---	---	---	---	---
				December 2024	---	---	---	---	12.14	---	---	---	---	---	---	---	---
				March 2025	---	---	---	---	12.20	---	---	---	---	---	---	---	---
<b>AVAX S.A. (CR)</b>				(Contract Size: 100 Securities, Physical Delivery)													
1.64	1.606	1.606	-0.86%	June 2024	1.63	1.65	1.62	1.62	1.62	---	---	---	1.72	---	6	16	974
				September 2024	---	---	---	---	1.63	---	---	---	---	---	---	---	---
				December 2024	---	---	---	---	1.64	---	---	---	---	---	---	---	---
				March 2025	---	---	---	---	1.65	---	---	---	---	---	---	---	---
<b>CC HBC AG (CR)</b>				(Contract Size: 100 Securities, Physical Delivery)													
32.74	32.46	32.46	-0.25%	June 2024	31.80	31.80	31.80	31.80	31.80	---	---	---	32.00	---	1	1	50
				September 2024	---	---	---	---	32.76	---	---	---	---	---	---	---	---
				December 2024	---	---	---	---	32.92	---	---	---	---	---	---	---	---
				March 2025	---	---	---	---	33.09	---	---	---	---	---	---	---	---

Derivatives notes

Fixing prices and final open positions can be retrieved from the following path <http://www.helex.gr/el/web/guest/statistics-end-of-day-derivatives>

Underlying Asset				Derivatives Market													
Price max	Price min	Closing price	change	Delivery Month	Open price	Price max	Price min	Last price	Closing price	Last Bid	Last Ask	Fixing price*	Life high	Life low	Trades	Volume	Open Interest
<b>CENERGY HOLDINGS (CB)</b>																	
(Contract Size: 100 Securities, Physical Delivery)																	
9	8.63	9	4.05%	June 2024	8.67	8.93	8.67	8.91	8.91	---	---	---	8.93	---	18	53	4,028
				September 2024	---	---	---	---	8.71	---	---	---	---	---	---	---	---
				December 2024	---	---	---	---	8.75	---	---	---	---	---	---	---	---
				March 2025	---	---	---	---	8.80	---	---	---	---	---	---	---	---
<b>ELLAKTOR (CR)</b>																	
(Contract Size: 100 Securities, Physical Delivery)																	
2.715	2.61	2.67	2.30%	June 2024	2.65	2.72	2.63	2.67	2.67	---	---	---	2.83	---	48	400	4,782
				September 2024	---	---	---	---	2.62	---	---	---	2.70	---	---	---	15
				December 2024	---	---	---	---	2.64	---	---	---	---	---	---	---	---
				March 2025	---	---	---	---	2.65	---	---	---	---	---	---	---	---
<b>ELVALHALCOR (CR)</b>																	
(Contract Size: 100 Securities, Physical Delivery)																	
2.05	1.978	1.982	-3.79%	June 2024	2.00	2.03	1.99	2.00	2.00	---	---	---	2.28	---	31	114	4,796
				September 2024	---	---	---	---	2.09	---	---	---	1.82	---	---	---	50
				December 2024	---	---	---	---	2.08	---	---	---	---	---	---	---	---
				March 2025	---	---	---	---	2.09	---	---	---	---	---	---	---	---
<b>EUROBANK HOLDINGS (CR)</b>																	
(Contract Size: 100 Securities, Physical Delivery)																	
2.123	2.073	2.092	-0.52%	June 2024	2.10	2.11	2.07	2.08	2.08	---	---	---	2.19	---	32	613	28,378
				September 2024	---	---	---	---	2.09	---	---	---	2.16	---	---	---	46
				December 2024	---	---	---	---	2.13	---	---	---	---	---	---	---	---
				March 2025	---	---	---	---	2.14	---	---	---	---	---	---	---	---
<b>EYDAP S.A. (CR)</b>																	
(Contract Size: 100 Securities, Physical Delivery)																	
5.96	5.81	5.89	-0.84%	June 2024	---	---	---	---	5.93	---	---	---	6.10	---	---	---	4,344
				September 2024	---	---	---	---	5.98	---	---	---	---	---	---	---	---
				December 2024	---	---	---	---	6.01	---	---	---	---	---	---	---	---
				March 2025	---	---	---	---	6.04	---	---	---	---	---	---	---	---
<b>FOURLIS (CR)</b>																	
(Contract Size: 100 Securities, Physical Delivery)																	
4.17	4.09	4.17	1.71%	June 2024	4.15	4.15	4.15	4.15	4.15	---	---	---	4.38	---	1	2	1,112
				September 2024	---	---	---	---	4.11	---	---	---	4.19	---	---	---	5
				December 2024	---	---	---	---	4.15	---	---	---	---	---	---	---	---
				March 2025	---	---	---	---	4.17	---	---	---	---	---	---	---	---
<b>GEK TERNA (CR)</b>																	
(Contract Size: 100 Securities, Physical Delivery)																	
16.88	16.2	16.72	2.70%	June 2024	16.34	16.84	16.33	16.80	16.80	---	---	---	17.26	---	55	222	15,880
				September 2024	---	---	---	---	16.62	---	---	---	15.80	---	---	---	30
				December 2024	---	---	---	---	16.47	---	---	---	---	---	---	---	---
				March 2025	---	---	---	---	16.55	---	---	---	---	---	---	---	---

Derivatives notes

Fixing prices and final open positions can be retrieved from the following path <http://www.helex.gr/el/web/guest/statistics-end-of-day-derivatives>



Underlying Asset				Derivatives Market													
Price max	Price min	Closing price	change	Delivery Month	Open price	Price max	Price min	Last price	Closing price	Last Bid	Last Ask	Fixing price*	Life high	Life low	Trades	Volume	Open Interest
<b>HELLENIC EXCHANGES-A.S.E. (CR)</b>				(Contract Size: 100 Securities, Physical Delivery)													
5.2	5.15	5.18	0.98%	June 2024	5.20	5.21	5.20	5.21	5.21	---	---	---	5.71	---	6	29	8,675
				September 2024	---	---	---	---	4.99	---	---	---	5.25	---	---	---	8
				December 2024	---	---	---	---	5.19	---	---	---	---	---	---	---	---
				March 2025	---	---	---	---	5.22	---	---	---	---	---	---	---	---
<b>HELLENiQ ENERGY (CR)</b>				(Contract Size: 100 Securities, Physical Delivery)													
8.525	8.32	8.38	-0.24%	June 2024	8.48	8.48	8.38	8.39	8.39	---	---	---	8.86	---	20	84	5,568
				September 2024	8.19	8.19	8.19	8.19	8.19	---	---	---	8.19	---	1	10	---
				December 2024	---	---	---	---	8.50	---	---	---	---	---	---	---	---
				March 2025	---	---	---	---	8.54	---	---	---	---	---	---	---	---
<b>INTRACOM HOLDINGS (CR)</b>				(Contract Size: 100 Securities, Physical Delivery)													
3.72	3.615	3.615	-2.03%	June 2024	3.71	3.71	3.65	3.65	3.65	---	---	---	4.30	---	18	75	7,947
				September 2024	---	---	---	---	3.71	---	---	---	---	---	---	---	---
				December 2024	---	---	---	---	3.73	---	---	---	---	---	---	---	---
				March 2025	---	---	---	---	3.75	---	---	---	---	---	---	---	---
<b>INTRAKAT (CR)</b>				(Contract Size: 100 Securities, Physical Delivery)													
5.21	5.16	5.21	0.19%	June 2024	---	---	---	---	5.00	---	---	---	5.66	---	---	---	2,174
				September 2024	---	---	---	---	5.23	---	---	---	---	---	---	---	---
				December 2024	---	---	---	---	5.26	---	---	---	---	---	---	---	---
				March 2025	---	---	---	---	5.29	---	---	---	---	---	---	---	---
<b>JUMBO SA (CR)</b>				(Contract Size: 100 Securities, Physical Delivery)													
27.86	27	27.6	1.47%	June 2024	27.80	27.80	27.79	27.79	27.79	---	---	---	29.93	---	4	10	563
				September 2024	---	---	---	---	27.38	---	---	---	---	---	---	---	---
				December 2024	---	---	---	---	27.52	---	---	---	---	---	---	---	---
				March 2025	---	---	---	---	27.66	---	---	---	---	---	---	---	---
<b>LAMDA DEVELOPMENT SA (CR)</b>				(Contract Size: 100 Securities, Physical Delivery)													
6.87	6.76	6.78	-0.29%	June 2024	6.80	6.80	6.80	6.80	6.80	---	---	---	7.20	---	1	2	7,523
				September 2024	---	---	---	---	6.85	---	---	---	---	---	---	---	---
				December 2024	---	---	---	---	6.88	---	---	---	---	---	---	---	---
				March 2025	---	---	---	---	6.91	---	---	---	---	---	---	---	---
<b>MIG (CR)</b>				(Contract Size: 100 Securities, Physical Delivery)													
4.05	3.9	3.91	-1.76%	June 2024	---	---	---	---	3.99	---	---	---	4.25	---	---	---	142
				September 2024	---	---	---	---	4.01	---	---	---	---	---	---	---	---
				December 2024	---	---	---	---	4.03	---	---	---	---	---	---	---	---
				March 2025	---	---	---	---	4.05	---	---	---	---	---	---	---	---

Derivatives notes

Fixing prices and final open positions can be retrieved from the following path <http://www.helex.gr/el/web/guest/statistics-end-of-day-derivatives>

Underlying Asset				Derivatives Market													
Price max	Price min	Closing price	change	Delivery Month	Open price	Price max	Price min	Last price	Closing price	Last Bid	Last Ask	Fixing price*	Life high	Life low	Trades	Volume	Open Interest
<b>MOTOR OIL (CR)</b>				(Contract Size: 100 Securities, Physical Delivery)													
28.56	27.58	28.56	2.66%	June 2024	27.90	28.77	27.90	28.77	28.77	---	---	---	28.77	---	18	73	381
				September 2024	---	---	---	---	28.01	---	---	---	---	---	---	---	---
				December 2024	---	---	---	---	28.15	---	---	---	---	---	---	---	---
				March 2025	---	---	---	---	28.29	---	---	---	---	---	---	---	---
<b>MYTILINEOS (CR)</b>				(Contract Size: 100 Securities, Physical Delivery)													
37.38	36.84	37.06	0.11%	June 2024	37.39	37.45	37.00	37.19	37.19	---	---	---	39.58	---	45	270	5,494
				September 2024	36.51	36.51	36.35	36.35	36.35	---	---	---	38.35	---	3	3	580
				December 2024	---	---	---	---	37.46	---	---	---	---	---	---	---	---
				March 2025	---	---	---	---	37.64	---	---	---	---	---	---	---	---
<b>NATIONAL BANK (CR)</b>				(Contract Size: 100 Securities, Physical Delivery)													
8.398	8.246	8.31	-0.60%	June 2024	8.39	8.40	8.27	8.34	8.34	---	---	---	8.67	---	58	218	10,508
				September 2024	---	---	---	---	8.39	---	---	---	7.04	---	---	---	40
				December 2024	---	---	---	---	8.46	---	---	---	---	---	---	---	---
				March 2025	---	---	---	---	8.50	---	---	---	---	---	---	---	---
<b>OPAP (CR)</b>				(Contract Size: 100 Securities, Physical Delivery)													
15.16	14.95	14.95	0.47%	June 2024	15.07	15.20	15.05	15.06	15.06	---	---	---	16.99	---	37	78	2,654
				September 2024	14.98	14.98	14.98	14.98	14.98	---	---	---	14.98	---	1	1	---
				December 2024	---	---	---	---	15.06	---	---	---	---	---	---	---	---
				March 2025	---	---	---	---	15.13	---	---	---	---	---	---	---	---
<b>OPTIMA BANK (CR)</b>				(Contract Size: 100 Securities, Physical Delivery)													
11.72	11.6	11.64	-0.34%	June 2024	11.36	11.37	11.30	11.30	11.30	---	---	---	11.40	---	3	25	194
				September 2024	---	---	---	---	11.76	---	---	---	---	---	---	---	---
				December 2024	---	---	---	---	11.82	---	---	---	---	---	---	---	---
				March 2025	---	---	---	---	11.88	---	---	---	---	---	---	---	---
<b>OTE (CR)</b>				(Contract Size: 100 Securities, Physical Delivery)													
13.99	13.78	13.78	-0.14%	June 2024	13.91	14.03	13.90	13.93	13.93	---	---	---	14.58	---	9	29	6,059
				September 2024	---	---	---	---	13.90	---	---	---	14.26	---	---	---	3
				December 2024	---	---	---	---	13.96	---	---	---	---	---	---	---	---
				March 2025	---	---	---	---	14.03	---	---	---	---	---	---	---	---
<b>P.P.A. S.A. (CR)</b>				(Contract Size: 100 Securities, Physical Delivery)													
24.55	24.25	24.4	-0.20%	June 2024	---	---	---	---	24.38	---	---	---	28.71	---	---	---	128
				September 2024	---	---	---	---	24.61	---	---	---	---	---	---	---	---
				December 2024	---	---	---	---	24.74	---	---	---	---	---	---	---	---
				March 2025	---	---	---	---	24.86	---	---	---	---	---	---	---	---

Derivatives notes

Fixing prices and final open positions can be retrieved from the following path <http://www.helex.gr/el/web/guest/statistics-end-of-day-derivatives>

Underlying Asset				Derivatives Market													
Price max	Price min	Closing price	change	Delivery Month	Open price	Price max	Price min	Last price	Closing price	Last Bid	Last Ask	Fixing price*	Life high	Life low	Trades	Volume	Open Interest
(Contract Size: 100 Securities, Physical Delivery)																	
<b>PIRAEUS FINANCIAL HOLD (CR)</b>																	
3.811	3.758	3.758	-0.90%	June 2024	3.84	3.84	3.77	3.78	3.78	---	---	---	4.26	---	220	3,383	99,900
				September 2024	3.83	3.83	3.83	3.83	3.83	---	---	---	4.05	---	2	14	1,406
				December 2024	---	---	---	---	3.84	---	---	---	---	---	---	---	---
				March 2025	---	---	---	---	3.86	---	---	---	---	---	---	---	---
(Contract Size: 100 Securities, Physical Delivery)																	
<b>PPC (CR)</b>																	
11.85	11.62	11.62	-0.85%	June 2024	11.81	11.86	11.66	11.72	11.72	---	---	---	12.75	---	94	424	33,614
				September 2024	11.75	11.84	11.70	11.84	11.84	---	---	---	11.88	---	5	20	302
				December 2024	---	---	---	---	11.86	---	---	---	---	---	---	---	---
				March 2025	---	---	---	---	11.92	---	---	---	---	---	---	---	---
(Contract Size: 100 Securities, Physical Delivery)																	
<b>QUEST HOLDINGS (CR)</b>																	
5.68	5.46	5.48	-4.03%	June 2024	5.44	5.50	5.44	5.50	5.50	---	---	---	6.29	---	5	16	304
				September 2024	---	---	---	---	5.75	---	---	---	---	---	---	---	---
				December 2024	---	---	---	---	5.78	---	---	---	---	---	---	---	---
				March 2025	---	---	---	---	5.81	---	---	---	---	---	---	---	---
(Contract Size: 100 Securities, Physical Delivery)																	
<b>TERNA ENERGY (CR)</b>																	
18.22	18.07	18.13	0.17%	June 2024	18.25	18.32	18.17	18.23	18.23	---	---	---	19.00	---	57	273	32,324
				September 2024	---	---	---	---	18.22	---	---	---	---	---	---	---	---
				December 2024	---	---	---	---	18.31	---	---	---	---	---	---	---	---
				March 2025	---	---	---	---	18.40	---	---	---	---	---	---	---	---
(Contract Size: 100 Securities, Physical Delivery)																	
<b>TITAN CEMENT (CB)</b>																	
32.2	31.75	32.2	1.10%	June 2024	31.95	32.15	31.95	32.15	32.15	---	---	---	32.15	---	3	11	173
				September 2024	---	---	---	---	32.06	---	---	---	---	---	---	---	---
				December 2024	---	---	---	---	32.23	---	---	---	---	---	---	---	---
				March 2025	---	---	---	---	32.39	---	---	---	---	---	---	---	---
(Contract Size: 100 Securities, Physical Delivery)																	
<b>VIOHALCO SA/NV (CB)</b>																	
6.58	6.28	6.58	4.11%	June 2024	6.33	6.56	6.30	6.54	6.54	---	---	---	6.59	---	140	521	4,915
				September 2024	---	---	---	---	6.30	---	---	---	6.50	---	---	---	15
				December 2024	---	---	---	---	6.39	---	---	---	---	---	---	---	---
				March 2025	---	---	---	---	6.43	---	---	---	---	---	---	---	---

Derivatives notes

Fixing prices and final open positions can be retrieved from the following path <http://www.helex.gr/el/web/guest/statistics-end-of-day-derivatives>

FTSE/Athex Large Cap

(Trade Unit: 1 Index Point x 2€ - Exercise Style: European, Cash Settlement)

Call Options															Put Options																			
June 2024								July 2024							Other Months		June 2024								July 2024							Other Months		Exercise Price
Open price	Price max	Price min	Last price	Closing price	Volume	Open Interest	Open price	Price max	Price min	Last price	Closing price	Volume	Open Interest	Volume	Open Interest	Open price	Price max	Price min	Last price	Closing price	Volume	Open Interest	Open price	Price max	Price min	Last price	Closing price	Volume	Open Interest	Volume	Open Interest			
2,450	0.00	0.00	0.00	-	1,139.00	-	-	-	-	-	-	-	-	-	-	0.00	0.00	0.00	-	0.02	-	-	-	-	-	-	-	-	-	-	-	2,450		
2,500	0.00	0.00	0.00	-	1,089.00	-	-	-	-	-	-	-	-	-	-	0.00	0.00	0.00	-	0.01	-	-	-	-	-	-	-	-	-	-	-	2,500		
2,550	0.00	0.00	0.00	-	1,039.00	-	-	-	-	-	-	-	-	-	-	0.00	0.00	0.00	-	0.01	-	-	-	-	-	-	-	-	-	-	-	2,550		
2,600	0.00	0.00	0.00	-	989.00	-	-	-	-	-	-	-	-	-	-	0.00	0.00	0.00	-	0.01	-	-	-	-	-	-	-	-	-	-	-	2,600		
2,650	0.00	0.00	0.00	-	939.00	-	-	-	-	-	-	-	-	-	-	0.00	0.00	0.00	-	0.01	-	-	-	-	-	-	-	-	-	-	-	2,650		
2,700	0.00	0.00	0.00	-	889.00	-	-	-	-	-	-	-	-	-	-	0.00	0.00	0.00	-	0.01	-	-	-	-	-	-	-	-	-	-	-	2,700		
2,750	0.00	0.00	0.00	-	839.00	-	-	-	-	-	-	-	-	-	-	0.00	0.00	0.00	-	0.01	-	-	-	-	-	-	-	-	-	-	-	2,750		
2,800	0.00	0.00	0.00	-	789.00	-	-	-	-	-	-	-	-	-	-	0.00	0.00	0.00	-	0.01	-	-	-	-	-	-	-	-	-	-	-	2,800		
2,850	0.00	0.00	0.00	-	739.00	-	-	-	-	-	-	-	-	-	-	0.00	0.00	0.00	-	0.01	-	-	-	-	-	-	-	-	-	-	-	2,850		
2,900	0.00	0.00	0.00	-	689.00	-	-	-	-	-	-	-	-	-	-	0.00	0.00	0.00	-	0.01	-	-	-	-	-	-	-	-	-	-	-	2,900		
2,950	0.00	0.00	0.00	-	639.00	-	-	-	-	-	-	-	-	-	-	0.00	0.00	0.00	-	0.01	-	-	-	-	-	-	-	-	-	-	-	2,950		
3,000	0.00	0.00	0.00	-	590.00	-	-	-	-	-	-	-	-	-	-	0.00	0.00	0.00	-	0.04	-	-	-	-	-	-	-	-	-	-	-	3,000		
3,050	0.00	0.00	0.00	-	540.00	-	-	-	-	-	-	-	-	-	-	0.00	0.00	0.00	-	0.12	-	-	-	-	-	-	-	-	-	-	-	3,050		
3,100	0.00	0.00	0.00	-	490.00	-	-	-	-	-	-	-	-	-	-	0.00	0.00	0.00	-	0.30	-	-	-	-	-	-	-	-	-	-	-	3,100		
3,150	0.00	0.00	0.00	-	440.00	-	-	0.00	0.00	0.00	-	409.00	-	-	-	0.00	0.00	0.00	-	0.71	-	-	0.00	0.00	0.00	-	7.20	-	-	-	3,150			
3,200	0.00	0.00	0.00	-	391.00	-	-	0.00	0.00	0.00	-	364.00	-	-	-	0.00	0.00	0.00	-	1.50	-	-	0.00	0.00	0.00	-	11.25	-	-	-	3,200			
3,250	0.00	0.00	0.00	-	343.00	-	-	0.00	0.00	0.00	-	320.00	-	-	-	0.00	0.00	0.00	-	3.20	-	-	0.00	0.00	0.00	-	17.25	-	-	-	3,250			
3,300	0.00	0.00	0.00	-	296.00	-	-	0.00	0.00	0.00	-	278.00	-	-	-	0.00	0.00	0.00	-	6.00	-	-	0.00	0.00	0.00	-	25.25	-	-	-	3,300			
3,350	0.00	0.00	0.00	-	251.00	-	-	0.00	0.00	0.00	-	239.00	-	-	-	0.00	0.00	0.00	-	10.75	-	57	0.00	0.00	0.00	-	35.75	-	-	-	3,350			
3,400	0.00	0.00	0.00	-	208.00	-	-	0.00	0.00	0.00	-	202.00	-	-	-	0.00	0.00	0.00	-	18.00	-	3	0.00	0.00	0.00	-	49.25	-	-	-	3,400			
3,450	0.00	0.00	0.00	-	169.00	-	40	0.00	0.00	0.00	-	169.00	-	-	-	0.00	0.00	0.00	-	28.50	-	10	0.00	0.00	0.00	-	66.00	-	-	-	3,450			
3,500	140.00	140.00	140.00	140.00	140.00	1	102	0.00	0.00	0.00	-	139.00	-	-	-	42.00	140.00	42.00	42.00	42.00	3	50	0.00	0.00	0.00	-	86.00	-	-	-	3,500			
3,550	105.00	105.00	104.00	104.00	104.00	2	21	118.00	120.00	118.00	120.00	120.00	60	-	-	0.00	105.00	0.00	-	62.50	-	70	0.00	0.00	0.00	-	110.00	-	-	-	3,550			
3,600	0.00	0.00	0.00	-	77.00	-	20	0.00	0.00	0.00	-	90.50	-	2	-	0.00	0.00	0.00	-	86.50	-	120	0.00	0.00	0.00	-	137.00	-	-	-	3,600			
3,650	0.00	0.00	0.00	-	56.00	-	3	0.00	0.00	0.00	-	71.50	-	20	-	0.00	0.00	0.00	-	115.00	-	60	0.00	0.00	0.00	-	168.00	-	-	-	3,650			
3,700	0.00	0.00	0.00	-	39.25	-	25	50.00	50.00	50.00	50.00	50.00	20	20	-	0.00	0.00	0.00	-	149.00	-	21	195.00	195.00	195.00	195.00	195.00	20	1	-	3,700			
3,750	0.00	0.00	0.00	-	26.75	-	-	0.00	0.00	0.00	-	42.25	-	20	-	0.00	0.00	0.00	-	186.00	-	-	0.00	0.00	0.00	-	238.00	-	-	-	3,750			
3,800	17.50	17.50	17.50	17.50	17.50	2	20	30.00	30.00	30.00	30.00	30.00	20	-	-	0.00	17.50	0.00	-	227.00	-	-	0.00	0.00	0.00	-	277.00	-	-	-	3,800			
3,850	10.00	10.00	10.00	10.00	10.00	20	15	0.00	0.00	0.00	-	23.50	-	-	-	0.00	10.00	0.00	-	270.00	-	-	0.00	0.00	0.00	-	319.00	-	-	-	3,850			
3,900	0.00	0.00	0.00	-	7.00	-	-	0.00	0.00	0.00	-	17.25	-	-	-	0.00	0.00	0.00	-	316.00	-	-	0.00	0.00	0.00	-	363.00	-	-	-	3,900			
Totals:						25	246					100	62	0	0						3	391					20	1	0	0				
Number of Trades:						5						5		0							1					2		0						

ALPHA SERVICES HOLD (CR)

(Contract Size: 100 Securities, Exercise Style: American, Physical Delivery)

Call Options														Put Options																			
Exercise Price	June 2024						July 2024						Other Months		June 2024						July 2024						Other Months		Exercise Price				
	Open price	Price max	Price min	Last price	Closing price	Volume	Open Interest	Open price	Price max	Price min	Last price	Closing price	Volume	Open Interest	Volume	Open Interest	Open price	Price max	Price min	Last price	Closing price	Volume	Open Interest	Open price	Price max	Price min	Last price	Closing price		Volume	Open Interest	Volume	Open Interest
0.850	0.000	0.000	0.000	0.881	-	-											0.000	0.000	0.000	0.001	-	-											0.009
0.900	0.000	0.000	0.000	0.831	-	-											0.000	0.000	0.000	0.002	-	-											0.009
0.950	0.000	0.000	0.000	0.782	-	-											0.000	0.000	0.000	0.004	-	-											0.010
1.000	0.000	0.000	0.000	0.732	-	-											0.000	0.000	0.000	0.001	-	-											0.010
1.100	0.000	0.000	0.000	0.632	-	-	0.000	0.000	0.000	0.634	-	-					0.000	0.000	0.000	0.001	-	-	0.000	0.000	0.000	0.001	-	-					0.011
1.200	0.000	0.000	0.000	0.532	-	-	0.000	0.000	0.000	0.534	-	-					0.000	0.000	0.000	0.001	-	-	0.000	0.000	0.000	0.001	-	-					0.012
1.300	0.000	0.000	0.000	0.432	-	-	0.000	0.000	0.000	0.435	-	-					0.000	0.000	0.000	0.001	-	-	0.000	0.000	0.000	0.001	-	-					0.013
1.400	0.000	0.000	0.000	0.333	-	-	0.000	0.000	0.000	0.338	-	-					0.000	0.000	0.000	0.001	-	-	0.000	0.000	0.000	0.003	-	-					0.014
1.500	0.000	0.000	0.000	0.237	-	-	0.000	0.000	0.000	0.246	-	-					0.000	0.000	0.000	0.005	-	-	0.000	0.000	0.000	0.011	-	-					0.015
1.600	0.000	0.000	0.000	0.151	-	-	0.000	0.000	0.000	0.167	-	-					0.000	0.000	0.000	0.019	-	-	0.000	0.000	0.000	0.031	-	-					0.016
1.700	0.000	0.000	0.000	0.084	-	-	0.000	0.000	0.000	0.103	-	-					0.000	0.000	0.000	0.051	-	-	0.000	0.000	0.000	0.068	-	-					0.017
1.800	0.000	0.000	0.000	0.040	-	-	0.000	0.000	0.000	0.058	-	-					0.000	0.000	0.000	0.107	-	-	0.000	0.000	0.000	0.123	-	-					0.018
1.900	0.000	0.000	0.000	0.016	-	-	0.000	0.000	0.000	0.030	-	-					0.000	0.000	0.000	0.184	-	-	0.000	0.000	0.000	0.195	-	-					0.019
2.000	0.000	0.000	0.000	0.005	-	-	0.000	0.000	0.000	0.014	-	-					0.000	0.000	0.000	0.273	-	-	0.000	0.000	0.000	0.280	-	-					0.020
2.200	0.000	0.000	0.000	0.001	-	-	0.000	0.000	0.000	0.002	-	-					0.000	0.000	0.000	0.470	-	-	0.000	0.000	0.000	0.470	-	-					0.022
2.400	0.000	0.000	0.000	0.001	-	-	0.000	0.000	0.000	0.001	-	-					0.000	0.000	0.000	0.670	-	-	0.000	0.000	0.000	0.670	-	-					0.024
2.600	0.000	0.000	0.000	0.001	-	-	0.000	0.000	0.000	0.001	-	-					0.000	0.000	0.000	0.870	-	-	0.000	0.000	0.000	0.870	-	-					0.026
Totals:						0	0							0	0	0								0	0	0		0					
Number of Trades:						0							0	0								0.00							0	0			

NATIONAL BANK (CR)

(Contract Size: 100 Securities, Exercise Style: American, Physical Delivery)

Call Options														Put Options																		
June 2024							July 2024							Other Months		June 2024							July 2024							Other Months		Exercise Price
Open price	Price max	Price min	Last price	Closing price	Volume	Open Interest	Open price	Price max	Price min	Last price	Closing price	Volume	Open Interest	Volume	Open Interest	Open price	Price max	Price min	Last price	Closing price	Volume	Open Interest	Open price	Price max	Price min	Last price	Closing price	Volume	Open Interest	Volume	Open Interest	
3.400	0.000	0.000	0.000	4.97	-	-										0.000	0.000	0.000	0.001	-	-											0.034
3.600	0.000	0.000	0.000	4.77	-	-										0.000	0.000	0.000	0.001	-	-											0.036
3.800	0.000	0.000	0.000	4.57	-	-										0.000	0.000	0.000	0.001	-	-											0.038
4.000	0.000	0.000	0.000	4.37	-	-										0.000	0.000	0.000	0.001	-	-											0.040
4.400	0.000	0.000	0.000	3.97	-	-										0.000	0.000	0.000	0.001	-	-											0.044
4.800	0.000	0.000	0.000	3.57	-	-										0.000	0.000	0.000	0.001	-	-											0.048
5.200	0.000	0.000	0.000	3.17	-	-	0.000	0.000	0.000		3.18	-	-			0.000	0.000	0.000	0.001	-	-	0.000	0.000	0.000	0.001	-	-					0.052
5.600	0.000	0.000	0.000	2.77	-	-	0.000	0.000	0.000		2.78	-	-			0.000	0.000	0.000	0.001	-	-	0.000	0.000	0.000	0.001	-	-					0.056
6.000	0.000	0.000	0.000	2.37	-	-	0.000	0.000	0.000		2.38	-	-			0.000	0.000	0.000	0.001	-	-	0.000	0.000	0.000	0.001	-	-					0.060
6.400	0.000	0.000	0.000	1.97	-	-	0.000	0.000	0.000		1.98	-	-			0.000	0.000	0.000	0.002	-	-	0.000	0.000	0.000	0.004	-	-					0.064
6.800	0.000	0.000	0.000	1.57	-	-	0.000	0.000	0.000		1.60	-	-			0.000	0.000	0.000	0.002	-	-	0.000	0.000	0.000	0.015	-	-					0.068
7.200	0.000	0.000	0.000	1.18	-	-	0.000	0.000	0.000		1.23	-	-			0.000	0.000	0.000	0.010	-	-	0.000	0.000	0.000	0.047	-	-					0.072
7.600	0.000	0.000	0.000	0.817	-	30	0.000	0.000	0.000		0.899	-	-			0.000	0.000	0.000	0.044	-	324	0.000	0.000	0.000	0.115	-	-					0.076
8.000	0.000	0.000	0.000	0.506	-	-	0.000	0.000	0.000		0.619	-	-			0.000	0.000	0.000	0.133	-	-	0.000	0.000	0.000	0.234	-	-					0.080
8.400	0.000	0.000	0.000	0.275	-	-	0.000	0.000	0.000		0.399	-	-			0.000	0.000	0.000	0.302	-	10	0.000	0.000	0.000	0.414	-	-					0.084
8.800	0.000	0.000	0.000	0.128	-	-	0.000	0.000	0.000		0.243	-	-			0.000	0.000	0.000	0.556	-	-	0.000	0.000	0.000	0.658	-	-					0.088
9.200	0.000	0.000	0.000	0.052	-	-	0.000	0.000	0.000		0.137	-	-			0.000	0.000	0.000	0.880	-	-	0.000	0.000	0.000	0.953	-	-					0.092
9.600	0.000	0.000	0.000	0.018	-	-	0.000	0.000	0.000		0.071	-	-			0.000	0.000	0.000	1.25	-	-	0.000	0.000	0.000	1.29	-	-					0.096
10.000	0.000	0.000	0.000	0.005	-	-	0.000	0.000	0.000		0.036	-	-			0.000	0.000	0.000	1.64	-	-	0.000	0.000	0.000	1.66	-	-					0.100
11.000	0.000	0.000	0.000	0.001	-	-	0.000	0.000	0.000		0.005	-	-			0.000	0.000	0.000	2.64	-	-	0.000	0.000	0.000	2.64	-	-					0.110
Totals:					0	30					0	0	0	0	0						0	334						0	0	0	0	0
Number of Trades:					0						0	0	0	0							0.00						0	0	0	0	0	

OPAP (CR)

(Contract Size: 100 Securities, Exercise Style: American, Physical Delivery)

Call Options														Put Options																					
June 2024							July 2024							Other Months		June 2024							July 2024							Other Months		Exercise Price			
Open price	Price max	Price min	Last price	Closing price	Volume	Open Interest	Open price	Price max	Price min	Last price	Closing price	Volume	Open Interest	Volume	Open Interest	Open price	Price max	Price min	Last price	Closing price	Volume	Open Interest	Open price	Price max	Price min	Last price	Closing price	Volume	Open Interest	Volume	Open Interest				
9.600	0.000	0.000	0.000	5.30	-	-										0.000	0.000	0.000	0.001	-	-												0.096		
10.000	0.000	0.000	0.000	4.90	-	-	0.000	0.000	0.000	4.91	-	-				0.000	0.000	0.000	0.001	-	-			0.000	0.000	0.000	0.001	-	-				0.100		
11.000	0.000	0.000	0.000	3.90	-	-	0.000	0.000	0.000	3.92	-	-				0.000	0.000	0.000	0.001	-	-			0.000	0.000	0.000	0.001	-	-				0.110		
12.000	0.000	0.000	0.000	2.90	-	-	0.000	0.000	0.000	2.92	-	-				0.000	0.000	0.000	0.001	-	-			0.000	0.000	0.000	0.003	-	-				0.120		
13.000	0.000	0.000	0.000	1.91	-	-	0.000	0.000	0.000	1.96	-	-				0.000	0.000	0.000	0.006	-	-			0.000	0.000	0.000	0.035	-	-				0.130		
14.000	0.000	0.000	0.000	0.991	-	-	0.000	0.000	0.000	1.11	-	-				0.000	0.000	0.000	0.088	-	-			0.000	0.000	0.000	0.188	-	-				0.140		
15.000	0.000	0.000	0.000	0.349	-	-	0.000	0.000	0.000	0.508	-	-				0.000	0.000	0.000	0.446	-	20			0.000	0.000	0.000	0.584	-	-				0.150		
16.000	0.000	0.000	0.000	0.073	-	-	0.000	0.000	0.000	0.180	-	-				0.000	0.000	0.000	1.17	-	-			0.000	0.000	0.000	1.26	-	-				0.160		
17.000	0.000	0.000	0.000	0.009	-	33	0.000	0.000	0.000	0.049	-	-				0.000	0.000	0.000	2.12	-	-			0.000	0.000	0.000	2.14	-	-				0.170		
18.000	0.000	0.000	0.000	0.001	-	-	0.000	0.000	0.000	0.011	-	-				0.000	0.000	0.000	3.12	-	-			0.000	0.000	0.000	3.12	-	-				0.180		
19.000	0.000	0.000	0.000	0.001	-	-	0.000	0.000	0.000	0.002	-	-				0.000	0.000	0.000	4.12	-	-			0.000	0.000	0.000	4.12	-	-				0.190		
20.000	0.000	0.000	0.000	0.001	-	-	0.000	0.000	0.000	0.001	-	-				0.000	0.000	0.000	5.12	-	-			0.000	0.000	0.000	5.12	-	-				0.200		
22.000	0.000	0.000	0.000	0.001	-	-	0.000	0.000	0.000	0.001	-	-				0.000	0.000	0.000	7.12	-	-			0.000	0.000	0.000	7.12	-	-				0.220		
24.000	0.000	0.000	0.000	0.001	-	-	0.000	0.000	0.000	0.001	-	-				0.000	0.000	0.000	9.12	-	-			0.000	0.000	0.000	9.12	-	-				0.240		
Totals:					0	33							0	0	0							0	20									0	11	0	0
Number of Trades:					0								0	0									0.00									0	0		

OTE (CR)

(Contract Size: 100 Securities, Exercise Style: American, Physical Delivery)

Exercise Price	Call Options													Put Options																			
	June 2024						July 2024						Other Months		June 2024						July 2024						Other Months		Exercise Price				
	Open price	Price max	Price min	Last price	Closing price	Volume	Open Interest	Open price	Price max	Price min	Last price	Closing price	Volume	Open Interest	Volume	Open Interest	Open price	Price max	Price min	Last price	Closing price	Volume	Open Interest	Open price	Price max	Price min	Last price	Closing price		Volume	Open Interest	Volume	Open Interest
9.200	0.000	0.000	0.000		4.62	-	-										0.000	0.000	0.000		0.001	-	-										
9.600	0.000	0.000	0.000		4.22	-	-	0.000	0.000	0.000		4.23	-	-			0.000	0.000	0.000		0.001	-	-	0.000	0.000	0.000		0.001	-	-			0.096
10.000	0.000	0.000	0.000		3.82	-	-	0.000	0.000	0.000		3.83	-	-			0.000	0.000	0.000		0.001	-	-	0.000	0.000	0.000		0.001	-	-			0.100
11.000	0.000	0.000	0.000		2.82	-	-	0.000	0.000	0.000		2.84	-	-			0.000	0.000	0.000		0.001	-	-	0.000	0.000	0.000		0.007	-	-			0.110
12.000	0.000	0.000	0.000		1.82	-	-	0.000	0.000	0.000		1.89	-	-			0.000	0.000	0.000		0.005	-	-	0.000	0.000	0.000		0.056	-	-			0.120
13.000	0.000	0.000	0.000		0.905	-	-	0.000	0.000	0.000		1.08	-	-			0.000	0.000	0.000		0.084	-	-	0.000	0.000	0.000		0.239	-	-			0.130
14.000	0.000	0.000	0.000		0.284	-	-	0.000	0.000	0.000		0.514	-	-			0.000	0.000	0.000		0.463	-	10	0.000	0.000	0.000		0.673	-	-			0.140
15.000	0.000	0.000	0.000		0.049	-	-	0.000	0.000	0.000		0.197	-	3			0.000	0.000	0.000		1.23	-	-	0.000	0.000	0.000		1.36	-	-			0.150
16.000	0.000	0.000	0.000		0.004	-	-	0.000	0.000	0.000		0.060	-	-			0.000	0.000	0.000		2.20	-	-	0.000	0.000	0.000		2.23	-	-			0.160
17.000	0.000	0.000	0.000		0.002	-	-	0.000	0.000	0.000		0.015	-	-			0.000	0.000	0.000		3.20	-	-	0.000	0.000	0.000		3.20	-	-			0.170
18.000	0.000	0.000	0.000		0.002	-	-	0.000	0.000	0.000		0.003	-	-			0.000	0.000	0.000		4.20	-	-	0.000	0.000	0.000		4.20	-	-			0.180
19.000	0.000	0.000	0.000		0.001	-	-	0.000	0.000	0.000		0.001	-	-			0.000	0.000	0.000		5.20	-	-	0.000	0.000	0.000		5.20	-	-			0.190
20.000	0.000	0.000	0.000		0.001	-	-						-	-			0.000	0.000	0.000		6.20	-	-									0.200	
22.000	0.000	0.000	0.000		0.001	-	-						-	-			0.000	0.000	0.000		8.20	-	-									0.220	
Totals:						0	0						0	3	0	0						0	10					0	5	0	0		
Number of Trades:						0							0		0							0.00						0		0			



PIRAEUS FINANCIAL HOLD (CR)

(Contract Size: 100 Securities, Exercise Style: American, Physical Delivery)

Call Options														Put Options																		
June 2024							July 2024							Other Months		June 2024							July 2024							Other Months		Exercise Price
Open price	Price max	Price min	Last price	Closing price	Volume	Open Interest	Open price	Price max	Price min	Last price	Closing price	Volume	Open Interest	Volume	Open Interest	Open price	Price max	Price min	Last price	Closing price	Volume	Open Interest	Open price	Price max	Price min	Last price	Closing price	Volume	Open Interest	Volume	Open Interest	
1.800	0.000	0.000	0.000	1.99	-	-										0.000	0.000	0.000	0.001	-	-											0.018
1.900	0.000	0.000	0.000	1.89	-	-										0.000	0.000	0.000	0.001	-	-											0.019
2.000	0.000	0.000	0.000	1.79	-	-										0.000	0.000	0.000	0.001	-	-											0.020
2.200	0.000	0.000	0.000	1.59	-	-										0.000	0.000	0.000	0.001	-	-											0.022
2.400	0.000	0.000	0.000	1.39	-	-										0.000	0.000	0.000	0.001	-	-											0.024
2.600	0.000	0.000	0.000	1.19	-	-										0.000	0.000	0.000	0.001	-	-											0.026
2.800	0.000	0.000	0.000	0.995	-	-	0.000	0.000	0.000	1.00	-	-				0.000	0.000	0.000	0.001	-	-	0.000	0.000	0.000	0.001	-	-					0.028
3.000	0.000	0.000	0.000	0.795	-	-	0.000	0.000	0.000	0.803	-	-				0.000	0.000	0.000	0.001	-	-	0.000	0.000	0.000	0.004	-	-					0.030
3.200	0.000	0.000	0.000	0.597	-	-	0.000	0.000	0.000	0.614	-	-				0.000	0.000	0.000	0.002	-	-	0.000	0.000	0.000	0.014	-	-					0.032
3.400	0.000	0.000	0.000	0.409	-	-	0.000	0.000	0.000	0.442	-	-				0.000	0.000	0.000	0.013	-	-	0.000	0.000	0.000	0.041	-	-					0.034
3.600	0.000	0.000	0.000	0.245	-	-	0.000	0.000	0.000	0.297	-	-				0.000	0.000	0.000	0.049	-	-	0.000	0.000	0.000	0.096	-	-					0.036
3.800	0.000	0.000	0.000	0.124	-	-	0.000	0.000	0.000	0.183	-	-				0.000	0.000	0.000	0.128	-	-	0.000	0.000	0.000	0.182	-	-					0.038
4.000	0.000	0.000	0.000	0.053	-	-	0.000	0.000	0.000	0.106	-	-				0.000	0.000	0.000	0.257	-	-	0.000	0.000	0.000	0.305	-	-					0.040
4.400	0.000	0.000	0.000	0.005	-	-	0.000	0.000	0.000	0.027	-	-				0.000	0.000	0.000	0.612	-	-	0.000	0.000	0.000	0.628	-	-					0.044
4.800	0.000	0.000	0.000	0.001	-	-	0.000	0.000	0.000	0.005	-	-				0.000	0.000	0.000	1.01	-	-	0.000	0.000	0.000	1.01	-	-					0.048
5.200	0.000	0.000	0.000	0.001	-	-	0.000	0.000	0.000	0.001	-	-				0.000	0.000	0.000	1.41	-	-	0.000	0.000	0.000	1.41	-	-					0.052
5.600	0.000	0.000	0.000	0.001	-	-	0.000	0.000	0.000	0.001	-	-				0.000	0.000	0.000	1.81	-	-	0.000	0.000	0.000	1.81	-	-					0.056
6.000	0.000	0.000	0.000	0.001	-	-	0.000	0.000	0.000	0.001	-	-				0.000	0.000	0.000	2.21	-	-	0.000	0.000	0.000	2.21	-	-					0.060
6.400	0.000	0.000	0.000	0.001	-	-										0.000	0.000	0.000	2.61	-	-											0.064
Totals:					0	0					0	0	0									0	0									0
Number of Trades:					0						0	0											0.00									0

PPC (CR)

(Contract Size: 100 Securities, Exercise Style: American, Physical Delivery)

Exercise Price	Call Options														Put Options																								
	June 2024							July 2024							Other Months		June 2024							July 2024							Other Months		Exercise Price						
	Open price	Price max	Price min	Last price	Closing price	Volume	Open Interest	Open price	Price max	Price min	Last price	Closing price	Volume	Open Interest	Volume	Open Interest	Open price	Price max	Price min	Last price	Closing price	Volume	Open Interest	Open price	Price max	Price min	Last price	Closing price	Volume	Open Interest	Volume	Open Interest							
6.800	0.000	0.000	0.000	4.93	-	-																														0.068			
7.200	0.000	0.000	0.000	4.53	-	-																													0.072				
7.600	0.000	0.000	0.000	4.13	-	-																													0.076				
8.000	0.000	0.000	0.000	3.73	-	-																													0.080				
8.400	0.000	0.000	0.000	3.33	-	-	0.000	0.000	0.000		3.35	-	-										0.000	0.000	0.000	0.001	-	-	0.000	0.000	0.000	0.001	-	-	0.084				
8.800	0.000	0.000	0.000	2.93	-	-	0.000	0.000	0.000		2.95	-	-										0.000	0.000	0.000	0.001	-	-	0.000	0.000	0.000	0.003	-	-	0.088				
9.200	0.000	0.000	0.000	2.54	-	-	0.000	0.000	0.000		2.56	-	-										0.000	0.000	0.000	0.001	-	-	0.000	0.000	0.000	0.009	-	-	0.092				
9.600	0.000	0.000	0.000	2.14	-	-	0.000	0.000	0.000		2.17	-	-										0.000	0.000	0.000	0.003	-	-	0.000	0.000	0.000	0.023	-	-	0.096				
10.000	0.000	0.000	0.000	1.75	-	-	0.000	0.000	0.000		1.81	-	-										0.000	0.000	0.000	0.012	-	-	0.000	0.000	0.000	0.054	-	-	0.100				
11.000	0.000	0.000	0.000	0.867	-	5	0.000	0.000	0.000		1.00	-	-										0.000	0.000	0.000	0.129	-	-	0.000	0.000	0.000	0.247	-	-	0.110				
12.000	0.000	0.000	0.000	0.290	-	18	0.000	0.000	0.000		0.456	-	-										0.000	0.000	0.000	0.552	-	-	0.000	0.000	0.000	0.701	-	-	0.120				
13.000	0.000	0.000	0.000	0.062	-	3	0.000	0.000	0.000		0.165	-	10										0.000	0.000	0.000	1.33	-	-	0.000	0.000	0.000	1.41	-	-	0.130				
14.000	0.000	0.000	0.000	0.008	-	-	0.000	0.000	0.000		0.049	-	-										0.000	0.000	0.000	2.28	-	-	0.000	0.000	0.000	2.30	-	-	0.140				
15.000	0.000	0.000	0.000	0.001	-	-	0.000	0.000	0.000		0.012	-	-										0.000	0.000	0.000	3.28	-	-	0.000	0.000	0.000	3.28	-	-	0.150				
16.000	0.000	0.000	0.000	0.001	-	-	0.000	0.000	0.000		0.002	-	-										0.000	0.000	0.000	4.28	-	-	0.000	0.000	0.000	4.28	-	-	0.160				
17.000	0.000	0.000	0.000	0.001	-	-	0.000	0.000	0.000		0.001	-	-										0.000	0.000	0.000	5.28	-	-	0.000	0.000	0.000	5.28	-	-	0.170				
18.000	0.000	0.000	0.000	0.001	-	-																	0.000	0.000	0.000	6.28	-	-							0.180				
Totals:						0	26						0	10	0	0																			0	10	0	0	
Number of Trades:							0						0																								0		0

Lending Products	Underlying Title	Multilateral Transactions[1]					Bilateral Transactions[2]		Stock Borrowing through OTC (volume)[3]	
		Open Interest[5]	Volume(Offered)	Average Weighted	Transactions volume	Average Weighted	Transactions Volume	Average Weighted	Transactions Volume	
ADMIEBOR	ADMIE (IPTO) HOLDING S.A. (CR)	---	---	---	---	---	---	---	202,364	
AEGNBOR	AEGEAN AIRLINES (CR)	---	---	---	---	---	---	---	297,954	
AETFBOR	ALPHA ETF FTSE Athex Large Cap	---	---	---	---	---	---	---	---	
ALPHABOR	ALPHA SERVICES HOLD (CR)	---	---	---	---	---	---	---	62,501,381	
ALMYBOR	ALUMIL (CR)	---	---	---	---	---	---	---	---	
AIABOR	ATHENS INTL AIRPORT (CR)	---	---	---	---	---	---	---	---	
ACAGBOR	AUSTRIACARD (CB)	---	---	---	---	---	---	---	---	
OTOELBOR	AUTOHELLAS SA (CR)	2,589	---	---	---	---	---	---	92,389	
AVAXBOR	AVAX S.A. (CR)	---	---	---	---	---	---	---	---	
EEEBOR	CC HBC AG (CR)	3,154	---	---	---	---	---	---	77,221	
CENERBOR	CENERGY HOLDINGS (CB)	---	---	---	---	---	---	---	47,184	
DIMANDBOR	DIMAND (CR)	---	---	---	---	---	---	---	90,674	
ELLAKTORBOR	ELLAKTOR (CR)	2,681	---	---	---	---	---	---	54,365	
ELHABOR	ELVALHALCOR (CR)	3,134	---	---	---	---	---	---	66,687	
EPSILBOR	EPSILON NET (CR)	---	---	---	---	---	---	---	8,700	
EUROBBOR	EUROBANK HOLDINGS (CR)	113,911	---	---	2,300	4.88%	---	---	52,129,925	
EYDAPBOR	EYDAP S.A. (CR)	845	---	---	---	---	---	---	239,948	
FOYRKBOR	FOURLIS (CR)	230	---	---	---	---	---	---	23,297	
GEKTERNABOR	GEK TERNA (CR)	---	---	---	---	---	---	---	3,698	
SARBOR	GR. SARANTIS S.A. (CR)	1,042	---	---	---	---	---	---	31,554	
EXAEBOR	HELLENIC EXCHANGES-A.S.E. (CR)	---	---	---	---	---	---	---	152,047	
ELPEBOR	HELLENIQ ENERGY (CR)	---	---	---	---	---	---	---	628,814	
INTEKBOR	IDEAL HOLDINGS (CR)	---	---	---	---	---	---	---	19,855	
INTRKBOR	INTRACOM HOLDINGS (CR)	---	---	---	---	---	---	---	241	
INKATBOR	INTRAKAT (CR)	---	---	---	---	---	---	---	136,971	
INLOTBOR	INTRALOT (CR)	---	---	---	---	---	---	---	1,048,217	
BELABOR	JUMBO SA (CR)	2,648	---	---	---	---	---	---	195,735	
KRIBOR	KRI-KRI S.A. (CR)	---	---	---	---	---	---	---	140	
LAMDABOR	LAMDA DEVELOPMENT SA (CR)	---	---	---	---	---	---	---	223,277	
LAVIBOR	LAVIPHARM SA (CR)	---	---	---	---	---	---	---	---	
MIGBOR	MIG (CR)	1,992	---	---	---	---	---	---	40,179	

## Stock Lending Notes

[1] - Multilateral contracts Lending or Borrowing as per Methods 8-1, 8-2 and 8-3-3 (According to ATHEX BoD Resolution No.17)

[2] - Bilateral Contracts Lending or Borrowing as per Methods 8-3-1 and 8-3-2 (According to ATHEX BoD Resolution No.20 )

[3] - The information concerning OTC Stock Borrowing Transactions is based on the statements of the Dematerialised Securities System (DSS) operators involved and refers to volumes that have been registered up until the previous working day.

[4] - Average Price (Volume weighted)

[5] - The Data concerning Open Interest before the start of trading session

Lending Products	Underlying Title	Open Interest[5]	Multilateral Transactions[1]				Bilateral Transactions[2]		Stock Borrowing through OTC (volume)[3]	
			Volume(Offered)	Average Weighted	Transactions volume	Average Weighted	Transactions Volume	Average Weighted	Transactions Volume	
MOHBOR	MOTOR OIL (CR)	18,705	---	---	---	---	---	---	405,480	
MYTILBOR	MYTILINEOS (CR)	113,029	---	---	---	---	---	---	169,259	
ETEBOR	NATIONAL BANK (CR)	53,000	---	---	---	---	---	---	12,628,106	
OPAPBOR	OPAP (CR)	13,216	---	---	---	---	---	---	1,774,780	
OPTIMABOR	OPTIMA BANK (CR)	22,701	---	---	---	---	---	---	---	
HTOBOR	OTE (CR)	---	---	---	---	---	---	---	1,670,671	
PPABOR	P.P.A. S.A. (CR)	4,500	---	---	---	---	---	---	65,287	
TPEIRBOR	PIRAEUS FINANCIAL HOLD (CR)	---	---	---	---	---	---	---	10,731,662	
PPCBOR	PPC (CR)	2,000	---	---	---	---	---	---	2,778,881	
PREMIABOR	PREMIA (CR)	---	---	---	---	---	---	---	---	
PROFBOR	PROFILE SA (CR)	---	---	---	---	---	---	---	5,000	
QUESTBOR	QUEST HOLDINGS (CR)	391	---	---	---	---	---	---	11,331	
OLYMPBOR	TECHNICAL OLYMPIC SA (CR)	---	---	---	---	---	---	---	---	
TENERGYBOR	TERNA ENERGY (CR)	---	---	---	---	---	---	---	389,530	
EYAPSBOR	THESSALONIKA WATER & SEWERAGE	---	---	---	---	---	---	---	---	
PLATBOR	THRACE PLASTICS SA (CR)	---	---	---	---	---	---	---	1,596	
TITCBOR	TITAN CEMENT (CB)	6,394	---	---	---	---	---	---	216,565	
VIOBOR	VIOHALCO SAINV (CB)	744	---	---	---	---	---	---	---	

## Stock Lending Notes

[1] - Multilateral contracts Lending or Borrowing as per Methods 8-1, 8-2 and 8-3-3 (According to ATHEX BoD Resolution No.17)

[2] - Bilateral Contracts Lending or Borrowing as per Methods 8-3-1 and 8-3-2 (According to ATHEX BoD Resolution No.20 )

[3] - The information concerning OTC Stock Borrowing Transactions is based on the statements of the Dematerialised Securities System (DSS) operators involved and refers to volumes that have been registered up until the previous working day.

[4] - Average Price (Volume weighted)

[5] - The Data concerning Open Interest before the start of trading session

## Sectors codification for listed companies

12003-	ETF	10101010	Computer Services
10101015	Software	10102030	Computer Hardware
15101010	Telecommunications Equipment	15102015	Telecommunications Services
20101010	Health Care Facilities	20101025	Health Care Services
20102010	Medical Equipment	20103015	Pharmaceuticals
30101010	Banks	30202000	Diversified Financial Services
30202010	Asset Managers & Custodians	30202015	Investment Services
30204000	Closed End Investments	30302010	Full Line Insurance
30302015	Insurance Brokers	30302025	Property and Casualty Insurance
35101010	Real Estate Holding and Development	35101015	Real Estate Services
35102000	Diversified REITs	35102030	Office REITs
35102045	Retail REITs.	40201040	Rental & Leasing Services: Consumer
40202010	Home Construction	40202015	Household Furnishings
40202020	Household Appliance	40203040	Electronic Entertainment
40204020	Clothing & Accessories	40301010	Entertainment
40301030	Publishing	40301035	Radio & TV Broadcasters
40401010	Diversified Retailers	40401020	Apparel Retailers
40401025	Home Improvement Retailers	40401030	Specialty Retailers
40501010	Airlines	40501015	Travel & Tourism
40501020	Casinos & Gambling	40501025	Hotels & Motels
45101015	Distillers & Vintners	45101020	Soft Drinks
45102010	Farming Fishing Ranching & Plantations	45102020	Food Products
45103010	Tobacco	45201010	Food Retailers & Wholesalers
45201020	Personal Products	50101010	Construction
50101020	Building Roof/Wallboard and Plumbing	50101030	Cement
50101035	Building Materials: Other	50202010	Electrical Components
50203015	Plastics	50203030	Containers & Packaging
50204000	Machinery: Industrial	50204020	Machinery: Construction & Handling
50205010	Industrial Suppliers	50205020	Back Office Support HR & Consulting
50205030	Forms & Bulk Printing Services	50206015	Commercial Vehicles & Parts
50206030	Marine Transportation	50206060	Transportation Services
55101000	Diversified Materials	55101020	Textile Products
55102000	General Mining	55102010	Iron & Steel
55102015	Metal Fabricating	55102035	Aluminum
60101020	Oil Refining and Marketing	65101010	Alternative Electricity
65101015	Conventional Electricity	65102000	Multi-Utilities
65102030	Water		



**ATHEX**  
Athens Stock Exchange

Λεωφ. Αθηνών 110 104 42 Αθήνα  
110, Athinon Ave. GR 104 42 Athens  
tel. (+30)210-33.66.800, fax (+30)210-33.66.101  
[www.athexgroup.gr](http://www.athexgroup.gr)