

24

Ημερήσιο Δελτίο
Συναλλακτικής Δραστηριότητας

Daily Official List
of Trading Activity

Thursday, 2 May, 2024

Year: 145 Trading Day No: 83



ATHEXGROUP
Athens Exchange Group

Disclaimer:

Hellenic Exchanges-Athens Stock Exchange S.A endeavours to ensure that the data and other material ("Information") presented on the Daily Official List are accurate and complete, but it is not liable for any errors or omissions of data or /and for the accuracy, credibility, updating and completeness of the aforesaid information nor it has any liability arising directly or indirectly from the use of the above Information.

The Company is not liable for the accuracy of the data included in listed companies' announcements. Only the sender of such an announcement is fully and solely liable for any infringement of third party's rights from the content of such announcement. All contents of the Daily Official List are provided only for information purposes and do not constitute investment advice or solicitation to invest in securities or other products listed for trading on the Exchange.

You acknowledge and agree that the Company is the owner of any property rights related to any Information appearing on the Daily Official List including intellectual property rights copyright, trademarks, etc.

The above data are a property of the Hellenic Exchanges-Athens Exchange and are copyright protected. Users are forbidden to reproduce, modify, copy, sale, transmit or redistribute, by all reproduction means and methods, part or the whole of the above data, without reference to their source.

The commercial exploitation of these data is, also, forbidden by third parties. Hellenic Exchanges-Athens Exchange does not carry any responsibility, direct or indirect, derived from usage or accidental alteration of the above data when used by third parties.

Hellenic Exchanges – Athens Stock Exchange S.A.

110 Athinon Ave., 10442 Athens, Tel: (210) 33.66.800, Fax: (210) 32.13.938

www.athexgroup.gr

Thessalonica Stock Exchange Center (T.S.E.C)

16-18 Katouni Str., Thessalonica 546 25 Tel: (2310) 567.667, Fax: (2310) 530.545

Athex Members Guarantee Fund

14-16 Fidiou Str., Athens 106 78, Tel: (210) 33.04.682, Fax: (210) 33.04.155

Hellenic Republic Capital Market Commission

1 Kolokotroni Str. & 1 Stadiou Str., Athens 10562 Tel: (210) 33.77.100 Fax: (210) 33.77.173

Table of Contents

Section 1: Statistical Figures of Securities, Derivatives and Lending

Summary of Markets

Athex Indices

Analytic Figures for Athex Market's Boards and Categories

Trading Details by Athex Sectors and Financial Instruments (ETFs)

Top 10 best & worst performing Shares

Derivatives Summary

Section 2: Analytic Figures of Shares Transactions

Analytic Figures of Shares Transactions

Shares' Notes

Section 3: Figures of Securities Transactions

Securities Blocks Details

Shares Rights Details

Stock Borrowing

Forced Sales Details

Forced Sales Registered Shares

Exchange Traded Funds (ETFs) Characteristics

Section 5: Bonds traded in Fixed Income Assets Market

Convertible Corporate Bonds - Regulated Market

Non Convertible Corporate Bonds - Regulated Market

Government Bonds

Treasury Bills & Zero Coupon Government Bonds

Government Bonds Traded with the Open Outcry Method

State Banks Bonds

Section 6: Additional Infos

Athex & ATHEXClear Members List

List of Stocks under Market Making operations

Section 7: Derivatives Market Analytic Figures

Index Futures

Stock Futures

Index Options

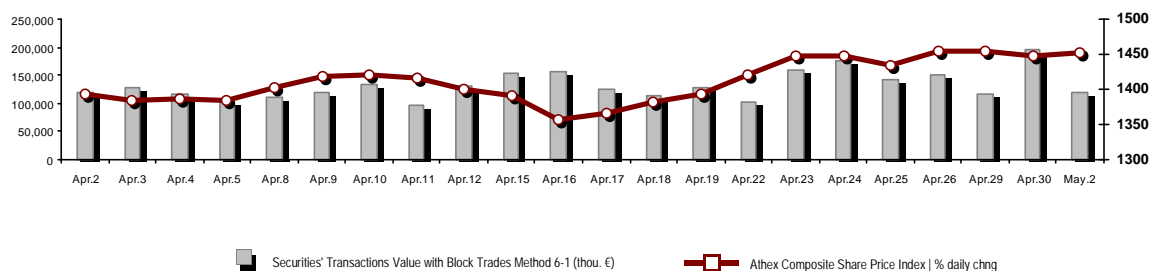
Stock Options

Stock Lending Analytic Figures

Appendix A: Sectors codification for listed companies

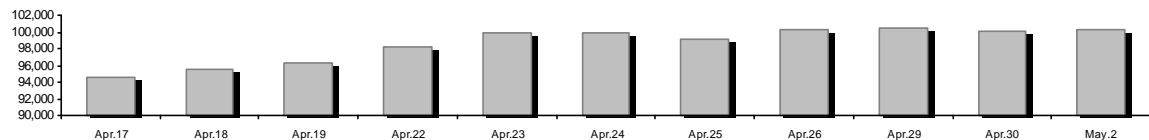
Summary of Markets

Athex Composite Share Price Index vs Shares and Derivatives Transactions Value

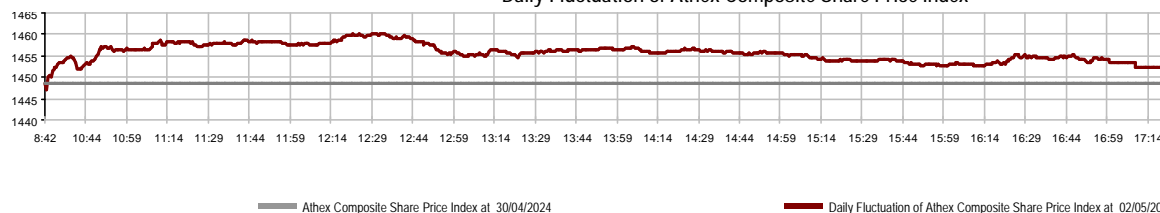


Athex Capitalisation (mill. €)**:	100,245.81	Derivatives Total Open Interest	460,667
Daily change: mill. € %	212.83 0.21%	in Index Futures % daily chng	5,002 -0.99%
Yearly Avg Capitalisation: mill. € % chng prev year Avg	95,446.20 18.73%	in Stock Futures % daily chng	454,309 1.69%
Athex Composite Share Price Index % daily chng	1,452.24 0.26%	in Index Options % daily chng	887 8.17%
Athex Composite Share Price Index Capitalisation (mill. €)	91,073.86	in Stock Options % daily chng	469 0.00%
Daily change (mill. €)	195.29		
Securities' Transactions Value with Block Trades Method 6-1 (t)	119,501.36	Derivatives Contracts Volume:	15,032
Daily change: %	-76,910.48 -39.16%	Daily change: pieces %	-6,758 -31.01%
YtD Avg Trans. Value: thou. € % chng prev year Avg	140,893.60 28.59%	YtD Avg Derivatives Contracts % chng prev year Avg	38,623 -12.15%
Blocks Transactions Value of Method 6-1 (thou. €)	15,317.98	Derivatives Trades Number:	818
Blocks Transactions Value of Method 6-2 & 6-3 (thou. €)	3.69	Daily change: number %	-767 -48.39%
Bonds Transactions Value (thou.€)	589.40	YtD Avg Trades number % chng prev year Avg	2,097 -10.04%
Securities' Transactions Volume with Block Trades Method 6-1 (tho)	26,900.16	Lending Total Open Interest	342,783
Daily change: thou. pieces %	-16,592.04 -38.15%	Daily change: pieces %	-32,218 -8.59%
YtD Avg Volume: % chng prev year Avg	32,572.71 -3.12%	Lending Volume (Multilateral/Bilateral)	14,200
Blocks Transactions Volume of Method 6-1 (thou. Pieces)	5,550.24	Daily change: pieces %	9,349
Blocks Transactions Volume of Method 6-2 & 6-3 (thou. Pieces)	0.30	Multilateral Lending	2,200
Bonds Transactions Volume	608,000	Bilateral Lending	12,000
Securities' Trades Number with Block Trades Method 6-1	37,519	Lending Trades Number:	5
Daily change: number %	-11,866 -24.03%	Daily change: %	0
YtD Avg Trades number % chng prev year Avg	41,431 14.38%	Multilateral Lending Trades Number	4
Number of Blocks Method 6-1	19	Bilateral Lending Trades Number	1
Number of Blocks Method 6-2 & 6-3	1		
Number of Bonds Transactions	116		

Athex Capitalisation (mill. €)**



Daily Fluctuation of Athex Composite Share Price Index



Athex Indices

Index name	02/05/2024	30/04/2024	pts.	%	Min	Max	Year min	Year max	Year change
Athex Composite Share Price Index	1,452.24 #	1,448.48	3.76	0.26%	1,447.13	1,460.29	1,293.14	1,462.68	12.30% #
Athex Composite Index Total Return Index	2,657.24 #	2,649.87	7.37	0.28%	2,647.89	2,671.97	2,355.44	2,671.97	12.81% #
Athex ESG Index	1,655.29 #	1,650.10	5.19	0.31%	1,647.93	1,665.71	1,471.77	1,674.82	12.47% #
ATHEX Alternative Market Price Index	14,334.87 #	13,743.33	591.54	4.30%	13,743.33	14,418.41	9,352.11	14,418.41	53.28% #
FTSE/Athex Large Cap	3,523.77 #	3,512.98	10.79	0.31%	3,508.23	3,546.78	3,122.79	3,570.36	12.84% #
FTSE/Athex Mid Cap Index	2,366.30 €	2,371.02	-4.72	-0.20%	2,360.35	2,374.09	2,167.92	2,459.55	5.13% #
FTSE/ATHEX High Dividend Yield Index	4,141.74 €	4,161.01	-19.27	-0.46%	4,140.61	4,175.33	3,752.57	4,182.26	9.82% #
FTSE/Athex Market Index	841.04 #	838.04	3.00	0.36%	837.03	846.01	746.82	849.36	12.62% #
FTSE/Athex Banks	1,249.43 #	1,237.38	12.05	0.97%	1,235.38	1,260.06	1,057.67	1,282.54	17.69% #
FTSE/ATHEX TECHNOLOGY & TELECOMMUNICAT	5,594.55 €	5,642.16	-47.61	-0.84%	5,594.55	5,662.93	4,915.95	5,705.00	10.29% #
FTSE/ATHEX FINANCIAL SERVICES	5,877.91 #	5,822.78	55.13	0.95%	5,813.58	5,927.09	4,996.31	6,031.37	17.22% #
FTSE/ATHEX REAL ESTATE	4,867.52 €	4,870.22	-2.70	-0.06%	4,854.12	4,891.13	4,639.72	5,120.52	-1.87% €
FTSE/ATHEX CONSUMER DISCRETIONARY	5,441.82 #	5,432.14	9.68	0.18%	5,424.47	5,488.69	4,993.33	5,557.48	8.49% #
FTSE/ATHEX CONSUMER STAPLES	6,350.84 #	6,342.68	8.16	0.13%	6,320.54	6,399.74	5,069.68	6,458.99	24.81% #
FTSE/ATHEX INDUSTRIALS	6,144.99 €	6,202.08	-57.09	-0.92%	6,133.91	6,206.32	5,044.08	6,206.32	20.93% #
FTSE/ATHEX BASIC MATERIALS	5,068.97 #	5,052.02	16.95	0.34%	5,052.02	5,104.30	4,577.28	5,876.05	4.09% #
FTSE/ATHEX ENERGY & UTILITIES	5,290.29 €	5,296.40	-6.11	-0.12%	5,286.16	5,313.89	4,961.47	5,369.12	6.07% #
Athex All Share Index	336.23 #	335.51	0.72	0.21%	336.23	336.23	304.60	336.70	11.33% #
Hellenic Mid & Small Cap Index	2,110.77 €	2,114.15	-3.38	-0.16%	2,109.78	2,119.18	1,929.00	2,119.18	9.42% #
FTSE/Athex Large Cap Total Return	5,861.06 #	5,843.11	17.95	0.31%			5,201.70	5,893.78	13.43% #
FTSE/Athex Mid Cap Total Return	3,186.75 €	3,193.11	-6.36	-0.20%			2,922.90	3,302.69	5.13% #
MSCI GREECE REBASED	5,590.95 #	5,568.99	21.96	0.39%	5,564.47	5,633.70	4,984.69	5,719.32	12.16% #
Hellenic Corporate Bond Index	131.43 €	131.46	-0.03	-0.02%			129.54	131.60	1.38% #
Hellenic Corporate Bond Price Index	90.98 €	91.01	-0.03	-0.03%			90.52	91.29	0.37% #

Note 1: FTSE/Med 100, Hellenic Corporate Bond Price Index and Hellenic Corporate Bond Index closing prices refer to the previous trading day of 29/04/2024.

Note 2: The Hellenic Mid & Small Cap Index is a Customized index calculated by the Athens Exchange.

Analytic Figures for Athex Market's Boards and Categories

	Total Traded Securities	Main Market	Surveillance	Exchange Traded Funds (ETFs)
Totals	127	120	6	1
Gain / Lose / Same:	46 / 59 / 22	45 / 58 / 17	0 / 1 / 5	1 / 0 / 0
Athex Capitalisation (mill. €) **	100,245.81	100,164.69	81.12	
Daily Average Trans/ons Value(thou.€)	140,893.60	140,653.90	45.64	295.85
Transactions Value	119,505.05	119,453.92	24.65	26.48
Main Board:	104,183.38	104,132.25	24.65	26.48
Blocks Board 6_2_3:	15,321.67	15,321.67	0.00	0.00
Forced Sales Board:	0.00	0.00	0.00	0.00
Special Terms Board:	0.00	0.00	0.00	0.00
Daily Average Transactions Volume	32,572,710	32,381,441	202,887	8,691
Transactions Volume	26,900,458	26,813,239	86,478	741
Main Board:	21,349,916	21,262,697	86,478	741
Blocks Board 6_2_3:	5,550,542	5,550,542	0	0
Forced Sales Board:	0	0	0	0
Special Terms Board:	0	0	0	0
Daily Average Number of Trades	41,431	41,298	76	58
Number of Trades	37,520	37,420	53	47
Main Board:	37,500	37,400	53	47
Blocks Board 6_2_3:	20	20	0	0
Forced Sales Board:	0	0	0	0
Special Terms Board:	0	0	0	0

Trading Details by Athex Sectors and Financial Instruments (ETFs)

Code	Sectors	Gain / Lose / Same	Number of Trades	Transactions Volume	Transactions Value	% of Total Trans. Value
3010	- Banks	5 / 2 / 0	13,790	19,993,646	54,361,691.97	45.49%
5510	- Basic Resources	7 / 5 / 1	715	253,213	882,351.23	0.74%
5010	- Construction & Materials	3 / 10 / 2	2,742	1,030,642	5,165,756.48	4.32%
4020	- Consumer Products & Services	2 / 4 / 1	329	161,990	253,448.74	0.21%
6010	- Energy	1 / 3 / 0	1,626	219,893	2,956,422.48	2.47%
12000	- Financial Instruments	1 / 0 / 0	47	741	26,476.82	0.02%
3020	- Financial Services	1 / 3 / 1	282	34,419	183,417.37	0.15%
4510	- Food Beverage & Tobacco	2 / 2 / 3	254	43,809	677,478.81	0.57%
2010	- Health Care	0 / 2 / 1	193	75,061	78,175.04	0.07%
5020	- Industrial Goods & Services	6 / 8 / 2	2,095	625,528	4,153,578.60	3.48%
3030	- Insurance	0 / 1 / 0	96	21,593	108,189.35	0.09%
4030	- Media	1 / 0 / 1	9	2,907	1,282.14	0.00%
4520	- Personal Care, Drug & Grocery Stores	1 / 1 / 0	317	27,122	285,983.14	0.24%
3510	- Real Estate	5 / 5 / 2	806	328,180	1,276,725.44	1.07%
4040	- Retail	4 / 2 / 1	1,944	325,328	8,526,707.31	7.14%
1010	- Technology	4 / 4 / 3	2,312	1,289,977	8,676,479.33	7.26%
1510	- Telecommunications	0 / 2 / 0	1,898	381,653	5,383,201.54	4.50%
4050	- Travel & Leisure	1 / 2 / 3	4,215	1,352,162	14,906,159.87	12.47%
6510	- Utilities	2 / 3 / 1	3,850	732,594	11,601,520.45	9.71%

Top 10 best & worst performing Shares

Main Market

With positive Price change	Closing price	change	With negative Price change	Closing price	change
NATIONAL BANK (CR)	7.81	3.31% #	CPI SA (CR)	0.71	-5.33% €
VARVERIS - MODA BAGNO SA (CR)	3.34	3.09% #	AUSTRIACARD (CB)	6.24	-5.17% €
EKTER SA (CR)	4.475	2.29% #	KIRIAKOULIS SHIPPING SA (CR)	1.37	-4.86% €
ATTICA BANK S.A. (CR)	11.35	2.25% #	BIOKARPET S.A.(CR)	2.49	-4.23% €
ILYDA S.A. (CR)	1.76	1.73% #	INTERWOOD-XYLEMPORIA (CR)	0.27	-3.57% €
OPTIMA BANK (CR)	10.8	1.50% #	ALPHA REAL ESTATE (CR)	7.2	-3.23% €
ORILINA PROPERTIES REIC (CR)	0.909	1.45% #	INTERLIFE G.C.I.(CR)	5	-2.72% €
CC HBC AG (CR)	30.8	1.45% #	DOMIKI KRITIS SA (CR)	4.68	-2.19% €
EYDAP S.A. (CR)	5.8	1.40% #	CENTRIC HOLDINGS (CR)	0.37	-2.12% €
PREMIA (CR)	1.17	1.39% #	ALUMIL (CR)	2.8	-2.10% €
With the highest Transactions Value	Value (thou. €)	change	With the highest Transactions Volume	Volume	change
EUROBANK HOLDINGS (CR)	18,145.56	0.50% #	EUROBANK HOLDINGS (CR)	8,946,825	0.50% #
PIRAEUS FINANCIAL HOLD (CR)	14,039.44	-0.61% €	ALPHA SERVICES HOLD (CR)	5,695,687	-0.44% €
OPAP (CR)	13,220.91	-0.71% €	PIRAEUS FINANCIAL HOLD (CR)	3,715,238	-0.61% €
NATIONAL BANK (CR)	11,789.73	3.31% #	NATIONAL BANK (CR)	1,516,144	3.31% #
ALPHA SERVICES HOLD (CR)	9,095.10	-0.44% €	OPAP (CR)	848,749	-0.71% €
JUMBO SA (CR)	8,380.94	1.03% #	AUSTRIACARD (CB)	544,828	-5.17% €
OTE (CR)	5,363.38	-1.54% €	OTE (CR)	379,083	-1.54% €
MYTILINEOS (CR)	4,479.76	0.00% -	PPC (CR)	370,619	-0.71% €
PPC (CR)	4,164.57	-0.71% €	INTRALOT (CR)	368,817	0.00% -
EPSILON NET (CR)	4,145.02	0.00% -	EPSILON NET (CR)	345,405	0.00% -

Note: Stocks that are not included in the "Under Supervision" category, and the transactions value is more than 10,000 €.

Derivatives Summary

	Number of Trades	Volume	Open Interest
Index Futures	72	220	5,002
FTSE/Athex Banks	2	2	897
FTSE/Athex Large Cap	70	218	4,075
MSCI GREECE REBASED	0	0	30
Stock Futures	740	14,791	454,309
ADMIE (IPTO) HOLDING S.A. (CR)	6	21	27,236
AEGEAN AIRLINES (CR)	11	33	5,009
ALPHA SERVICES HOLD (CR)	190	10,660	157,152
ATHENS INTL AIRPORT (CR)	6	30	1,126
AUTOHELLAS SA (CR)	1	3	208
AVAX S.A. (CR)	0	0	926
CC HBC AG (CR)	3	3	59
CENERGY HOLDINGS (CB)	11	48	4,138
ELLAKTOR (CR)	3	4	4,620
ELVALHALCOR (CR)	8	21	4,067
EUROBANK HOLDINGS (CR)	21	590	29,069
EYDAP S.A. (CR)	2	8	4,356
FOURLIS (CR)	0	0	1,030
GEK TERNA (CR)	11	40	15,735
HELLENIC EXCHANGES-A.S.E. (CR)	2	6	8,079
HELLENIQ ENERGY (CR)	4	28	4,716
INTRACOM HOLDINGS (CR)	31	131	8,402
INTRAKAT (CR)	4	21	2,266
JUMBO SA (CR)	12	35	140
LAMDA DEVELOPMENT SA (CR)	1	1	7,404
MIG (CR)	0	0	120
MOTOR OIL (CR)	0	0	479
MYTILINEOS (CR)	5	34	5,226
NATIONAL BANK (CR)	85	366	12,232
OPAP (CR)	5	8	890
OPTIMA BANK (CR)	5	25	194
OTE (CR)	15	70	5,882
P.P.A. S.A. (CR)	0	0	128
PIRAEUS FINANCIAL HOLD (CR)	123	1,405	74,020
PPC (CR)	90	822	31,828
QUEST HOLDINGS (CR)	1	5	262
TERNA ENERGY (CR)	62	309	31,883
TITAN CEMENT (CB)	4	8	181
VIOHALCO SA/NV (CB)	18	56	5,246
Index Options	4	5	887
FTSE/Athex Large Cap	4	5	887
Stock Options	2	16	469
ALPHA SERVICES HOLD (CR)	0	0	0
NATIONAL BANK (CR)	0	0	354
OPAP (CR)	0	0	34
OTE (CR)	0	0	16
PIRAEUS FINANCIAL HOLD (CR)	0	0	0
PPC (CR)	2	16	65
Total Derivatives Traded	818	15,032	460,667

Shares' Notes

Code	Note text
()	- Adjusted dividends.
*	- Last adjusted closing price.
[1]	- Net dividends.
[2]	- The "Date of Last Coupon" for New listings refers to the date company's stocks started to trade in Athex
[3]	- The Company Market Value is referred to the number of outstanding shares
[4]	- Sectors codification can be found in Appendix A
[5]	- The Market Value refers to the total number of shares listed (including their several classes) in the exchange by the company.
[6]	- P/E greater than 100
[7]	- Last view of the Order Book before the end of the trading session
[8]	- All Blocks Methods' Transactions Value are included.
4750	- Transfer to the Under Surveillance Category from 8/4/2011.
4955	- Transfer to the Surveillance Category as from 5/4/2013.
5093	- Transfer to the Surveillance Category as of 8/4/2015.
5141	- Transfer to the Surveillance Category as of 10/05/2017.
5160	- Transfer to the Surveillance Category as of 15/04/2016.
5165	- Transfer to the Surveillance Category as of 15/02/2018.
5193	- Transfer to the Surveillance Category as of 25/10/2018.
5197	- Transfer to the Surveillance Category as of 07/11/2018.
5232	- Transfer to the Under Surveillance Category from 08/04/2011.
5233	- Suspension of trading as of 13/05/2020.
5248	- Transfer to the Surveillance Category as of 06/09/20116.
5253	- Transfer to the Surveillance Category as of 14/5/2021.
5275	- Transfer to the Surveillance Category as of 09/07/2020.
5277	- Suspension of trading as of 02/05/2023.
5278	- Suspension of trading as of 03/05/2023.

Securities Blocks Details

Securities	Block Volume	Price	Block Trade Value	Time of approval	Note
EUROBANK HOLDINGS (CR)	181,599	2.05	371,914.75	11:10:34	20
ALPHA SERVICES HOLD (CR)	400,000	1.61	642,800.00	11:29:03	20
EUROBANK HOLDINGS (CR)	200,000	2.04	408,000.00	11:30:31	20
EUROBANK HOLDINGS (CR)	500,000	2.04	1,020,000.00	11:31:53	20
PIRAEUS FINANCIAL HOLD (CR)	250,000	3.80	950,750.00	11:52:38	20
ALPHA SERVICES HOLD (CR)	220,000	1.60	352,550.00	11:54:16	20
EUROBANK HOLDINGS (CR)	1,000,000	2.04	2,040,000.00	11:57:20	20
PIRAEUS FINANCIAL HOLD (CR)	100,000	3.80	380,000.00	12:10:33	20
EUROBANK HOLDINGS (CR)	359,203	2.03	729,182.09	12:40:45	20
ALPHA SERVICES HOLD (CR)	350,000	1.61	562,800.00	12:49:11	20
GEK TERNA (CR)	30,000	16.72	501,600.00	13:38:02	20
JUMBO SA (CR)	68,565	29.40	2,015,811.00	14:18:23	20
LAMDA DEVELOPMENT SA (CR)	50,000	6.84	342,000.00	14:23:46	20
GEK TERNA (CR)	25,000	16.64	416,000.00	15:18:31	20
MYTILINEOS (CR)	8,000	38.08	304,640.00	15:51:32	20
EPSILON NET (CR)	300	12.30	3,690.00	16:36:46	18
OPAP (CR)	27,108	15.59	422,613.72	16:57:48	20
EUROBANK HOLDINGS (CR)	1,380,767	2.02	2,787,768.57	16:58:50	20
PIRAEUS FINANCIAL HOLD (CR)	150,000	3.75	562,800.00	17:11:07	20
EUROBANK HOLDINGS (CR)	250,000	2.03	506,750.00	17:11:24	20

Blocks Notes

- 9 - Method 6-1 / Special Fees
- 10 - Method 6-1 / Special Fees, SDS
- 14 - Method 6-3 / Settlement, Incomplete Buy and Sell
- 18 - Method 6-2 / SPOT 1
- 19 - Method 6-2 / SPOT 2
- 20 - Method 6-1 and Method 6-1 Same Day Settlement
- 21 - Other Pre-agreed

Shares Rights Details

Occured date	Exercise from	Exercise until	Trading until	Rights	Price min	Price max	Closing price	Last Bid	Last Ask	Volume	Trades	Transactions Value
--------------	---------------	----------------	---------------	--------	-----------	-----------	---------------	----------	----------	--------	--------	--------------------

No Rights Transactions.

Forced Sales Details

Securities	Category of Security	Transactions Volume	Number of Trades	Transactions Value	Note
No Forced Transactions.					

Forced Sales Notes

- 1 - Compulsory Public Forced Sales
- 2 - Forced Sales of Fixed Registered Shares
- 3 - Forced Sales of Remaining Fractional Shares

Exchange Traded Funds (ETFs) Characteristics

	Transactions Date (T)	Creation / Redemption	Units (T-1)	New Units (T-1)	Redemption Units (T-1)	Units (T) [1]	Fund Assets [2]	Net Unit Price	Dividend per Unit	Dividend Date
ALPHA ETF FTSE Athex Large Cap	02/05/2024	5,000	934,675	---	---	934,675	33,197,000.00	35.5172	0.62	03/07/2023

ETFs Notes

[1] - Units (T) = Units (T-1) + New Units (T-1) - Redemption Units (T-1)

[2] - The Creation / Redemption Units of T-1 are included.

Non Convertible Corporate Bonds - Regulated Market

Num Listed Bonds	Nominal price	Issue price	Today's Rate	Exp. Date	Duration (years)	Note	Coupon		Trading Unit	Corporate Bonds	Accrued Int.	Yield.T.Mat	Price min	Price max	Closing price	Previous closing price/date	Volume	Transactions Value	Last order		ear min	Year max		
							Common	Preferred											Price	Buy / Sell			Date	
500,000	1,000.00	1,000.00	4.00	10/07/2030	7	---	2	---	1	MYTILINEOS S.A. (Non Convertible)	13.3333	3.8920	99.5500	99.9990	99.8971	99.7880	30/04/2024	45,000	45,553.68	99.8200	B	32/05/2024	98.3001	100.6000
320,000	1,000.00	1,000.00	3.40	21/07/2027	7	---	8	---	1	LAMDA DEVELOPMENT S.A. (Non Convertible)	10.2000	4.6770	94.1490	95.2000	94.6581	95.2000	30/04/2024	37,000	35,400.89	94.1400	B	32/05/2024	92.0000	97.1500
200,000	1,000.00	1,000.00	2.10	27/10/2027	7	---	8	---	1	O.P.A.P. S.A. (Non Convertible)	0.5833	3.6780	94.1999	94.1999	94.1999	93.7600	30/04/2024	2,000	1,885.16	92.5000	B	32/05/2024	90.5800	95.0000
200,000	1,000.00	1,000.00	1.90	23/03/2028	7	---	7	---	1	MOTOR OIL CORINTH REFINERIES SA (Non Convertible)	2.3222	4.0710	91.7600	92.0000	91.7866	92.0500	30/04/2024	29,000	26,685.44	91.7600	B	32/05/2024	90.5000	92.7000
100,000	1,000.00	1,000.00	2.70	25/05/2026	5	---	6	---	1	COSTAMARE PARTICIPATIONS PLC (Non Convertible)	12.3000	4.9900	94.6600	95.0000	94.9029	95.7500	30/04/2024	21,000	20,187.90	95.0000	B	32/05/2024	94.2567	97.0000
300,000	1,000.00	1,000.00	2.30	20/07/2028	7	---	6	---	1	PRODEA REIC S.A.(Non Convertible)	6.9000	4.8380	89.5000	90.1000	89.8900	90.2360	30/04/2024	25,000	22,645.00	89.5000	B	32/05/2024	86.1234	92.3500
150,000	1,000.00	1,000.00	2.65	22/10/2026	5	---	6	---	1	CPLP SHIPPING HOLDINGS PLC (Non Convertible)	1.2514	5.0020	93.2000	94.5000	94.0000	94.1030	30/04/2024	21,000	19,689.28	94.0000	B	32/05/2024	93.0000	95.0000
250,000	1,000.00	1,000.00	2.45	16/11/2028	7	---	5	---	1	ELVALHALCOR S.A. (Non Convertible)	11.9097	4.3890	91.5400	92.0000	91.5400	91.6000	30/04/2024	30,000	27,850.89	91.5000	B	32/05/2024	88.4206	93.3000
120,000	1,000.00	1,000.00	2.65	06/12/2028	7	---	5	---	1	NOVAL PROPERTY REIC (Non Convertible)	11.4097	4.4240	92.0000	92.1000	92.0364	92.5000	30/04/2024	22,000	20,499.01	92.0000	B	32/05/2024	88.5000	93.2000
500,000	1,000.00	1,000.00	2.75	03/07/2027	7	---	8	---	1	GEK TERNA S.A. (Non Convertible)	9.7014	5.1050	91.7500	92.3000	91.9925	92.3000	30/04/2024	73,000	67,862.71	91.8000	B	32/05/2024	91.5500	94.0000
100,000	1,000.00	1,000.00	2.80	25/01/2027	5	---	5	---	1	PREMIA S.A. (Non Convertible)	8.1667	5.5510	92.5307	92.5308	92.5308	92.5130	30/04/2024	7,000	6,534.32	92.5366	B	32/05/2024	90.9974	97.8048
130,000	1,000.00	1,000.00	6.00	27/02/2029	5	---	1	---	1	INTRALOT S.A. (Non Convertible)	12.0000	5.6680	101.0000	101.1000	101.0384	100.4600	30/04/2024	86,000	87,925.00	100.5000	B	32/05/2024	100.0050	101.9000
120,000	1,000.00	1,000.00	3.95	04/04/2025	7	---	13	---	1	GEK TERNA S.A. (Non Convertible)	3.8403	3.6800	98.6000	99.6000	99.4333	99.6000	29/04/2024	120,000	119,780.83	99.1000	B	32/05/2024	98.6000	99.8000
175,000	1,000.00	1,000.00	3.40	26/07/2024	5	---	10	---	1	ATTICA HOLDINGS S.A. (Non Convertible)	9.8222	3.8370	99.7500	99.7500	99.7500	99.7470	30/04/2024	2,000	2,014.64	99.1000	B	32/05/2024	98.5000	99.7500
100,000	1,000.00	1,000.00	2.95	11/02/2027	5	---	5	---	1	SAFE BULKERS PARTICIPATIONS PLC (Non Convertible)	7.1292	5.0460	94.0000	94.0000	94.0000	94.0000	30/04/2024	1,000	947.13	94.0000	B	32/05/2024	93.3364	97.0000
230,000	1,000.00	1,000.00	4.70	12/07/2029	7	---	4	---	1	LAMDA DEVELOPMENT S.A. (Non convertible)	15.4056	4.5440	98.9100	99.5000	99.0000	99.2000	30/04/2024	25,000	25,191.84	98.9100	B	32/05/2024	98.3500	101.2000
100,000	1,000.00	1,000.00	4.40	26/07/2029	7	---	4	---	1	CPLP SHIPPING HOLDINGS PLC (Non Convertible)	12.7111	4.3570	98.7000	98.7000	98.7000	98.8300	30/04/2024	1,000	999.71	98.0006	B	32/05/2024	95.0948	100.2438
199,375	1,000.00	1,000.00	3.60	12/03/2026	7	---	11	---	1	AEGEAN AIRLINES S.A. (Non Convertible)	5.8000	3.7850	---	---	---	98.4230	30/04/2024	---	---	98.1000	B	32/05/2024	97.1458	99.3000

Corporate Bonds Notes

Transactions Volume = (Pieces) * (Nominal Price). Transactions Value = (Pieces) * (Nominal Price) * (price %) + (Accrued interest).

The price of a Bond is stated as a percentage (%) of Bond's Nominal Price.

Nominal Price in Euros (€), except if it is noted differently.

Non Convertible Corporate Bonds - Regulated Market

Num Listed Bonds	Nominal price	Issue price	Today's Rate	Exp. Date	Duration (years)	Note	Coupon		Trading Unit	Corporate Bonds	Accrued Int.	Yield.T.Mat	Price min	Price max	Closing price	Previous closing price/date	Volume	Transactions Value	Last order		ear min	Year max		
							Common	Preferred											Price	Buy / Sell			Date	
150,000	1,000.00	1,000.00	2.60	22/10/2026	7	---	10	---	1	TERNA ENERGY FINANCE S.A. (Non Convertible)	1.2278	4.5780	94.1000	94.7000	94.3182	94.1030	30/04/2024	22,000	20,777.01	94.2000	B	32/05/2024	92.8293	95.7989
100,000	1,000.00	1,000.00	5.50	15/12/2028	5	---	1	---	1	IDEAL HOLDINGS S.A. (Non Convertible)	22.3056	4.4760	103.6000	103.6000	103.6000	103.5400	30/04/2024	1,000	1,058.31	103.2000	B	32/05/2024	100.6502	104.1000
200,000	1,000.00	1,000.00	4.25	23/01/2029	5	---	1	---	1	AUTOHELLAS S.A. (Non Convertible)	12.6319	4.4760	98.9000	99.1000	98.9000	99.1500	30/04/2024	19,000	19,055.01	98.9000	B	32/05/2024	97.5000	101.0000
300,000	1,000.00	1,000.00	2.30	14/12/2028	7	---	5	---	1	GEK TERNA S.A. (Non Convertible)	9.3917	5.2630	87.7000	88.0000	87.7632	87.7000	30/04/2024	19,000	16,853.44	87.5500	B	32/05/2024	85.0000	90.9000

Corporate Bonds Notes

Transactions Volume = (Pieces) * (Nominal Price). Transactions Value = (Pieces) * (Nominal Price) * (price %) + (Accrued interest).

The price of a Bond is stated as a percentage (%) of Bond's Nominal Price.

Nominal Price in Euros (€), except if it is noted differently.

Government Bonds

Number Listed Bonds	Nominal price	Today's Rate	Accrued Interest Calc	Exp. Date [1]	Duration (years)	Note	Coupons Date	Curr. coupon value	Trading Unit	Government Bonds	Price min	Price max	Closing price	Previous closing price/date	Volume	Transactions Value	Price	Last order Buy / Sell	Date
3,000,000	1,000.00	4.13	Actual/Actual	15/06/2054	30	---	15/06	4.13	1	GGB-FXD-150654-30Y-4.125-1.000	---	---	---	---	---	---	---	---	---
4,700,000	1,000.00	1.88	Actual/Actual	04/02/2035	15	---	04/02	1.88	1	GGB-FXD-040235-15Y-1.875-1.000	---	---	---	---	---	---	---	---	---
6,000,000	1,000.00	0.75	Actual/Actual	18/06/2031	10	---	18/06	0.75	1	GGB-FXD-180631-10Y-0.750-1.000	---	---	---	---	---	---	---	---	---
3,600,000	1,000.00	3.88	Actual/Actual	15/06/2028	5	---	15/06	3.88	1	GGB-FXD-150628-05Y-3.875-1.000	---	---	---	---	---	---	---	---	---
5,962,747,327	1.00	3.75	Actual/Actual	30/01/2028	10	---	/02 - 01/02 - 31/	3.75	1	GGB-FXD-300128-10Y-3.750-1.000	---	---	---	85.4610 13/07/2018	---	---	1.0000	B	28/11/2018
7,067,309,386	1.00	3.90	Actual/Actual	30/01/2033	15	---	/02 - 01/02 - 31/	3.90	1	GGB-FXD-300133-15Y-3.900-1.000	---	---	---	78.6730 13/07/2018	---	---	1.0000	B	28/11/2018
5,622,848,349	1.00	4.00	Actual/Actual	30/01/2037	19	---	/02 - 01/02 - 31/	4.00	1	GGB-FXD-300137-19Y-4.000-1.000	---	---	---	77.0370 13/07/2018	---	---	1.0000	B	28/11/2018
5,476,770,669	1.00	4.20	Actual/Actual	30/01/2042	24	---	/02 - 01/02 - 31/	4.20	1	GGB-FXD-300142-24Y-4.200-1.000	---	---	---	77.7640 13/07/2018	---	---	1.0000	B	28/11/2018
4,000,000	1,000.00	3.38	Actual/Actual	15/06/2034	10	---	15/06	3.38	1	GGB-FXD-150634-10Y-3.375-1.000	---	---	---	---	---	---	---	---	---
40,248,141	1.00	4.30	Actual/Actual	24/02/2025	13	---	24/02	4.30	1	GGB-FXD-240225-13Y-2.000-1.000	---	---	---	10.0000 22/06/2015	---	---	---	---	---
59,586,043	1.00	4.30	Actual/Actual	24/02/2026	14	---	24/02	4.30	1	GGB-FXD-240226-14Y-2.000-1.000	---	---	---	10.0000 22/06/2015	---	---	---	---	---
41,118,344	1.00	4.30	Actual/Actual	24/02/2027	15	---	24/02	4.30	1	GGB-FXD-240227-15Y-2.000-1.000	---	---	---	10.0000 22/06/2015	---	---	---	---	---
45,137,734	1.00	4.30	Actual/Actual	24/02/2028	16	---	24/02	4.30	1	GGB-FXD-240228-16Y-2.000-1.000	---	---	---	10.0000 22/06/2015	---	---	---	---	---
61,768,888	1.00	4.30	Actual/Actual	24/02/2029	17	---	24/02	4.30	1	GGB-FXD-240229-17Y-2.000-1.000	---	---	---	10.0000 22/06/2015	---	---	---	---	---
54,567,744	1.00	4.30	Actual/Actual	24/02/2030	18	---	24/02	4.30	1	GGB-FXD-240230-18Y-2.000-1.000	---	---	---	10.0000 22/06/2015	---	---	---	---	---
37,541,515	1.00	4.30	Actual/Actual	24/02/2031	19	---	24/02	4.30	1	GGB-FXD-240231-19Y-2.000-1.000	---	---	---	10.0000 22/06/2015	---	---	---	---	---
37,558,317	1.00	4.30	Actual/Actual	24/02/2032	20	---	24/02	4.30	1	GGB-FXD-240232-20Y-2.000-1.000	---	---	---	10.0000 22/06/2015	---	---	---	---	---
37,473,732	1.00	4.30	Actual/Actual	24/02/2033	21	---	24/02	4.30	1	GGB-FXD-240233-21Y-2.000-1.000	---	---	---	10.0000 22/06/2015	---	---	---	---	---
33,888,293	1.00	4.30	Actual/Actual	24/02/2034	22	---	24/02	4.30	1	GGB-FXD-240234-22Y-2.000-1.000	---	---	---	10.0000 22/06/2015	---	---	---	---	---
35,177,800	1.00	4.30	Actual/Actual	24/02/2035	23	---	24/02	4.30	1	GGB-FXD-240235-23Y-2.000-1.000	---	---	---	10.0000 22/06/2015	---	---	---	---	---
35,547,268	1.00	4.30	Actual/Actual	24/02/2036	24	---	24/02	4.30	1	GGB-FXD-240236-24Y-2.000-1.000	---	---	---	10.0000 22/06/2015	---	---	---	---	---
40,246,306	1.00	4.30	Actual/Actual	24/02/2037	25	---	24/02	4.30	1	GGB-FXD-240237-25Y-2.000-1.000	---	---	---	10.0000 22/06/2015	---	---	---	---	---
37,643,952	1.00	4.30	Actual/Actual	24/02/2038	26	---	24/02	4.30	1	GGB-FXD-240238-26Y-2.000-1.000	---	---	---	10.0000 22/06/2015	---	---	---	---	---
36,977,100	1.00	4.30	Actual/Actual	24/02/2039	27	---	24/02	4.30	1	GGB-FXD-240239-27Y-2.000-1.000	---	---	---	10.0000 22/06/2015	---	---	---	---	---
41,615,000	1.00	4.30	Actual/Actual	24/02/2040	28	---	24/02	4.30	1	GGB-FXD-240240-28Y-2.000-1.000	---	---	---	10.0000 22/06/2015	---	---	---	---	---
42,227,208	1.00	4.30	Actual/Actual	24/02/2041	29	---	24/02	4.30	1	GGB-FXD-240241-29Y-2.000-1.000	---	---	---	10.0000 22/06/2015	---	---	---	---	---
68,288,487	1.00	4.30	Actual/Actual	24/02/2042	30	---	24/02	4.30	1	GGB-FXD-240242-30Y-2.000-1.000	---	---	---	10.0000 22/06/2015	---	---	---	---	---
4,000,000	1,000.00	3.88	Actual/Actual	12/03/2029	10	---	12/03	3.88	1	GGB-FXD-120329-10Y-3.875-1.000	---	---	---	---	---	---	100.0000	B	15/10/2019
4,500,000	1,000.00	0.00	Actual/Actual	12/02/2026	5	---	12/02	0.00	1	GGB-FXD-120226-05Y-3.000-1.000	---	---	---	---	---	---	---	---	---
2,209,163	1,000.00	3.38	Actual/Actual	15/02/2025	7	---	15/02	3.38	1	GGB-FXD-150225-07Y-3.375-1.000	---	---	---	---	---	---	---	---	---
964,000	1,000.00	3.25	Actual/Actual	20/03/2025	6	---	20/03	3.25	1	GGB-FXD-200325-06Y-3.250-1.000	---	---	---	---	---	---	---	---	---
2,100,000	1,000.00	3.55	Actual/Actual	20/03/2026	7	---	20/03	3.55	1	GGB-FXD-200326-07Y-3.550-1.000	---	---	---	---	---	---	---	---	---
5,500,000	1,000.00	1.50	Actual/Actual	18/06/2030	10	---	18/06	1.50	1	GGB-FXD-180630-10Y-1.500-1.000	---	---	---	---	---	---	---	---	---
3,500,000	1,000.00	4.38	Actual/Actual	18/07/2038	15	---	18/07	4.38	1	GGB-FXD-180738-15Y-4.375-1.000	---	---	---	---	---	---	---	---	---

Government Bonds Notes

Transactions Volume = (Pieces) * (Nominal Price). Transactions Value = (Pieces) * (Nominal Price) * (price %) + (Accrued interest).

The Value of current coupon for the issues with NV 0.01 euro refers to NV 100 euros

FLR: Floating Interest Rate.

[1] - The Expiration Date of the interest bearing period and the Date for coupon payment.

Government Bonds

Number Listed Bonds	Nominal price	Today's Rate	Accrued Interest Calc	Exp. Date [1]	Duration (years)	Note	Coupons Date	Curr. coupon value	Trading Unit	Government Bonds	Price min	Price max	Closing price	Previous closing price/date	Volume	Transactions Value	Price	Last order Buy / Sell	Date
40,000	1,000.00	4.67	FLR	Actual/360	18/09/2024	1	---	18/09 - 19/03	---	1	GGB-FLT-180924-01Y-4.670-1.000	---	---	---	---	---	---	---	---
5,364,250	1,000.00	3.25		Actual/Actual	20/03/2050	30	---	20/03	3.25	1	GGB-FXD-200350-30Y-3.250-1.000	---	---	---	---	---	---	---	---
3,924,361	1,000.00	2.00		Actual/Actual	22/04/2027	7	---	22/04	2.00	1	GGB-FXD-220427-07Y-2.000-1.000	---	---	---	---	---	99.9000	B	22/04/2020
2,500,000	1,000.00	1.88		Actual/Actual	23/07/2026	7	---	23/07	1.88	1	GGB-FXD-230726-07Y-1.875-1.000	---	---	---	---	---	---	---	---
4,900,000	1,000.00	4.25		Actual/Actual	15/06/2033	10	---	15/06	4.25	1	GGB-FXD-150633-10Y-4.250-1.000	---	---	---	---	---	---	---	---
3,500,000	1,000.00	1.88		Actual/Actual	24/01/2052	30	---	24/01	1.88	1	GGB-FXD-240152-30Y-1.875-1.000	---	---	---	---	---	---	---	---
3,700,000	1,000.00	1.75		Actual/Actual	18/06/2032	10	---	18/06	1.75	1	GGB-FXD-180632-10Y-1.750-1.000	---	---	---	---	---	---	---	---
2,200,000	1,000.00	1.13	FLR	Actual/360	15/12/2027	5	---	- 15/12 - 15/03 -	---	1	GGB-FLT-151227-05Y-1.130-1.000	---	---	---	---	---	102.1600	B	30/12/2022

Government Bonds Notes

Transactions Volume = (Pieces) * (Nominal Price). Transactions Value = (Pieces) * (Nominal Price) * (price %) + (Accrued interest).

The Value of current coupon for the issues with NV 0.01 euro refers to NV 100 euros

FLR: Floating Interest Rate.

[1] - The Expiration Date of the interest bearing period and the Date for coupon payment.

Treasury Bills & Zero Coupon Government Bonds

Issue Date	13-Week Maturity									26-Week Maturity									52-Week Maturity								
	Exp. Date	Initial Rate	Num Listed Bonds	Nominal price	Issue price	Last Trade Price	Last Trade Date	Volume Traded	Note	Exp. Date	Initial Rate	Num Listed Bonds	Nominal price	Issue price	Last Trade Price	Last Trade Date	Volume Traded	Note	Exp. Date	Initial Rate	Num Listed Bonds	Nominal price	Issue price	Last Trade Price	Last Trade Date	Volume Traded	Note
09/06/2023	---	---	---	---	---	---	---	---	---	---	---	---	---	---	---	---	---	---	07/06/2024	3.84	1,600,000	1,000.00	962.60	---	---	---	---
08/09/2023	---	---	---	---	---	---	---	---	---	---	---	---	---	---	---	---	---	---	06/09/2024	3.81	812,500	1,000.00	962.90	---	---	---	---
08/12/2023	---	---	---	---	---	---	---	---	---	---	---	---	---	---	---	---	---	---	06/12/2024	3.70	600,000	1,000.00	963.90	---	---	---	---
08/03/2024	---	---	---	---	---	---	---	---	---	---	---	---	---	---	---	---	---	---	07/03/2025	3.73	812,500	1,000.00	963.70	---	---	---	---

Bonds in Circulation	Currency / Min nominal traded Value	Coupons Payment Date	Current Coupon Value	Note	Coupon	Trading Unit	Issue Date	Duration (years)	Today's Interest	A.I.C in days	Bonds	Last price of previous days		Last Outcry in Cash (euro)		Trades in Pieces	Life min	Life Max	
												Price	Buy / Sell	Price	Buy / Sell				
Corporate Bonds in Foreign Currency and Euro																			
103,746	GBP / 10	01/12	0.25	---	65	1	01/12/1930	98	2.5	360	National Mortgage Bank	2.27	05/02/1996	2.27	S	05/02/1996	---	2.27	2.27
0	GBP / 10	01/12	0.25	---	67	1	01/12/1928	100	2.5	360	National Mortgage Bank	---	---	---	---	---	---	---	---

Government Bonds Notes

A.I.C: Accrued Interest Calculation base.

FLR: Floating Interest Rate.

The minimum tradeable Nominal Value for all Demeterialised Government Titles is 100 Euros.

(μφρ-0)

Athex & ATHEXClear Members List

Member Name				Stock Market			Derivatives Market		ATHEXClear Member	
	Address	Phone	Fax	Market Member	Remote Member	Market Maker	Proprietary	Market Maker	General Clearing	Direct Clearing
A. SARRIS SECURITIES S.A.				a						
6, ΔΡΑΓΑΤΣΑΝΙΟΥ 6 ΑΘΗΝΑ	2103367700									
ΑΕΟΝIC SECURITIES C.I.F. P.L.C.				a						
, ΛΑΪΟΥ 6, ΓΡ. 301B, ANNA COURT	35725337600									
ALPHA BANK S.A.									a	
, ΣΤΑΔΙΟΥ 40 ΑΘΗΝΑ	2103260000									
ALPHA FINANCE INVESTMENT SERVICES SINGLE MEMBER SA				a		a	a	a		a
5, ΠΑΝΕΠΙΣΤΗΜΙΟΥ 45 ΑΘΗΝΑ	2103677400									
ARGUS STOCKBROKERS LTD				a	a		a			
25, 25 ΛΕΩΦΟΡΟΣ ΔΗΜΟΣΘΕΝΗ ΣΕΒΕΡΗ	0035722717000									
ATHLOS CAPITAL INVESTMENT SERVICES LTD					a					
, 17 STASINOU AVENUE, BEDIZIA TOWER, 6TH & 7TH FL.	35722110777									
ATLANTIC SECURITIES LTD				a	a					
37, ΠΡΟΔΡΟΜΟΥ 37	0035722445400									
AXON SECURITIES S.A.				a			a			
48, ΣΤΑΔΙΟΥ 48 ΑΘΗΝΑ	2103363800									
BETA SECURITIES S.A.				a		a	a			a
29, ΑΛΕΞΑΝΔΡΑΣ 29 ΑΘΗΝΑ	210 6478900									
BNP PARIBAS S.A.									a	
, ΛΑΜΨΑΚΟΥ 2 ΑΘΗΝΑ	2107468525									
BOFA SECURITIES EUROPE SA				a	a					
, 51 RUE LA BOÉTIE	+33 153655555									
CAPITAL SECURITIES S.A.				a			a			
58, ΜΗΤΡΟΠΟΛΕΩΣ 58 ΑΘΗΝΑ	2103369700									
CITIGROUP GLOBAL MARKETS EUROPE AG				a	a					
16, REUTERWEG 16	+49 691366-0									
CITIGROUP GLOBAL MARKETS LIMITED				a						
1, 33 CANADA SQUARE - CANARY WHARF	+44 02079864000									
CREDIT SUISSE BANK (EUROPE), S.A.				a						
, CALLE AYALA 42, 3A PLANTA-B MADRID	+34917916000									
CREDIT SUISSE SECURITIES (EUROPE) LIMITED				a						
1, ONE CABOT SQUARE LONDON	+44 2078888888									
CYCLOS SECURITIES S.A.				a			a			
39, ΧΑΡΙΛΑΟΥ ΤΡΙΚΟΥΠΗ 6-8-10 ΑΘΗΝΑ	2103364300									
DEUTSCHE BANK S.A.					a					
1, GREAT WINCHESTER STREET LONDON	+44 20 754 54209	00441133361437								
EUROBANK EQUITIES INVESTMENT FIRM SINGLE MEMBER SA				a		a	a	a		a
, ΦΙΛΕΛΗΝΩΝ 10 & ΞΕΝΟΦΩΝΤΟΣ 13 ΑΘΗΝΑ	2103720425									
EUROBANK S.A.									a	
, ΟΘΩΝΟΣ 8 ΑΘΗΝΑ	2144043907									
EUROCORP INVESTMENT SERVICES S.A.				a			a			a
14, ΠΛ.ΦΙΛΙΚΗΣ ΕΤΑΙΡΕΙΑΣ 14 ΑΘΗΝΑ	2107263600									
EUROTRUST INVESTMENT FIRM SA				a						
113, ΣΕΒΑΣΤΟΥΠΟΛΕΩΣ 113 ΑΘΗΝΑ	2103363100									
EUROXX SECURITIES S.A.				a		a	a	a		a
7, ΠΑΛΑΙΟΛΟΓΟΥ ΧΑΛΑΝΔΡΙ	(210)-6879400	(210)-6879401								
7, ΠΑΛΕΟΛΟΓΟΥ ΧΑΛΑΝΔΡΙ	+30 2106879400	210-6879401								
FREEDOM FINANCE EUROPE LTD				a	a					
, ΧΡΙΣΤΑΚΗ ΚΡΑΝΟΥ 20	035725257786									
G. A. PERVANAS SECURITIES- INVESTMENT SERVICES S.A.				a						
7-9, ΣΟΦΟΚΛΕΟΥΣ 7-9 ΑΘΗΝΑ	2103727200									
GLOBAL CAPITAL SECURITIES & FINANCIAL SERVICES LTD				a	a					
50, ΛΑΡΧΙΕΠΙΣΚΟΠΟΥ ΜΑΚΑΡΙΟΥ Γ50	0035722710710									
GREENPOST TRADING EUROPE LTD				a	a	a				
, ΚΙΜΩΝΟΣ 3, ACROPOLIS MANSIONS, 2ND FLOOR, FLAT/OFFICE 202	035722521389									
HELLENIC AMERICAN SECURITIES S.A.				a		a	a			a
27, ΑΝΔΡΕΑ ΠΑΠΑΝΔΡΕΟΥ 27 ΜΑΡΟΥΣΙ	2103311100									
HELLENIC BANK (INVESTMENTS) LTD					a					
, ΑVE.ΚΥΡΙΑΚΟΥ ΜΑΤΣΙ 31 - ΡΟ ΒΟΧ 24747 ΝΙCΟSΙΑ	+357 22500100	357 22500110								
HSBC CONTINENTAL EUROPE									a	
109-111, ΑΜΕΣΟΓΕΙΩΝ 109-111	2106960000									
INDEX SECURITIES S.A.				a						
6, ΔΡΑΓΑΤΣΑΝΙΟΥ 6 ΑΘΗΝΑ	2103213920									

Athex & ATHEXClear Members List

Member Name	Stock Market			Derivatives Market		ATHEXClear Member				
	Address	Phone	Fax	Market Member	Remote Member	Market Maker	Proprietary	Market Maker	General Clearing	Direct Clearing
J. CHR. MAVRIKIS SECURITIES S.A.				a						
5, ΣΟΦΟΚΛΕΟΥΣ 5 ATHINA	2103216730									
KAPPA SECURITIES S.A.				a			a			
15, ΒΑΛΑΩΡΙΤΟΥ 15 ATHINA	2103678600									
KARAMANOF SECURITIES & INVESTMENT SERVICES S.A.				a						
2, ΠΛ.ΑΓ.ΘΕΟΔΩΡΩΝ 2 ATHINA	2103212947									
LAIKI FINANCIAL SERVICES LTD					a					
26, AVE. VYRONOS NICOSIA	357 22367367	357 22718567								
LEON DEPOLAS SECURITIES S.A.				a		a	a			
1, ΧΡΗΣΤΟΥ ΛΑΔΑ 1 ATHINA	2103213276 -28									
MEGA EQUITY SECURITIES & FINANCIAL SERVICES PUBLIC LTD				a	a		a			
42-44, ΛΕΩΦ.ΓΡΙΒΑ ΔΙΓΕΝΗ 42-44	0035722711711									
MERIT SECURITIES S.A				a		a	a			a
5, ΣΟΦΟΚΛΕΟΥΣ 5 ATHINA	2141008814									
MERRILL LYNCH INTERNATIONAL				a						
2, 2 KING EDWARD STREET LONDON	+44 20276281000									
N. CHRYSOCHOIDIS SECURITIES S.A.				a			a			a
7-9, ΣΟΦΟΚΛΕΟΥΣ 7-9 ATHINA	2103213913									
NATIONAL BANK OF GREECE S.A.				a		a	a		a	
86, ΑΙΟΛΟΥ STR. ATHINA	(210)-3341000	(210)-3228187								
68, ΑΚΑΔΙΜΙΑΣ STR. ATHINA	(210)-3328817	(210)-3328678								
NATIONAL SECURITIES SINGLE MEMBER SA				a		a	a	a		
66, ΛΕΩΦΟΡΟΣ ΑΘΗΝΩΝ 128-132 & ΙΦΙΓΕΝΙΑΣ ATHINA	2103328784									
NUNTIUS BROKERAGE AND INVESTMENT SERVICES SINGLE MEMBER S.A.				a						
6, ΔΡΑΓΑΤΣΑΝΙΟΥ 6 ATHINA	2103350599									
ONE PLUS CAPITAL LIMITED				a	a					
, 75 PRODROMOU AVENUE NICOSIA 1307	35722873760									
OPTIMA BANK S.A.				a		a	a	a	a	
, ΑΙΓΙΑΛΕΙΑΣ 32 & ΠΑΡΑΔΕΙΣΟΥ ΜΑΡΟΥΣΙ	210 8173000									
PANCRETA BANK S.A									a	
, ΙΚΑΡΟΥ 5	2810338746									
PANTELAKIS SECURITIES S.A.				a		a	a	a		
57, ΕΘΝΙΚΗΣ ΑΝΤΙΣΤΑΣΕΩΣ 57, ΚΤΙΠΙΟ Β CHALANDRI	2106965000									
PIRAEUS BANK S.A.				a			a		a	
, ΑΜΕΡΙΚΗΣ 4 ATHINA	2103335000									
PIRAEUS SECURITIES S. A.				a		a	a	a		a
10, ΣΤΑΔΙΟΥ 10 ATHINA	2103354100									
PROCHOICE SECURITIES LTD				a	a					
57, ΛΕΩΦ.ΣΠΥΡΟΥ ΚΥΠΡΙΑΝΟΥ 57, ΑΚΙΝΗΤΑ Φ	035724661192									
SHARELINK SECURITIES & FINANCIAL SERVICES LTD				a			a			
6, HOUSE-ΘΕΟΤΟΚΗ 6 ΜΕΓΑΡΟ ΕΛΛΗΝΑ	+357 22554200									
SOCIETE GENERALE S.A.				a	a		a			
, 17 COURS VALMY, CEDEX	+157290504									
SOLIDUS SECURITIES S.A				a			a			a
64, ΛΟΥΙΖΗΣ ΠΙΑΝΚΟΥΡ 64 ATHINA	2106900600									
ST. EM. LAVRENTAKIS SECURITIES S.A.				a			a			
7-9, ΣΟΦΟΚΛΕΟΥΣ 7-9 ATHINA	2103213336									
THE CYPRUS INVESTMENT & SECURITIES CORPORATION LTD				a	a					
154, 1 AG. PROKOPIOU & POSIDONOS 1ST FLOOR	0035722121700									
UBS EUROPE SE				a	a					
, OPERNTURM, BOCKENHEIMER LANDSTRASSE 2-4	496921790									
UBS LIMITED					a					
1, FINSBURY AVENUE LONDON	+44 2075687135									
VIGOR FINANCE INVESTMENT SERVICES S.A.				a			a			
, ΨΥΧΑΡΗ 14 Ν. PSYCHIKO	2106718400									

List of Stocks under Market Making operations

Securities	Market Maker	Start Market Making	Stock Category	Suspension Status
MLS MULTIMEDIA SA (CR)				
	PIRAEUS SECURITIES S. A.	01/08/2019		
ALPHA ETF FTSE Athex Large Cap			Exchange Traded Funds (ETFs)	
	ALPHA FINANCE INVESTMENT SERVICES SINGLE MEMBER SA	02/01/1900		
	NATIONAL SECURITIES SINGLE MEMBER SA	02/01/1900		
ADMIE (IPTO) HOLDING S.A. (CR)			Main Market	
	EUROBANK EQUITIES INVESTMENT FIRM SINGLE MEMBER SA	24/05/2021		
	HELLENIC AMERICAN SECURITIES S.A.	09/03/2020		
	PIRAEUS SECURITIES S. A.	29/06/2017		
AEGEAN AIRLINES (CR)			Main Market	
	EUROBANK EQUITIES INVESTMENT FIRM SINGLE MEMBER SA	22/09/2020		
ALPHA SERVICES HOLD (CR)			Main Market	
	ALPHA FINANCE INVESTMENT SERVICES SINGLE MEMBER SA	29/02/2016		
	EUROBANK EQUITIES INVESTMENT FIRM SINGLE MEMBER SA	22/10/2006		
	GREENPOST TRADING EUROPE LTD	12/06/2023		
	HELLENIC AMERICAN SECURITIES S.A.	25/07/2014		
	LEON DEPOLAS SECURITIES S.A.	04/01/2016		
	MERIT SECURITIES S.A	03/09/2012		
	NATIONAL SECURITIES SINGLE MEMBER SA	02/01/1900		
	PIRAEUS SECURITIES S. A.	28/05/2009		
ALPHA TRUST HOLDINGS (CR)			Main Market	
	EUROBANK EQUITIES INVESTMENT FIRM SINGLE MEMBER SA	06/02/2023		
	LEON DEPOLAS SECURITIES S.A.	04/01/2021		
ALUMIL (CR)			Main Market	
	PIRAEUS SECURITIES S. A.	31/07/2023		
ANDROMEDA SA (CR)			Main Market	
	BETA SECURITIES S.A.	15/02/2021		
	OPTIMA BANK S.A.	03/04/2023		
ATTICA BANK S.A. (CR)			Main Market	
	EUROXX SECURITIES S.A.	22/01/2016		
AUSTRIACARD (CB)			Main Market	
	BETA SECURITIES S.A.	23/03/2023		
	EUROBANK EQUITIES INVESTMENT FIRM SINGLE MEMBER SA	15/05/2023		
AUTOHELLAS SA (CR)			Main Market	
	ALPHA FINANCE INVESTMENT SERVICES SINGLE MEMBER SA	01/07/2019		
	EUROXX SECURITIES S.A.	02/07/2018		
AVAX S.A. (CR)			Main Market	
	EUROBANK EQUITIES INVESTMENT FIRM SINGLE MEMBER SA	14/12/2015		
	OPTIMA BANK S.A.	04/09/2023		
	PIRAEUS SECURITIES S. A.	01/02/2021		
AVE (CR)			Main Market	
	EUROXX SECURITIES S.A.	05/06/2020		
BRIQ PROPERTIES (CR)			Main Market	
	EUROBANK EQUITIES INVESTMENT FIRM SINGLE MEMBER SA	09/09/2019		
	LEON DEPOLAS SECURITIES S.A.	22/02/2021		
	PIRAEUS SECURITIES S. A.	05/02/2024		
CC HBC AG (CR)			Main Market	
	BETA SECURITIES S.A.	08/03/2021		
	NATIONAL SECURITIES SINGLE MEMBER SA	02/01/1900		
	PIRAEUS SECURITIES S. A.	04/05/2015		
CENERGY HOLDINGS (CB)			Main Market	
	ALPHA FINANCE INVESTMENT SERVICES SINGLE MEMBER SA	02/01/2016		
	EUROBANK EQUITIES INVESTMENT FIRM SINGLE MEMBER SA	02/01/2016		
	OPTIMA BANK S.A.	14/03/2022		
	PANTELAKIS SECURITIES S.A.	27/12/2022		
CNL CAPITAL (CR)			Main Market	
	MERIT SECURITIES S.A	01/10/2018		
DIMAND (CR)			Main Market	
	ALPHA FINANCE INVESTMENT SERVICES SINGLE MEMBER SA	08/08/2022		
	EUROBANK EQUITIES INVESTMENT FIRM SINGLE MEMBER SA	08/08/2022		
	PANTELAKIS SECURITIES S.A.	15/05/2023		
EKTER SA (CR)			Main Market	
	BETA SECURITIES S.A.	26/09/2022		
	EUROBANK EQUITIES INVESTMENT FIRM SINGLE MEMBER SA	16/10/2017		
	LEON DEPOLAS SECURITIES S.A.	21/05/2018		
ELASTRON (CR)			Main Market	
	LEON DEPOLAS SECURITIES S.A.	20/02/2017		

List of Stocks under Market Making operations

Securities	Market Maker	Start Market Making	Stock Category
ELLAKTOR (CR)			Main Market
	ALPHA FINANCE INVESTMENT SERVICES SINGLE MEMBER SA	18/03/2019	
	EUROBANK EQUITIES INVESTMENT FIRM SINGLE MEMBER SA	01/06/2012	
	EUROXX SECURITIES S.A.	24/09/2018	
	NATIONAL SECURITIES SINGLE MEMBER SA	02/01/1900	
	PIRAEUS SECURITIES S. A.	22/10/2018	
ELTON SA (CR)			Main Market
	OPTIMA BANK S.A.	30/01/2023	
ELVALHALCOR (CR)			Main Market
	ALPHA FINANCE INVESTMENT SERVICES SINGLE MEMBER SA	07/05/2018	
	BETA SECURITIES S.A.	09/01/2023	
	EUROBANK EQUITIES INVESTMENT FIRM SINGLE MEMBER SA	07/05/2018	
EUROBANK HOLDINGS (CR)			Main Market
	ALPHA FINANCE INVESTMENT SERVICES SINGLE MEMBER SA	09/01/2006	
	EUROBANK EQUITIES INVESTMENT FIRM SINGLE MEMBER SA	01/06/2012	
	GREENPOST TRADING EUROPE LTD	12/06/2023	
	HELLENIC AMERICAN SECURITIES S.A.	25/07/2014	
	LEON DEPOLAS SECURITIES S.A.	30/11/2018	
	MERIT SECURITIES S.A	06/11/2017	
	NATIONAL SECURITIES SINGLE MEMBER SA	02/01/1900	
	PIRAEUS SECURITIES S. A.	28/09/2009	
EUROCONSULTANTS S.A. (CR)			Main Market
	OPTIMA BANK S.A.	01/02/2023	
EYDAP S.A. (CR)			Main Market
	ALPHA FINANCE INVESTMENT SERVICES SINGLE MEMBER SA	27/01/2020	
	EUROBANK EQUITIES INVESTMENT FIRM SINGLE MEMBER SA	10/06/2019	
FOURLIS (CR)			Main Market
	EUROBANK EQUITIES INVESTMENT FIRM SINGLE MEMBER SA	01/12/2016	
	PIRAEUS SECURITIES S. A.	06/03/2017	
GEK TERNA (CR)			Main Market
	BETA SECURITIES S.A.	08/03/2021	
	EUROBANK EQUITIES INVESTMENT FIRM SINGLE MEMBER SA	24/05/2021	
	PIRAEUS SECURITIES S. A.	29/08/2019	
GR. SARANTIS S.A. (CR)			Main Market
	BETA SECURITIES S.A.	14/05/2012	
	EUROBANK EQUITIES INVESTMENT FIRM SINGLE MEMBER SA	24/10/2016	
	PIRAEUS SECURITIES S. A.	02/04/2024	
HELLENIC EXCHANGES-A.S.E. (CR)			Main Market
	HELLENIC AMERICAN SECURITIES S.A.	01/09/2014	
	NATIONAL SECURITIES SINGLE MEMBER SA	02/01/1900	
	PIRAEUS SECURITIES S. A.	04/05/2015	
HELLENIQ ENERGY (CR)			Main Market
	ALPHA FINANCE INVESTMENT SERVICES SINGLE MEMBER SA	07/11/2023	
	EUROBANK EQUITIES INVESTMENT FIRM SINGLE MEMBER SA	01/11/2023	
	HELLENIC AMERICAN SECURITIES S.A.	14/09/2015	
	PIRAEUS SECURITIES S. A.	20/03/2017	
IDEAL HOLDINGS (CR)			Main Market
	EUROBANK EQUITIES INVESTMENT FIRM SINGLE MEMBER SA	07/06/2021	
	PIRAEUS SECURITIES S. A.	07/06/2021	
INTERCONTINENTAL (CR)			Main Market
	LEON DEPOLAS SECURITIES S.A.	03/06/2019	
INTERLIFE G.C.I.(CR)			Main Market
	BETA SECURITIES S.A.	24/10/2022	
	PIRAEUS SECURITIES S. A.	22/01/2024	
INTERWOOD-XYLEMPORIA (CR)			Main Market
	EUROBANK EQUITIES INVESTMENT FIRM SINGLE MEMBER SA	05/07/2021	
	PANTELAKIS SECURITIES S.A.	01/07/2021	
INTRAKAT (CR)			Main Market
	BETA SECURITIES S.A.	04/10/2021	
	PANTELAKIS SECURITIES S.A.	10/10/2022	
JUMBO SA (CR)			Main Market
	BETA SECURITIES S.A.	01/02/2021	
	EUROBANK EQUITIES INVESTMENT FIRM SINGLE MEMBER SA	25/05/2020	
	GREENPOST TRADING EUROPE LTD	12/06/2023	
	MERIT SECURITIES S.A	06/11/2017	
	PIRAEUS SECURITIES S. A.	06/03/2017	
KLOUKINAS - LAPPAS SA (CR)			Main Market
	OPTIMA BANK S.A.	02/01/2023	

List of Stocks under Market Making operations

Securities	Stock Category
Market Maker	Start Market Making
KRI-KRI S.A. (CR)	Main Market
EUROBANK EQUITIES INVESTMENT FIRM SINGLE MEMBER SA	07/05/2018
PIRAEUS SECURITIES S. A.	11/12/2023
LAMDA DEVELOPMENT SA (CR)	Main Market
EUROBANK EQUITIES INVESTMENT FIRM SINGLE MEMBER SA	08/12/2014
PANTELAKIS SECURITIES S.A.	06/11/2017
PIRAEUS SECURITIES S. A.	29/06/2017
LAMPASA HOTEL SA (CR)	Main Market
LEON DEPOLAS SECURITIES S.A.	16/01/2017
MOTODYNAMICS S.A. (CR)	Main Market
OPTIMA BANK S.A.	25/08/2023
MOTOR OIL (CR)	Main Market
BETA SECURITIES S.A.	08/03/2021
EUROBANK EQUITIES INVESTMENT FIRM SINGLE MEMBER SA	22/10/2006
GREENPOST TRADING EUROPE LTD	12/06/2023
LEON DEPOLAS SECURITIES S.A.	01/04/2019
MERIT SECURITIES S.A	25/02/2019
NATIONAL SECURITIES SINGLE MEMBER SA	02/01/1900
PIRAEUS SECURITIES S. A.	04/05/2015
MPLE KEDROS (CR)	Main Market
OPTIMA BANK S.A.	08/11/2023
OPTIMA BANK S.A.	16/10/2023
MYTILINEOS (CR)	Main Market
ALPHA FINANCE INVESTMENT SERVICES SINGLE MEMBER SA	15/04/2019
BETA SECURITIES S.A.	11/04/2022
EUROBANK EQUITIES INVESTMENT FIRM SINGLE MEMBER SA	20/09/2017
GREENPOST TRADING EUROPE LTD	12/06/2023
MERIT SECURITIES S.A	25/02/2019
NATIONAL SECURITIES SINGLE MEMBER SA	02/01/1900
PIRAEUS SECURITIES S. A.	04/05/2015
NAFPAKTOS TEXTILE (CR)	Main Market
OPTIMA BANK S.A.	29/01/2024
NATIONAL BANK (CR)	Main Market
ALPHA FINANCE INVESTMENT SERVICES SINGLE MEMBER SA	09/01/2006
EUROBANK EQUITIES INVESTMENT FIRM SINGLE MEMBER SA	22/10/2006
GREENPOST TRADING EUROPE LTD	12/06/2023
HELLENIC AMERICAN SECURITIES S.A.	25/07/2014
LEON DEPOLAS SECURITIES S.A.	20/05/2015
MERIT SECURITIES S.A	03/09/2012
NATIONAL SECURITIES SINGLE MEMBER SA	02/01/1900
PIRAEUS SECURITIES S. A.	08/09/2008
OPAP (CR)	Main Market
ALPHA FINANCE INVESTMENT SERVICES SINGLE MEMBER SA	09/01/2006
EUROBANK EQUITIES INVESTMENT FIRM SINGLE MEMBER SA	22/10/2006
GREENPOST TRADING EUROPE LTD	12/06/2023
HELLENIC AMERICAN SECURITIES S.A.	25/07/2014
MERIT SECURITIES S.A	20/03/2017
NATIONAL SECURITIES SINGLE MEMBER SA	02/01/1900
PIRAEUS SECURITIES S. A.	04/05/2015
OPTIMA BANK (CR)	Main Market
ALPHA FINANCE INVESTMENT SERVICES SINGLE MEMBER SA	12/12/2023
EUROBANK EQUITIES INVESTMENT FIRM SINGLE MEMBER SA	11/12/2023
OPTIMA BANK S.A.	06/11/2023
ORILINA PROPERTIES REIC (CR)	Main Market
EUROBANK EQUITIES INVESTMENT FIRM SINGLE MEMBER SA	11/12/2023
LEON DEPOLAS SECURITIES S.A.	11/12/2023
OTE (CR)	Main Market
ALPHA FINANCE INVESTMENT SERVICES SINGLE MEMBER SA	09/01/2006
EUROBANK EQUITIES INVESTMENT FIRM SINGLE MEMBER SA	22/10/2006
GREENPOST TRADING EUROPE LTD	12/06/2023
HELLENIC AMERICAN SECURITIES S.A.	25/07/2014
LEON DEPOLAS SECURITIES S.A.	20/04/2015
MERIT SECURITIES S.A	20/03/2017
NATIONAL SECURITIES SINGLE MEMBER SA	02/01/1900
PIRAEUS SECURITIES S. A.	08/09/2008
P.P.A. S.A. (CR)	Main Market
EUROBANK EQUITIES INVESTMENT FIRM SINGLE MEMBER SA	06/02/2019

List of Stocks under Market Making operations

Securities	Market Maker	Start Market Making	Stock Category
PAPOUTSANIS (CR)			
	ALPHA FINANCE INVESTMENT SERVICES SINGLE MEMBER SA	19/11/2018	Main Market
	BETA SECURITIES S.A.	25/11/2013	
PETROPOULOS PETROS (CR)			
	EUROBANK EQUITIES INVESTMENT FIRM SINGLE MEMBER SA	01/04/2019	Main Market
	PANTELAKIS SECURITIES S.A.	16/03/2020	
PIRAEUS FINANCIAL HOLD (CR)			
	ALPHA FINANCE INVESTMENT SERVICES SINGLE MEMBER SA	15/04/2019	Main Market
	EUROBANK EQUITIES INVESTMENT FIRM SINGLE MEMBER SA	22/10/2006	
	EUROXX SECURITIES S.A.	15/02/2016	
	GREENPOST TRADING EUROPE LTD	12/06/2023	
	HELLENIC AMERICAN SECURITIES S.A.	25/07/2014	
	LEON DEPOLAS SECURITIES S.A.	30/11/2018	
	MERIT SECURITIES S.A	16/09/2013	
	NATIONAL SECURITIES SINGLE MEMBER SA	02/01/1900	
	PIRAEUS SECURITIES S. A.	16/02/2009	
PPC (CR)			
	ALPHA FINANCE INVESTMENT SERVICES SINGLE MEMBER SA	09/01/2006	Main Market
	BETA SECURITIES S.A.	01/02/2021	
	EUROBANK EQUITIES INVESTMENT FIRM SINGLE MEMBER SA	22/10/2006	
	GREENPOST TRADING EUROPE LTD	12/06/2023	
	HELLENIC AMERICAN SECURITIES S.A.	01/09/2014	
	MERIT SECURITIES S.A	06/11/2017	
	NATIONAL SECURITIES SINGLE MEMBER SA	02/01/1900	
	PIRAEUS SECURITIES S. A.	28/09/2009	
PREMIA (CR)			
	BETA SECURITIES S.A.	01/06/2021	Main Market
	LEON DEPOLAS SECURITIES S.A.	05/12/2022	
	PANTELAKIS SECURITIES S.A.	23/12/2021	
PROFILE SA (CR)			
	OPTIMA BANK S.A.	03/04/2023	Main Market
	PANTELAKIS SECURITIES S.A.	01/07/2019	
QUALITY & RELIABILITY SA (CR)			
	OPTIMA BANK S.A.	03/01/2023	Main Market
QUEST HOLDINGS (CR)			
	BETA SECURITIES S.A.	26/03/2018	Main Market
	EUROBANK EQUITIES INVESTMENT FIRM SINGLE MEMBER SA	28/01/2019	
REVOIL (CR)			
	BETA SECURITIES S.A.	26/06/2023	Main Market
	OPTIMA BANK S.A.	15/04/2024	
SIDMA STEEL (CR)			
	OPTIMA BANK S.A.	25/05/2023	Main Market
SPACE HELLAS SA (CR)			
	MERIT SECURITIES S.A	09/12/2022	Main Market
TECHNICAL OLYMPIC SA (CR)			
	OPTIMA BANK S.A.	05/07/2023	Main Market
TERNA ENERGY (CR)			
	EUROBANK EQUITIES INVESTMENT FIRM SINGLE MEMBER SA	24/05/2021	Main Market
	PIRAEUS SECURITIES S. A.	09/12/2019	
THRACE PLASTICS SA (CR)			
	ALPHA FINANCE INVESTMENT SERVICES SINGLE MEMBER SA	26/03/2018	Main Market
	LEON DEPOLAS SECURITIES S.A.	28/03/2024	
	PIRAEUS SECURITIES S. A.	02/04/2024	
TITAN CEMENT (CB)			
	BETA SECURITIES S.A.	01/02/2021	Main Market
	EUROBANK EQUITIES INVESTMENT FIRM SINGLE MEMBER SA	06/11/2019	
	PIRAEUS SECURITIES S. A.	18/01/2021	
TRADE ESTATES REIC (CR)			
	EUROBANK EQUITIES INVESTMENT FIRM SINGLE MEMBER SA	08/11/2023	Main Market
	EUROBANK EQUITIES INVESTMENT FIRM SINGLE MEMBER SA	10/11/2023	
	PANTELAKIS SECURITIES S.A.	08/11/2023	
	PANTELAKIS SECURITIES S.A.	10/11/2023	
TZIRAKIAN PROFIL (CR)			
	LEON DEPOLAS SECURITIES S.A.	19/07/2021	Main Market
VIOHALCO SA/NV (CB)			
	ALPHA FINANCE INVESTMENT SERVICES SINGLE MEMBER SA	11/03/2008	Main Market
	EUROBANK EQUITIES INVESTMENT FIRM SINGLE MEMBER SA	04/03/2014	
	MERIT SECURITIES S.A	17/03/2014	

Underlying Asset				Derivatives Market													
Price max	Price min	Closing price	change	Delivery Month	Open price	Price max	Price min	Last price	Closing price	Last Bid	Last Ask	Fixing price*	Life high	Life low	Trades	Volume	Open Interest
FTSE/Athex Large Cap				(Trade Unit: 1 Index Point x 2E, Cash Settlement)													
3,546.78	3,508.23	3,523.77	0.31%	May 2024	3,510.00	3,550.00	3,510.00	3,527.50	3,527.50	---	---	---	3,579.00	---	62	191	3,869
				June 2024	3,534.50	3,535.25	3,528.75	3,528.75	3,528.75	---	---	---	3,563.00	---	8	27	206
				July 2024	---	---	---	---	3,528.50	---	---	---	---	---	---	---	---
				September 2024	---	---	---	---	3,541.00	---	---	---	---	---	---	---	---
				December 2024	---	---	---	---	3,558.75	---	---	---	---	---	---	---	---
				March 2025	---	---	---	---	3,576.50	---	---	---	---	---	---	---	---
FTSE/Athex Banks				(Trade Unit: 1 Index Point x 15E, Cash Settlement)													
1,260.06	1,235.38	1,249.43	0.97%	June 2024	1,259.00	1,259.00	1,257.50	1,257.50	1,257.50	---	---	---	1,290.00	---	2	2	897
				September 2024	---	---	---	---	1,247.25	---	---	---	---	---	---	---	---
				December 2024	---	---	---	---	1,253.50	---	---	---	---	---	---	---	---
				March 2025	---	---	---	---	1,259.75	---	---	---	---	---	---	---	---
MSCI GREECE REBASED				(Trade Unit: 1 Index Point x 2E, Cash Settlement)													
5,633.70	5,564.47	5,590.95	0.39%	May 2024	---	---	---	---	5,543.50	---	---	---	5,605.00	---	---	---	10
				June 2024	---	---	---	---	5,546.25	---	---	---	5,604.50	---	---	---	10
				July 2024	---	---	---	---	5,484.75	---	---	---	5,364.00	---	---	---	10
				August 2024	---	---	---	---	5,602.50	---	---	---	---	---	---	---	---
				September 2024	---	---	---	---	5,613.25	---	---	---	---	---	---	---	---
				October 2024	---	---	---	---	5,622.00	---	---	---	---	---	---	---	---
				December 2024	---	---	---	---	5,641.50	---	---	---	---	---	---	---	---
				March 2025	---	---	---	---	5,669.50	---	---	---	---	---	---	---	---

Derivatives notes

Fixing prices and final open positions can be retrieved from the following path <http://www.helex.gr/el/web/guest/statistics-end-of-day-derivatives>

Underlying Asset				Derivatives Market													
Price max	Price min	Closing price	change	Delivery Month	Open price	Price max	Price min	Last price	Closing price	Last Bid	Last Ask	Fixing price*	Life high	Life low	Trades	Volume	Open Interest
ADMIE (IPTO) HOLDING S.A. (CR)				(Contract Size: 100 Securities, Physical Delivery)													
2.235	2.205	2.21	-1.12%	June 2024	2.23	2.23	2.22	2.22	2.22	---	---	---	2.44	---	6	21	26,728
				September 2024	---	---	---	---	2.24	---	---	---	2.23	---	---	---	508
				December 2024	---	---	---	---	2.26	---	---	---	---	---	---	---	---
				March 2025	---	---	---	---	2.28	---	---	---	---	---	---	---	---
AEGEAN AIRLINES (CR)				(Contract Size: 100 Securities, Physical Delivery)													
12.75	12.6	12.65	0.40%	June 2024	11.99	12.10	11.99	12.00	12.00	---	---	---	12.77	---	11	33	5,009
				September 2024	---	---	---	---	12.70	---	---	---	---	---	---	---	---
				December 2024	---	---	---	---	12.76	---	---	---	---	---	---	---	---
				March 2025	---	---	---	---	12.83	---	---	---	---	---	---	---	---
ALPHA SERVICES HOLD (CR)				(Contract Size: 100 Securities, Physical Delivery)													
1.615	1.5825	1.5855	-0.44%	June 2024	1.59	1.62	1.59	1.59	1.59	---	---	---	1.82	---	188	10,160	156,200
				September 2024	1.61	1.61	1.60	1.60	1.60	---	---	---	1.67	---	2	500	952
				December 2024	---	---	---	---	1.61	---	---	---	---	---	---	---	---
				March 2025	---	---	---	---	1.62	---	---	---	---	---	---	---	---
ATHENS INTL AIRPORT (CR)				(Contract Size: 100 Securities, Physical Delivery)													
8.39	8.26	8.3	-0.12%	June 2024	8.04	8.12	8.04	8.08	8.08	---	---	---	8.65	---	6	30	1,126
				September 2024	---	---	---	---	8.38	---	---	---	---	---	---	---	---
				December 2024	---	---	---	---	8.42	---	---	---	---	---	---	---	---
				March 2025	---	---	---	---	8.46	---	---	---	---	---	---	---	---
AUTOHELLAS SA (CR)				(Contract Size: 100 Securities, Physical Delivery)													
12.9	12.72	12.78	-0.78%	June 2024	12.80	12.80	12.80	12.80	12.80	---	---	---	13.67	---	1	3	208
				September 2024	---	---	---	---	12.98	---	---	---	---	---	---	---	---
				December 2024	---	---	---	---	13.05	---	---	---	---	---	---	---	---
				March 2025	---	---	---	---	13.11	---	---	---	---	---	---	---	---
AVAX S.A. (CR)				(Contract Size: 100 Securities, Physical Delivery)													
1.51	1.462	1.462	-1.48%	June 2024	---	---	---	---	1.49	---	---	---	1.72	---	---	---	926
				September 2024	---	---	---	---	1.50	---	---	---	---	---	---	---	---
				December 2024	---	---	---	---	1.50	---	---	---	---	---	---	---	---
				March 2025	---	---	---	---	1.51	---	---	---	---	---	---	---	---
CC HBC AG (CR)				(Contract Size: 100 Securities, Physical Delivery)													
30.96	30.36	30.8	1.45%	June 2024	29.90	30.00	29.87	30.00	30.00	---	---	---	30.00	---	3	3	59
				September 2024	---	---	---	---	30.60	---	---	---	---	---	---	---	---
				December 2024	---	---	---	---	30.75	---	---	---	---	---	---	---	---
				March 2025	---	---	---	---	30.91	---	---	---	---	---	---	---	---

Derivatives notes

Fixing prices and final open positions can be retrieved from the following path <http://www.helex.gr/el/web/guest/statistics-end-of-day-derivatives>

Underlying Asset				Derivatives Market													
Price max	Price min	Closing price	change	Delivery Month	Open price	Price max	Price min	Last price	Closing price	Last Bid	Last Ask	Fixing price*	Life high	Life low	Trades	Volume	Open Interest
CENERGY HOLDINGS (CB)																	
(Contract Size: 100 Securities, Physical Delivery)																	
8	7.86	8	0.76%	June 2024	7.99	8.00	7.96	7.99	7.99	---	---	---	8.00	---	11	48	4,138
				September 2024	---	---	---	---	8.00	---	---	---	---	---	---	---	---
				December 2024	---	---	---	---	8.04	---	---	---	---	---	---	---	---
				March 2025	---	---	---	---	8.08	---	---	---	---	---	---	---	---
ELLAKTOR (CR)																	
(Contract Size: 100 Securities, Physical Delivery)																	
2.65	2.6	2.6	-0.76%	June 2024	2.63	2.63	2.61	2.63	2.63	---	---	---	2.70	---	3	4	4,620
				September 2024	---	---	---	---	2.64	---	---	---	---	---	---	---	---
				December 2024	---	---	---	---	2.65	---	---	---	---	---	---	---	---
				March 2025	---	---	---	---	2.67	---	---	---	---	---	---	---	---
ELVALHALCOR (CR)																	
(Contract Size: 100 Securities, Physical Delivery)																	
1.956	1.938	1.948	0.83%	June 2024	1.97	1.98	1.95	1.95	1.95	---	---	---	2.28	---	8	21	4,017
				September 2024	---	---	---	---	1.96	---	---	---	1.82	---	---	---	50
				December 2024	---	---	---	---	1.96	---	---	---	---	---	---	---	---
				March 2025	---	---	---	---	1.97	---	---	---	---	---	---	---	---
EUROBANK HOLDINGS (CR)																	
(Contract Size: 100 Securities, Physical Delivery)																	
2.054	1.9995	2.02	0.50%	June 2024	2.02	2.03	2.02	2.03	2.03	---	---	---	2.05	---	21	590	29,069
				September 2024	---	---	---	---	2.03	---	---	---	---	---	---	---	---
				December 2024	---	---	---	---	2.04	---	---	---	---	---	---	---	---
				March 2025	---	---	---	---	2.05	---	---	---	---	---	---	---	---
EYDAP S.A. (CR)																	
(Contract Size: 100 Securities, Physical Delivery)																	
5.82	5.7	5.8	1.40%	June 2024	5.80	5.82	5.80	5.82	5.82	---	---	---	6.10	---	2	8	4,356
				September 2024	---	---	---	---	5.77	---	---	---	---	---	---	---	---
				December 2024	---	---	---	---	5.79	---	---	---	---	---	---	---	---
				March 2025	---	---	---	---	5.82	---	---	---	---	---	---	---	---
FOURLIS (CR)																	
(Contract Size: 100 Securities, Physical Delivery)																	
4.175	4.105	4.175	0.84%	June 2024	---	---	---	---	4.07	---	---	---	4.38	---	---	---	1,030
				September 2024	---	---	---	---	4.17	---	---	---	---	---	---	---	---
				December 2024	---	---	---	---	4.19	---	---	---	---	---	---	---	---
				March 2025	---	---	---	---	4.21	---	---	---	---	---	---	---	---
GEK TERNA (CR)																	
(Contract Size: 100 Securities, Physical Delivery)																	
16.86	16.56	16.58	-1.19%	June 2024	16.86	16.86	16.67	16.67	16.67	---	---	---	17.26	---	11	40	15,705
				September 2024	---	---	---	---	17.14	---	---	---	15.80	---	---	---	30
				December 2024	---	---	---	---	17.00	---	---	---	---	---	---	---	---
				March 2025	---	---	---	---	17.08	---	---	---	---	---	---	---	---

Derivatives notes

Fixing prices and final open positions can be retrieved from the following path <http://www.helex.gr/el/web/guest/statistics-end-of-day-derivatives>

Underlying Asset				Derivatives Market													
Price max	Price min	Closing price	change	Delivery Month	Open price	Price max	Price min	Last price	Closing price	Last Bid	Last Ask	Fixing price*	Life high	Life low	Trades	Volume	Open Interest
HELLENIC EXCHANGES-A.S.E. (CR)				(Contract Size: 100 Securities, Physical Delivery)													
5.21	5.1	5.15	-0.19%	June 2024	5.21	5.21	5.15	5.15	5.15	---	---	---	5.71	---	2	6	8,079
				September 2024	---	---	---	---	5.20	---	---	---	---	---	---	---	---
				December 2024	---	---	---	---	5.23	---	---	---	---	---	---	---	---
				March 2025	---	---	---	---	5.25	---	---	---	---	---	---	---	---
HELLENIQ ENERGY (CR)				(Contract Size: 100 Securities, Physical Delivery)													
8.46	8.37	8.385	-0.53%	June 2024	8.44	8.46	8.44	8.44	8.44	---	---	---	8.80	---	4	28	4,716
				September 2024	---	---	---	---	8.50	---	---	---	---	---	---	---	---
				December 2024	---	---	---	---	8.54	---	---	---	---	---	---	---	---
				March 2025	---	---	---	---	8.58	---	---	---	---	---	---	---	---
INTRACOM HOLDINGS (CR)				(Contract Size: 100 Securities, Physical Delivery)													
3.75	3.63	3.655	0.14%	June 2024	3.66	3.75	3.66	3.68	3.68	---	---	---	4.30	---	31	131	8,402
				September 2024	---	---	---	---	3.68	---	---	---	---	---	---	---	---
				December 2024	---	---	---	---	3.70	---	---	---	---	---	---	---	---
				March 2025	---	---	---	---	3.72	---	---	---	---	---	---	---	---
INTRAKAT (CR)				(Contract Size: 100 Securities, Physical Delivery)													
5.42	5.31	5.42	0.37%	June 2024	5.25	5.25	5.18	5.18	5.18	---	---	---	5.66	---	4	21	2,266
				September 2024	---	---	---	---	5.44	---	---	---	---	---	---	---	---
				December 2024	---	---	---	---	5.47	---	---	---	---	---	---	---	---
				March 2025	---	---	---	---	5.50	---	---	---	---	---	---	---	---
JUMBO SA (CR)				(Contract Size: 100 Securities, Physical Delivery)													
29.76	28.74	29.48	1.03%	June 2024	29.10	29.65	29.10	29.53	29.53	---	---	---	29.65	---	12	35	140
				September 2024	---	---	---	---	29.41	---	---	---	---	---	---	---	---
				December 2024	---	---	---	---	29.56	---	---	---	---	---	---	---	---
				March 2025	---	---	---	---	29.71	---	---	---	---	---	---	---	---
LAMDA DEVELOPMENT SA (CR)				(Contract Size: 100 Securities, Physical Delivery)													
6.94	6.83	6.86	-0.44%	June 2024	6.90	6.90	6.90	6.90	6.90	---	---	---	7.20	---	1	1	7,404
				September 2024	---	---	---	---	6.94	---	---	---	---	---	---	---	---
				December 2024	---	---	---	---	6.98	---	---	---	---	---	---	---	---
				March 2025	---	---	---	---	7.01	---	---	---	---	---	---	---	---
MIG (CR)				(Contract Size: 100 Securities, Physical Delivery)													
4.07	3.92	3.99	0.00%	June 2024	---	---	---	---	4.01	---	---	---	4.25	---	---	---	120
				September 2024	---	---	---	---	4.02	---	---	---	---	---	---	---	---
				December 2024	---	---	---	---	4.04	---	---	---	---	---	---	---	---
				March 2025	---	---	---	---	4.06	---	---	---	---	---	---	---	---

Derivatives notes

Fixing prices and final open positions can be retrieved from the following path <http://www.helex.gr/el/web/guest/statistics-end-of-day-derivatives>

Underlying Asset				Derivatives Market													
Price max	Price min	Closing price	change	Delivery Month	Open price	Price max	Price min	Last price	Closing price	Last Bid	Last Ask	Fixing price*	Life high	Life low	Trades	Volume	Open Interest
MOTOR OIL (CR)				(Contract Size: 100 Securities, Physical Delivery)													
27.34	26.86	27.22	0.22%	June 2024	---	---	---	---	27.30	---	---	---	27.99	---	---	---	479
				September 2024	---	---	---	---	27.38	---	---	---	---	---	---	---	---
				December 2024	---	---	---	---	27.51	---	---	---	---	---	---	---	---
				March 2025	---	---	---	---	27.65	---	---	---	---	---	---	---	---
MYTILINEOS (CR)				(Contract Size: 100 Securities, Physical Delivery)													
38.4	38.04	38.2	0.00%	June 2024	38.39	38.39	38.30	38.30	38.30	---	---	---	39.09	---	5	34	5,014
				September 2024	---	---	---	---	37.93	---	---	---	38.35	---	---	---	212
				December 2024	---	---	---	---	38.70	---	---	---	---	---	---	---	---
				March 2025	---	---	---	---	38.89	---	---	---	---	---	---	---	---
NATIONAL BANK (CR)				(Contract Size: 100 Securities, Physical Delivery)													
7.84	7.55	7.81	3.31%	June 2024	7.65	7.85	7.65	7.85	7.85	---	---	---	7.85	---	85	366	12,192
				September 2024	---	---	---	---	7.63	---	---	---	7.04	---	---	---	40
				December 2024	---	---	---	---	7.66	---	---	---	---	---	---	---	---
				March 2025	---	---	---	---	7.70	---	---	---	---	---	---	---	---
OPAP (CR)				(Contract Size: 100 Securities, Physical Delivery)													
15.74	15.5	15.5	-0.71%	June 2024	15.65	15.65	15.58	15.58	15.58	---	---	---	16.99	---	5	8	890
				September 2024	---	---	---	---	15.73	---	---	---	---	---	---	---	---
				December 2024	---	---	---	---	15.81	---	---	---	---	---	---	---	---
				March 2025	---	---	---	---	15.89	---	---	---	---	---	---	---	---
OPTIMA BANK (CR)				(Contract Size: 100 Securities, Physical Delivery)													
10.86	10.54	10.8	1.50%	June 2024	10.32	10.39	10.29	10.39	10.39	---	---	---	10.45	---	5	25	194
				September 2024	---	---	---	---	10.72	---	---	---	---	---	---	---	---
				December 2024	---	---	---	---	10.78	---	---	---	---	---	---	---	---
				March 2025	---	---	---	---	10.83	---	---	---	---	---	---	---	---
OTE (CR)				(Contract Size: 100 Securities, Physical Delivery)													
14.39	14.06	14.06	-1.54%	June 2024	14.36	14.36	14.15	14.15	14.15	---	---	---	14.55	---	15	70	5,882
				September 2024	---	---	---	---	14.39	---	---	---	---	---	---	---	---
				December 2024	---	---	---	---	14.47	---	---	---	---	---	---	---	---
				March 2025	---	---	---	---	14.54	---	---	---	---	---	---	---	---
P.P.A. S.A. (CR)				(Contract Size: 100 Securities, Physical Delivery)													
24.95	24.3	24.75	-0.20%	June 2024	---	---	---	---	24.73	---	---	---	28.71	---	---	---	128
				September 2024	---	---	---	---	25.00	---	---	---	---	---	---	---	---
				December 2024	---	---	---	---	25.12	---	---	---	---	---	---	---	---
				March 2025	---	---	---	---	25.25	---	---	---	---	---	---	---	---

Derivatives notes

Fixing prices and final open positions can be retrieved from the following path <http://www.helex.gr/el/web/guest/statistics-end-of-day-derivatives>

Underlying Asset				Derivatives Market													
Price max	Price min	Closing price	change	Delivery Month	Open price	Price max	Price min	Last price	Closing price	Last Bid	Last Ask	Fixing price*	Life high	Life low	Trades	Volume	Open Interest
PIRAEUS FINANCIAL HOLD (CR)																	
(Contract Size: 100 Securities, Physical Delivery)																	
3.819	3.752	3.752	-0.61%	June 2024	3.80	3.83	3.77	3.78	3.78	---	---	---	4.26	---	123	1,405	74,015
				September 2024	---	---	---	---	3.72	---	---	---	4.05	---	---	---	5
				December 2024	---	---	---	---	3.82	---	---	---	---	---	---	---	---
				March 2025	---	---	---	---	3.84	---	---	---	---	---	---	---	---
PPC (CR)																	
(Contract Size: 100 Securities, Physical Delivery)																	
11.32	11.16	11.16	-0.71%	June 2024	11.32	11.40	11.24	11.25	11.25	---	---	---	12.75	---	90	822	31,728
				September 2024	---	---	---	---	11.45	---	---	---	11.30	---	---	---	100
				December 2024	---	---	---	---	11.39	---	---	---	---	---	---	---	---
				March 2025	---	---	---	---	11.44	---	---	---	---	---	---	---	---
QUEST HOLDINGS (CR)																	
(Contract Size: 100 Securities, Physical Delivery)																	
5.89	5.74	5.75	-0.86%	June 2024	5.75	5.75	5.75	5.75	5.75	---	---	---	6.29	---	1	5	262
				September 2024	---	---	---	---	5.85	---	---	---	---	---	---	---	---
				December 2024	---	---	---	---	5.88	---	---	---	---	---	---	---	---
				March 2025	---	---	---	---	5.90	---	---	---	---	---	---	---	---
TERNA ENERGY (CR)																	
(Contract Size: 100 Securities, Physical Delivery)																	
18.45	18.16	18.33	0.49%	June 2024	18.40	18.59	18.40	18.48	18.48	---	---	---	18.62	---	62	309	31,883
				September 2024	---	---	---	---	18.38	---	---	---	---	---	---	---	---
				December 2024	---	---	---	---	18.48	---	---	---	---	---	---	---	---
				March 2025	---	---	---	---	18.57	---	---	---	---	---	---	---	---
TITAN CEMENT (CB)																	
(Contract Size: 100 Securities, Physical Delivery)																	
29.8	29.15	29.3	-1.51%	June 2024	29.60	29.60	29.20	29.20	29.20	---	---	---	29.60	---	4	8	181
				September 2024	---	---	---	---	29.99	---	---	---	---	---	---	---	---
				December 2024	---	---	---	---	30.14	---	---	---	---	---	---	---	---
				March 2025	---	---	---	---	30.29	---	---	---	---	---	---	---	---
VIOHALCO SA/NV (CB)																	
(Contract Size: 100 Securities, Physical Delivery)																	
5.88	5.81	5.84	0.69%	June 2024	5.86	5.91	5.86	5.90	5.90	---	---	---	6.43	---	18	56	5,246
				September 2024	---	---	---	---	5.85	---	---	---	---	---	---	---	---
				December 2024	---	---	---	---	5.88	---	---	---	---	---	---	---	---
				March 2025	---	---	---	---	5.90	---	---	---	---	---	---	---	---

Derivatives notes

Fixing prices and final open positions can be retrieved from the following path <http://www.helex.gr/el/web/guest/statistics-end-of-day-derivatives>

FTSE/Athex Large Cap

(Trade Unit: 1 Index Point x 2€ - Exercise Style: European, Cash Settlement)

Call Options														Put Options																				
Exercise Price	May 2024							June 2024							Other Months		May 2024							June 2024							Other Months		Exercise Price	
	Open price	Price max	Price min	Last price	Closing price	Volume	Open Interest	Open price	Price max	Price min	Last price	Closing price	Volume	Open Interest	Volume	Open Interest	Open price	Price max	Price min	Last price	Closing price	Volume	Open Interest	Open price	Price max	Price min	Last price	Closing price	Volume	Open Interest	Volume	Open Interest		
2,450	-	-	-	-	-	-	-	0.00	0.00	0.00	-	1,059.00	-	-	-	-	-	-	-	-	-	-	-	0.00	0.00	0.00	-	0.02	-	-	-	-	2,450	
2,500	-	-	-	-	-	-	-	0.00	0.00	0.00	-	1,010.00	-	-	-	-	-	-	-	-	-	-	-	0.00	0.00	0.00	-	0.01	-	-	-	-	2,500	
2,550	-	-	-	-	-	-	-	0.00	0.00	0.00	-	960.00	-	-	-	-	-	-	-	-	-	-	-	0.00	0.00	0.00	-	0.01	-	-	-	-	2,550	
2,600	-	-	-	-	-	-	-	0.00	0.00	0.00	-	910.00	-	-	-	-	-	-	-	-	-	-	-	0.00	0.00	0.00	-	0.01	-	-	-	-	2,600	
2,650	-	-	-	-	-	-	-	0.00	0.00	0.00	-	860.00	-	-	-	-	-	-	-	-	-	-	-	0.00	0.00	0.00	-	0.01	-	-	-	-	2,650	
2,700	-	-	-	-	-	-	-	0.00	0.00	0.00	-	810.00	-	-	-	-	-	-	-	-	-	-	-	0.00	0.00	0.00	-	0.02	-	-	-	-	2,700	
2,750	-	-	-	-	-	-	-	0.00	0.00	0.00	-	760.00	-	-	-	-	-	-	-	-	-	-	-	0.00	0.00	0.00	-	0.06	-	-	-	-	2,750	
2,800	-	-	-	-	-	-	-	0.00	0.00	0.00	-	711.00	-	-	-	-	-	-	-	-	-	-	-	0.00	0.00	0.00	-	0.14	-	-	-	-	2,800	
2,850	-	-	-	-	-	-	-	0.00	0.00	0.00	-	661.00	-	-	-	-	-	-	-	-	-	-	-	0.00	0.00	0.00	-	0.29	-	-	-	-	2,850	
2,900	-	-	-	-	-	-	-	0.00	0.00	0.00	-	611.00	-	-	-	-	-	-	-	-	-	-	-	0.00	0.00	0.00	-	0.59	-	-	-	-	2,900	
2,950	-	-	-	-	-	-	-	0.00	0.00	0.00	-	562.00	-	-	-	-	-	-	-	-	-	-	-	0.00	0.00	0.00	-	1.10	-	-	-	-	2,950	
3,000	-	-	-	-	-	-	-	0.00	0.00	0.00	-	513.00	-	-	-	-	-	-	-	-	-	-	-	0.00	0.00	0.00	-	2.10	-	-	-	-	3,000	
3,050	0.00	0.00	0.00	-	467.00	-	-	0.00	0.00	0.00	-	465.00	-	-	-	-	-	-	-	-	-	-	-	0.00	0.00	0.00	-	3.60	-	-	-	-	3,050	
3,100	0.00	0.00	0.00	-	417.00	-	-	0.00	0.00	0.00	-	417.00	-	-	-	-	-	-	-	-	-	-	-	0.00	0.00	0.00	-	6.10	-	-	-	-	3,100	
3,150	0.00	0.00	0.00	-	368.00	-	-	0.00	0.00	0.00	-	371.00	-	-	-	-	-	-	-	-	-	-	-	0.00	0.00	0.00	-	9.70	-	-	-	-	3,150	
3,200	0.00	0.00	0.00	-	318.00	-	-	0.00	0.00	0.00	-	327.00	-	-	-	-	-	-	-	-	-	-	-	0.00	0.00	0.00	-	15.00	-	-	-	-	3,200	
3,250	0.00	0.00	0.00	-	270.00	-	42	0.00	0.00	0.00	-	284.00	-	-	-	-	-	-	-	-	-	-	-	0.00	0.00	0.00	-	22.25	-	-	-	-	3,250	
3,300	0.00	0.00	0.00	-	223.00	-	21	0.00	0.00	0.00	-	244.00	-	-	-	-	-	-	-	-	-	-	-	0.00	0.00	0.00	-	32.25	-	-	-	-	3,300	
3,350	0.00	0.00	0.00	-	178.00	-	20	0.00	0.00	0.00	-	207.00	-	-	-	-	-	-	-	-	-	-	-	0.00	0.00	0.00	-	44.75	-	7	-	-	3,350	
3,400	0.00	0.00	0.00	-	137.00	-	21	0.00	0.00	0.00	-	173.00	-	-	-	-	-	-	-	-	-	-	-	0.00	0.00	0.00	-	60.50	-	1	-	-	3,400	
3,450	0.00	0.00	0.00	-	101.00	-	52	0.00	0.00	0.00	-	142.00	-	20	-	-	-	-	-	-	-	-	-	0.00	0.00	0.00	-	80.00	-	1	-	-	3,450	
3,500	0.00	0.00	0.00	-	71.00	-	29	0.00	0.00	0.00	-	116.00	-	20	-	-	-	-	-	-	-	-	-	0.00	0.00	0.00	-	103.00	-	40	-	-	3,500	
3,550	0.00	0.00	0.00	-	47.50	-	20	0.00	0.00	0.00	-	92.50	-	-	-	-	-	-	-	-	-	-	60.00	0.00	60.00	64.00	64.00	2	60	-	80	-	3,550	
3,600	36.00	36.00	36.00	36.00	36.00	2	40	71.00	71.00	71.00	71.00	71.00	1	1	-	-	-	-	-	-	-	-	-	0.00	36.00	0.00	-	112.00	-	45	-	60	-	3,600
3,650	0.00	0.00	0.00	-	18.00	-	5	0.00	0.00	0.00	-	56.00	-	-	-	-	-	-	-	-	-	-	-	0.00	0.00	0.00	-	193.00	-	-	-	-	3,650	
3,700	0.00	0.00	0.00	-	10.00	-	-	0.00	0.00	0.00	-	42.75	-	-	-	-	-	-	-	-	-	-	-	0.00	0.00	0.00	-	230.00	-	-	-	-	3,700	
3,750	0.00	0.00	0.00	-	5.30	-	-	0.00	0.00	0.00	-	32.00	-	-	-	-	-	-	-	-	-	-	-	0.00	0.00	0.00	-	269.00	-	-	-	-	3,750	
3,800	0.00	0.00	0.00	-	2.70	-	-	0.00	0.00	0.00	-	23.50	-	-	-	-	-	-	-	-	-	-	-	0.00	0.00	0.00	-	310.00	-	-	-	-	3,800	
Totals:						2	250					1	41	0	0								2	407					0	189	0	0		
Number of Trades:						1						1		0									2					0			0			

ALPHA SERVICES HOLD (CR)

(Contract Size: 100 Securities, Exercise Style: American, Physical Delivery)

Call Options														Put Options																			
May 2024							June 2024							Other Months		May 2024							June 2024							Other Months		Exercise Price	
Open price	Price max	Price min	Last price	Closing price	Volume	Open Interest	Open price	Price max	Price min	Last price	Closing price	Volume	Open Interest	Volume	Open Interest	Open price	Price max	Price min	Last price	Closing price	Volume	Open Interest	Open price	Price max	Price min	Last price	Closing price	Volume	Open Interest	Volume	Open Interest		
0.850					-	-	0.000	0.000	0.000		0.742	-	-			-	-	0.000	0.000	0.000		0.001	-	-								0.009	
0.900					-	-	0.000	0.000	0.000		0.693	-	-			-	-	0.000	0.000	0.000		0.002	-	-								0.009	
0.950					-	-	0.000	0.000	0.000		0.643	-	-			-	-	0.000	0.000	0.000		0.004	-	-								0.010	
1.000	0.000	0.000	0.000		0.591	-	-	0.000	0.000	0.000		0.593	-	-		0.000	0.000	0.000		0.001	-	-		0.000	0.000	0.000		0.001	-	-		0.010	
1.100	0.000	0.000	0.000		0.491	-	-	0.000	0.000	0.000		0.493	-	-		0.000	0.000	0.000		0.001	-	-		0.000	0.000	0.000		0.001	-	-		0.011	
1.200	0.000	0.000	0.000		0.391	-	-	0.000	0.000	0.000		0.394	-	-		0.000	0.000	0.000		0.001	-	-		0.000	0.000	0.000		0.001	-	-		0.012	
1.300	0.000	0.000	0.000		0.292	-	-	0.000	0.000	0.000		0.297	-	-		0.000	0.000	0.000		0.001	-	-		0.000	0.000	0.000		0.003	-	-		0.013	
1.400	0.000	0.000	0.000		0.196	-	-	0.000	0.000	0.000		0.207	-	-		0.000	0.000	0.000		0.004	-	-		0.000	0.000	0.000		0.013	-	-		0.014	
1.500	0.000	0.000	0.000		0.112	-	-	0.000	0.000	0.000		0.130	-	-		0.000	0.000	0.000		0.021	-	-		0.000	0.000	0.000		0.036	-	-		0.015	
1.600	0.000	0.000	0.000		0.053	-	-	0.000	0.000	0.000		0.073	-	-		0.000	0.000	0.000		0.061	-	-		0.000	0.000	0.000		0.079	-	-		0.016	
1.700	0.000	0.000	0.000		0.020	-	-	0.000	0.000	0.000		0.036	-	-		0.000	0.000	0.000		0.128	-	-		0.000	0.000	0.000		0.142	-	-		0.017	
1.800	0.000	0.000	0.000		0.006	-	-	0.000	0.000	0.000		0.017	-	-		0.000	0.000	0.000		0.214	-	-		0.000	0.000	0.000		0.223	-	-		0.018	
1.900	0.000	0.000	0.000		0.001	-	-	0.000	0.000	0.000		0.007	-	-		0.000	0.000	0.000		0.311	-	-		0.000	0.000	0.000		0.313	-	-		0.019	
2.000	0.000	0.000	0.000		0.001	-	-	0.000	0.000	0.000		0.002	-	-		0.000	0.000	0.000		0.410	-	-		0.000	0.000	0.000		0.410	-	-		0.020	
2.200	0.000	0.000	0.000		0.001	-	-	0.000	0.000	0.000		0.001	-	-		0.000	0.000	0.000		0.610	-	-		0.000	0.000	0.000		0.610	-	-		0.022	
2.400	0.000	0.000	0.000		0.001	-	-	0.000	0.000	0.000		0.001	-	-		0.000	0.000	0.000		0.810	-	-		0.000	0.000	0.000		0.810	-	-		0.024	
2.600	0.000	0.000	0.000		0.001	-	-	0.000	0.000	0.000		0.001	-	-		0.000	0.000	0.000		1.01	-	-		0.000	0.000	0.000		1.01	-	-		0.026	
Totals:					0	0						0	0	0								0	0									0	0
Number of Trades:					0							0	0									0.00									0	0	

NATIONAL BANK (CR)

(Contract Size: 100 Securities, Exercise Style: American, Physical Delivery)

Call Options														Put Options																				
May 2024							June 2024							Other Months		May 2024							June 2024							Other Months		Exercise Price		
Open price	Price max	Price min	Last price	Closing price	Volume	Open Interest	Open price	Price max	Price min	Last price	Closing price	Volume	Open Interest	Volume	Open Interest	Open price	Price max	Price min	Last price	Closing price	Volume	Open Interest	Open price	Price max	Price min	Last price	Closing price	Volume	Open Interest	Volume	Open Interest			
3.400					-	-	0.000	0.000	0.000		4.17	-	-			-	-	0.000	0.000	0.000		0.001	-	-							0.034			
3.600					-	-	0.000	0.000	0.000		3.97	-	-			-	-	0.000	0.000	0.000		0.001	-	-							0.036			
3.800					-	-	0.000	0.000	0.000		3.77	-	-			-	-	0.000	0.000	0.000		0.001	-	-							0.038			
4.000					-	-	0.000	0.000	0.000		3.57	-	-			-	-	0.000	0.000	0.000		0.001	-	-							0.040			
4.400					-	-	0.000	0.000	0.000		3.17	-	-			-	-	0.000	0.000	0.000		0.001	-	-							0.044			
4.800	0.000	0.000	0.000		2.76	-	-	0.000	0.000	0.000		2.77	-	-		0.000	0.000	0.000		0.001	-	-		0.000	0.000	0.000		0.001	-	-		0.048		
5.200	0.000	0.000	0.000		2.36	-	-	0.000	0.000	0.000		2.38	-	-		0.000	0.000	0.000		0.001	-	-		0.000	0.000	0.000		0.001	-	-		0.052		
5.600	0.000	0.000	0.000		1.97	-	-	0.000	0.000	0.000		1.98	-	-		0.000	0.000	0.000		0.001	-	-		0.000	0.000	0.000		0.001	-	-		0.056		
6.000	0.000	0.000	0.000		1.57	-	-	0.000	0.000	0.000		1.58	-	-		0.000	0.000	0.000		0.002	-	-		0.000	0.000	0.000		0.007	-	-		0.060		
6.400	0.000	0.000	0.000		1.17	-	-	0.000	0.000	0.000		1.21	-	-		0.000	0.000	0.000		0.001	-	-		0.000	0.000	0.000		0.027	-	-		0.064		
6.800	0.000	0.000	0.000		0.778	-	-	0.000	0.000	0.000		0.861	-	-		0.000	0.000	0.000		0.012	-	-		0.000	0.000	0.000		0.082	-	-		0.068		
7.200	0.000	0.000	0.000		0.435	-	-	0.000	0.000	0.000		0.572	-	-		0.000	0.000	0.000		0.068	-	-		0.000	0.000	0.000		0.192	-	-		0.072		
7.600	0.000	0.000	0.000		0.189	-	-	0.000	0.000	0.000		0.348	-	30		0.000	0.000	0.000		0.223	-	-		0.000	0.000	0.000		0.368	-	-		0.076		
8.000	0.000	0.000	0.000		0.060	-	-	0.000	0.000	0.000		0.196	-	-		0.000	0.000	0.000		0.494	-	-		0.000	0.000	0.000		0.616	-	-		0.080		
8.400	0.000	0.000	0.000		0.014	-	-	0.000	0.000	0.000		0.100	-	-		0.000	0.000	0.000		0.850	-	-		0.000	0.000	0.000		0.921	-	-		0.084		
8.800	0.000	0.000	0.000		0.002	-	-	0.000	0.000	0.000		0.048	-	-		0.000	0.000	0.000		1.24	-	-		0.000	0.000	0.000		1.27	-	-		0.088		
9.200	0.000	0.000	0.000		0.001	-	-	0.000	0.000	0.000		0.021	-	-		0.000	0.000	0.000		1.64	-	-		0.000	0.000	0.000		1.65	-	-		0.092		
9.600	0.000	0.000	0.000		0.001	-	-	0.000	0.000	0.000		0.008	-	-		0.000	0.000	0.000		2.04	-	-		0.000	0.000	0.000		2.04	-	-		0.096		
Totals:					0	0						0	30		0	0						0	0							0	324		0	0
Number of Trades:					0							0			0							0.00							0			0		

OPAP (CR)

(Contract Size: 100 Securities, Exercise Style: American, Physical Delivery)

Call Options														Put Options																				
Exercise Price	May 2024						June 2024						Other Months		May 2024						June 2024						Other Months		Exercise Price					
	Open price	Price max	Price min	Last price	Closing price	Volume	Open Interest	Open price	Price max	Price min	Last price	Closing price	Volume	Open Interest	Volume	Open Interest	Open price	Price max	Price min	Last price	Closing price	Volume	Open Interest	Open price	Price max	Price min	Last price	Closing price		Volume	Open Interest	Volume	Open Interest	
9.600						-	-	0.000	0.000	0.000		6.04	-	-											0.000	0.000	0.000		0.001	-	-			0.096
10.000						-	-	0.000	0.000	0.000		5.64	-	-											0.000	0.000	0.000		0.001	-	-			0.100
11.000	0.000	0.000	0.000		4.62	-	-	0.000	0.000	0.000		4.64	-	-			0.000	0.000	0.000		0.001	-	-	0.000	0.000	0.000		0.001	-	-			0.110	
12.000	0.000	0.000	0.000		3.62	-	-	0.000	0.000	0.000		3.65	-	-			0.000	0.000	0.000		0.001	-	-	0.000	0.000	0.000		0.001	-	-			0.120	
13.000	0.000	0.000	0.000		2.62	-	-	0.000	0.000	0.000		2.66	-	-			0.000	0.000	0.000		0.001	-	-	0.000	0.000	0.000		0.008	-	-			0.130	
14.000	0.000	0.000	0.000		1.63	-	-	0.000	0.000	0.000		1.72	-	-			0.000	0.000	0.000		0.004	-	-	0.000	0.000	0.000		0.067	-	-			0.140	
15.000	0.000	0.000	0.000		0.716	-	-	0.000	0.000	0.000		0.934	-	-			0.000	0.000	0.000		0.092	-	-	0.000	0.000	0.000		0.282	-	-			0.150	
16.000	0.000	0.000	0.000		0.166	-	-	0.000	0.000	0.000		0.404	-	-			0.000	0.000	0.000		0.543	-	1	0.000	0.000	0.000		0.752	-	-			0.160	
17.000	0.000	0.000	0.000		0.016	-	-	0.000	0.000	0.000		0.140	-	33			0.000	0.000	0.000		1.40	-	-	0.000	0.000	0.000		1.49	-	-			0.170	
18.000	0.000	0.000	0.000		0.001	-	-	0.000	0.000	0.000		0.038	-	-			0.000	0.000	0.000		2.39	-	-	0.000	0.000	0.000		2.40	-	-			0.180	
19.000	0.000	0.000	0.000		0.003	-	-	0.000	0.000	0.000		0.008	-	-			0.000	0.000	0.000		3.39	-	-	0.000	0.000	0.000		3.39	-	-			0.190	
20.000	0.000	0.000	0.000		0.001	-	-	0.000	0.000	0.000		0.001	-	-			0.000	0.000	0.000		4.39	-	-	0.000	0.000	0.000		4.39	-	-			0.200	
22.000	0.000	0.000	0.000		0.001	-	-	0.000	0.000	0.000		0.001	-	-			0.000	0.000	0.000		6.39	-	-	0.000	0.000	0.000		6.39	-	-			0.220	
24.000	0.000	0.000	0.000		0.001	-	-	0.000	0.000	0.000		0.001	-	-			0.000	0.000	0.000		8.39	-	-	0.000	0.000	0.000		8.39	-	-			0.240	
Totals:						0	0						0	33	0	0						0	1					0	0	0	0			
Number of Trades:						0							0		0							0.00						0		0				

OTE (CR)

(Contract Size: 100 Securities, Exercise Style: American, Physical Delivery)

Exercise Price	Call Options													Put Options													Exercise Price							
	May 2024						June 2024						Other Months		May 2024						June 2024							Other Months						
	Open price	Price max	Price min	Last price	Closing price	Volume	Open Interest	Open price	Price max	Price min	Last price	Closing price	Volume	Open Interest	Volume	Open Interest	Open price	Price max	Price min	Last price	Closing price	Volume	Open Interest	Open price	Price max	Price min		Last price	Closing price	Volume	Open Interest	Volume	Open Interest	
9.200	0.000	0.000	0.000	5.09	-	-	0.000	0.000	0.000	5.11	-	-				0.000	0.000	0.000	0.001	-	-				0.000	0.000	0.000	0.001	-	-			0.092	
9.600	0.000	0.000	0.000	4.69	-	-	0.000	0.000	0.000	4.71	-	-				0.000	0.000	0.000	0.001	-	-				0.000	0.000	0.000	0.001	-	-			0.096	
10.000	0.000	0.000	0.000	4.29	-	-	0.000	0.000	0.000	4.31	-	-				0.000	0.000	0.000	0.001	-	-				0.000	0.000	0.000	0.001	-	-			0.100	
11.000	0.000	0.000	0.000	3.29	-	-	0.000	0.000	0.000	3.31	-	-				0.000	0.000	0.000	0.001	-	-				0.000	0.000	0.000	0.001	-	-			0.110	
12.000	0.000	0.000	0.000	2.29	-	-	0.000	0.000	0.000	2.32	-	-				0.000	0.000	0.000	0.001	-	-				0.000	0.000	0.000	0.008	-	-			0.120	
13.000	0.000	0.000	0.000	1.30	-	5	0.000	0.000	0.000	1.40	-	-				0.000	0.000	0.000	0.008	-	-				0.000	0.000	0.000	0.079	-	-			0.130	
14.000	0.000	0.000	0.000	0.457	-	-	0.000	0.000	0.000	0.666	-	-				0.000	0.000	0.000	0.164	-	6				0.000	0.000	0.000	0.348	-	-			0.140	
15.000	0.000	0.000	0.000	0.068	-	5	0.000	0.000	0.000	0.236	-	-				0.000	0.000	0.000	0.777	-	-				0.000	0.000	0.000	0.920	-	-			0.150	
16.000	0.000	0.000	0.000	0.003	-	-	0.000	0.000	0.000	0.063	-	-				0.000	0.000	0.000	1.72	-	-				0.000	0.000	0.000	1.75	-	-			0.160	
17.000	0.000	0.000	0.000	0.001	-	-	0.000	0.000	0.000	0.012	-	-				0.000	0.000	0.000	2.72	-	-				0.000	0.000	0.000	2.72	-	-			0.170	
18.000	0.000	0.000	0.000	0.001	-	-	0.000	0.000	0.000	0.002	-	-				0.000	0.000	0.000	3.72	-	-				0.000	0.000	0.000	3.72	-	-			0.180	
19.000	0.000	0.000	0.000	0.001	-	-	0.000	0.000	0.000	0.001	-	-				0.000	0.000	0.000	4.72	-	-				0.000	0.000	0.000	4.72	-	-			0.190	
20.000					-	-	0.000	0.000	0.000	0.001	-	-									-	-				0.000	0.000	0.000	5.72	-	-			0.200
22.000					-	-	0.000	0.000	0.000	0.001	-	-									-	-				0.000	0.000	0.000	7.72	-	-			0.220
Totals:					0	10					0	0	0	0						0	6							0	0	0	0			
Number of Trades:					0						0		0								0.00							0		0				

PIRAEUS FINANCIAL HOLD (CR)

(Contract Size: 100 Securities, Exercise Style: American, Physical Delivery)

Call Options														Put Options																		
May 2024							June 2024							Other Months		May 2024							June 2024							Other Months		Exercise Price
Open price	Price max	Price min	Last price	Closing price	Volume	Open Interest	Open price	Price max	Price min	Last price	Closing price	Volume	Open Interest	Volume	Open Interest	Open price	Price max	Price min	Last price	Closing price	Volume	Open Interest	Open price	Price max	Price min	Last price	Closing price	Volume	Open Interest	Volume	Open Interest	
1.800					-	-	0.000	0.000	0.000	1.99	-	-				0.000	0.000	0.000	0.001	-	-											0.018
1.900					-	-	0.000	0.000	0.000	1.89	-	-				0.000	0.000	0.000	0.001	-	-											0.019
2.000					-	-	0.000	0.000	0.000	1.79	-	-				0.000	0.000	0.000	0.001	-	-											0.020
2.200					-	-	0.000	0.000	0.000	1.59	-	-				0.000	0.000	0.000	0.001	-	-											0.022
2.400					-	-	0.000	0.000	0.000	1.39	-	-				0.000	0.000	0.000	0.001	-	-											0.024
2.600					-	-	0.000	0.000	0.000	1.19	-	-				0.000	0.000	0.000	0.001	-	-											0.026
2.800	0.000	0.000	0.000	0.983	-	-	0.000	0.000	0.000	0.989	-	-				0.000	0.000	0.000	0.001	-	-											0.028
3.000	0.000	0.000	0.000	0.783	-	-	0.000	0.000	0.000	0.794	-	-				0.000	0.000	0.000	0.001	-	-											0.030
3.200	0.000	0.000	0.000	0.584	-	-	0.000	0.000	0.000	0.608	-	-				0.000	0.000	0.000	0.001	-	-											0.032
3.400	0.000	0.000	0.000	0.391	-	-	0.000	0.000	0.000	0.439	-	-				0.000	0.000	0.000	0.008	-	-											0.034
3.600	0.000	0.000	0.000	0.222	-	-	0.000	0.000	0.000	0.299	-	-				0.000	0.000	0.000	0.039	-	-											0.036
3.800	0.000	0.000	0.000	0.101	-	-	0.000	0.000	0.000	0.188	-	-				0.000	0.000	0.000	0.117	-	-											0.038
4.000	0.000	0.000	0.000	0.035	-	-	0.000	0.000	0.000	0.112	-	-				0.000	0.000	0.000	0.252	-	-											0.040
4.400	0.000	0.000	0.000	0.002	-	-	0.000	0.000	0.000	0.031	-	-				0.000	0.000	0.000	0.620	-	-											0.044
4.800	0.000	0.000	0.000	0.001	-	-	0.000	0.000	0.000	0.007	-	-				0.000	0.000	0.000	1.02	-	-											0.048
5.200	0.000	0.000	0.000	0.001	-	-	0.000	0.000	0.000	0.001	-	-				0.000	0.000	0.000	1.42	-	-											0.052
5.600	0.000	0.000	0.000	0.001	-	-	0.000	0.000	0.000	0.001	-	-				0.000	0.000	0.000	1.82	-	-											0.056
6.000	0.000	0.000	0.000	0.001	-	-	0.000	0.000	0.000	0.001	-	-				0.000	0.000	0.000	2.22	-	-											0.060
6.400	0.000	0.000	0.000	0.001	-	-	0.000	0.000	0.000	0.001	-	-				0.000	0.000	0.000	2.62	-	-											0.064
Totals:					0	0							0	0	0							0	0							0	0	
Number of Trades:					0								0									0.00								0		0

PPC (CR)

(Contract Size: 100 Securities, Exercise Style: American, Physical Delivery)

Exercise Price	Call Options														Put Options																				
	May 2024							June 2024							Other Months		May 2024							June 2024							Other Months		Exercise Price		
	Open price	Price max	Price min	Last price	Closing price	Volume	Open Interest	Open price	Price max	Price min	Last price	Closing price	Volume	Open Interest	Volume	Open Interest	Open price	Price max	Price min	Last price	Closing price	Volume	Open Interest	Open price	Price max	Price min	Last price	Closing price	Volume	Open Interest	Volume	Open Interest			
6.800						-	-	0.000	0.000	0.000		4.46	-	-																					
7.200						-	-	0.000	0.000	0.000		4.06	-	-																					0.072
7.600						-	-	0.000	0.000	0.000		3.66	-	-																					0.076
8.000						-	-	0.000	0.000	0.000		3.26	-	-																					0.080
8.400	0.000	0.000	0.000		2.85	-	-	0.000	0.000	0.000		2.87	-	-			0.000	0.000	0.000		0.001	-	-		0.000	0.000	0.000		0.003	-	-			0.084	
8.800	0.000	0.000	0.000		2.45	-	-	0.000	0.000	0.000		2.47	-	-			0.000	0.000	0.000		0.001	-	-		0.000	0.000	0.000		0.009	-	-			0.088	
9.200	0.000	0.000	0.000		2.05	-	-	0.000	0.000	0.000		2.09	-	-			0.000	0.000	0.000		0.001	-	-		0.000	0.000	0.000		0.023	-	-			0.092	
9.600	0.000	0.000	0.000		1.65	-	-	0.000	0.000	0.000		1.72	-	-			0.000	0.000	0.000		0.002	-	-		0.000	0.000	0.000		0.054	-	-			0.096	
10.000	0.000	0.000	0.000		1.26	-	-	0.000	0.000	0.000		1.38	-	-			0.000	0.000	0.000		0.010	-	-		0.000	0.000	0.000		0.110	-	-			0.100	
11.000	0.000	0.000	0.000		0.436	-	50	0.790	0.790	0.790	0.790	0.790	5	-			0.000	0.000	0.000		0.186	-	10		0.000	0.000	0.000		0.415	-	-			0.110	
12.000	0.000	0.000	0.000		0.068	-	-	0.269	0.269	0.269	0.269	0.269	11	-			0.000	0.000	0.000		0.819	-	-		0.000	0.000	0.000		0.999	-	-			0.120	
13.000	0.000	0.000	0.000		0.004	-	5	0.000	0.000	0.000		0.085	-	-			0.000	0.000	0.000		1.76	-	-		0.000	0.000	0.000		1.82	-	-			0.130	
14.000	0.000	0.000	0.000		0.001	-	-	0.000	0.000	0.000		0.022	-	-			0.000	0.000	0.000		2.76	-	-		0.000	0.000	0.000		2.77	-	-			0.140	
15.000	0.000	0.000	0.000		0.001	-	-	0.000	0.000	0.000		0.005	-	-			0.000	0.000	0.000		3.76	-	-		0.000	0.000	0.000		3.76	-	-			0.150	
16.000	0.000	0.000	0.000		0.001	-	-	0.000	0.000	0.000		0.001	-	-			0.000	0.000	0.000		4.76	-	-		0.000	0.000	0.000		4.76	-	-			0.160	
17.000	0.000	0.000	0.000		0.001	-	-	0.000	0.000	0.000		0.001	-	-			0.000	0.000	0.000		5.76	-	-		0.000	0.000	0.000		5.76	-	-			0.170	
18.000						-	-	0.000	0.000	0.000		0.001	-	-																					0.180
Totals:						0	55						16	0	0	0					0	10						0	0	0	0				
Number of Trades:						0							2		0						0.00							0		0					

Lending Products	Underlying Title	Multilateral Transactions[1]					Bilateral Transactions[2]		Stock Borrowing through OTC (volume)[3]
		Open Interest[5]	Volume(Offered)	Average Weighted	Transactions volume	Average Weighted	Transactions Volume	Average Weighted	Transactions Volume
ADMIEBOR	ADMIE (IPTO) HOLDING S.A. (CR)	---	---	---	---	---	12,000	0.01%	207,580
AEGNBOR	AEGEAN AIRLINES (CR)	---	---	---	---	---	---	---	258,392
AETFBOR	ALPHA ETF FTSE Athex Large Cap	---	---	---	---	---	---	---	---
ALPHABOR	ALPHA SERVICES HOLD (CR)	---	---	---	---	---	---	---	63,877,996
ALMYBOR	ALUMIL (CR)	---	---	---	---	---	---	---	---
AIABOR	ATHENS INTL AIRPORT (CR)	---	---	---	---	---	---	---	79,078
ACAGBOR	AUSTRIACARD (CB)	---	---	---	---	---	---	---	---
OTOELBOR	AUTOHELLAS SA (CR)	2,589	---	---	---	---	---	---	97,339
AVAXBOR	AVAX S.A. (CR)	---	---	---	---	---	---	---	---
EEEBOR	CC HBC AG (CR)	2,154	---	---	---	---	---	---	77,221
CENERBOR	CENERGY HOLDINGS (CB)	---	---	---	---	---	---	---	25,093
DIMANDBOR	DIMAND (CR)	---	---	---	---	---	---	---	89,484
ELLAKTORBOR	ELLAKTOR (CR)	2,681	---	---	---	---	---	---	115,865
ELHABOR	ELVALHALCOR (CR)	3,134	---	---	---	---	---	---	65,887
EPSILBOR	EPSILON NET (CR)	---	---	---	---	---	---	---	8,757
EUROBBOR	EUROBANK HOLDINGS (CR)	120,901	---	---	---	---	---	---	34,119,186
EYDAPBOR	EYDAP S.A. (CR)	845	---	---	---	---	---	---	265,902
FOYRKBOR	FOURLIS (CR)	230	---	---	---	---	---	---	23,297
GEKTERNABOR	GEK TERNA (CR)	---	---	---	---	---	---	---	3,698
SARBOR	GR. SARANTIS S.A. (CR)	1,042	---	---	---	---	---	---	64,054
EXAEBOR	HELLENIC EXCHANGES-A.S.E. (CR)	---	---	---	---	---	---	---	152,047
ELPEBOR	HELLENIQ ENERGY (CR)	---	---	---	---	---	---	---	447,011
INTEKBOR	IDEAL HOLDINGS (CR)	---	---	---	---	---	---	---	18,150
INTRKBOR	INTRACOM HOLDINGS (CR)	---	---	---	---	---	---	---	40,375
INKATBOR	INTRAKAT (CR)	---	---	---	---	---	---	---	59,385
INLOTBOR	INTRALOT (CR)	---	---	---	---	---	---	---	984,910
BELABOR	JUMBO SA (CR)	2,648	---	---	---	---	---	---	195,735
KRIBOR	KRI-KRI S.A. (CR)	---	---	---	---	---	---	---	140
LAMDABOR	LAMDA DEVELOPMENT SA (CR)	---	---	---	---	---	---	---	223,277
LAVIBOR	LAVIPHARM SA (CR)	---	---	---	---	---	---	---	---
MIGBOR	MIG (CR)	1,992	---	---	---	---	---	---	40,179

Stock Lending Notes

[1] - Multilateral contracts Lending or Borrowing as per Methods 8-1, 8-2 and 8-3-3 (According to ATHEX BoD Resolution No.17)

[2] - Bilateral Contracts Lending or Borrowing as per Methods 8-3-1 and 8-3-2 (According to ATHEX BoD Resolution No.20)

[3] - The information concerning OTC Stock Borrowing Transactions is based on the statements of the Dematerialised Securities System (DSS) operators involved and refers to volumes that have been registered up until the previous working day.

[4] - Average Price (Volume weighted)

[5] - The Data concerning Open Interest before the start of trading session

Lending Products	Underlying Title	Open Interest[5]	Multilateral Transactions[1]				Bilateral Transactions[2]		Stock Borrowing through OTC (volume)[3]	
			Volume(Offered)	Average Weighted	Transactions volume	Average Weighted	Transactions Volume	Average Weighted	Transactions Volume	
MOHBOR	MOTOR OIL (CR)	18,705	---	---	---	---	---	---	405,480	
MYTILBOR	MYTILINEOS (CR)	4,513	---	---	800	4.88%	---	---	169,259	
ETEBOR	NATIONAL BANK (CR)	50,000	---	---	---	---	---	---	13,452,051	
OPAPBOR	OPAP (CR)	13,216	---	---	---	---	---	---	1,742,211	
OPTIMABOR	OPTIMA BANK (CR)	17,904	---	---	1,400	5.09%	---	---	10,446	
HTOBOR	OTE (CR)	---	---	---	---	---	---	---	1,623,268	
PPABOR	P.P.A. S.A. (CR)	4,500	---	---	---	---	---	---	65,287	
TPEIRBOR	PIRAEUS FINANCIAL HOLD (CR)	83,000	---	---	---	---	---	---	10,106,536	
PPCBOR	PPC (CR)	2,000	---	---	---	---	---	---	1,278,881	
PREMIABOR	PREMIA (CR)	---	---	---	---	---	---	---	---	
PROFBOR	PROFILE SA (CR)	---	---	---	---	---	---	---	10,000	
QUESTBOR	QUEST HOLDINGS (CR)	391	---	---	---	---	---	---	11,331	
OLYMPBOR	TECHNICAL OLYMPIC SA (CR)	---	---	---	---	---	---	---	---	
TENERGYBOR	TERNA ENERGY (CR)	---	---	---	---	---	---	---	448,454	
EYAPSBOR	THESSALONIKA WATER & SEWERAGE	---	---	---	---	---	---	---	---	
PLATBOR	THRACE PLASTICS SA (CR)	---	---	---	---	---	---	---	1,596	
TITCBOR	TITAN CEMENT (CB)	9,594	---	---	---	---	---	---	209,435	
VIOBOR	VIOHALCO S.A/NV (CB)	744	---	---	---	---	---	---	---	

Stock Lending Notes

[1] - Multilateral contracts Lending or Borrowing as per Methods 8-1, 8-2 and 8-3-3 (According to ATHEX BoD Resolution No.17)

[2] - Bilateral Contracts Lending or Borrowing as per Methods 8-3-1 and 8-3-2 (According to ATHEX BoD Resolution No.20)

[3] - The information concerning OTC Stock Borrowing Transactions is based on the statements of the Dematerialised Securities System (DSS) operators involved and refers to volumes that have been registered up until the previous working day.

[4] - Average Price (Volume weighted)

[5] - The Data concerning Open Interest before the start of trading session

Sectors codification for listed companies

12003-	ETF	10101010	Computer Services
10101015	Software	10102030	Computer Hardware
15101010	Telecommunications Equipment	15102015	Telecommunications Services
20101010	Health Care Facilities	20101025	Health Care Services
20102010	Medical Equipment	20103015	Pharmaceuticals
30101010	Banks	30202000	Diversified Financial Services
30202010	Asset Managers & Custodians	30202015	Investment Services
30204000	Closed End Investments	30302010	Full Line Insurance
30302015	Insurance Brokers	30302025	Property and Casualty Insurance
35101010	Real Estate Holding and Development	35101015	Real Estate Services
35102000	Diversified REITs	35102030	Office REITs
35102045	Retail REITs.	40201040	Rental & Leasing Services: Consumer
40202010	Home Construction	40202015	Household Furnishings
40202020	Household Appliance	40203040	Electronic Entertainment
40204020	Clothing & Accessories	40301010	Entertainment
40301030	Publishing	40301035	Radio & TV Broadcasters
40401010	Diversified Retailers	40401020	Apparel Retailers
40401025	Home Improvement Retailers	40401030	Specialty Retailers
40501010	Airlines	40501015	Travel & Tourism
40501020	Casinos & Gambling	40501025	Hotels & Motels
45101015	Distillers & Vintners	45101020	Soft Drinks
45102010	Farming Fishing Ranching & Plantations	45102020	Food Products
45103010	Tobacco	45201010	Food Retailers & Wholesalers
45201020	Personal Products	50101010	Construction
50101020	Building Roof/Wallboard and Plumbing	50101030	Cement
50101035	Building Materials: Other	50202010	Electrical Components
50203015	Plastics	50203030	Containers & Packaging
50204000	Machinery: Industrial	50204020	Machinery: Construction & Handling
50205010	Industrial Suppliers	50205020	Back Office Support HR & Consulting
50205030	Forms & Bulk Printing Services	50206015	Commercial Vehicles & Parts
50206030	Marine Transportation	50206060	Transportation Services
55101000	Diversified Materials	55101020	Textile Products
55102000	General Mining	55102010	Iron & Steel
55102015	Metal Fabricating	55102035	Aluminum
60101020	Oil Refining and Marketing	65101010	Alternative Electricity
65101015	Conventional Electricity	65102000	Multi-Utilities
65102030	Water		



ATHEX
Athens Stock Exchange

Λεωφ. Αθηνών 110 104 42 Αθήνα
110, Athinon Ave. GR 104 42 Athens
tel. (+30)210-33.66.800, fax (+30)210-33.66.101
www.athexgroup.gr