

# Market Profile

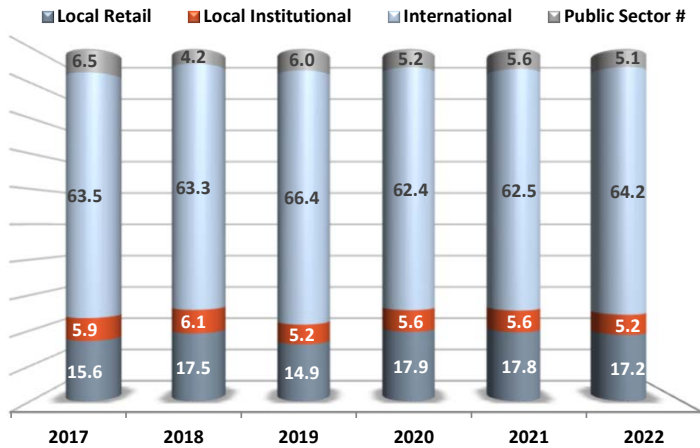
June 2022



<b>-9.3%</b> ATHEX Composite Index Performance YTD	<b>€58.8</b> Total Market Capitalization (bil.)	<b>€91.0</b> Daily Turnover in Equity Market (mil.)
--	---	---

## Investor Participation in the Cash Market

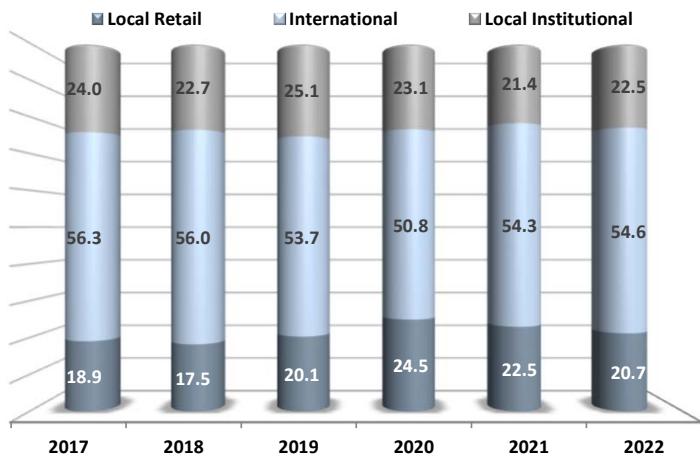
(as % of total market capitalization)



# Public Sector includes HFSF stakes

## Investor Participation in the Cash Market

(as % of total trading activity)

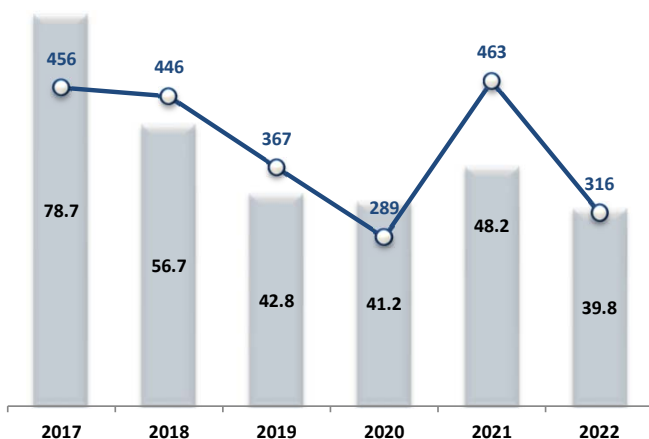


Data as of 30/06/22

## Trading Activity in Derivatives Market

(thous. contracts)

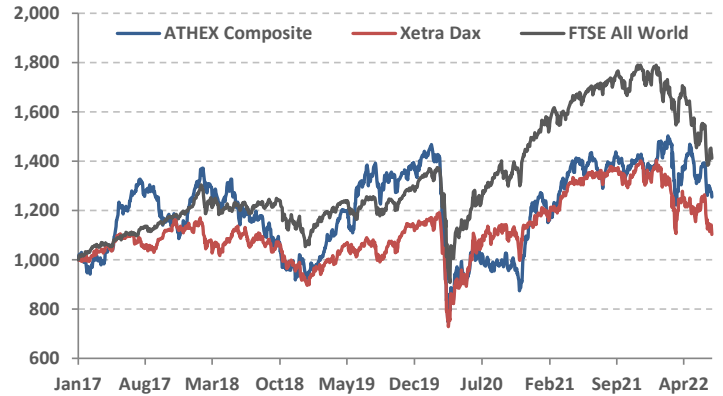
Average Daily Number of Contracts (Bar) Average Open Interest (Line)



Data as of 30/06/22

## Index Performance

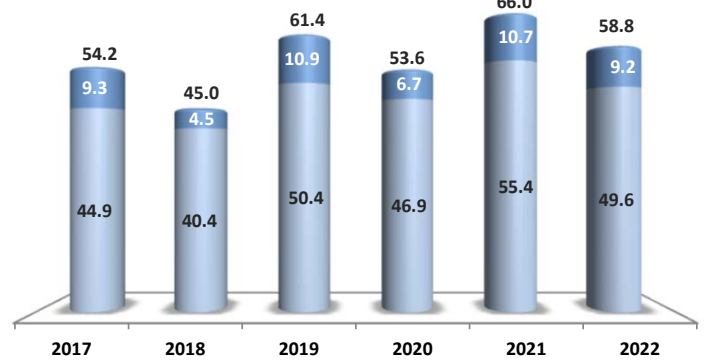
(in common scale of 1,000 points at 02/01/17)



## Market Capitalization

(€ bil.)

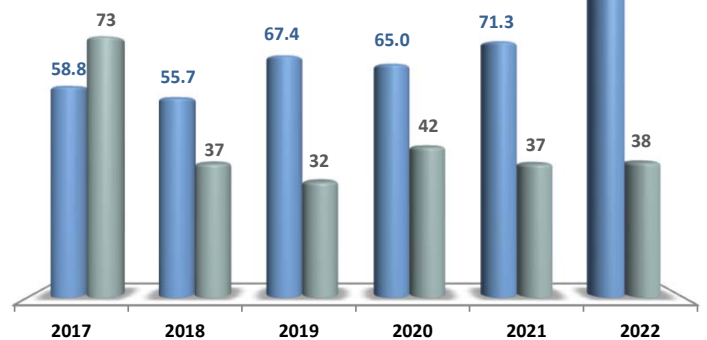
Ex - Banks Banks Total Cap



## Market Liquidity

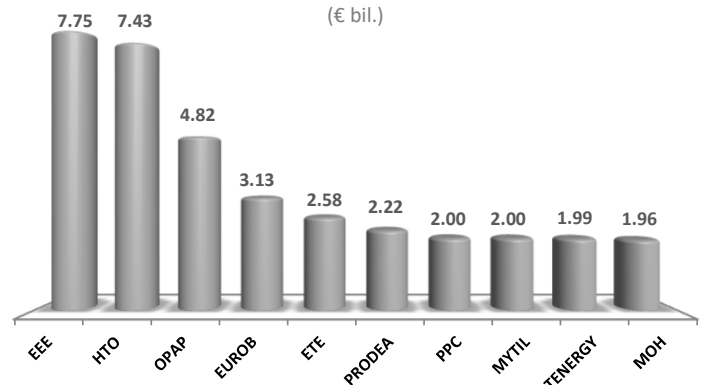
(€ mil., mil. shares)

Average Daily Trade Value (Bar) Average Daily Trade Volume (Bar)



## Top 10 by Market Capitalization

(€ bil.)



Data as of 30/06/22

# Market Profile

June 2022

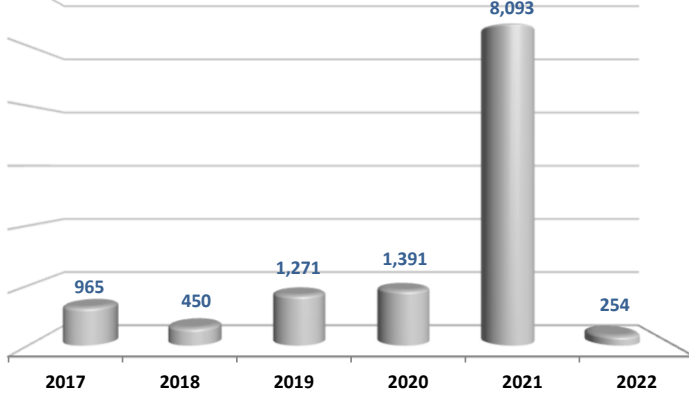


## Main Indicators

	2018	2019	2020	2021	2022
Market Capitalization (€ bil.)	45.0	61.4	53.6	66.0	58.8
Average Trade Value (€ mil.)	55.7	67.4	65.0	71.3	91.0
Average Trade Volume (mil. shares)	37.3	32.2	42.0	37.2	37.7
Avg Num of Contracts (ths cont.)	56.7	42.8	41.2	48.2	39.8
Composite Index Yield (%)	-23.6	+49.5	-11.7	+10.4	-9.3
Number of Listed Companies	190	180	170	159	160

## Capital Raised

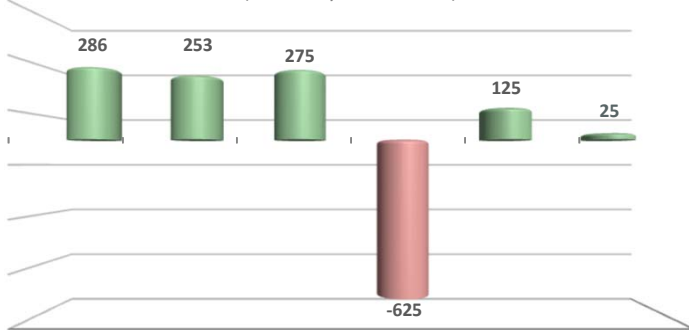
(€ mil.)



Data as of 30/06/22

## Capital Flows from International Investors

(€ mil. Buys minus Sells)



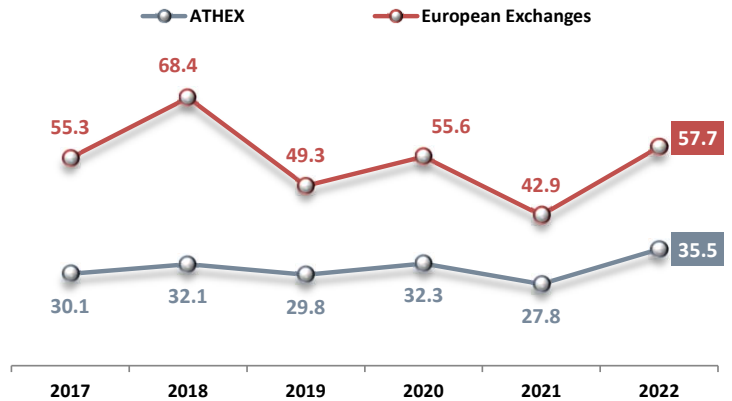
Data as of 30/06/22

## Market Holidays

	2022	2023
New Year	---	---
Epiphany	Th 6 January	Th 6 January
Ash Monday	Mo 7 March	Mo 27 February
National Holiday	Fr 25 March	---
Good Friday (Catholic)	Fr 15 April	Fr 7 April
Easter Monday (Catholic)	Mo 18 April	Mo 10 April
Good Friday (Orthodox)	Fr 22 April	Fr 14 April
Easter Monday (Orthodox)	Mo 25 May	Mo 17 April
Labor Day	---	Mo 1 May
Whit Monday	Mo 13 June	Mo 5 June
Assumption Day	Mo 15 August	Tu 15 August
National Holiday	Fr 28 October	---
Christmas Eve	---	---
Christmas Day	---	Mo 25 December
Second Day of Christmas	Mo 26 December	Tu 26 December

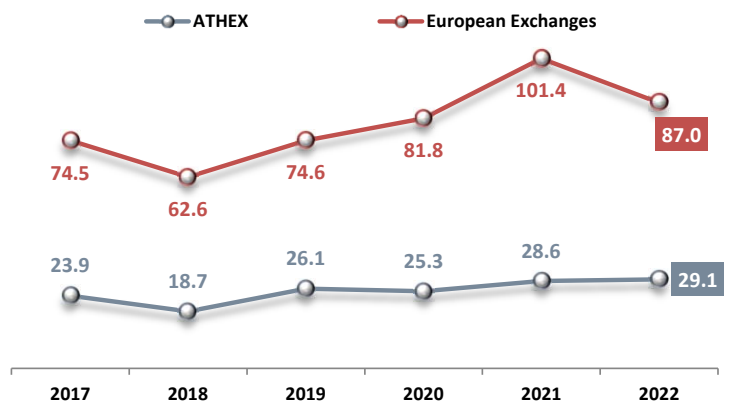
## Turnover Velocity

(value traded vs market capitalization, %)



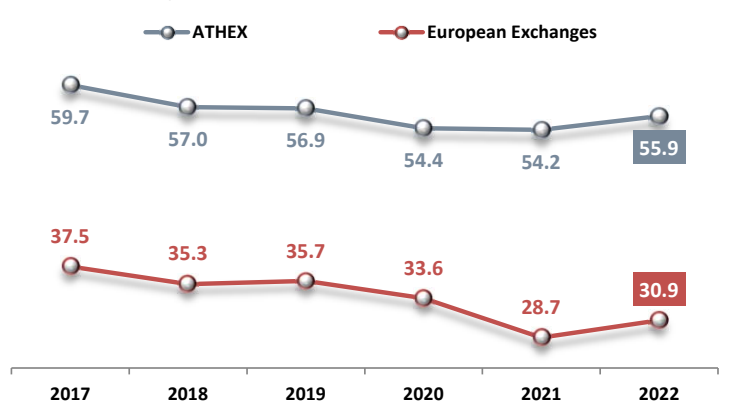
## Market Capitalization vs GDP

(data in %)



## Market Concentration

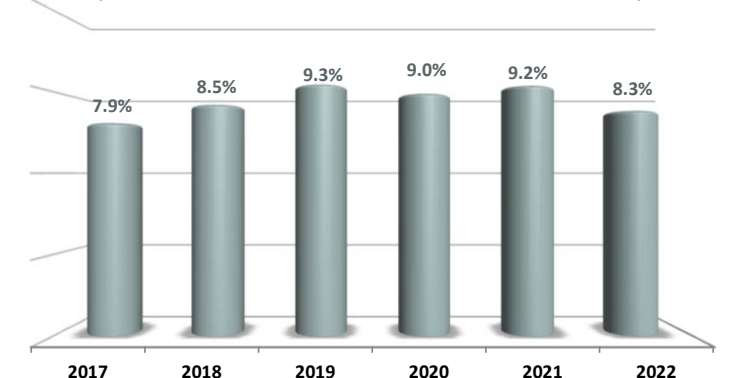
(top 5 most traded shares, % of total trade value)



Data as of 31/05/22, European Exchanges = FESE Members

## Off Exchange Transactions (OTC)

(value of OTC classic transactions vs ATHEX total trade value)



Data as of 30/06/22