

Company Factsheet

March-2021

PUBLIC POWER CORPORATION S.A.



Company Profile

PPC is the leading Greek electric utility, with activities in electricity generation, distribution network operation and supply of electricity to end consumers. It is the largest power generation company in Greece with a total installed capacity of 11GW including thermal, hydro and RES power plants in the mainland and in the islands. It is the owner of the single electricity distribution network in Greece with a Regulated Asset Base of c. € 3 bln, which is being operated by its subsidiary HEDNO S.A., and the leading electricity supply provider in the country, servicing c. 6 million customers.

Contact Details

Investor Relations: Tsiaka Chrysoula

Email: ir@dei.com.gr

Website: <http://www.dei.gr>

Tel: +30 210 5292153, Fax: +30 210 5230394

Identification

Bloomberg	
Reuters	DEHr.AT
ATHEX Symbol	PPC
ISIN Code	GRS434003000
FISIN	PPC/REG SHS
LEI	213800T9Y5XCOVRZ4Y57

Key Information

Mkt Capitalization (€)	2,111,200,000
# of Shares Outstanding	232,000,000
ICB Sector Classification	Utilities
Listing Market	Main Market
Closing Price (€)	9.10
Fiscal Year End	December

Normalized Share Performance % VS Composite Index



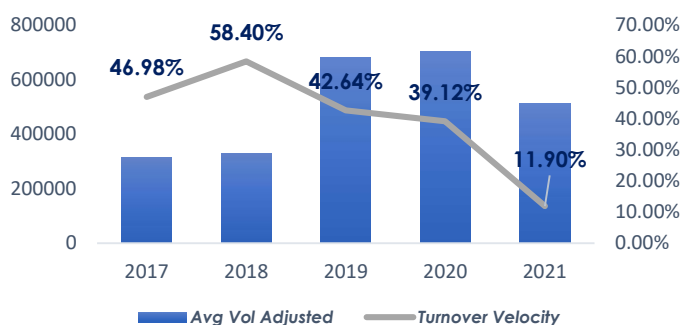
Yearly Performance

2016	2017	2018	2019	2020	2021	CAGR
-25.52%	-32.53%	-33.64%	219.17%	79.90%	22.48%	25.78%

Trailing Performance

5 Year	3 Year	1 Year	9 Month	6 Month	3 Month	1 Month
189.81%	251.89%	300.88%	163.77%	79.13%	22.48%	2.25%

Share Liquidity



Total Yield %

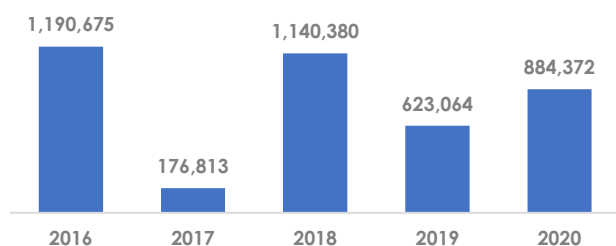
No Cash Distributions

Financials (€ thous, consolidated)

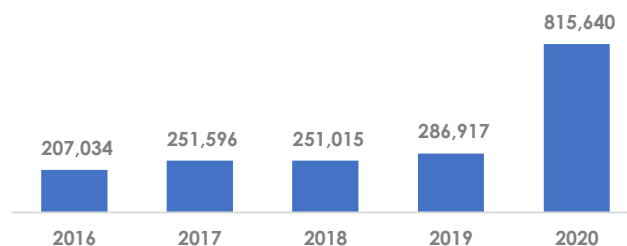
(€ thous, consolidated)

Fiscal Year	2016	2017	2018	2019	2020
Revenues	5,165,889	4,967,456	4,741,878	4,931,609	4,649,444
Gross Profit	775,948	562,194	156,270	150,080	513,244
EBITDA	962,601	887,362	148,488	798,850	820,532
Long-term Liabilities	3,950,902	3,738,854	3,190,506	3,510,961	3,480,453
Short-term Liabilities to Banks	631,102	500,378	761,240	435,981	588,954
Debt	4,582,004	4,239,232	3,951,746	3,946,942	4,069,407
EBT	68,076	270,558	-	848,830	-
Net Earnings	56,086	237,717	-	903,835	-
Assets	16,832,371	15,358,241	14,088,980	13,572,506	13,685,554
Equity	5,859,675	5,610,539	3,943,080	3,040,592	3,085,166
CAPEX	-	727,465	-	427,470	-
Operating Cash Flow	1,190,675	176,813	1,140,380	623,064	884,372
Cash	207,034	251,596	251,015	286,917	815,640
EBITDA Margin	19%	18%	3%	16%	18%
Debt to Equity Ratio	78%	76%	100%	130%	132%
Net Debt to Equity Ratio	75%	71%	94%	120%	105%
Number of Employees	18,902	17,519	16,747	15,109	13,832

Operating Cash Flow (€ thous.)



Total Cash (€ thous.)



Cash Distributions (€ per share)

Year Paid	2016	2017	2018	2019	2020
Ordinary Dividend	0.00	0.00	0.00	0.00	0.00
Special Dividend	0.00	0.00	0.00	0.00	0.00
Total Distributions	0.00	0.00	0.00	0.00	0.00

Financial Calendar

Board of Directors

Stassis Georgios	President/CEO/Executive Member
Papadimitriou Pyrros	Vice Chairman/Non Executive Member
Venieris Georgios	Independent Non Executive Member
Doxaki Despoina	Independent Non Executive Member
Theodoridis Stefanos	Independent Non Executive Member
Panagiotakis Michail	Independent Non Executive Member
Karaleftheris Pantelis	Non Executive Member
Kardamakīs Stefanos	Independent Non Executive Member
Paterakis Alexandros	Deputy CEO/Executive Member
Fotopoulos Nikolaos	Non Executive Member

Shareholders

Hellenic Corporation of Assets and Participations S.A. (HCAP):	34.12%
Hellenic Republic Asset Development Fund (HRADF):	17.00%
Electronic National Social Security Fund (e-EFKA) and TAYTEKO/TEAPAP-PPC:	3.93%
Institutional Investors & general public:	44.95%

Source: ATHEXGROUP, Data 31-Mar-2021 , published according to law 3556/2007

Index Participation

Athex All Share Index
Athex Composite Index Total Return Index
Athex Composite Share Price Index
FTSE/Athex Large Cap
FTSE/Athex Market Index
FTSE/Athex Utilities
Hellenic Mid & Small Cap Index

The information contained in this report is supplied by ATHEX and by the listed companies. While all reasonable efforts have been taken to ensure the accuracy of the information contained in the report, it cannot be guaranteed. No liability is accepted by ATHEX and/or any listed company. This report does not constitute financial or investment advice. The present document is property of Hellenic Exchanges- Athens Stock Exchange S.A. (ATHEX) and the rights over it are protected under the stipulations about intellectual property rights. Copyright © 2021 Hellenic Exchanges- Athens Stock Exchange S.A.