

Company Factsheet

March-2021

MYTILINEOS S.A.



Company Profile

MYTILINEOS is one of Greece's leading industrial companies with a strong international presence in four Business Units Metallurgy, Sustainable Engineering Solutions, Electric Power and Gas Trading. MYTILINEOS has been listed on the Athens Exchange since 1995. Today, the Company's stock is a constituent of the FTSE 25 Large Capitalisation index. In the last years, the Company has significantly increased its turnover and profits, and its activities have substantially contributed to infrastructure creation across the country. MYTILINEOS employs more than 2,700 people directly and indirectly in Greece and abroad.

Contact Details

Investor Relations: Nikolaos Lattas

Email: ir@mytilineos.gr

Website: <http://www.mytilineos.gr>

Address: 8 Artemidos 15125, Marousi, Greece

Tel: (210)-6877300, Fax: (210)-6877400

Identification

Bloomberg	MYTIL GA
Reuters	MYTr.AT
ATHEX Symbol	MYTIL
ISIN Code	GRS393503008
FISIN	MYTILIN/REG SHS
LEI	213800KT8MEUJEJ2KW41

Key Information

Mkt Capitalization (€)	2,007,620,812
# of Shares Outstanding	142,891,161
ICB Sector Classification	Industrials
Listing Market	Main Market
Closing Price (€)	14.05
Fiscal Year End	December

Source: ATHEXGROUP, Data 31-Mar-2021

Normalized Share Performance % VS Composite Index



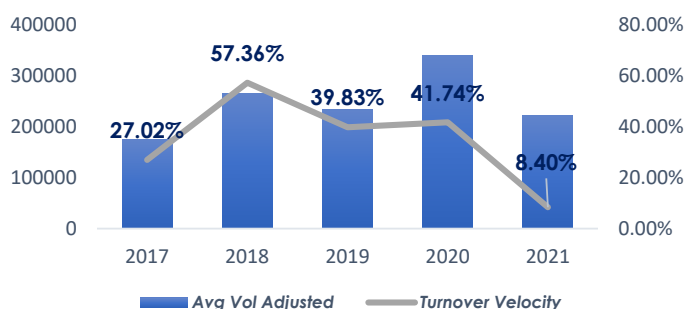
Yearly Performance

2016	2017	2018	2019	2020	2021	CAGR
67.57%	49.01%	-20.24%	34.16%	21.68%	18.07%	18.03%

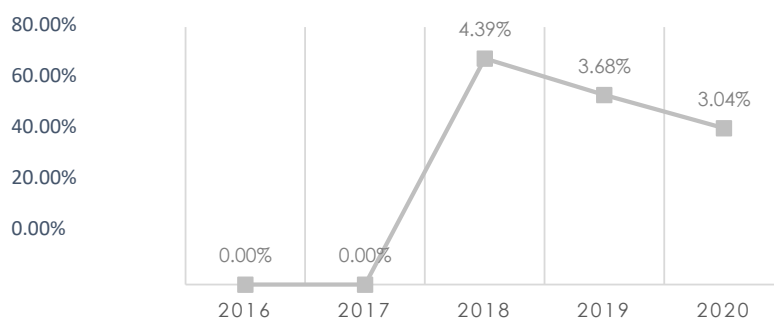
Trailing Performance

5 Year	3 Year	1 Year	9 Month	6 Month	3 Month	1 Month
308.31%	61.49%	130.33%	92.99%	53.30%	18.07%	10.20%

Share Liquidity



Total Yield %

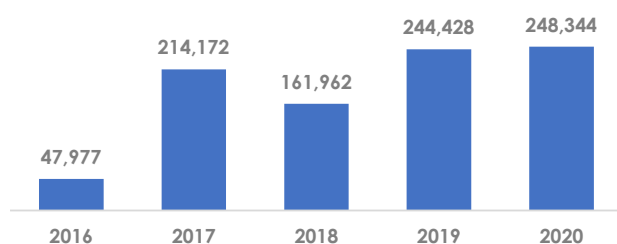


Financials (€ thous, consolidated)

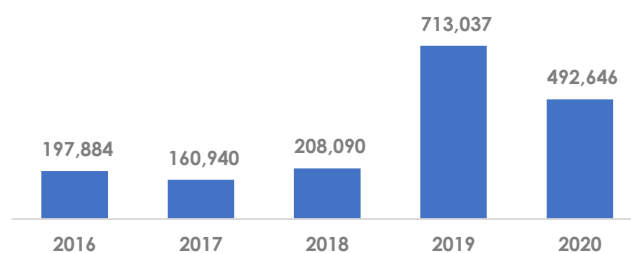
(€ thous, consolidated)

Fiscal Year	2016	2017	2018	2019	2020
Revenues	1,246,086	1,526,721	1,526,514	2,256,091	1,898,623
Gross Profit	200,402	317,608	297,389	334,256	339,180
EBITDA	222,363	305,978	283,559	313,155	315,167
Long-term Liabilities	428,650	598,755	534,028	1,006,450	911,533
Short-term Liabilities to Banks	387,526	95,998	28,912	77,632	68,910
Debt	816,176	694,753	562,940	1,084,082	980,443
EBT	85,276	181,609	166,917	179,766	172,376
Net Earnings	61,240	157,745	140,160	147,627	142,492
Assets	3,108,420	3,218,219	3,340,994	4,157,919	3,991,836
Equity	1,284,251	1,430,992	1,561,048	1,633,870	1,574,044
CAPEX	- 90,755	- 127,496	- 84,179	- 127,053	- 155,131
Operating Cash Flow	47,977	214,172	161,962	244,428	248,344
Cash	197,884	160,940	208,090	713,038	492,646
EBITDA Margin	18%	20%	19%	14%	17%
Debt to Equity Ratio	64%	49%	36%	66%	62%
Net Debt to Equity Ratio	48%	37%	23%	23%	31%
Number of Employees	2,009	2,071	2,109	2,451	2,467

Operating Cash Flow (€ thous.)



Total Cash (€ thous.)



Cash Distributions (€ per share)

Year Paid	2016	2017	2018	2019	2020
Ordinary Dividend	0.00	0.00	0.32	0.36	0.36
Special Dividend	0.00	0.00	0.00	0.00	0.00
Total Distributions	0.00	0.00	0.32	0.36	0.36

Financial Calendar

2/4/2021	Results Announcement
2/4/2021	Annual Analysts' Update
3/4/2021	Results Publication
5/5/2021	Three Months' Results Publication
6/3/2021	Annual Ordinary General Meeting
6/24/2021	Dividend Ex-Date
6/25/2021	Dividend Holders
7/1/2021	Dividend Payment Date
7/27/2021	Six Months' Results Publication
10/26/2021	Nine Months' Results Publication

Board of Directors

Mytilineos G. Evangelos	President/CEO/Executive Member
Kasdas Spiridon	First Vice Chairman/Non Executive Member
Chrisafis Evaggelos	Second Vice Chairman/Executive Member
Papadopoulos Demetrios	Executive Member
Antonakou L. Panagiota	Independent Non Executive Member
Zerefos S. Christos	Independent Non Executive Member
Kakaras Emmanouil	Independent Non Executive Member
Mauraki N. Kon/Na	Independent Non Executive Member
Petridis G. Ioannis	Independent Non Executive Member
Pilavios A. Alexios	Independent Non Executive Member
Nikolaïdi Natalia	Independent Non Executive Member

Shareholders

Mytilinaios Evangelos	26.54%
-----------------------	---------------

Source: ATHEXGROUP, Data 31-Mar-2021 , published according to law 3556/2007

Index Participation

Athex All Share Index
Athex Composite Index Total Return Index
Athex Composite Share Price Index
FTSE/ATHEX Global Traders Index Plus
FTSE/ATHEX High Dividend Yield Index
FTSE/Athex Industrial Goods & Services
FTSE/Athex Large Cap
FTSE/Athex Market Index
Hellenic Mid & Small Cap Index

The information contained in this report is supplied by ATHEX and by the listed companies. While all reasonable efforts have been taken to ensure the accuracy of the information contained in the report, it cannot be guaranteed. No liability is accepted by ATHEX and/or any listed company. This report does not constitute financial or investment advice. The present document is property of Hellenic Exchanges- Athens Stock Exchange S.A. (ATHEX) and the rights over it are protected under the stipulations about intellectual property rights. Copyright © 2021 Hellenic Exchanges- Athens Stock Exchange S.A.