

March-2021

MOTOR OIL (HELLAS) CORINTH REFINERIES SA

Company Profile

Motor Oil was founded in 1970 and the refinery commenced operations in 1972. The company plays a leading role in the sectors of crude oil refining and marketing of petroleum products in Greece, as well as the greater eastern Mediterranean region, supplying its customers with a wide range of high-quality products. Since 2001 the Company shares have been listed on the Athens Exchange. MOTOR OIL is a constituent of the ATHEX Composite Share Price Index, the FTSE/ATHEX LARGE CAP index, the MSCI Greece Small Cap Index and the FTSE4Good Index Series.

Contact Details

Investor Relations: Ioannis Dimakis

Email: info@moh.gr

Website: http://www.moh.gr

Address: 12A Irodou Attikou A Str. 15124, Marousi , Greece

Tel: (210)-8094000, Fax: (210)-8094444

Identification

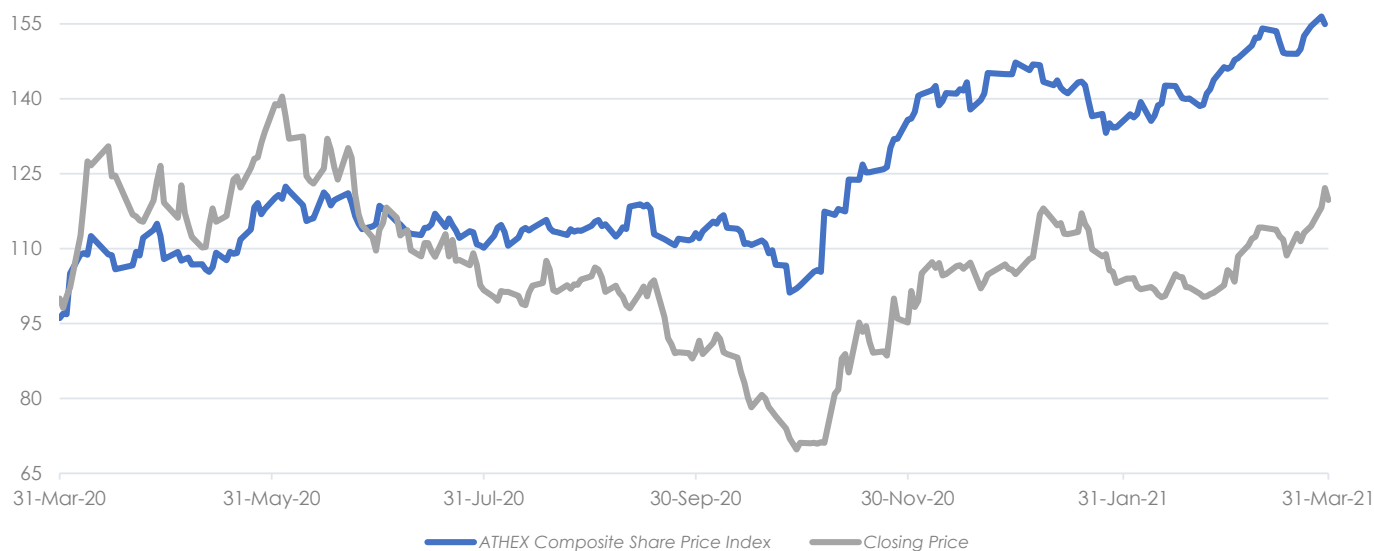
Bloomberg	MOH GA
Reuters	MORr.AT
ATHEX Symbol	MOH
ISIN Code	GRS426003000
FISIN	MOTOR OIL SA/REG SHS
LEI	213800U3Y9UL7Y4QVM11

Key Information

Mkt Capitalization (€)	1,492,246,741
# of Shares Outstanding	110,782,980
ICB Sector Classification	Energy
Listing Market	Main Market
Closing Price (€)	13.47
Fiscal Year End	December

Source: ATHEXGROUP, Data 31-Mar-2021

Normalized Share Performance % VS Composite Index



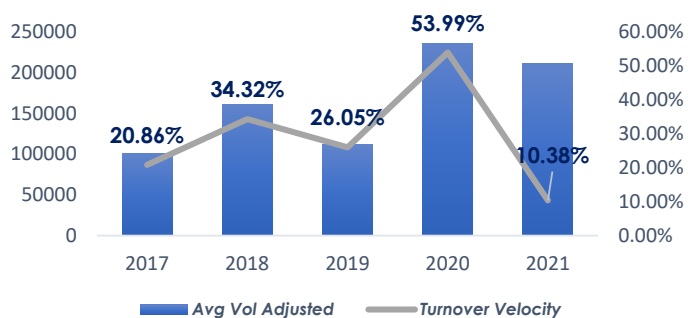
Yearly Performance

2016	2017	2018	2019	2020	2021	CAGR
31.66%	43.36%	11.82%	-1.81%	-42.77%	14.15%	0.56%

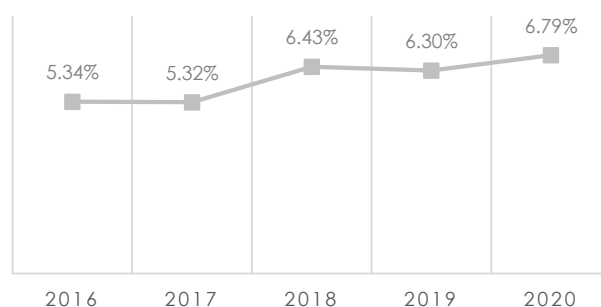
Trailing Performance

5 Year	3 Year	1 Year	9 Month	6 Month	3 Month	1 Month
42.39%	-26.31%	19.73%	9.25%	34.03%	14.15%	18.37%

Share Liquidity



Total Yield %

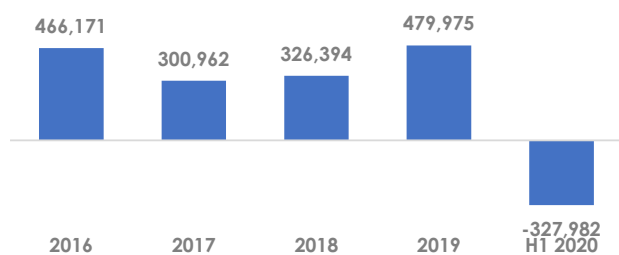


Financials (€ thous, consolidated)

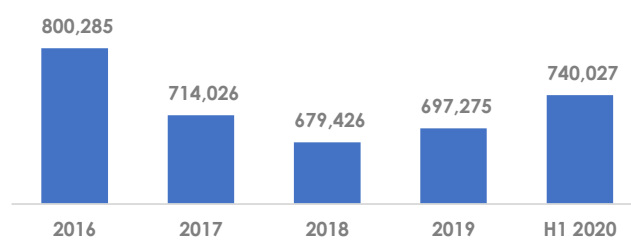
(€ thous, consolidated)

Fiscal Year	2016	2017	2018	2019	H1 2020
Revenues	6,356,855	7,843,482	9,519,561	9,372,543	2,833,425
Gross Profit	726,963	818,974	682,921	654,430	19,952
EBITDA	602,425	619,452	494,173	473,022	63,544
Long-term Liabilities	1,092,655	805,648	751,835	847,453	1,216,187
Short-term Liabilities to Banks	91,183	188,417	178,024	50,422	206,064
Debt	1,183,838	994,065	929,859	897,875	1,422,251
EBT	428,760	450,301	355,395	303,431	190,364
Net Earnings	297,845	313,556	254,713	221,288	151,131
Assets	2,863,102	2,895,148	2,847,481	3,467,932	3,755,975
Equity	824,060	1,018,883	1,112,222	1,188,927	948,968
CAPEX	- 87,892	- 100,463	- 135,479	- 159,155	- 125,982
Operating Cash Flow	466,171	300,962	326,394	479,975	327,982
Cash	800,285	714,026	679,426	697,275	740,027
EBITDA Margin	9%	8%	5%	5%	-2%
Debt to Equity Ratio	144%	98%	84%	76%	150%
Net Debt to Equity Ratio	47%	27%	23%	17%	72%
Number of Employees	2,017	2,189	2,251	2,313	2,319

Operating Cash Flow (€ thous.)



Total Cash (€ thous.)



Cash Distributions (€ per share)

Year Paid	2016	2017	2018	2019	2020
Ordinary Dividend	0.70	1.00	1.35	1.30	0.80
Special Dividend	0.00	0.00	0.00	0.00	0.00
Total Distributions	0.70	1.00	1.35	1.30	0.80

Financial Calendar

Board of Directors

Vardinogiannis I. Vardis	Chairman/Non Executive Member
Vardinogiannis V. John	Vice President/CEO/Executive Member
Kosmadakis N. John	Deputy CEO/Executive Member
Tzannetakis T. Petros	Deputy CEO/Executive Member
Vardinogiannis N. Demosthenes	Non Executive Member
Alexandridis P. George	Non Executive Member
Steiakakis I. Mathaios-Michael	Executive Member
Voutsaras C. Theofanis	Executive Member
Stoufi Niki	Non Executive Member
Theoharis T. Antonios	Independent Non Executive Member
Triantafyllidis Anastasios-Ilias	Independent Non Executive Member
Konstantaras I. Panagiotis	Independent Non Executive Member

Shareholders

Motor Oil Holdings Ltd	41.53%
Doson Investments Company	8.78%

Source: ATHEXGROUP, Data 31-Mar-2021 , published according to law 3556/2007

Index Participation

Athex All Share Index
Athex Composite Index Total Return Index
Athex Composite Share Price Index
FTSE/Athex Energy
FTSE/ATHEX Global Traders Index Plus
FTSE/ATHEX High Dividend Yield Index
FTSE/Athex Large Cap
FTSE/Athex Market Index
Hellenic Mid & Small Cap Index

The information contained in this report is supplied by ATHEX and by the listed companies. While all reasonable efforts have been taken to ensure the accuracy of the information contained in the report, it cannot be guaranteed. No liability is accepted by ATHEX and/or any listed company. This report does not constitute financial or investment advice. The present document is property of Hellenic Exchanges- Athens Stock Exchange S.A. (ATHEX) and the rights over it are protected under the stipulations about intellectual property rights. Copyright © 2021 Hellenic Exchanges- Athens Stock Exchange S.A.