

Company Factsheet

March-2021



HOLDING COMPANY ADMIE (IPTO) S.A.

Company Profile

ADMIE (IPTO) Holding holds a 51% stake in the Independent Power Transmission Operator S.A. (IPTO or ADMIE), which is the sole asset in the portfolio of ADMIE Holding. ADMIE undertakes the role of Transmission System Operator for the Hellenic Electricity Transmission System and as such performs the duties of System operation maintenance and development, so as to ensure the electricity supply of Greek mainland and islands, in a safe, efficient and reliable manner.

Contact Details

Investor Relations: George Eleutheriou

Email: office@admieholding.gr

Website: www.admieholding.gr

Address: Dirrachiou 89 & Kifisou 10443, Athina, Greece

Tel: (210) 3636936

Identification

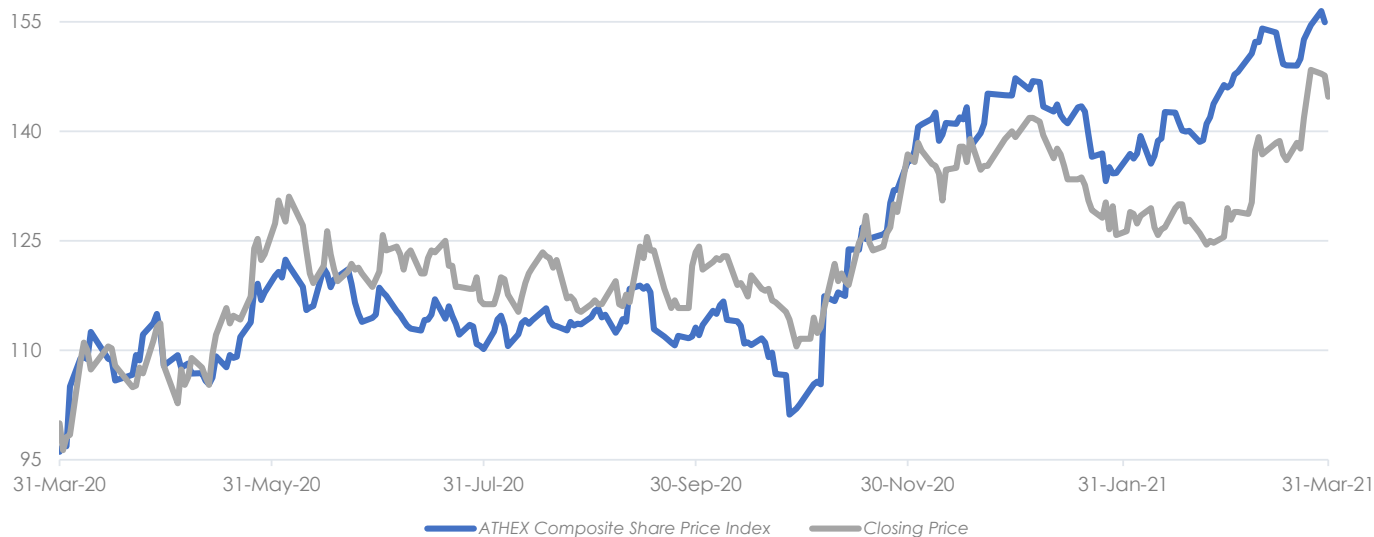
| | |
|--------------|----------------------|
| Bloomberg | ADMIE GA |
| Reuters | ADMr.AT |
| ATHEX Symbol | ADMIE |
| ISIN Code | GRS518003009 |
| FISIN | ADMIE/REG SHS |
| LEI | 213800CO5OAZT7F4F862 |

Key Information

| | |
|---------------------------|-------------|
| Mkt Capitalization (€) | 638,000,000 |
| # of Shares Outstanding | 232,000,000 |
| ICB Sector Classification | Utilities |
| Listing Market | Main Market |
| Closing Price (€) | 2.75 |
| Fiscal Year End | December |

Source: ATHEXGROUP, Data 31-Mar-2021

Normalized Share Performance % VS Composite Index



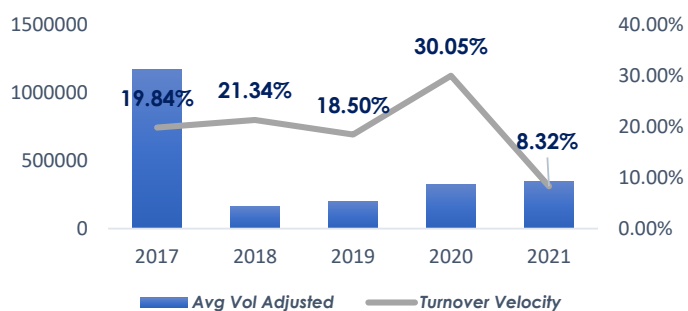
Yearly Performance

| 2017 | 2018 | 2019 | 2020 | 2021 | CAGR |
|------|---------|--------|--------|-------|-------|
| n/a | -20.14% | 50.06% | 14.01% | 3.97% | 9.17% |

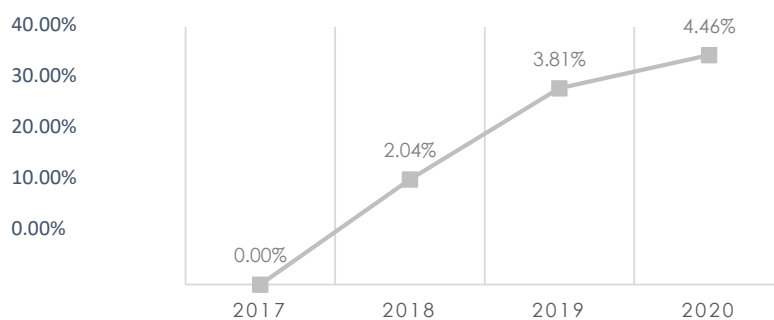
Trailing Performance

| 5 Year | 3 Year | 1 Year | 9 Month | 6 Month | 3 Month | 1 Month |
|--------|--------|--------|---------|---------|---------|---------|
| n/a | 56.25% | 44.74% | 20.88% | 17.27% | 3.97% | 16.03% |

Share Liquidity



Total Yield %

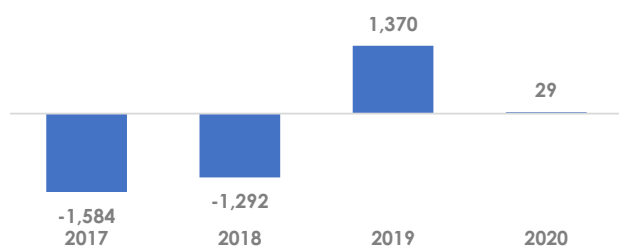


Financials (€ thous, consolidated)

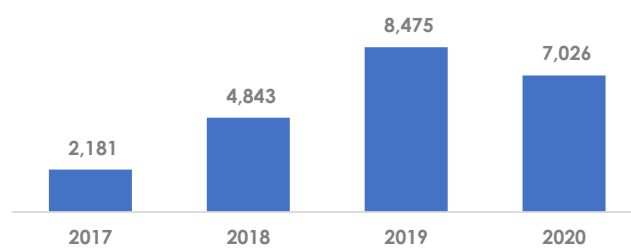
(€ thous, consolidated)

| Fiscal Year | 2017 | 2018 | 2019 | 2020 |
|--|----------------|----------------|----------------|----------------|
| Revenues | 24,024 | 41,940 | 53,853 | 43,321 |
| Gross Profit | 23,041 | 41,853 | 53,427 | 42,902 |
| EBITDA | 23,051 | 41,701 | 53,432 | 42,915 |
| Long-term Liabilities | - | - | - | - |
| Short-term Liabilities to Banks | - | - | - | - |
| Debt | - | - | - | - |
| EBT | 23,041 | 41,853 | 53,740 | 43,164 |
| Net Earnings | 23,041 | 41,853 | 53,740 | 43,164 |
| Assets | 522,408 | 566,709 | 727,168 | 750,412 |
| Equity | 518,659 | 566,689 | 727,070 | 750,308 |
| CAPEX | - 16 | - 2 | - | - |
| Operating Cash Flow | - 1,584 | - 1,292 | 1,370 | 29 |
| Cash | 2,181 | 4,843 | 8,475 | 7,026 |
| EBITDA Margin | 96% | 99% | 99% | 99% |
| Debt to Equity Ratio | 0% | 0% | 0% | 0% |
| Net Debt to Equity Ratio | 0% | -1% | -1% | -1% |

Operating Cash Flow (€ thous.)



Total Cash (€ thous.)



Cash Distributions (€ per share)

| Year Paid | 2017 | 2018 | 2019 | 2020 |
|----------------------------|-------------|-------------|-------------|-------------|
| Ordinary Dividend | 0.00 | 0.03 | 0.09 | 0.12 |
| Special Dividend | 0.00 | 0.00 | 0.00 | 0.00 |
| Total Distributions | 0.00 | 0.03 | 0.09 | 0.12 |

Financial Calendar

3/26/2021

General Meeting

Board of Directors

| | |
|----------------------------------|------------------------------------|
| Vachtsiavanos Diamantis | President/Executive Member |
| Karampelas Ioannis | CEO/Executive Member |
| Panagiotis Iliopoulos | Vice Chairman/Non Executive Member |
| Mikas Vasileios | Independent Non Executive Member |
| Drivas Konstantinos | Independent Non Executive Member |
| Aggelopoulos Konstantinos | Independent Non Executive Member |
| Zenakou Eleni | Independent Non Executive Member |

Shareholders

| | |
|--|---------------|
| Public Holding Company Admie (Ipto) S.A. | 51.12% |
| Silchester International Investors Llp | 9.96% |

Source: ATHEXGROUP, Data 31-Mar-2021 , published according to law 3556/2007

Index Participation

Athex All Share Index
Athex Composite Index Total Return Index
Athex Composite Share Price Index
ATHEX Select Index Plus
FTSE/ATHEX High Dividend Yield Index
FTSE/Athex Large Cap
FTSE/Athex Market Index
FTSE/Athex Utilities
Hellenic Mid & Small Cap Index

The information contained in this report is supplied by ATHEX and by the listed companies. While all reasonable efforts have been taken to ensure the accuracy of the information contained in the report, it cannot be guaranteed. No liability is accepted by ATHEX and/or any listed company. This report does not constitute financial or investment advice. The present document is property of Hellenic Exchanges- Athens Stock Exchange S.A. (ATHEX) and the rights over it are protected under the stipulations about intellectual property rights. Copyright © 2021 Hellenic Exchanges- Athens Stock Exchange S.A.