

Company Factsheet

March-2021

HELLENIC PETROLEUM S.A.



Company Profile

Founded in 1998, HELLENIC PETROLEUM is one of the leading energy groups in Southeast Europe. The Group's activities span across the energy value chain including: Refining, Supply and Trading of oil products, Fuels Marketing, both in Greece and internationally, Petrochemicals Production and Trading, Renewable Energy Sources, Oil & Gas Exploration, Power Generation and Trading, Natural Gas and Engineering services.

Contact Details

Investor Relations: Vasilis Tsaitas

Email: info@helpe.gr , ir@helpe.gr

Website: www.helpe.gr

Address: 8A Chimarras 151 25, Marousi , Greece

Tel: (210)-6302000, Fax: (210)-6302510

Identification

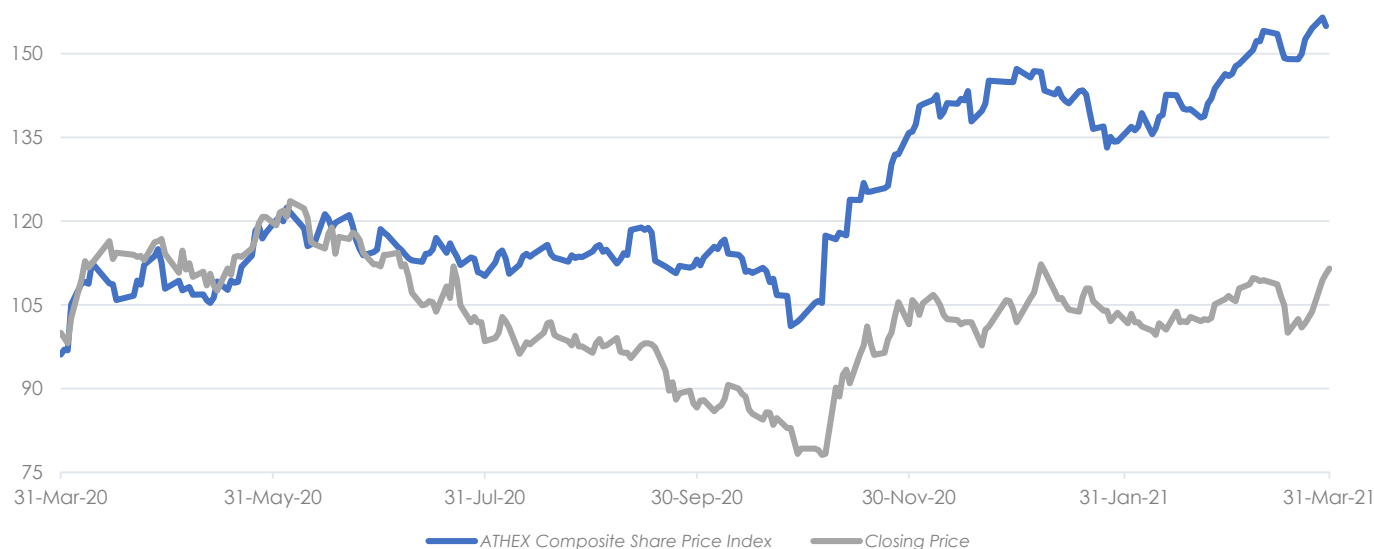
Bloomberg	ELPE GA
Reuters	HEPr.AT
ATHEX Symbol	ELPE
ISIN Code	GRS298343005
FISIN	HELLENIC PETROL/REG SHS
LEI	213800YUBJMYR1SNG35

Key Information

Mkt Capitalization (€)	1,806,303,943
# of Shares Outstanding	305,635,185
ICB Sector Classification	Energy
Listing Market	Main Market
Closing Price (€)	5.91
Fiscal Year End	December

Source: ATHEXGROUP, Data 31-Mar-2021

Normalized Share Performance % VS Composite Index



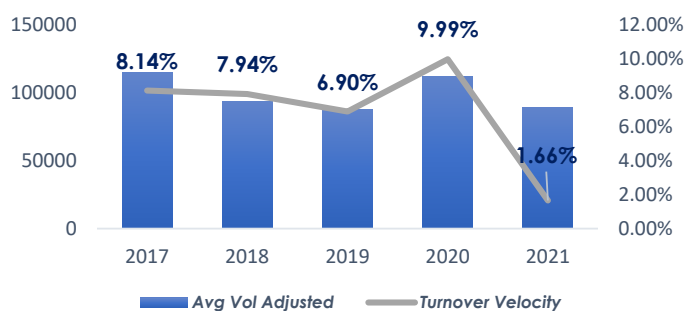
Yearly Performance

2016	2017	2018	2019	2020	2021	CAGR
9.41%	72.17%	-3.02%	18.83%	-38.43%	9.44%	5.98%

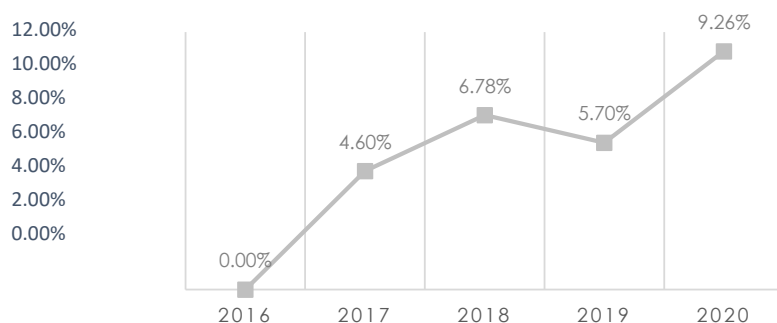
Trailing Performance

5 Year	3 Year	1 Year	9 Month	6 Month	3 Month	1 Month
58.87%	-24.71%	11.51%	-0.67%	28.76%	9.44%	6.10%

Share Liquidity



Total Yield %

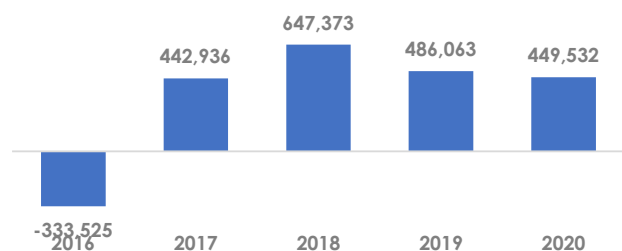


Financials (€ thous, consolidated)

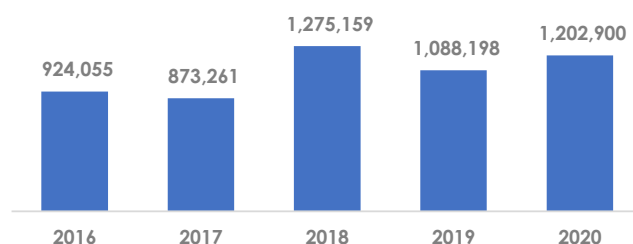
(€ thous, consolidated)

Fiscal Year	2016	2017	2018	2019	2020
Revenues	6,613,253	7,994,690	9,769,155	8,856,965	5,781,791
Gross Profit	1,007,128	1,087,492	999,386	805,159	35,982
EBITDA	841,249	851,059	711,395	573,767	253,426
Adj. EBITDA	731,456	833,638	729,993	571,814	332,834
Adj. Net Earnings	264,605	371,554	295,657	185,198	5,000
Long-term borrowings	1,456,204	920,234	1,627,171	1,610,094	2,131,371
Short-term borrowings	1,386,299	1,900,269	1,108,785	1,022,270	744,561
Debt	2,842,503	2,820,503	2,735,956	2,632,364	2,875,932
EBT	465,671	519,785	368,930	207,010	581,716
Net Earnings	328,735	383,923	214,712	163,576	396,615
Assets	7,188,821	7,160,075	6,988,577	7,092,465	6,774,748
Equity	2,141,635	2,371,574	2,394,731	2,326,573	1,848,837
CAPEX	- 125,719	- 208,732	- 156,713	- 241,045	- 288,055
Operating Cash Flow	- 333,525	442,936	647,373	486,063	449,532
Cash	924,055	873,261	1,275,159	1,088,198	1,202,900
Adj. EBITDA Margin	11%	10%	7%	6%	6%
Debt to Equity Ratio	133%	119%	114%	113%	156%
Net Debt to Equity Ratio	82%	76%	61%	66%	90%
Number of Employees	2,708	2,837	2,846	2,975	2,956

Operating Cash Flow (€ thous.)



Total Cash (€ thous.)



Cash Distributions (€ per share)

Year Paid	2016	2017	2018	2019	2020
Ordinary Dividend	0.00	0.35	0.50	0.50	0.50
Special Dividend	0.00	0.00	0.00	0.00	0.00
Total Distributions	0.00	0.35	0.50	0.50	0.50

Financial Calendar

2/25/2021	Results Publication
2/25/2021	Annual Analysts' Update
5/13/2021	Three Months' Results Publication
6/17/2021	Annual Ordinary General Meeting
7/5/2021	Dividend Ex-Date
7/6/2021	Dividend Holders
7/12/2021	Dividend Payment Date
8/26/2021	Six Months' Results Publication
11/11/2021	Nine Months' Results Publication

Board of Directors

Papathanasiou Ioannis	Chairman/Non Executive Member
Shiamishis Andreas	Ceo/Executive Member
Alexopoulos Georgios	Executive Member
Vardas Theodoros-Axilleas	Non Executive Member
Kefalogiannis Michael	Non Executive Member
Metaxas Alexandros	Non Executive Member
Aivazis Iordanis	Non Executive Member
Psarras Alkiviadis-Konstantinos	Non Executive Member
Papazoglou Loukas	Non Executive Member
Pantalakis Teodoros	Independent Non Executive Member
Pantelias Spyridon	Independent Non Executive Member
Papagiannopoulos Konstantinos	Non Executive Member - Employees Representative
Papakonstantinou Georgios	Non Executive Member - Employees Representative

Shareholders

Poih Investments Ltd	46.99%
Hellenic Republic Asset Development Fund S.A.	35.48%

Source: ATHEXGROUP, Data 31-Mar-2021 , published according to law 3556/2007

Index Participation

Athex All Share Index
Athex Composite Index Total Return Index
Athex Composite Share Price Index
FTSE/Athex Energy
FTSE/ATHEX Global Traders Index Plus
FTSE/ATHEX High Dividend Yield Index
FTSE/Athex Large Cap
FTSE/Athex Market Index
Hellenic Mid & Small Cap Index

The information contained in this report is supplied by ATHEX and by the listed companies. While all reasonable efforts have been taken to ensure the accuracy of the information contained in the report, it cannot be guaranteed. No liability is accepted by ATHEX and/or any listed company. This report does not constitute financial or investment advice. The present document is property of Hellenic Exchanges- Athens Stock Exchange S.A. (ATHEX) and the rights over it are protected under the stipulations about intellectual property rights. Copyright © 2021 Hellenic Exchanges- Athens Stock Exchange S.A.