

## Company Factsheet



March-2021

### ELINOIL HELLENIC PETROLEUM COMPANY S.A

#### Company Profile

ELINOIL, also known as elin, is a Greek oil company operating since 1954 with responsibility, focus on quality, and efficiency. elin, is steadily investing in strengthening its national presence and technical infrastructure, in order to meet effectively the needs for fuels and lubricants of drivers, households, businesses and marine activity in Greece and abroad. With over 600 petrol stations throughout the country, 3 storage and transportation facilities for liquid fuels, 3 tankers for marine transportation, 2 state-of-the-art solid fuel processing plants and a fleet of privately-owned tanker trucks, elin, is a key player of the Greek energy market. The company is investing in product innovation, and in 2014, it launched the pioneering fuel Diesel Crystal.

#### Contact Details

Investor Relations: Kalaitzidou Despina

Email: info@elin.gr

Website: <http://www.elin.gr>

Address: 33 Pigon Str. 145 64, Athina , Greece

Tel: (210)-6241500, Fax: (210)-6241519

#### Identification

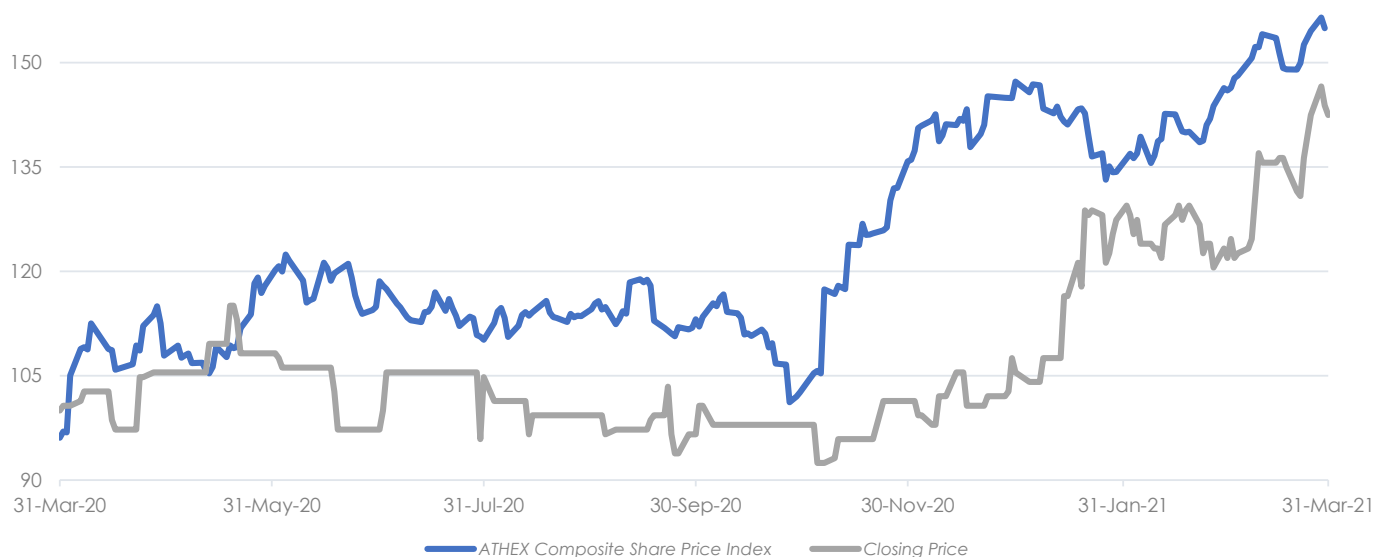
Bloomberg	ELIN GA
Reuters	ELIr.AT
ATHEX Symbol	ELIN
ISIN Code	GRS477003008
FISIN	ELINOIL HELLEN/REG SHS
LEI	635400XINPMOREM6Y125

#### Key Information

Mkt Capitalization (€)	49,562,510
# of Shares Outstanding	23,828,130
ICB Sector Classification	Energy
Listing Market	Main Market
Closing Price (€)	2.08
Fiscal Year End	December

Source: ATHEXGROUP, Data 31-Mar-2021

#### Normalized Share Performance % VS Composite Index



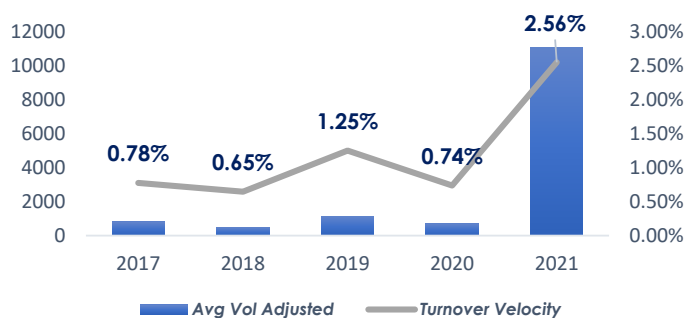
#### Yearly Performance

2016	2017	2018	2019	2020	2021	CAGR
21.95%	40.00%	-11.43%	33.87%	-7.23%	35.06%	15.77%

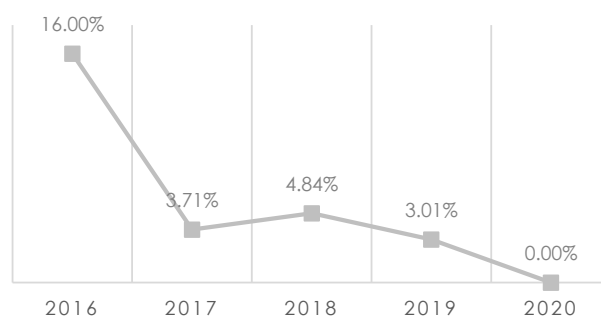
#### Trailing Performance

5 Year	3 Year	1 Year	9 Month	6 Month	3 Month	1 Month
166.67%	30.00%	42.47%	46.48%	47.52%	35.06%	18.18%

## Share Liquidity



## Total Yield %

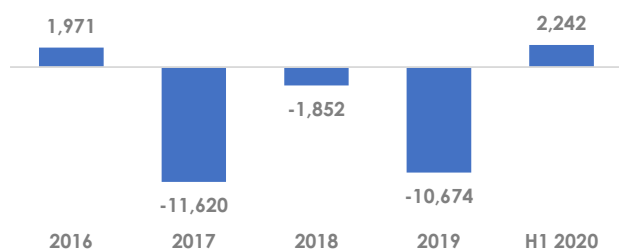


## Financials (€ thous, consolidated)

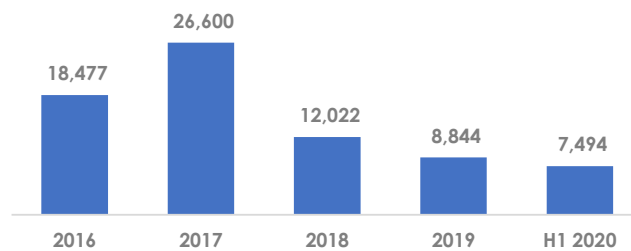
(€ thous, consolidated)

Fiscal Year	2016	2017	2018	2019	H1 2020
<b>Revenues</b>	<b>1,296,282</b>	<b>1,368,209</b>	<b>2,204,390</b>	<b>1,950,162</b>	<b>825,371</b>
Gross Profit	44,187	45,637	44,433	49,989	23,900
<b>EBITDA</b>	<b>13,320</b>	<b>13,450</b>	<b>13,357</b>	<b>18,305</b>	<b>6,543</b>
Long-term Liabilities	-	-	-	-	-
<b>Short-term Liabilities to Banks</b>	<b>59,624</b>	<b>83,395</b>	<b>76,534</b>	<b>90,422</b>	<b>89,781</b>
Debt	59,624	83,395	76,534	90,422	89,781
<b>EBT</b>	<b>6,771</b>	<b>6,252</b>	<b>4,302</b>	<b>4,316</b>	<b>556</b>
Net Earnings	4,876	4,220	2,823	3,309	205
<b>Assets</b>	<b>156,091</b>	<b>166,608</b>	<b>209,363</b>	<b>216,568</b>	<b>182,433</b>
Equity	49,970	52,939	51,296	53,045	53,250
<b>CAPEX</b>	<b>3,367</b>	<b>2,752</b>	<b>3,519</b>	<b>3,461</b>	<b>1,189</b>
Operating Cash Flow	1,971	11,620	1,852	10,674	2,242
<b>Cash</b>	<b>18,477</b>	<b>26,600</b>	<b>12,022</b>	<b>8,844</b>	<b>7,494</b>
EBITDA Margin	1%	1%	1%	1%	1%
<b>Debt to Equity Ratio</b>	<b>119%</b>	<b>158%</b>	<b>149%</b>	<b>170%</b>	<b>169%</b>
Net Debt to Equity Ratio	82%	107%	126%	154%	155%
<b>Number of Employees</b>	<b>252</b>	<b>256</b>	<b>263</b>	<b>266</b>	<b>266</b>

## Operating Cash Flow (€ thous.)



## Total Cash (€ thous.)



## Cash Distributions (€ per share)

Year Paid	2016	2017	2018	2019	2020
Ordinary Dividend	0.16	0.05	0.06	0.05	0.00
Special Dividend	0.00	0.00	0.00	0.00	0.00
<b>Total Distributions</b>	<b>0.16</b>	<b>0.05</b>	<b>0.06</b>	<b>0.05</b>	<b>0.00</b>

## Financial Calendar

## Board of Directors

<b>Kynigos P. Xaralampos</b>	Chairman/Non Executive Member
<b>Tsounias B. Georgios</b>	Vice President/Executive Member
<b>Aligizakis Ioannis</b>	CEO/Executive Member
<b>Kourouklis X. Ioannis</b>	Non Executive Member
<b>Karnesi S. Anzelik</b>	Non Executive Member
<b>Papaioannou Rodolfos</b>	Independent Non Executive Member
<b>Drollas P. Leonidas</b>	Independent Non Executive Member

## Shareholders

Karnesis Spyridon	<b>63.80%</b>
-------------------	---------------

Source: ATHEXGROUP, Data 31-Mar-2021 , published according to law 3556/2007

## Index Participation

Athex All Share Index  
FTSE/ATHEX Global Traders Index Plus  
FTSE/ATHEX Mid & Small Cap Factor-Weighted Index

The information contained in this report is supplied by ATHEX and by the listed companies. While all reasonable efforts have been taken to ensure the accuracy of the information contained in the report, it cannot be guaranteed. No liability is accepted by ATHEX and/or any listed company. This report does not constitute financial or investment advice. The present document is property of Hellenic Exchanges- Athens Stock Exchange S.A. (ATHEX) and the rights over it are protected under the stipulations about intellectual property rights. Copyright © 2021 Hellenic Exchanges- Athens Stock Exchange S.A.