

## Company Factsheet

January 2021



### OPTRONICS TECHNOLOGIES S.A.

#### Company Profile

Established in 1990 as a private, high tech company offering services in fiber optics market, optoelectronics and laser applications markets. The trust that the company gained from its customers through the successful delivery of challenging projects in combination with its continuous R&D implementations broadened its portfolio in the ICT, the M&E applications and the Construction industry. The company has 5000 finished projects, successfully serving 250 clients. Optronics Technologies S.A., covers the sectors of Hospitality, Technology & Service Providers, Industrial & energy, Defence & Armed Forces, Education/Academic, Public Sector & Government, Enterprises & Construction and Commercial/Retail.

#### Contact Details

Corporate Communications: Maria Papastergiou

Email: [optronics@optronics.gr](mailto:optronics@optronics.gr)

Website: [www.optronics.gr](http://www.optronics.gr)

Address: 79-81 Tessalonikis 18346, Moschato , Greece

Tel: (210)-9837121, Fax: (210)-9834814

#### Identification

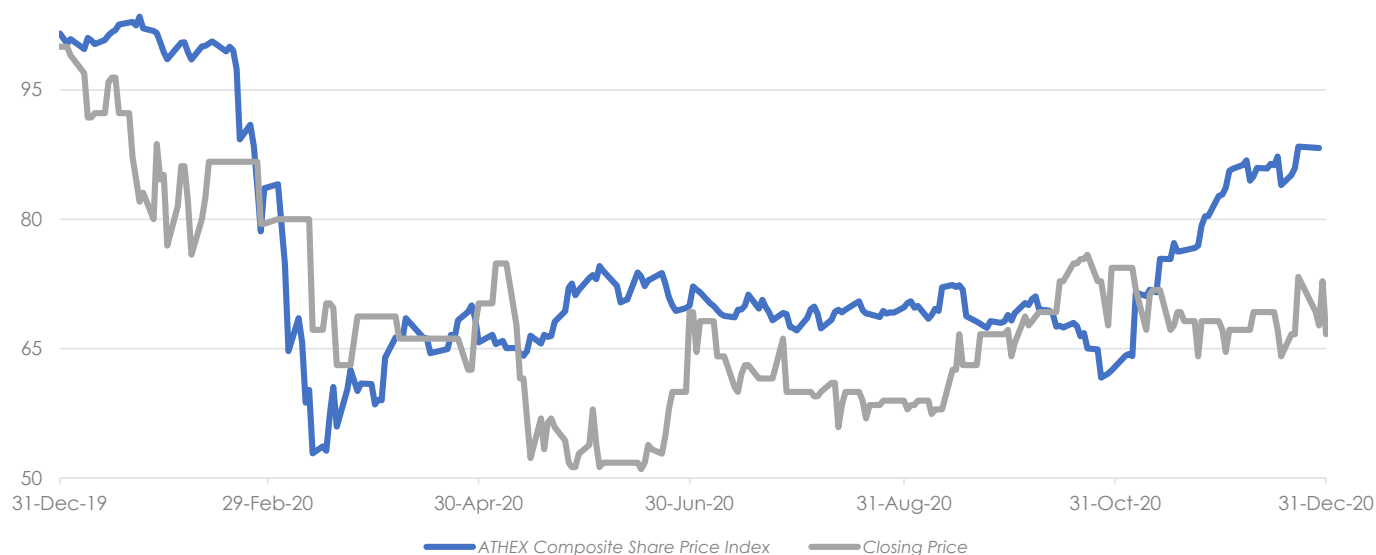
Bloomberg	OPTRON GA
Reuters	OTECr.AT
ATHEX Symbol	OPTRON
ISIN Code	GRS506003003
FISIN	OPTRONICS TECHN/REG SHS
LEI	213800MISR1DELC9XH50

#### Key Information

Mkt Capitalization (€)	8,667,100
# of Shares Outstanding	3,333,500
ICB Sector Classification	Telecommunications
Listing Market	Alternative Market
Closing Price (€)	2.60
Fiscal Year End	December

Source: ATHEXGROUP, Data 31-Dec-2020

#### Normalized Share Performance % VS Composite Index



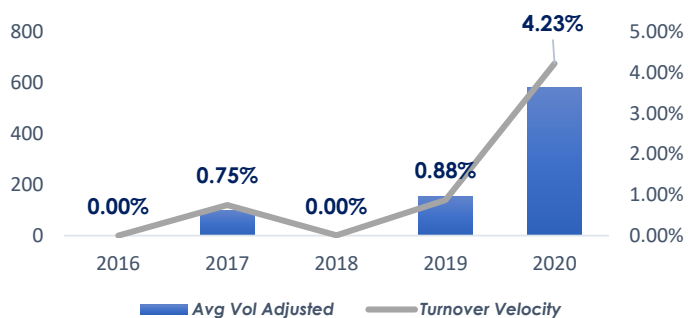
#### Yearly Performance

2015	2016	2017	2018	2019	2020	CAGR
0.00%	0.00%	0.00%	0.00%	120.34%	-33.33%	7.99%

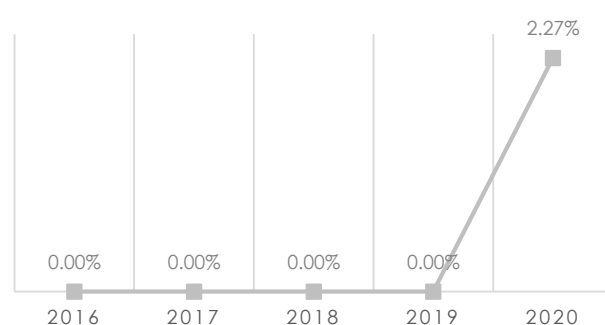
#### Trailing Performance

5 Year	3 Year	1 Year	9 Month	6 Month	3 Month	1 Month
46.89%	46.89%	-33.33%	-2.99%	-3.70%	-0.76%	-2.26%

## Share Liquidity



## Total Yield %

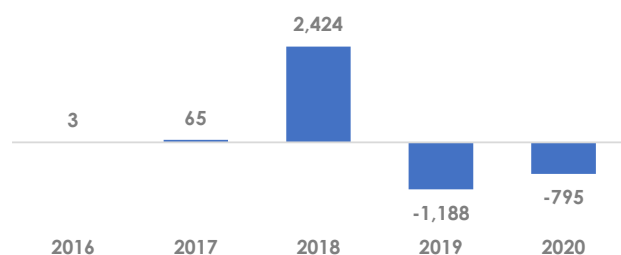


## Financials (€ thous, consolidated)

(€ thous, consolidated)

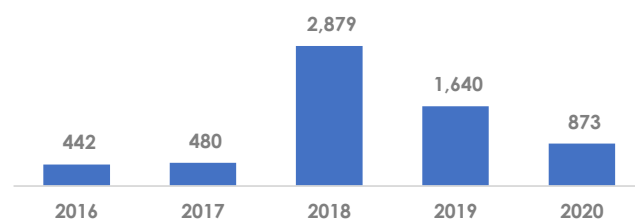
Fiscal Year	2016	2017	2018	2019	H1 2020
<b>Revenues</b>	<b>2,266</b>	<b>1,439</b>	<b>7,201</b>	<b>9,615</b>	<b>1,121</b>
Gross Profit	335	242	951	734	69
<b>EBITDA</b>	<b>120</b>	<b>641</b>	<b>531</b>	<b>457</b>	<b>202</b>
Long-term Liabilities	-	-	-	-	-
<b>Short-term Liabilities to Banks</b>	<b>-</b>	<b>-</b>	<b>-</b>	<b>-</b>	<b>-</b>
Debt	-	-	-	-	-
<b>EBT</b>	<b>90</b>	<b>667</b>	<b>509</b>	<b>393</b>	<b>233</b>
Net Earnings	55	498	377	270	177
<b>Assets</b>	<b>2,765</b>	<b>2,299</b>	<b>4,676</b>	<b>3,721</b>	<b>3,308</b>
Equity	2,099	1,601	1,961	2,231	2,054
<b>CAPEX</b>	<b>-</b>	<b>23</b>	<b>-</b>	<b>28</b>	<b>-</b>
Operating Cash Flow	3	65	2,424	1,188	795
<b>Cash</b>	<b>442</b>	<b>480</b>	<b>2,879</b>	<b>1,640</b>	<b>873</b>
EBITDA Margin	5%	-45%	7%	5%	-18%
<b>Debt to Equity Ratio</b>	<b>0%</b>	<b>0%</b>	<b>0%</b>	<b>0%</b>	<b>0%</b>
Net Debt to Equity Ratio	-21%	-30%	-147%	-74%	-43%
<b>Number of Employees</b>	<b>13</b>	<b>13</b>	<b>16</b>	<b>18</b>	<b>17</b>

## Operating Cash Flow (€ thous.)



\*H1 2020

## Total Cash (€ thous.)



\*H1 2020

## Cash Distributions (€ per share)

Year Paid	2016	2017	2018	2019	2020
Ordinary Dividend	0.00	0.00	0.00	0.00	0.06
Special Dividend	0.00	0.00	0.00	0.00	0.00
<b>Total Distributions</b>	<b>0.00</b>	<b>0.00</b>	<b>0.00</b>	<b>0.00</b>	<b>0.06</b>

## Financial Calendar

6/29/2020

General Meeting

## Board of Directors

<b>Papastergiou A. Christoforos</b>	President/Ceo
<b>Koukouvinos Ilias</b>	Vice President/Ceo/Executive Member
<b>Papastergiou A. Maria</b>	Member

## Shareholders

Papastergiou Christoforos	<b>30.60%</b>
Papastergiou Georgios	<b>29.70%</b>
Koukoubinos Ilias	<b>29.70%</b>

*Source: ATHEXGROUP, Data 31-Dec-2020 , published according to law 3556/2007*

## Index Participation

ATHEX Alternative Market Price Index

The information contained in this report is supplied by ATHEX and by the listed companies. While all reasonable efforts have been taken to ensure the accuracy of the information contained in the report, it cannot be guaranteed. No liability is accepted by ATHEX and/or any listed company. This report does not constitute financial or investment advice. The present document is property of Hellenic Exchanges- Athens Stock Exchange S.A. (ATHEX) and the rights over it are protected under the stipulations about intellectual property rights. Copyright © 2021 Hellenic Exchanges- Athens Stock Exchange S.A.