

January 2021

**INTRACOM S.A. HOLDINGS**

**Company Profile**

Intracom Holdings is the main shareholder of a group of leading multinational companies specializing in high tech IT solutions and services, specialized construction projects and advanced defense electronics systems. Established in 1977, Intracom evolved into a leading Telecommunications Systems, Defense Electronics and Information Technology provider, with numerous subsidiaries in 16 countries and an international activity extending to 70 countries. In December 2005, the corporate parent became a holding company named Intracom Holdings. The Company is listed on the Athens Stock Exchange since 1990.

**Contact Details**

Corporate Communications: Korre Kyriaki

Email: info@intracom.com.

Website: http://www.intracom.com

Address: - 19Th Km, Neas Odou Paianias - Markopoulou 19002, Paiania , Greece

Tel: (210)-6674000, Fax: (210)-6674001

**Identification**

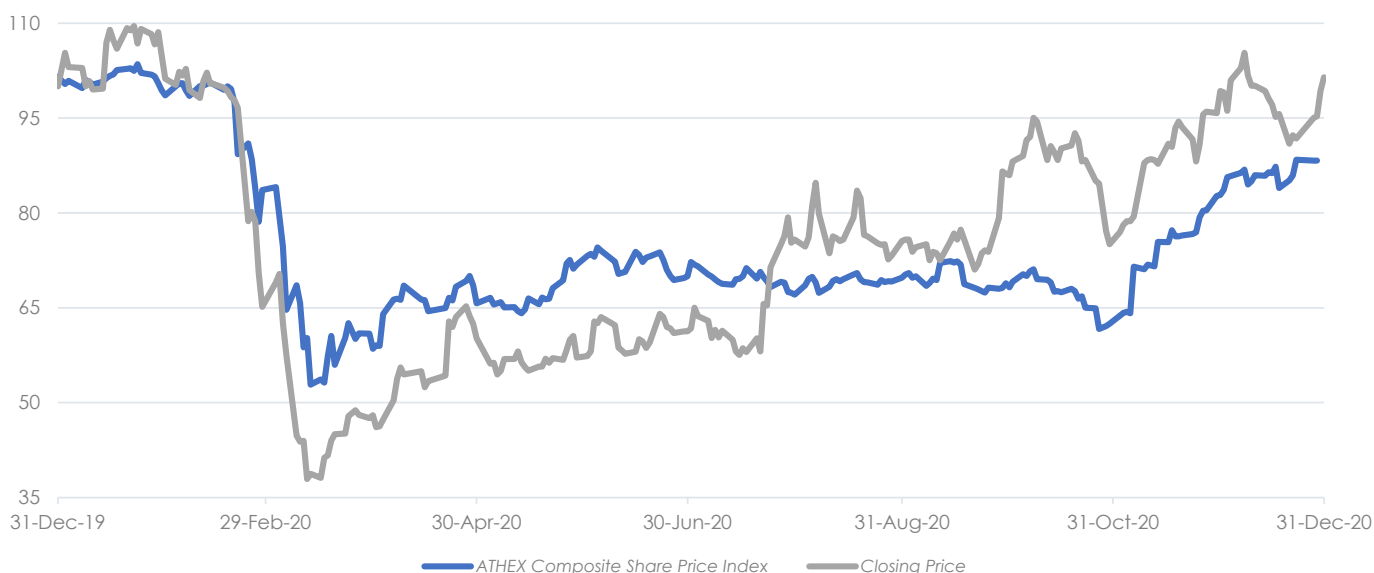
Bloomberg	INTRK GA
Reuters	INRr.AT
ATHEX Symbol	INTRK
ISIN Code	GRS087003000
FISIN	INTRACOM/REG SHS
LEI	213800LNWF1WPJ3CH702

**Key Information**

Mkt Capitalization (€)	63,688,000
# of Shares Outstanding	76,000,000
ICB Sector Classification	Telecommunications
Listing Market	Main Market
Closing Price (€)	0.84
Fiscal Year End	December

Source: ATHEXGROUP, Data 31-Dec-2020

**Normalized Share Performance % VS Composite Index**



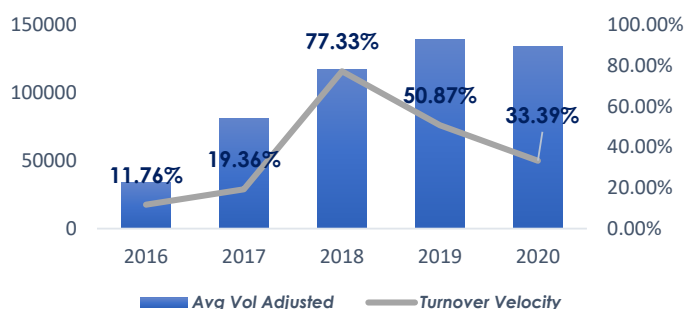
**Yearly Performance**

2015	2016	2017	2018	2019	2020	CAGR
-30.92%	0.33%	145.31%	-49.97%	29.06%	1.45%	10.02%

**Trailing Performance**

5 Year	3 Year	1 Year	9 Month	6 Month	3 Month	1 Month
61.22%	-34.50%	1.45%	111.35%	65.61%	17.70%	5.94%

## Share Liquidity



## Total Yield %

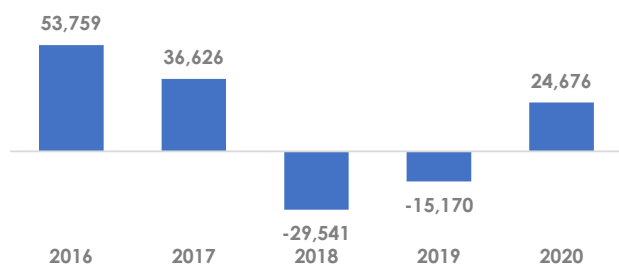
No Cash Distributions

## Financials (€ thous, consolidated)

(€ thous, consolidated)

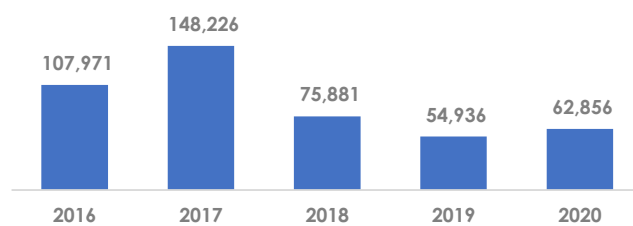
Fiscal Year	2016	2017	2018	2019	H1 2020
<b>Revenues</b>	<b>401,656</b>	<b>397,129</b>	<b>470,697</b>	<b>522,798</b>	<b>216,629</b>
Gross Profit	69,757	73,110	70,077	72,378	32,244
<b>EBITDA</b>	<b>27,817</b>	<b>29,301</b>	<b>32,258</b>	<b>37,071</b>	<b>12,623</b>
Long-term Liabilities	68,405	106,764	100,031	69,785	68,906
<b>Short-term Liabilities to Banks</b>	<b>109,594</b>	<b>136,724</b>	<b>109,063</b>	<b>132,241</b>	<b>89,747</b>
Debt	177,999	243,488	209,094	202,026	158,653
<b>EBT</b>	<b>2,139</b>	<b>4,166</b>	<b>6,842</b>	<b>4,858</b>	<b>6,448</b>
Net Earnings	- 3,885	- 1,107	- 2,312	516	5,183
<b>Assets</b>	<b>729,719</b>	<b>789,552</b>	<b>779,318</b>	<b>753,415</b>	<b>719,795</b>
Equity	273,334	270,295	263,110	259,850	264,113
<b>CAPEX</b>	<b>- 17,838</b>	<b>- 15,565</b>	<b>- 11,157</b>	<b>- 12,921</b>	<b>- 8,657</b>
Operating Cash Flow	53,759	36,626	- 29,541	15,170	24,676
<b>Cash</b>	<b>107,971</b>	<b>148,226</b>	<b>75,881</b>	<b>54,936</b>	<b>62,856</b>
EBITDA Margin	7%	7%	7%	7%	6%
<b>Debt to Equity Ratio</b>	<b>65%</b>	<b>90%</b>	<b>79%</b>	<b>78%</b>	<b>60%</b>
Net Debt to Equity Ratio	26%	35%	51%	57%	36%
<b>Number of Employees</b>	<b>2,343</b>	<b>2,565</b>	<b>2,672</b>	<b>2,788</b>	<b>2,969</b>

## Operating Cash Flow (€ thous.)



\*H1 2020

## Total Cash (€ thous.)



\*H1 2020

## Cash Distributions (€ per share)

Year Paid	2016	2017	2018	2019	2020
Ordinary Dividend	0.00	0.00	0.00	0.00	0.00
Special Dividend	0.00	0.00	0.00	0.00	0.00
<b>Total Distributions</b>	<b>0.00</b>	<b>0.00</b>	<b>0.00</b>	<b>0.00</b>	<b>0.00</b>

## Financial Calendar

6/22/2020	Results Announcement
6/22/2020	Results Publication
6/25/2020	Annual Analysts' Update
7/24/2020	Annual Ordinary General Meeting
7/24/2020	General Meeting
10/22/2020	General Meeting

## Board of Directors

<b>Kokkalis P. Sokratis</b>	President/Executive Member
<b>Klonis C. Dimitrios</b>	Vice President/ Ceo
<b>Kokkalis S. Konstantinos</b>	Vice Chairman/Non Executive Member
<b>Anninos A. Georgios</b>	Vice Chairman/Non Executive Member
<b>Antonopoulos G. Konstantinos</b>	Non Executive Member
<b>Petros K. Sourefis</b>	Non Executive Member
<b>Ioannis Michael Mavrofydis</b>	Non Executive Member
<b>Kallergis E. Ioannis</b>	Independent Non Executive Member
<b>Ioannis Tsoumas</b>	Independent Non Executive Member

## Shareholders

Kokkalis Sokratis	<b>24.17%</b>
Dimitriadis Konstantinos	<b>8.73%</b>

Source: ATHEXGROUP, Data 31-Dec-2020 , published according to law 3556/2007

## Index Participation

Athex All Share Index  
Athex Composite Index Total Return Index  
Athex Composite Share Price Index  
ATHEX Select Index  
FTSE/ATHEX Global Traders Index Plus  
FTSE/Athex Market Index  
FTSE/Athex Mid Cap Index  
FTSE/Athex Telecommunications

The information contained in this report is supplied by ATHEX and by the listed companies. While all reasonable efforts have been taken to ensure the accuracy of the information contained in the report, it cannot be guaranteed. No liability is accepted by ATHEX and/or any listed company. This report does not constitute financial or investment advice. The present document is property of Hellenic Exchanges- Athens Stock Exchange S.A. (ATHEX) and the rights over it are protected under the stipulations about intellectual property rights. Copyright © 2021 Hellenic Exchanges- Athens Stock Exchange S.A.