

Company Profile

Quest Holdings, a parent company of one of the largest Group of Companies in Greece, has a strong presence in the areas of IT, Electronic Transactions, Green Energy and Courier & Postal Services. Starting in 1981 as Info-Quest, the company has been instrumental in shaping and evolving the Greek IT and Communications market, developing and disseminating new technologies, introducing and using IT in education and the wider community, as well as creating new institutional frameworks for the acceptance and use of new technologies. The company has been listed on the ATHEX since 1998 while the Quest Group employs more than 1,700 highly trained employees in Greece. The Quest Group companies are Info Quest Technologies, Uni Systems, iSquare, iStorm, IQbility incubator, Quest Online (you.gr), Cardlink, ACS and Quest Energy.

Group Structure

Quest Holdings



INFORMATION TECHNOLOGY PRODUCTS (WHOLESALE / RETAIL)



INFORMATION TECHNOLOGY SERVICES



ELECTRONIC PAYMENTS



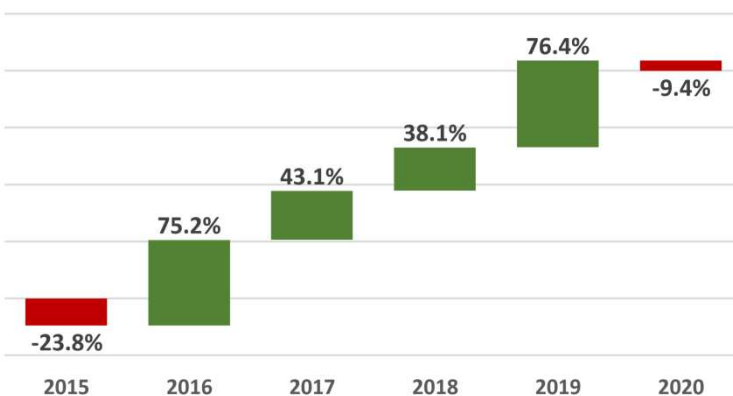
COURIER & POSTAL SERVICES



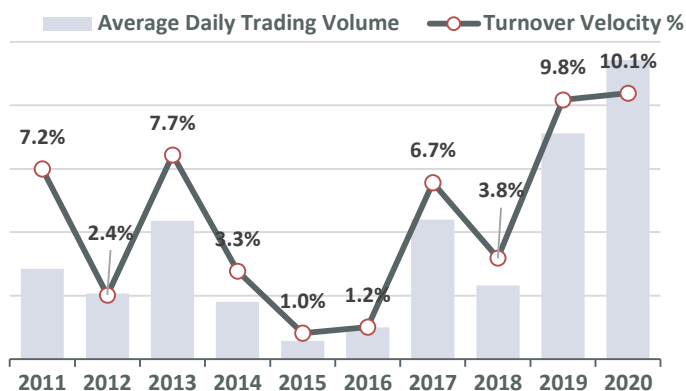
GREEN ENERGY



Share Performance



Share Liquidity



Yearly Performance

2015	2016	2017	2018	2019	2020	CAGR* 2020-11
-23.8%	75.2%	43.1%	38.1%	76.4%	-9.4%	25.0%

*Compound Annual Growth Rate

Trailing Performance

1 Month	3 Months	6 Months	9 Months	1 Year	3 Years	5 Years
-7.3%	-6.8%	-22.7%	2.0%	-0.4%	114.2%	430.2%

Source: ATHEXGROUP, Trade Data 29/07/2020

Recent Developments - 2020

- 9 July** Quest Holdings: Quest Group was the Golden Sponsor in the digital "Entrepreneurship and Career Panorama" - the largest multi-conference on entrepreneurship for professional guidance
- 2 July** Info Quest Technologies: Info Quest Technologies gets awarded by Dell as Enterprise Distributor of the Year
- 26 June** Ordinary General Assembly 2019
- 9 June** 1st Quarter Financial Results 2020

Financial Calendar

	H1 2020 Results	09 September 2020
Dividend	Record Date	No Distribution
Capital Return 2020 0,15 Euro / share	Record Date	July 22nd 2020
	Payment Date	July 27th 2020
9M 2020 Results		To be Determined

Key Information

Mkt Capitalization (€)	255,189,997
Number of Shares Outstanding	35,740,896
ICB Sector Classification (ICB)	Technology
Listing Market	Main Market
Trading Segment	Medium Activity
Fiscal Year End	December
Listing Date	17 December 1998

Source: ATHEXGROUP, Data 29/07/2020

Financials (€ thous, consolidated)

Fiscal Year	2016	2017	2018	2019	Q1 -2020
Revenues	388,227	436,449	497,680	600,319	147,748
Gross Profit	64,401	76,948	68,412	98,653	24,364
EBITDA	31,792	39,251	33,901	53,393	12,559
Debt	46,073	52,447	37,441	50,425	76,482
EBT	17,295	15,075	24,006	30,177	6,755
Net Earnings	6,284	5,911	19,988	8,294	4,448
Assets	338,262	326,609	334,901	423,327	443,238
Equity	165,957	128,730	140,133	143,203	147,424
CAPEX	15,924	18,296	4,512	6,698	1,807
Operating Cash Flow	27,070	20,624	52,441	34,868	-14,611
Cash	65,932	47,937	63,164	75,195	81,748
EBITDA Margin	8.2%	9.0%	6.8%	8.9%	8.5%
Head count	1,506	1,577	1,744	1,905	1,945

Cash Distributions (per share)

Year Paid	2016	2017	2018	2019	2020
Ordinary Dividend	0.000	0.000	0.000	0.000	0.000
Special Dividend	0.540	0.340	0.380	0.140	0.150
Total Distributions	0.540	0.340	0.380	0.140	0.150

Board of Directors

Fessas D Theodoros

(President/Executive Member)

Koutsourelis S Eftychia

(Vice President/Executive Member)

Tzortzakis M Pantelis

(Vice President/Non Executive Member)

Georgantzis M Apostolos

(CEO/Executive Member)

Bitsakos G Markos

(Deputy Managing Director/Executive Member)

Karamouzis B Nikolaos

(Independent Non-Executive Member)

Labroukos D Nikolaos-Socrates

(Executive Member)

Papadopoulos K Apostolos

(Independent Non-Executive Member)

Tamvakakis S Apostolos

Independent Non-Executive Member

Tamvakakis D Faidon

(Independent Non-Executive Member)

Latest Financial Results

During Q1 2020 Quest Group:

- Demonstrated significant growth in Sales (+18,2%), EBITDA (+6%) and EBT(+2,7%)

- Suffered a marginal decrease in EAT(-2%)

- Maintained a solid financial position

Q1 2020 was not significantly affected by Covid19, confirming the initial management's expectations.

However, April's lockdown certainly influences both April and Q2 2020 results. Covid-19 may also affect next quarters based on the duration of the measures taken to suppress the pandemic and the course of the economy in general.

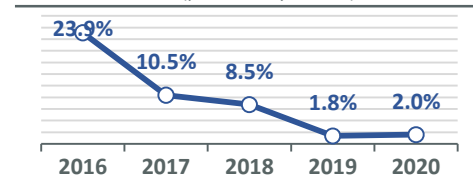
Operating Cash Flow (€ mil)



Total Cash (€ mil)



Total Yield (price fiscal year end)



Shareholder Structure

Shareholders

Fessas Theodoros	50.2%
Koutsourelis Eftychia	24.7%
Free Float	25.1%

Source: ATHEXGROUP, Data 29/07/2020, published according to Law 3556/2007

Index Participation

HELMESI - Hellenic Mid & Small Cap Index
ASIP - ATHEX Select Index Plus
ΔTX - FTSE / Athex Technology
GD - Athex Composite Share Price Index
DOM -Athex All Share Index
FTSEM - FTSE / Athex Mid Cap Index
SAGD - Athex Composite Index Total Return Index
FTSEA - FTSE / Athex Market Index

Source: ATHEXGROUP, Data 29/07/2020

Identification

Bloomberg:	QUESTGA	ISIN Code:	GRS310003009
Reuters:	IQTr.AT	FISN:	QUEST HOLDINGS/REG SHS
ATHEX Symbol:	QUEST	LEI:	549300GTDOPCSETABE37

Contact Details

Dimitrios Papadiamantopoulos, Head of Investor Relations
 e-mail: ir@quest.gr
www.quest.gr

The information contained in this report is supplied by ATHEX and by the listed companies. While all reasonable efforts have been taken to ensure the accuracy of the information contained in the report, it cannot be guaranteed. No liability is accepted by ATHEX and/or any listed company. This report does not constitute financial or investment advice. The present document is property of Hellenic Exchanges- Athens Stock Exchange S.A. (ATHEX) and the rights over it are protected under the stipulations about intellectual property rights. Copyright © 2020 Hellenic Exchanges- Athens Stock Exchange S.A.